

PRICING & SPECIFICATION GUIDE

Introduction: Power-Data

November 7, 2024

TUOHY



Introduction: **Power-Data**

| | |
|-----------------------------|----|
| Microphone | 17 |
| Shelf Lights | 17 |
| Wire Management | 18 |
| Raceway Channels | 18 |
| Cavo Cable Drop | 18 |
| Wire Management Basket | 18 |
| Top Grommets | 19 |
| Vertical Grommets | 19 |
| Perimeter Power-Data | 20 |
| Power-Data Aprons | 20 |
| Dean | 21 |
| Garcia | 21 |
| Surface Power-Data | 22 |
| Burelé | 22 |
| Node | 22 |
| MhoB | 22 |
| Dean Z-Mount | 23 |
| Slide Units | 24 |
| Swivel Units | 25 |
| Static Units | 25 |
| Power-Comm Recessed Console | 26 |
| TAS Tech-Accessory System | 27 |
| Power-Comm Troughs | 28 |
| Connector Modules | 30 |

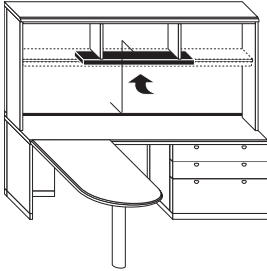
MICROPHONE



| Mounts on Any Surface | Product No. | List \$ |
|-----------------------|-------------|---------|
| Microphone (Black) | S2E.Q00.000 | 1536 |

Note: Specify permanent location desired.
Includes table top mounting plate and XLR plug in 12 inch gooseneck microphone.

SHELF LIGHTS

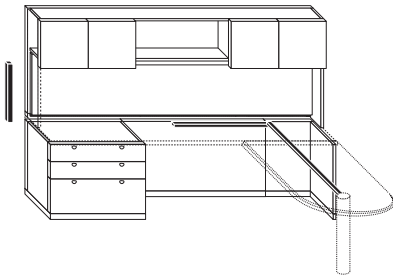


| | Product No. | List \$ |
|----------------|-------------|---------|
| Shelf Light 24 | 501.2024 | 292 |
| Shelf Light 36 | 501.2036 | 357 |
| Shelf Light 48 | 501.2048 | 447 |
| Shelf Light 60 | 501.2060 | 527 |
| Shelf Light 72 | 501.2072 | 644 |

TUOHY offers five sizes of shelf task lighting that can be field mounted at any location. These are fluorescent fixtures with a prismatic diffuser lens, UL Listed. Standard housing color is black.

Each light has a 9-foot power cord. Power cords for Chicago (all but 72w), LA and New York are available; inquire regarding ordering information.

RACEWAY CHANNELS



| | Product No. | List \$ |
|--------------------------------|-------------|---------|
| Raceway Channels (Black) | | |
| (2) Raceways @ 22 plus 3 clips | 501.3000 | 97 |

Contains two pieces of wire raceway, 22 inches long, and three clips for inner-cabinet wire management. Standard color is black. Raceways may be snapped open/close. See diagram for possible mounting applications; suitable for above work surface areas as well as under surface locations.

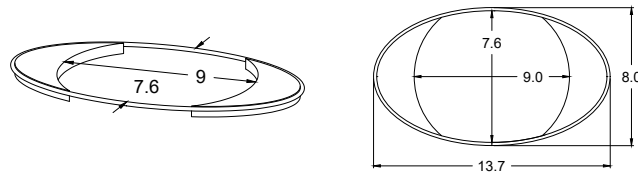
CAVO CABLE DROP
Design by Fig40



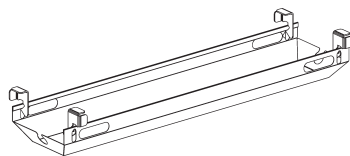
| 30-in Nominal Desk Height | Product No. | List \$ |
|------------------------------|-------------|---------|
| White (white spandex thread) | WMCD30WH | 277 |
| Black (black spandex thread) | WMCD30BL | 277 |
| Steel (black spandex thread) | WMCD30ST | 277 |

| 40-in Nominal Standing Height | Product No. | List \$ |
|-------------------------------|-------------|---------|
| White (white spandex thread) | WMCD40WH | 300 |
| Black (black spandex thread) | WMCD40BL | 300 |
| Steel (black spandex thread) | WMCD40ST | 300 |

All colors come with either white or black spandex thread. Additional colors are available upon request; use the following link to review color choices: www.visionknit.ca/furniture-industry-yarn-inventories.html Custom colors are also available, but subject to a one-time mixing charge per order, as follows:
For 30-inch nominal height socks the mixing charge is \$574 List.
For 40-inch nominal height socks the mixing charge is \$702 List.



WIRE MANAGEMENT BASKET



| | Product No. | List \$ |
|-----------------------------|-------------|---------|
| Wire Management Basket, 36w | WMB | 404 |

Finished MRB Resin Black.
Includes 6-outlet surge protector.

TOP GROMMETS

Top grommets must be specified individually (Option GT). Standard default locations are defined below. You may specify any location you prefer; a detailed drawing must accompany your order.



| | Specify | List \$ |
|-------------|-----------|---------|
| Top Grommet | Option GT | 219 |


Specify finish code:

| | |
|-----------------|----|
| Black Metal | BL |
| Black Plastic | BP |
| Brass Polished | BR |
| Bronze | BZ |
| Chrome Polished | CH |
| Nickel Brushed | BN |

Standard Location

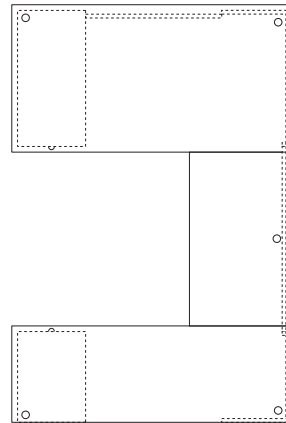
Top Grommets are located on the rear outside corner of pedestals on a standard basis.

The plan view below demonstrates how Top Grommets are applied to a double pedestal desk on a standard basis.



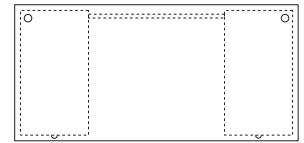
Standard Top Grommet locations are shown below for single pedestal desks, bridges and credenzas.

Runoffs have grommets located in the manner that credenzas do.



Alternate Locations

Grommets may be located on the rear inside corner of pedestals. If you compare the drawing below to those elsewhere on this page, it is easy to extrapolate how this inside location is adapted throughout, if desired. Be sure to specify Option GS for this alternate placement.



VERTICAL GROMMETS

Vertical grommets may also be adapted to any side of a tower, to desks, and to modular pedestals and modesty panels when an exit cord grommet is needed



| | Specify | List \$ |
|-------------------------|-----------|---------|
| Plastic | | |
| Vertical Grommet, Black | Option GV | 148 |

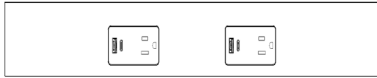
Default Locations

Desks and Runoffs: Kneehole area, just below the top.
Modular pedestals: On center at rear, just below the top.

Towers: On center at rear, 42 from the floor.
Overheads: On center or just right of center (as needed), 3 above bottom shelf.

PERIMETER POWER-DATA

Power-Data Aprons



| Product No. Prefix | Apron Size (in.) | (-) # Outlet Pairs | | | | | |
|--------------------|------------------|--------------------|--------|-------|-------|-------|-------|
| PDAP... | | ...-1 | ...-2 | ...-3 | ...-4 | ...-5 | |
| | List \$ | 809 | 1617 | 2426 | 3234 | 4043 | |
| | ...18... | 420 | 18-in | - | - | - | - |
| | ...24... | 432 | 24-in | - | - | - | - |
| | ...30... | 448 | 30-in | - | - | - | - |
| | ...36... | 460 | 36-in | 23-in | - | - | - |
| | ...48... | 489 | 48-in | 24-in | - | - | - |
| | ...60... | 517 | 60-in | 30-in | 23-in | - | - |
| | ...72... | 546 | 72-in | 36-in | 24-in | - | - |
| | ...84... | 573 | 84-in | 42-in | 28-in | 23-in | - |
| | ...96... | 602 | 96-in | 48-in | 32-in | 24-in | - |
| | ...108... | 631 | 108-in | 54-in | 36-in | 27-in | 24-in |
| | ...120... | 660 | 120-in | 60-in | 40-in | 30-in | 24-in |

Nominal o.c. spacing

! Notes:

Steel aprons are 1d 2.5h at widths shown above; standard (default) finish is MRTG Resin Thunder Gray Default/suggested apron set back is 8-inches.

Units are an 8 wire, 4 circuit system, meant to be a single hardwire inlet, units to be daisy chained. 72-inch softplug cord is an in-feed with 20 Amp plug and is UL-Recognized, not UL-Approved.

PDAP and PDAPSP options: Each outlet pair consists of (2) power outlets and (2) USB A+C outlets. PDAP option is intended for use in all markets except Chicago. Check your local electrical codes before selecting the PDAPSP option.

PDAPCC option: Each station includes two 15A 125V outlets and a 5.2A USB Type-A/Type-C Charger. No whips or cords provided for Chicago Code option.

For A/V or Data connectors to add to Aprons see page 31.

Pricing includes Apron, outlets and all cables except where noted.

+ Options/Parametrics:

For Softplug option w/120-in power cord, use Prod.No.Prefix PDAPSP...; add \$89 to the total List \$.

For Chicago Code option, use Prod.No.Prefix PDAPCC...; no price change.

For casegoods, widths can be specified 18-120. Replace product number prefix with desired width; use next larger size for price.

For conference tables, use perimeter of table as the product number prefix; use length and width (x2) for pricing see example below.

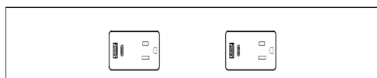
Specify resin color for Aprons:

MRTG Resin Thunder Gray (default, if not specified)

MRW Resin White

MRB Resin Black

MRSA Resin Satin Aluminum



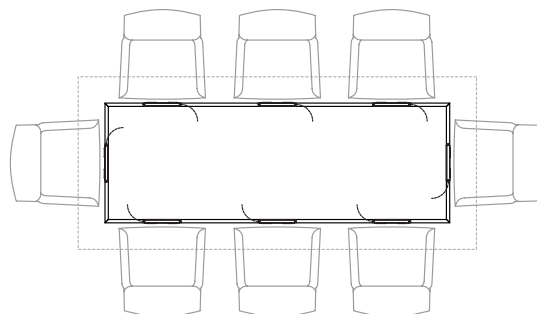
> To order for casegoods (see chart above, use next larger Apron Size where needed):

1. Locate Apron Size (size of opening) and # Power-Data Outlet Pairs; e.g.: 36, 2.
2. Determine Product Number by merging the Prefix, Apron Size and # Outlet Pairs; e.g., PDAP36-2.
3. Determine List \$ by adding the Apron price and the Outlets price; e.g., 460 + 1617 = \$2077.

> To order for conference tables (see chart above, use next larger Apron Size where needed):

1. Calculate the table perimeter; e.g., 120w 52d table = 120 + 52 + 120 + 52 = 344 inches.
2. Determine number of outlets needed/desired; e.g., 3 + 1 + 3 + 1 = 8.
3. Determine Product Number by merging Prefix, table perimeter, and # Outlet Pairs; e.g., PDAP344-8.
4. Determine List \$ by adding the sum of prices for Apron Sizes and the sum of Outlets prices; e.g., (660 + 517 + 660 + 517) + (2426 + 809 + 2426 + 809) = \$8824

For Soft Plug option Product Number becomes PDAPSP344-8:
e.g., (660 + 517 + 660 + 517) + (2426 + 809 + 2426 + 809) = \$8824 + \$89 = 8913



PERIMETER POWER-DATA (cont.)

Dean



| Power Option | Softplug | | Softplug+CircuitBreaker | | Hardwire | |
|---|------------|--------|-------------------------|------------|----------|---------|
| | ProdNo. | Prefix | List \$ | ProdNo. | Prefix | List \$ |
| 2-Port: (2) Splx | ELD220S... | | 338 | ELD220C... | | 396 |
| 2-Port: (1) Splx, (1) USB-A+C | ELD211S... | | 450 | ELD211C... | | 507 |
| • 3-Port: (2) Splx, (1) USB-A+C | ELD321S... | | 473 | ELD321C... | | 528 |
| 4-Port: (2) Splx, (2) USB-A+C | ELD422S... | | 688 | ELD422C... | | 744 |
| 5-Port: (2) Splx, (1) USB-A+C, (1) USB-A+C100 | ELD522S... | | 845 | ELD522C... | | 903 |

| Material: | ...Suffix | ↑ | ↑ | ↑ |
|-----------|-----------|---|---|---|
| • White | ...WH | | | |
| Black | ...BLK | | | |
| Storm | ...STR | | | |
| Fog | ...FOG | | | |

> To Order:

For product numbers, append the Material Suffix to the Prefix Code; read across and down for list price.
 Ex: For 2-Port with two simplex outlets, softplug unit in white, product number is ELD220SWH; list price is \$338.

! Notes:

Includes 6-ft UL Listed power cord. 10-ft cord available upon request.
 Dean's housing is clear anodized aluminum. The faceplate is molded plastic and the trim is Resin coated steel.
 The Corded Dean can be used in New York City, as per the NYC Electrical Code.
 The Hardwired Dean must be used on all furnishings in Chicago.
 To use with Interlink IQ 2.0 contact your Customer Service Representative.

- Splx = 15A 125V Simplex Outlet
- USB-A+C = USB-A 2.1A & UCB-C 18 watts (uses one port)
- USB-C45 = USB-C Outlet, 45 watts (uses one port)
- USB-C100 = USB-C Outlet, 100 watts (uses two ports)

Garcia 2-Trac



| Power Option | List \$ |
|------------------------------|---------|
| • 2-Port: (2) USB-A | Quote |
| 2-Port: (1) USB-A, (1) USB-C | Quote |

! Notes:

Available colors: White, Black, Storm, and Fog
 AC Infeed cord length can be up to 177-in. DC cord lengths can be up to 70-in.
 USB-A is 2.1 amps per port.
 USB-C is 18 watts.
 Low-voltage unit.
 A blue LED light lets users know that charging is available, and brightens when a device is plugged in.
 Garcia is molded plastic.
 Maximum of 5 Garcia units with 1-2 hubs.
 Contact Customer Service to order unit specific to your needs.

SURFACE POWER-DATA

Burelé®



| Power Option | Softplug | | Softplug+CircuitBreaker | |
|---------------------------------|----------------|---------|-------------------------|---------|
| | ProdNo. Prefix | List \$ | ProdNo. Prefix. | List \$ |
| • 4-Port: (2) Splx, (2) USB-A+C | ELBU422S... | 708 | ELBU422C... | 764 |
| Material | ...Suffix | | | |
| • Gloss White | ...WH | | | |
| Gloss Black | ...BLK | | | |

> To Order:

For product numbers, append the Material Suffix to the Prefix Code; read across and down for list price.

Ex: For 4-Port, softplug unit in gloss white, product number is ELBU422SWH; list price is \$708.

! Notes:

Includes 6-ft UL Listed power cord. 10-ft cord available upon request.

USB-A+C = USB-A 2.1A & UCB-C 18 watts (uses one port)

The Corded Dean can be used in New York City, as per the NYC Electrical Code.

Node



| Power Option | Softplug | | Softplug+CircuitBreaker | | Hardwire | |
|---------------------------------|-------------|---------|-------------------------|---------|-------------|---------|
| | Product No. | List \$ | Product No. | List \$ | Product No. | List \$ |
| 2-Port: (2) Simplex | | | | | | |
| Satin nickel, plated | ELN220SSP | 365 | ELN220CSP | 422 | ELN220HSP | 437 |
| • Parchment resin coat | ELN220SPR | 244 | ELN220CPR | 301 | ELN220HPR | 317 |
| Dark bronze, plated | ELN220SBP | 365 | ELN220CBP | 422 | ELN220HBP | 437 |
| Midnight resin coat | ELN220SMR | 244 | ELN220CMR | 301 | ELN220HMR | 317 |
| Trivalent chrome, white simplex | ELN220STC | 303 | ELN220CTC | 362 | ELN220HTC | 377 |

2-Port: (1) Simplex, (1) USB-A+C

| | | | | | | |
|---------------------------------|-----------|-----|-----------|-----|-----------|-----|
| Satin nickel, plated | ELN211SSP | 484 | ELN211CSP | 527 | ELN211HSP | 546 |
| • Parchment resin coat | ELN211SPR | 365 | ELN211CPR | 421 | ELN211HPR | 426 |
| Dark bronze, plated | ELN211SBP | 471 | ELN211CBP | 527 | ELN211HBP | 557 |
| Midnight resin coat | ELN211SMR | 365 | ELN211CMR | 421 | ELN211HMR | 426 |
| Trivalent chrome, white simplex | ELN211STC | 424 | ELN211CTC | 481 | ELN211HTC | 486 |

! Notes:

Includes 6-ft UL Listed power cord. 10-ft cord available upon request.

USB-A+C = USB-A 2.1A & UCB-C 18 watts (uses one port)

The Corded Node can be used in New York City, as per the NYC Electrical Code.

To use with Interlink IQ 2.0 contact your Customer Service Representative.

MhoB



| Power Option | Softplug | | Softplug+CircuitBreaker | | Hardwire | |
|---|----------------|---------|-------------------------|---------|-----------------|---------|
| | ProdNo. Prefix | List \$ | ProdNo. Prefix. | List \$ | ProdNo. Prefix. | List \$ |
| 2-Port: (2) Splx | ELM220S... | 404 | ELM220C... | 461 | ELM220H... | 478 |
| 2-Port: (1) Splx, (1) USB-A+C | ELM211S... | 517 | ELM211C... | 574 | ELM211H... | 590 |
| • 3-Port: (2) Splx, (1) USB-A+C | ELM321S... | 540 | ELM321C... | 597 | ELM321H... | 613 |
| 4-Port: (1) Splx, (1) USB-A+C, (1) HDMI, (1) RJ45 | ELM413S... | 739 | ELM413C... | 797 | ELM413H... | 811 |
| • 4-Port: (2) Splx, (1) USB-A+C, (1) USB-C45 | ELM422S... | 755 | ELM422C... | 811 | ELM422H... | 827 |
| 5-Port: (2) Splx, (1) USB-A+C, (1) USB-C100 | ELM522S... | 946 | ELM522C... | 1003 | ELM522H... | 1019 |
| 5-Port: (2) Splx, (1) USB-A+C, (1) HDMI, (1) RJ45 | ELM523S... | 794 | ELM523C... | 852 | ELM523H... | 865 |
| Material: | ...Suffix | | | | | |
| • Gloss White Resin Coat | ...WH | | | | | |
| Gloss Black Resin Coat | ...BLK | | | | | |
| Silver Resin Coat / Black Trim | ...SLV | | | | | |

> To Order:

For product numbers, append the Material Suffix to the Prefix Code; read across and down for list price.

Ex: For 2-Port w/ two simplex outlets, softplug unit in Gloss White Resin Coat, ProdNo is ELM220SWH; list price is \$404.

! Notes:

Includes 6-ft UL Listed power cord. 10-ft cord available upon request.

Resin coated aluminum housing and grommet.

The Corded MhoB can be used in New York City, as per the NYC Electrical Code.

The Hardwired MhoB must be used on all furnishings in Chicago.

To use with Interlink IQ 2.0 contact your Customer Service Representative.

- Splx = 15A 125V Simplex Outlet
- USB-AA = Dual USB-A 2.1 per port
- USB-A+C = USB-A 2.1A & UCB-C 18 watts (uses one port)
- USB-C45 = USB-C Outlet, 45 watts (uses one port)
- USB-C100 = USB-C Outlet, 100 watts (uses two ports)

Dean Z-Mount



| Power Option | Softplug | | Softplug+CircuitBreaker | | Hardwire | |
|---------------------------------|-------------|--------|-------------------------|-------------|----------|---------|
| | ProdNo. | Prefix | List \$ | ProdNo. | Prefix | List \$ |
| 2-Port: (2) Splx | ELDZ220S... | | 338 | ELDZ220C... | | 396 |
| 2-Port: (1) Splx, (1) USB-A+C | ELDZ211S... | | 450 | ELDZ211C... | | 507 |
| • 3-Port: (2) Splx, (1) USB-A+C | ELDZ321S... | | 473 | ELDZ321C... | | 528 |
| Material | ...Suffix | | | | | |
| • White | ...WH | | | | | |
| Black | ...BLK | | | | | |
| Storm | ...STR | | | | | |
| Fog | ...FOG | | | | | |

> To Order:

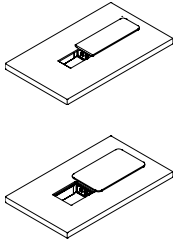
For product numbers, append the Material Suffix to the Prefix Code; read across and down for list price.
 Ex: For 2-Port w/ two simplex outlets, softplug unit in White, product number is ELDZ220SWH; list price is \$338.

! Notes:

- Includes 6-ft UL Listed power cord. 10-ft cord available upon request.
- USB-A+C = USB-A 2.1A & UCB-C 18 watts (uses one port)
- Dean's housing is clear anodized aluminum. The faceplate is molded plastic and the trim is Resin coated steel.
- The Corded Dean Z can be used in New York City, as per the NYC Electrical Code.
- The Hardwired Dean Z must be used on all furnishings in Chicago.
- To use with Interlink IQ 2.0 contact your Customer Service Representative.

SURFACE POWER-DATA (cont.)

Single Slide



| Power Option | Prefix Code | Lid Material /...Code... | | | | | | |
|---------------------------|-------------|--------------------------|----------|---------|----------|-----------|---------|---------|
| | | Wood 1 | Wood 2 | Fenix® | OcuGlass | AcrylicSS | Quartz | Marble |
| Single Slide Units | | ...W1... | ...W2... | ...L... | ...J... | ...C... | ...Q... | ...M... |
| • Single Slide 15.5w 5.5d | ELSLS5... | 1931 | 2066 | 1972 | 2065 | 1988 | 3427 | 3001 |
| • Single Slide 15.5w 9d | ELSLS9... | 1947 | 2083 | 2012 | 2170 | 2041 | 3905 | 3323 |

Power Supply Option: For softplug append suffix **...SP** and for hardwire append **...HW**

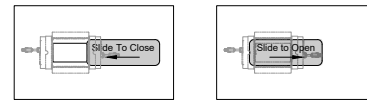
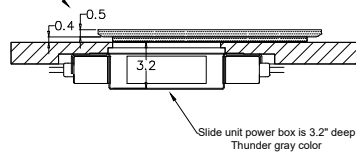
> To Order:

For product numbers, append the Lid Material Code to the Prefix Code and add the Power Supply suffix. For list price, read across from Prefix Code and down from Lid Material Code; price includes Power Supply option. Ex: For Wood1 Single Unit Slide with 5.5d door, hardwire option, product number is ELSLS5W1HW; list price is \$1931.

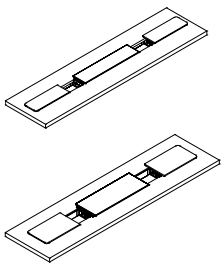
! Notes:

Includes (2) Byrne Dean units with duplex outlet and USB A+C combo. USB-A is 2.1 amps. USB-C is 10 watts. Also includes two blank data plates. See connector module pages in Power-Data price list to order data connectors. Power box color is Thunder Gray.
Byrne Dean color is Storm and includes a 6-ft UL Listed cord; a 10-ft cord is available upon request. The softplug option passes the NYC Electrical Code; the hardwire option is required on all furnishings in Chicago.

Lids for slide units are 0.5-in thick with 0.4-in spacer.
** Stone and glass lids are 0.75-in thick.



Double Slide



| Power Option | Prefix Code | Lid Material /...Code... | | | | | | |
|---|-------------|--------------------------|----------|---------|----------|-----------|---------|---------|
| | | Wood 1 | Wood 2 | Fenix® | OcuGlass | AcrylicSS | Quartz | Marble |
| Double Slide w Static Island, 5.5d | | ...W1... | ...W2... | ...L... | ...J... | ...C... | ...Q... | ...M... |
| • Dbl Slide 54w: Door15, Island24, Door15 | ELSLD554... | 3182 | 3405 | 3321 | 3651 | 3382 | 7459 | 8636 |
| • Dbl Slide 60w: Door15, Island30, Door15 | ELSLD560... | 3190 | 3413 | 3344 | 3711 | 3411 | 7459 | 8984 |
| • Dbl Slide 66w: Door15, Island36, Door15 | ELSLD566... | 3198 | 3422 | 3368 | 3771 | 3442 | 7459 | 9281 |
| • Dbl Slide 72w: Door15, Island42, Door15 | ELSLD572... | 3208 | 3433 | 3393 | 3829 | 3473 | 7459 | 9604 |
| • Dbl Slide 78w: Door15, Island48, Door15 | ELSLD578... | 3216 | 3441 | 3415 | 3888 | 3504 | 7470 | 9952 |
| • Dbl Slide 84w: Door15, Island54, Door15 | ELSLD584... | 3233 | 3459 | 3439 | 3947 | 3533 | 7470 | 10249 |
| Double Slide w Static Island, 9d | | ...W1... | ...W2... | ...L... | ...J... | ...C... | ...Q... | ...M... |
| • Dbl Slide 54w: Door15, Island24, Door15 | ELSLD954... | 3235 | 3461 | 3466 | 4019 | 3570 | 8590 | 8488 |
| • Dbl Slide 60w: Door15, Island30, Door15 | ELSLD960... | 3250 | 3478 | 3507 | 4118 | 3621 | 8590 | 8736 |
| • Dbl Slide 66w: Door15, Island36, Door15 | ELSLD966... | 3264 | 3492 | 3546 | 4216 | 3671 | 8681 | 9009 |
| • Dbl Slide 72w: Door15, Island42, Door15 | ELSLD972... | 3279 | 3509 | 3586 | 4314 | 3722 | 8820 | 9281 |
| • Dbl Slide 78w: Door15, Island48, Door15 | ELSLD978... | 3293 | 3524 | 3625 | 4414 | 3772 | 8944 | 9554 |
| • Dbl Slide 84w: Door15, Island54, Door15 | ELSLD984... | 3321 | 3553 | 3665 | 4511 | 3823 | 9073 | 9803 |

Power Supply Option: For softplug append suffix **...SP** and for hardwire append **...HW**

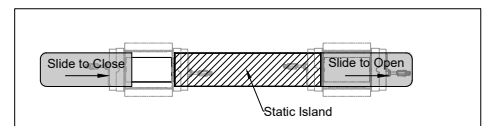
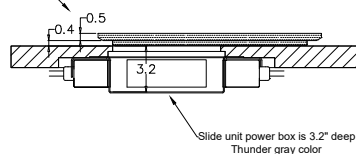
> To Order:

For product numbers, append the Lid Material Code to the Prefix Code and add the Power Supply suffix. For list price, read across from Prefix Code and down from Lid Material Code; price includes Power Supply option. Ex: For Wood1 Dbl Slide w Static Island, 54w w/ 5.5d door, hardwire, ProdNo is ELSLD554W1HW; list price is \$3182.

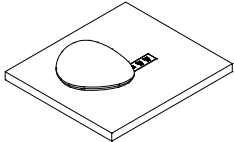
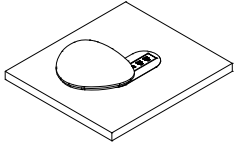
! Notes:

Includes (2) Byrne Dean units under each lid with duplex outlet and USB A+C combo. USB-A is 2.1 amps. USB-C is 10 watts. Also includes two blank data plates. See connector module pages in Power-Data price list to order data connectors. Power box color is Thunder Gray.
Byrne Dean color is Storm and includes a 6-ft UL Listed cord; a 10-ft cord is available upon request. The softplug option passes the NYC Electrical Code; the hardwire option is required on all furnishings in Chicago.

Lids for slide units are 0.5-in thick with 0.4-in spacer.
** Stone and glass lids are 0.75-in thick.



SURFACE POWER-DATA (cont.)

| | Prefix Code | Lid Material /...Code... | | | | | | |
|---|---|--------------------------|----------|---------|----------|-----------|---------|-----------|
| | | Wood 1 | Wood 2 | Fenix® | OcuGlass | AcrylicSS | Quartz | Marble |
| Swivel  | Power Option | ... | ... | ... | ... | ... | ... | ... |
| | Swivel Pebble Lid | ...W1... | ...W2... | ...L... | ...J... | ...C... | ...Q... | ...M... |
| | • Pebble Lid (for wood tops only) | ELSWP... | 1628 | 1742 | 1708 | 1902 | 1744 | 3953 3120 |
| | • Pebble Lid w Insert (for all tops) | ELSWPI... | 1736 | 1858 | 1817 | 2010 | 1852 | 4060 3227 |
|  | Power Option | ... | ... | ... | ... | ... | ... | ... |
| | Swivel Racetrack Lid | ...W1... | ...W2... | ...L... | ...J... | ...C... | ...Q... | ...M... |
| | • Racetrack Lid (for wood tops only) | ELSWR... | 1610 | 1723 | 1663 | 1790 | 1688 | 3953 2796 |
| | • Racetrack Lid w Insert (for all tops) | ELSWRI... | 1719 | 1839 | 1772 | 1898 | 1796 | 4060 2903 |

Power Supply Option: For softplug append suffix **...SP** and for hardwire append **...HW**

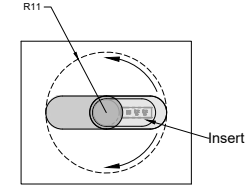
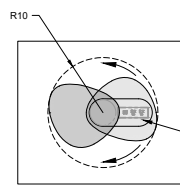
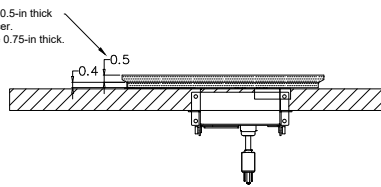
> To Order:

For product numbers, append the Lid Material Code to the Prefix Code and add the Power Supply suffix. For list price, read across from Prefix Code and down from Lid Material Code; price includes Power Supply option. Ex: For Wood1 Pebble Swivel Lid, hardwire option, product number is ELSWPW1HW; list price is \$1628.

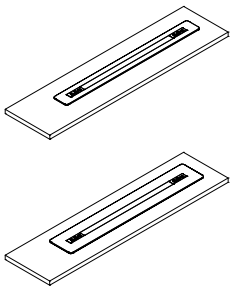
! Notes:

Approximate size of Pebble lid is 11.5-in x 12.8-in; Racetrack lid is 14w x 6d. Inserts must be used on all tops other than wood tops. Standard Insert color is Thunder Gray. For White Insert, specify White Insert; for Black Insert, specify Black Insert. Includes 6-ft UL Listed cord. 10-ft cord available upon request. Includes (1) Byrne Dean unit with duplex outlet and USB A+C combo. USB-A is 2.1 amps. USB-C is 10 watts. Byrne Dean unit color is Storm. The softplug option passes the NYC Electrical Code; the hardwire option is required on all furnishings in Chicago.

Lids for swivel units are 0.5-in thick with 0.4-in spacer.
** Stone and glass lids are 0.75-in thick.



Static



| | Prefix Code | Outer Material /...Code... | | | | | | |
|------------------|---|----------------------------|----------|---------|----------|-----------|--------|--------|
| | | Wood 1 | Wood 2 | Fenix® | OcuGlass | AcrylicSS | Quartz | Marble |
| 5.5d Static Unit | Power Option | ... | ... | ... | ... | ... | ... | ... |
| | 5.5d Static Unit | ...W1... | ...W2... | ...L... | ... | ...C... | ... | ... |
| | • Static 54w 5.5d: Dean9 Insert36 Dean9 | ELST554... | 2914 | 3118 | 3048 | — | 3107 | — — |
| | • Static 60w 5.5d: Dean9 Insert42 Dean9 | ELST560... | 2938 | 3144 | 3086 | — | 3152 | — — |
| | • Static 66w 5.5d: Dean9 Insert48 Dean9 | ELST566... | 2961 | 3168 | 3127 | — | 3198 | — — |
| | • Static 72w 5.5d: Dean9 Insert54 Dean9 | ELST572... | 2985 | 3194 | 3165 | — | 3245 | — — |
| | • Static 78w 5.5d: Dean9 Insert60 Dean9 | ELST578... | 3010 | 3221 | 3205 | — | 3291 | — — |
| | • Static 84w 5.5d: Dean9 Insert66 Dean9 | ELST584... | 3035 | 3247 | 3245 | — | 3336 | — — |
| 9d Static Unit | Power Option | ... | ... | ... | ... | ... | ... | ... |
| | 9d Static Unit | ...W1... | ...W2... | ...L... | ... | ...C... | ... | ... |
| | • Static 54w 9d: Dean9 Insert36 Dean9 | ELST954... | 2966 | 3174 | 3190 | — | 3288 | — — |
| | • Static 60w 9d: Dean9 Insert42 Dean9 | ELST960... | 2996 | 3206 | 3245 | — | 3354 | — — |
| | • Static 66w 9d: Dean9 Insert48 Dean9 | ELST966... | 3026 | 3238 | 3299 | — | 3421 | — — |
| | • Static 72w 9d: Dean9 Insert54 Dean9 | ELST972... | 3056 | 3270 | 3354 | — | 3487 | — — |
| | • Static 78w 9d: Dean9 Insert60 Dean9 | ELST978... | 3086 | 3302 | 3409 | — | 3553 | — — |
| | • Static 84w 9d: Dean9 Insert66 Dean9 | ELST984... | 3115 | 3333 | 3464 | — | 3618 | — — |

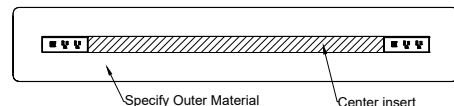
Power Supply Option: For softplug append suffix **...SP** and for hardwire append **...HW**

> To Order:

For product numbers, append the Outer Material Code to the Prefix Code and add the Power Supply suffix. For list price, read across from Prefix Code and down from Outer Material Code; price includes Power Supply option. Ex: For Wood1 Static Unit, 54w 5.5d, hardwire option, product number is ELST554W1HW; list price is \$2914.

! Notes:

Includes 6-ft UL Listed cord. 10-ft cord available upon request. Includes (2) Byrne Dean units with duplex outlet and USB A+C combo (5V, 2 AMP each). Byrne Dean unit color is black. Insert material is FenixNTM® Nero Ingo 0720 (black). The softplug option passes the NYC Electrical Code; the hardwire option is required on all furnishings in Chicago.



SURFACE POWER-DATA (cont.)

Power-Comm Recessed Consoles



| Matching Veneer (13.8w 6.4d flush-to-surface) | Specify for Black | Specify for White | List \$ |
|---|-------------------|-------------------|---------|
| Interface G2 UT w/ 72-in Power Cord | Option GC | Option GCW | 2146 |
| Interface G2 UT for Hardwiring | Option GC-HW | Option GCW-HW | 2603 |

Contains

- (4) AC-power outlets
- (1) convenience outlet
- (2) 2.1 amp USB
- (1) telecom plate w/ (2) RJ45 Cat 6 Data and HDMI connectors
- (2) Blank Telecom Plates.

Contact Customer Service for other telecom plate options.

Modules and face plates are black or white, as listed above; mounting is to sub-top.

Hinged wood top with matching veneer and finish; solid colors available.

Option GC includes a 6-foot UL-approved power cord.

Specify location and quantity; include a drawing with your purchase order.

| Matching Veneer (8w 4.5d flush-to-surface) | Specify for Black | Specify for White | List \$ |
|--|-------------------|-------------------|---------|
| Interact G2 UT w/ 72-in Power Cord | Option GCS | Option GCSW | 1213 |
| Interact G2 UT for Hardwiring | Option GCS-HW | Option GCSW-HW | 1299 |

Contains

- (2) AC-power outlets
- (1) convenience outlet
- (2) 2.1 amp USB
- (1) Blank Telecom Plate
- (2) RJ45 Cat 6 Data
- (2) Cord Pass-Throughs.

Contact Customer Service for other telecom plate options.

Modules and face plates are black or white, as listed above; mounting is to sub-top.

Hinged wood top with matching veneer and finish; solid colors available.

Option GCS includes a 6-foot UL-approved power cord.

Specify location and quantity; Include a drawing with your purchase order.

SURFACE POWER-DATA (cont.)

TAS Tech-Accessory System



| | Modules w MRBAS Lid | w | 2.8d | 4.5h | ProductNo. | List \$ |
|---|---------------------------------------|-------|------|------|------------|---------|
| 1 | PowerData8 | 8.25 | | | TTAA | 2228 |
| 2 | PowerData8-Tray8-(TTBE)* | 16.25 | | | TTAB | 2360 |
| 3 | (TTBE)*-UtilityBin8-Tray4-Tray2-Tray2 | 16.25 | | | TTAC | 1945 |

| | Vent Grills, MRBAS Finish | w | 2.8d | 1.5h | ProductNo. | List \$ |
|---|---------------------------|----|------|------|------------|---------|
| | Vent 16w | 16 | | | TTV16 | 863 |
| 4 | Vent 24w | 24 | | | TTV24 | 970 |
| | Vent 32w | 32 | | | TTV32 | 1187 |
| | Vent 40w | 40 | | | TTV40 | 1730 |
| | Vent 52w | 52 | | | TTV52 | 1840 |

| | Parametric Width | w | d | h | Product Prefix | \$/Inch | \$ Minimum |
|---|--------------------------|---------|-----|------|----------------|---------|------------|
| 5 | Brush Grommet | 2 to 72 | 2.8 | 2 | TTBE | 58 | 677 |
| 6 | 2.8d In-line Fixed Plate | 2 to 72 | 2.8 | 0.25 | TTBG | 100 | 832 |
| 7 | 1.5d Tandem Fixed Plate | 2 to 72 | 1.5 | 0.25 | TTBF | 83 | 674 |

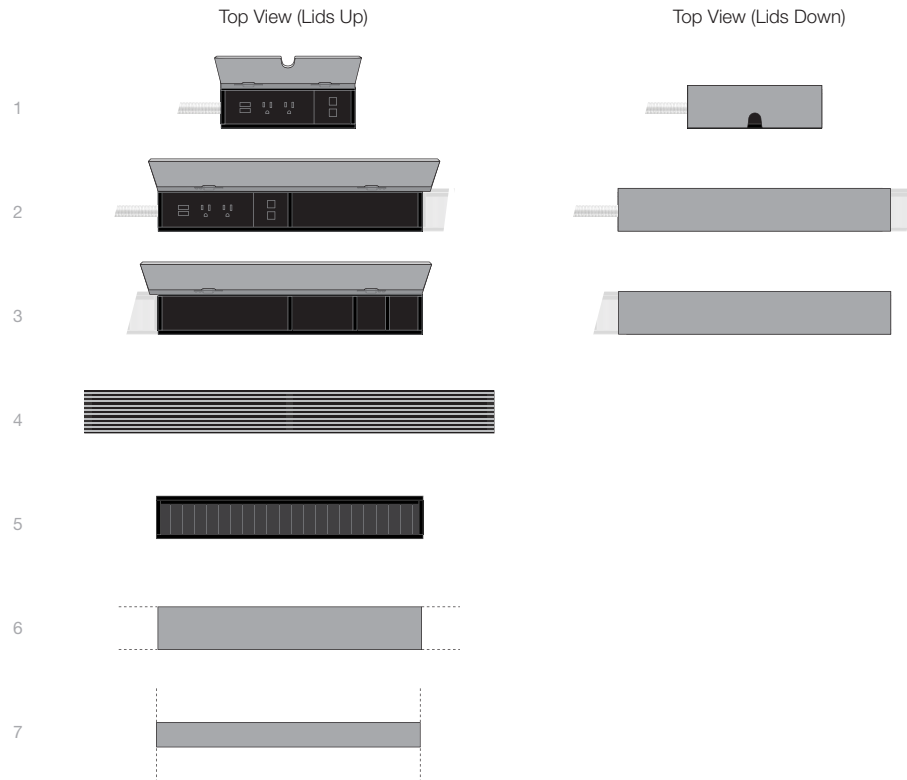
+ Options/Parametrics:

Widths: 2-72. Append width to product prefix; multiply width by \$/Inch for list price (note \$ Minimum). Units are softplug with a 72-in cord. For hardwire unit, specify HW; hardwire units have 72-in hardwire whip.

! Notes:

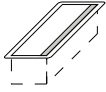
Use TTAA PowerData8, TTV Vents and TTBE Brush Grommets solo or in-series with other modules. Lids and vents are MRBAS Resin Brushed Aluminum w Steel Tint; other components are MRG Resin Black. Modules with PowerData8, TTAB and TTAC, includes duplex outlet, (1) USB-A (2.1 amps), (1) USB-C (18 watts), (1) RJ45 Cat 6 with whip, and (1) HDMI with whip.

* TTAB and TTAC units have an overhanging lid, width is nominal; a TTBE Brush Grommet (any width) must be added on the side indicated.




SURFACE POWER-DATA (cont.)

Power-Comm Troughs, Single



| Single Recessed Trough | | # Doors | # Modules | MRSA Finish | List \$ |
|--------------------------|------|---------|-----------|-------------|---------|
| Power-Comm Single Trough | 7w | 1 | 1 | SYT.S00.007 | 2163 |
| Power-Comm Single Trough | 12w | 1 | 1 | SYT.S00.012 | 2204 |
| Power-Comm Single Trough | 18w | 1 | 1 | SYT.S00.018 | 2247 |
| Power-Comm Single Trough | 24w | 1 | 1 | SYT.S00.024 | 2317 |
| Power-Comm Single Trough | 30w | 1 | 1 | SYT.S00.030 | 2371 |
| Power-Comm Single Trough | 36w | 2 | 2 | SYT.S00.036 | 3357 |
| Power-Comm Single Trough | 42w | 2 | 2 | SYT.S00.042 | 3458 |
| Power-Comm Single Trough | 48w | 2 | 2 | SYT.S00.048 | 3626 |
| Power-Comm Single Trough | 54w | 2 | 2 | SYT.S00.054 | 3699 |
| Power-Comm Single Trough | 60w | 2 | 2 | SYT.S00.060 | 3793 |
| Power-Comm Single Trough | 66w | 2 | 2 | SYT.S00.066 | 3939 |
| Power-Comm Single Trough | 72w | 3 | 3 | SYT.S00.072 | 5141 |
| Power-Comm Single Trough | 78w | 3 | 3 | SYT.S00.078 | 5206 |
| Power-Comm Single Trough | 84w | 3 | 3 | SYT.S00.084 | 5271 |
| Power-Comm Single Trough | 90w | 3 | 3 | SYT.S00.090 | 5345 |
| Power-Comm Single Trough | 96w | 3 | 3 | SYT.S00.096 | 5434 |
| Power-Comm Single Trough | 102w | 3 | 3 | SYT.S00.102 | 5579 |
| Power-Comm Single Trough | 108w | 4 | 4 | SYT.S00.108 | 6433 |
| Power-Comm Single Trough | 114w | 4 | 4 | SYT.S00.114 | 6610 |
| Power-Comm Single Trough | 120w | 4 | 4 | SYT.S00.120 | 6879 |
| Power-Comm Single Trough | 126w | 4 | 4 | SYT.S00.126 | 6975 |
| Power-Comm Single Trough | 132w | 4 | 4 | SYT.S00.132 | 7047 |
| Power-Comm Single Trough | 144w | 5 | 5 | SYT.S00.144 | 7515 |
| Power-Comm Single Trough | 150w | 5 | 5 | SYT.S00.150 | 7694 |
| Power-Comm Single Trough | 156w | 5 | 5 | SYT.S00.156 | 7850 |
| Power-Comm Single Trough | 162w | 5 | 5 | SYT.S00.162 | 8875 |
| Power-Comm Single Trough | 168w | 5 | 5 | SYT.S00.168 | 9105 |
| Power-Comm Single Trough | 180w | 6 | 6 | SYT.S00.180 | 9582 |



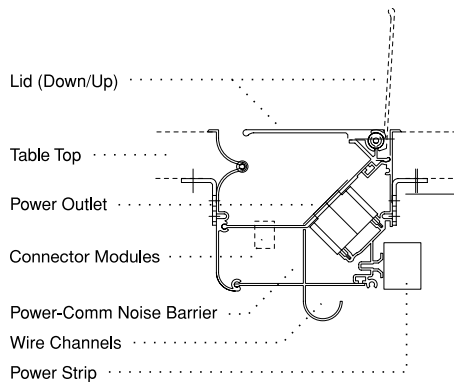
Notes:

Depth is 6.3 inches; width dimensions are 0.8 inches greater than nominal listings above.
 One grounded triplex outlet per door, on center; outlets have a 10 foot cord; UL-approved.
 Specify Connector Modules from following pages.
 Standard finish is MRSA Resin Satin Aluminum on lids and housing; see options below.

| | | |
|----------------------------------|----------------------|---------------------------|
| Optional Materials, Lids only: | Change 6th digit to: | Add, per lineal inch (w): |
| Frosted Glass | G | \$ 3 |
| Silex Faux-Leather | L | \$ 8 |
| Solid Surface (Avonite® Polaris) | C | \$ 7 |

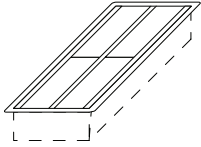
| | | |
|----------------------------------|-----------|---------------------------|
| Optional Finish, Lids & Housing: | Specify: | Add, per lineal inch (w): |
| Brushed Nickel | Option BN | \$ 37 |

For hard-wired troughs with duplex outlets, add HW to the product number; add \$537 per door.
 15 amp duplex
 - One Type-A Port and one Type-C Port; combined total of 5.1A of charging power
 - Type-A Port can charge maximum 2.4 Amps @ 5V
 - Type-C Port can charge maximum 3 Amps @ 5V




SURFACE POWER-DATA (cont.)

Power-Comm Troughs, Dual



| Dual Recessed Trough | | # Doors | # Modules | MRSA Finish | List \$ |
|-----------------------------|--|---------|-----------|-------------|---------|
| Power-Comm Dual Trough 7w | | 2 | 2 | SYT.N00.007 | 3409 |
| Power-Comm Dual Trough 12w | | 2 | 2 | SYT.N00.012 | 3465 |
| Power-Comm Dual Trough 18w | | 2 | 2 | SYT.N00.018 | 3519 |
| Power-Comm Dual Trough 24w | | 2 | 2 | SYT.N00.024 | 3583 |
| Power-Comm Dual Trough 30w | | 2 | 2 | SYT.N00.030 | 3684 |
| Power-Comm Dual Trough 36w | | 4 | 4 | SYT.N00.036 | 5810 |
| Power-Comm Dual Trough 42w | | 4 | 4 | SYT.N00.042 | 5934 |
| Power-Comm Dual Trough 48w | | 4 | 4 | SYT.N00.048 | 6083 |
| Power-Comm Dual Trough 54w | | 4 | 4 | SYT.N00.054 | 6261 |
| Power-Comm Dual Trough 60w | | 4 | 4 | SYT.N00.060 | 6390 |
| Power-Comm Dual Trough 66w | | 4 | 4 | SYT.N00.066 | 6670 |
| Power-Comm Dual Trough 72w | | 6 | 6 | SYT.N00.072 | 8796 |
| Power-Comm Dual Trough 78w | | 6 | 6 | SYT.N00.078 | 8860 |
| Power-Comm Dual Trough 84w | | 6 | 6 | SYT.N00.084 | 8978 |
| Power-Comm Dual Trough 90w | | 6 | 6 | SYT.N00.090 | 9134 |
| Power-Comm Dual Trough 96w | | 6 | 6 | SYT.N00.096 | 9346 |
| Power-Comm Dual Trough 102w | | 6 | 6 | SYT.N00.102 | 9582 |
| Power-Comm Dual Trough 108w | | 8 | 8 | SYT.N00.108 | 11236 |
| Power-Comm Dual Trough 114w | | 8 | 8 | SYT.N00.114 | 11681 |
| Power-Comm Dual Trough 120w | | 8 | 8 | SYT.N00.120 | 12173 |
| Power-Comm Dual Trough 126w | | 8 | 8 | SYT.N00.126 | 12343 |
| Power-Comm Dual Trough 132w | | 8 | 8 | SYT.N00.132 | 12557 |
| Power-Comm Dual Trough 144w | | 10 | 10 | SYT.N00.144 | 14220 |
| Power-Comm Dual Trough 150w | | 10 | 10 | SYT.N00.150 | 14317 |
| Power-Comm Dual Trough 156w | | 10 | 10 | SYT.N00.156 | 14498 |
| Power-Comm Dual Trough 162w | | 10 | 10 | SYT.N00.162 | 14677 |
| Power-Comm Dual Trough 168w | | 10 | 10 | SYT.N00.168 | 14860 |
| Power-Comm Dual Trough 180w | | 12 | 12 | SYT.N00.180 | 17533 |



Notes:

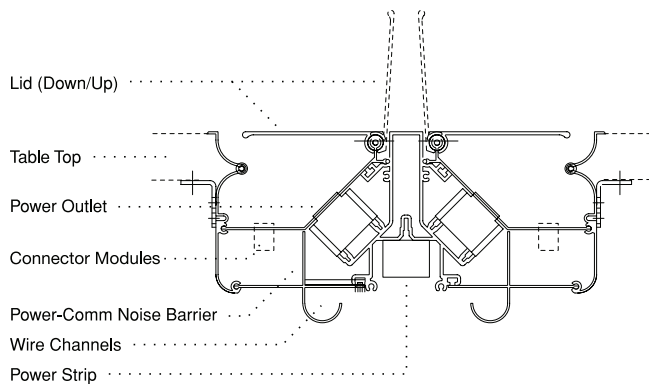
Depth is 12.9 inches; width dimensions are 0.8 inches greater than nominal listings above.
 One grounded triplex outlet per door, on center; outlets have a 10 foot cord; UL-approved.
 Specify Connector Modules from following pages.
 Standard finish is MRSA Resin Satin Aluminum on lids and housing; see options below.

| | | |
|----------------------------------|----------------------|---------------------------|
| Optional Materials, Lids only: | Change 6th digit to: | Add, per lineal inch (w): |
| Frosted Glass | G | \$ 6 |
| Silex Faux-Leather | L | \$ 16 |
| Solid Surface (Avonite® Polaris) | C | \$ 14 |


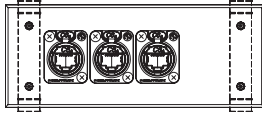
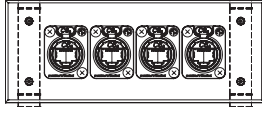
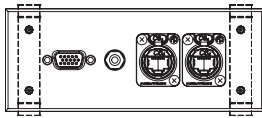

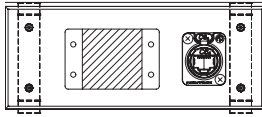
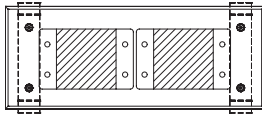
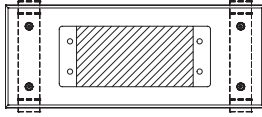

| | | |
|----------------------------------|-----------|---------------------------|
| Optional Finish, Lids & Housing: | Specify: | Add, per lineal inch (w): |
| Brushed Nickel | Option BN | \$ 75 |

For hard-wired troughs with duplex outlets, add HW to the product number; add \$537 per door.

- 15 amp duplex
- One Type-A Port and one Type-C Port; combined total of 5.1A of charging power
- Type-A Port can charge maximum 2.4 Amps @ 5V
- Type-C Port can charge maximum 3 Amps @ 5V

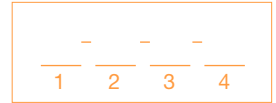






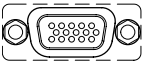


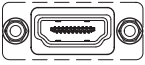
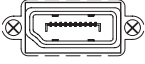




| | COMPONENTS | POWER-COMM TROUGH CONNECTORS + PLATE PRODUCT NO. | LIST \$ |
|---|--|--|---------|
| Preset Module 1 | Dual RJ-45 | MODULE1 | 364 |
|  | 1 (blank) 2 Neutrik Cat6A RJ-45 (NE8FDX-P6-B) 3 Neutrik Cat6A RJ-45 (NE8FDX-P6-B) 4 (blank) | | |
| Preset Module 2 | Triple RJ-45 | MODULE2 | 473 |
|  | 1 Neutrik Cat6A RJ-45 (NE8FDX-P6-B) 2 Neutrik Cat6A RJ-45 (NE8FDX-P6-B) 3 Neutrik Cat6A RJ-45 (NE8FDX-P6-B) 4 (blank) | | |
| Preset Module 3 | Quad RJ-45 | MODULE3 | 578 |
|  | 1 Neutrik Cat6A RJ-45 (NE8FDX-P6-B) 2 Neutrik Cat6A RJ-45 (NE8FDX-P6-B) 3 Neutrik Cat6A RJ-45 (NE8FDX-P6-B) 4 Neutrik Cat6A RJ-45 (NE8FDX-P6-B) | | |
| Preset Module 5 | VGA and 3.5mm, Dual RJ-45 | MODULE5 | 434 |
|  | 1 RCI 15-Pin HD 2 3.5 mm Audio 3 Neutrik Cat6A RJ-45 (NE8FDX-P6-B) 4 Neutrik Cat6A RJ-45 (NE8FDX-P6-B) | | |
| Preset Module 7 | HDMI, Dual RJ-45 | MODULE7 | 478 |
|  | 1 Neutrik HDMI (NAHDMI-W-B) 2 Neutrik Cat6A RJ-45 (NE8FDX-P6-B) 3 Neutrik Cat6A RJ-45 (NE8FDX-P6-B) | | |
| Preset Module 15 | Dual Extron MAAP Opening, RJ-45 | MODULE15 | 301 |
|  | 1-3 Any (2) single MAAP plates or (1) Dual MAAP plate 4 Neutrik Cat6A RJ-45 (NE8FDX-P6-B) | | |
| Preset Module 16 | Two (2) Dual Extron MAAP Openings | MODULE16 | 306 |
|  | 1-4 Any (2) single MAAP plates per cutout or (1) Dual MAAP Plate per cutout | | |
| Preset Module 17 | Two (2) Dual Extron AAP Openings | MODULE17 | 306 |
|  | 1-4 Any (2) single AAP plates or (1) Dual AAP Plate | | |
| Connector Module Plate | Plate Only | MODULEBLANK | 153 |
|  | 1-4 (Blank) | | |

All modules are 6 inches in width and are to be site-wired.
 List the modules in the order they are to be applied left-to-right.
 Use Connectors+Plate for Power-Comm Troughs.

ORDER CUSTOM MODULES BY ENTERING A CONNECTOR CODE FOR EACH POSITION AT RIGHT (ENTER 'B' FOR BLANK, ADD ZERO \$). INCLUDE A BLANK PLATE FROM PRIOR PAGE.



TOTAL COST IS THE SUM OF THE CONNECTOR \$ + BLANK PLATE \$:
 EXAMPLE: C37 - __ - C34 - C36 = \$268 (57 + 119 + 92), PLUS \$153 FOR PLATE.

| | DESCRIPTION | CODE | LIST \$ |
|---|--|------|---------|
| Voice / Data  | Neutrik Cat6 RJ-45 (NE8FDV-Y110-B) 110 Punch Down | C28 | 140 |
|  | Neutrik Cat6A RJ-45 (NE8FDX-P6-B) Female-to-Female Pass-Thru | C30 | 214 |
| VGA  | Calrad 15-Pin HD Female-to-Female Pass-Thru | C31 | 166 |
| Audio  | 3.5 mm Audio Female-to-Female Pass-Thru | C32 | 83 |
| Video  | Neutrik HDMI (NAHDMI-W-B) Female-to-Female Pass-Thru | C33 | 217 |
|  | Archtec HDMI HDMI-to-Tail with 4-in whip | C34 | 119 |
|  | Calrad Display Port Female-to-Female Pass-Thru | C35 | 209 |
| Computer  | Neutrik USB 2.0 Type A and B (NAUSB-W-B) Female-to-Female Feed-Thru | C36 | 92 |
| Grommet  | 3/4-in Grommet | C37 | 57 |
| USB-A  | Byrne Dual USB-A Charging 2.1 amp per port 72-in cord | C38 | 296 |
| USB-C  | Byrne USB-C Charging 60 watt power supply 72-in cord | C39 | 480 |

