

LIST PRICES & SPECIFICATION

May 1, 2023

TUOHY



**GENERAL SERVICES ADMINISTRATION
MULTIPLE AWARDS SCHEDULE PRICE LIST**

On-line access to contract ordering information, terms and conditions, up-to-date pricing, and the option to create an electronic delivery order is available through GSA *Advantage!*, a menu-driven database system.

The INTERNET address for GSA *Advantage!* is: <http://www.gsaadvantage.gov>

FURNITURE (FSC GROUP 71)

CONTRACT NUMBER: **GS-27F-002GA**

CONTRACT PERIOD: October 18, 2021 through October 18, 2026

PRICELIST CURRENT THROUGH: October 18, 2026

Modification PS-0009 dated February 6, 2020

For more information on ordering, visit www.gsa.gov/schedules

CONTRACTOR: Tuohy Furniture Corporation
42 Saint Albans PL
Chatfield, MN 55923
507-867-4280 (telephone)
507-867-3374 (facsimile)
www.tuohyfurniture.com

CONTRACTOR'S POINT OF CONTACT FOR CONTRACT ADMINISTRATION:

Jeremy Aug, VP of Sales
42 Saint Albans PL
Chatfield, MN 55923
507-867-9311 (telephone)
507-867-3374 (facsimile)
jraug@tuohyfurniture.com

BUSINESS SIZE: Small Business



Prices are subject to a **50% + 5%** discount.

CUSTOMER INFORMATION:

1a. Table of Awarded Special Item Number(s):

SIN	SIN Description
33721	Worksurfaces, Workstations, Computer Furniture and Accessories
33721	Executive Office Furniture
33721	Executive Conference Room Furniture, Coordinated Tables, Case Pieces and Accessories
33721	Tables and Accessories
33721	Upholstered Seating
33721	Multipurpose Seating

1b. Identification of the lowest priced model number and lowest unit price for each SIN: See Price List

1c. Hourly Rates: N/A

2. Maximum Order: \$500,000.00

3. Minimum Order: \$100.00

4. Geographic Coverage (delivery Area): Contiguous United States

5. Point(s) of production: Minnesota

6. Discount from list prices or statement of net price: Government net prices

7. Quantity discounts:

Single Orders \$1 List - \$100,000 List	50/5
Single Orders \$100,001 List - \$300,000 List	50/5/5
Single Orders \$300,001 List - \$400,000 List	50/5/7
Single Orders \$400,001 List - \$500,000 List	50/5/10
Single Orders \$500,001 List - \$650,000 List	50/5/12
Single Orders \$651,001 List - \$800,000 List	50/5/15
Single Orders \$800,001 List - \$1,000,000 List	50/5/18
Single Orders Over \$1,000,000 List	50/5/20

8. Prompt payment terms: Net 30 days

9.a Government Purchase Card: Accepted for sales at or below the micro-purchase threshold.

9.b Government Purchase Card: Accepted above the micro-purchase threshold.

10. Foreign items: None

11a. Time of Delivery: 120 Days

11b. Expedited Delivery: Contact Tuohy Furniture Corporation

11c. Overnight and 2-day delivery: Contact Tuohy Furniture Corporation

11d. Urgent Requirements: Contact Tuohy Furniture Corporation

12. F.O.B Point(s): Destination CONUS

13a. Ordering Address:

Tuohy Furniture Corporation
42 Saint Albans PL
Chatfield, MN 55923

13b. Ordering procedures: For supplies and services, the ordering procedures, information on Blanket Purchase Agreements (BPAs) are found in Federal Acquisition Regulation (FAR) 8.405-3.

14. Payment address:

Tuohy Furniture Corporation
42 Saint Albans PL
Chatfield, MN 55923

15. Warranty provision: Contractor's standard commercial warranty.

16. Export Packing Charges: N/A

17. Terms and conditions of Government purchase card acceptance (any thresholds above the micro-purchase level): Contact Contractor

18. Terms and conditions of rental, maintenance, and repair (if applicable): N/A

19. Terms and conditions of installation (if applicable): N/A

20. Terms and conditions of repair parts indicating date of parts price lists and any discounts from list prices (if applicable): N/A

20a. Terms and conditions for any other services (if applicable): N/A

21. List of service and distribution points (if applicable): N/A

22. List of participating dealers (if applicable): N/A

23. Preventive maintenance (if applicable): N/A

24a. Special Attributes such as Environmental Attributes (e.g. recycled content, energy efficiency, and/or reduced pollutants): None

24b. Section 508 Compliance for Electronic and Information Technology: Not Applicable

25. SAM UEI: RXE4JNKHFXK8

26. Notification Regarding Registration in System for Award Management (SAM) Database:

Contractor has an Active Registration in the SAM database.

Introduction

Terms & Options

Power-Data

Casegoods

Andavi

Atheneum

Axis

Coda

Danza

Geneva

Uffizi

Uku

Reception

Arrive

Prima

Uffizi

Conference

Carina

Duende

Faraday

Geneva

Karo

Kredens

Meich

Nika

Oblique

Rhoi

Ribbon Table

Stillness

Tryg

Univers

 Advantage

 Coda-Vee

 Coda-Wire

 Coda-X

 Spyda

 Uffizi-Loop

 Zi-AD

Zi Training Tables

Lecterns

Markerboards

Seating

Occasional Tables

PRICING & SPECIFICATION GUIDE

Introduction: Terms & Options

May 1, 2023

TUOHY

Prices	6
Lead Times	6
Ordering Information	6
Acknowledgement	6
Credit and Payment Terms	6
Changes and Cancellations	6
Packaging	6
Delivery	6
Freight	7
Warranty	8
Upholstery	9
Woods	11
Materials	12
Drawers	13
Locks	14
Sustainability	15

PRICES

All prices are list, F.O.B. Chatfield, Minnesota, and are subject to change without notice. We reserve the right to change quotation prices prior to acceptance by the buyer. Quotation prices must be accepted within 30 days or re-submitted for dating and approval. Prices do not include storage, installation, taxes or tariffs. All orders are subject to a surcharge for prepaid freight—see FREIGHT, next page. **Quoted prices are subject to change based on the cost of raw materials, shipping, and/or freight at the time ordered by seller**

LEAD TIMES

The lead time on an order begins when TUOHY's Order Entry Department has verified the validity of the items ordered and has received at our manufacturing facility all COM materials supplied by others.

ORDERING INFORMATION

Specify all items by their product number, noting the quantity, finish color, tagging information and all other specifications called for within the price schedule.

The product number will prevail in the event the product number and description differ. All orders must be in writing and shall be deemed accepted when the General Office in Chatfield, Minnesota issues a written acknowledgement. We are responsible only for agreements, commitments, and obligations authorized by an officer of TUOHY Furniture Corporation, and not for any agreement between a selling agent or other third party and the buyer.

ACKNOWLEDGEMENT

Every order will be acknowledged. Orders will be manufactured and invoiced based upon the information on the acknowledgement. If there is any discrepancy, please notify TUOHY Furniture Corporation immediately. Failure to notify TUOHY of a discrepancy within five (5) days will constitute acceptance of the order as acknowledged. All acknowledgments will contain current lead time information. If for some reason the buyer does not want it early, please list a Do-Not-Ship-Before date.

We are not responsible for delays in scheduling or failure to make scheduled shipping date due to strikes, lockouts or other labor complications, war, riots, Acts of God, fires, accidents, restraints affecting shipment or credit, reduced supply or excessive cost of fuel or raw material, delays from suppliers, compliance with Government regulations, or other unforeseen contingencies. When delays in product delivery are caused by the

purchaser we reserve the right to draw up to 90% of the contract price and to charge to the purchaser any costs incurred by us.

CREDIT AND PAYMENT TERMS

Corporate policy does not allow for automatic open account terms for new customers or for customers whose account is not current. Corporate policy also prohibits credit being extended to individuals or residential accounts. New customers are required to make a deposit for the full value of the merchandise ordered. A credit application will be sent to each new customer. Credit will be established upon review of the responses given by the customer's references and will appear on future order acknowledgements. New customers are encouraged to begin establishing a credit rating with TUOHY Furniture Corporation prior to placing an order. Our customers are responsible to provide the necessary current and accurate information. We cannot be responsible to follow up on credit references. Upon establishment of an open account, terms are Net 30. 1 1/2% per month service charge will be added to all past due accounts. Accounts that are 90 days past due will be subject to collection proceedings without any additional notice. Please inquire for a packet of Credit information and Procedures from TUOHY Furniture Corporation. Orders will not be processed for past due accounts until the amount due, including any service charges, is paid in full. Standard product orders exceeding \$50,000 net will require a down payment of 33%. Custom orders will require a down payment of 50% and will not be scheduled for production until the down payment is received. A bank letter of credit may be required for any order over \$50,000.

CHANGES AND CANCELLATIONS

All prices and ship dates published or quoted regard items only as specified. We reserve the right to adjust our prices and ship dates on any change in specifications. TUOHY Furniture Corporation will make every reasonable effort to stop production, scheduling shipments, etc., upon receipt of written notification of changes, cancellations, or deferments of delivery. TUOHY will assess charges to the customer for change orders, cancellations, and delivery deferments as stipulated in the following:

Cancellation Policy:

All Tuohy Furniture products are made to order. Prior approval is required to cancel any order. A cancellation fee of 20-100% will be applied based on the order status. Cancellation of special orders will incur an engineering labor fee plus the 20-100% fee based on manufacturing.

Change Order Policy:

Tuohy Furniture will make every attempt to honor any reasonable change order request provided that the request is received prior to the start of production. A minimum charge of \$200 net will be applied to cover all administrative costs. There may be additional costs associated with engineering labor required to complete the change. All post-production change requests will include the \$200 net administrative fee plus any applicable engineering and restocking fees.

PACKAGING

TUOHY pricing includes packing for North American shipment. Whenever possible, TUOHY will blanket-wrap your order; otherwise, all products will be packaged. Only environmentally safe packing materials are used. Large furniture pieces will be packed with wood reinforcements for added protection. For special packaging, crating or overseas shipment, please contact our Customer Service Department.

DELIVERY

TUOHY Furniture Corporation will select the method of shipment, carrier and routing. Carrier selection is solicited to provide the best service to each customer in their particular location. When all applicable charges, surcharges and freight/handling fees are accepted, shipments will be sent prepaid, FOB Chatfield, Minnesota. TUOHY Furniture Corporation's liability ends when the carrier issues a receipt to TUOHY Furniture Corporation, which is an acknowledgement by the transportation company that the shipment has been received by the freight company in good condition. Title of the goods and risk of loss transfers to the buyer. The order shall be considered complete. Prepaid freight does not change the F.O.B. status of the product and risks involved in the shipment. We reserve the right to make partial shipments. Invoices relevant to the partial shipments are payable as they fall due.

FREIGHT

All product is shipped FOB factory, and with what in TUOHY’s judgment is the best carrier. All orders are acknowledged with an approximate ship date.

All orders under \$10,000 List are subject to a minimum order charge of \$175 net (\$150 net for **GSA**). 902 Series chairs are exempt from this charge.

Non-Seating:

All orders *not in Texas* will be charged a freight/handling fee equal to 5% of net. Orders *in Texas* are subject to terms negotiated through the regional TUOHY representative.

Seating:

Freight/handling fees are charged on a regional basis, as shown in the map below.

These fees are pre-calculated and prepaid by TUOHY and added to the invoice at the time of shipment. Should additional charges be incurred by TUOHY due to delivery issues (non-dock, re-delivery, etc.) after initial billing, the customer may be liable for those additional charges.

The title of goods changes when merchandise leaves TUOHY’s dock. Any subsequent freight damage and all freight claims are the responsibility of the purchaser or consignee to report to the carrier promptly upon receipt and the settle with the carrier.

TRANSIT DAMAGE AND CLAIMS

All merchandise is packed to comply with carrier requirements. All shipments must be carefully inspected for visible and concealed damage upon arrival.

Visible Damage: All visible damage or shortages must be noted on the carrier receipt and signed by the delivering driver. Do not sign the receipt until the visual inspection is complete at the time of delivery. Tuohy Requires images of the packaging

prior to being unpacked; the proof of delivery (POD) must be signed damaged with the appropriate crates/pallets noted; require images of the damaged product - uninstalled- and require the product to remain uninstalled until the damage has been evaluated.

Concealed Damage: All cartons must be opened and inspected prior to signing the bill of lading. Concealed damage must be reported to the delivering carrier and TUOHY Furniture within twelve(12) days. Request an immediate inspection. Hold packaging pending the inspection. Do not move merchandise from the receiving area. We require a POD signed clear, images of the packaging showing no damage and photos of the un-installed damaged product.

Caution: When a clear receipt is obtained by a carrier, the carrier is no longer responsible for damages or shortages. Damaged freight cannot be refused by the consignee (buyer). Processing claims for damages and shortages are the responsibility of the buyer. At no time can claims be deducted from our invoices.

STORAGE BY THE MANUFACTURER

No shipment can be postponed by the customer. TUOHY reserves the right to transfer products to storage. Such transfer to storage shall be deemed delivery to the customer and an invoice for the products will be issued at that time. Long-term storage (over 30 days) is subject to surcharge.

STORAGE BY THE OWNER

Due to the inherent nature of wood products, we cannot guarantee any product stored or set in place in an environment where temperature and humidity are not controlled. Temperatures

must be maintained within a range of 50-80°F (or 10-27°C); the relative humidity must be maintained between 25 and 40%. These conditions are also recommended for human health standards.

MISCELLANEOUS

All merchandise shown in our catalog is the property of TUOHY Furniture Corporation. We reserve the sole right to manufacture and distribute it.

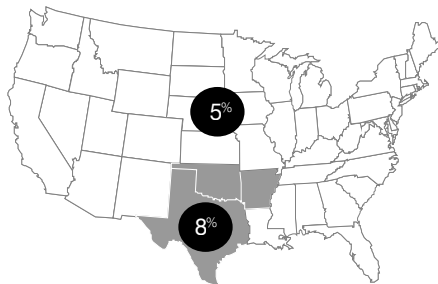
All patterns, tools, and designs developed for the production of any product will remain the property of TUOHY Furniture Corporation. All published dimensions are approximate and if the exact sizes are critical, we suggest that you request actual measurements.

Price list data supersede all other specifications, whether verbal or written, and may not be altered without the written consent of an officer of TUOHY Furniture Corporation.

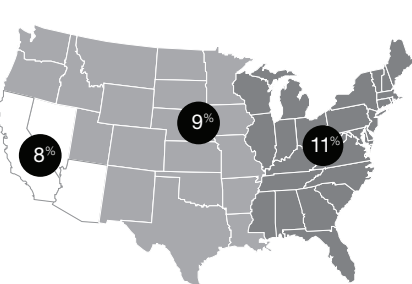
Stenographic and clerical errors on any agreement, publication, correspondence, price list, or product literature pieces are subject to correction at any time without notice.

Due to variations beyond our control, all wood and upholstery products are subject to slight variations in color, texture, and grain. Crotch-figured woods, burls, and bird’s eye figured woods have a tendency to show movement in the grain because of excessive end grain exposure and random orientation of the grain. Additional veneer backing is applied to these veneers to minimize such movement. This natural phenomena can be expected and should not be deemed defective. It will not impair the performance of the product and will not be considered as a warranty issue.

Non-Seating Freight/Handling Fees



Seating Freight/Handling Fees



Alaska, Hawaii, Canada, Mexico: **Quote required**
GSA: Reduce rates above by 2 percentage points.

Warranty

All merchandise is manufactured in accordance with our high industrial and design standards and is warranted to be free from defects of material and workmanship. This warranty covers goods under normal use and in service under conditions for which the merchandise was designed. All products must be placed in an environment consistent with that described in 'Storage by the Owner'. Our products, if maintained and cared for properly, will remain beautiful long past our warranty. Products are manufactured, shipped and installed specifically for each project and client. As such, return of products, for whatever reason, is not practicable and not permitted. Our obligation during the warranty period is limited to repair or replacement at our option. Wood surfaces must be cleaned only with water or an ammonia-based cleaner; use of other cleaning agents will void this warranty.

This warranty becomes null and void on any goods repaired or altered by any person not so authorized by TUOHY Furniture Corporation or any merchandise which has been subject to misuse, improper storage, negligence, or accident. Natural rubber products placed directly on our wood finish may cause discoloration of the finish and will void this warranty. No warranty is made when products are acquired for personal or residential purposes. We make no other warranties, either expressed or implied as to any matter whatsoever, including without limitation, the condition of the merchandise, its merchantability, or its fitness for any particular use or purpose. All claims will be processed by the Customer Service Department.

Our standard 10-year warranty covers all casegoods and conference tables manufactured by TUOHY Furniture Corporation. All seating and occasional tables carry a 5-year warranty. Limitations include:

All Other Products, Parts, and Services:

2 Years

Purchased parts including, but not limited, to electric height adjustable components and task lights (cords not included), other items may apply

1 Year

All electrical power units above and below the surface and Pneumatic gas cylinders

6 Months

All other products, parts, and services not listed above sold or furnished by TUOHY Furniture

No Warranty

No warranty for consumable products such as light bulbs and other electrical products which are not under warranty. Tuohy is not responsible for damage or breakage occurring to glass and solid surfaces after delivery.

Other Manufacturers' Products Warranty

Follows Manufacturers' Warranty

TUOHY will pass through any warranty supplied by other manufacturers to the extent possible including, but not limited to, upholstery, leather, appliances, and laminates

Residential Orders

Manufacturer's Defect Only

Residential installs have warranty from manufacturer's defect through installation. No warranty applies after the initial installation.

Color Variation of Natural Products

No Warranty

TUOHY Furniture will do our best to match all products ordered after initial install. When using natural products Tuohy cannot guarantee color or character of natural products.

THIS LIMITED WARRANTY ALSO DOES NOT COVER ANY DEFECTS DUE TO NORMAL WEAR AND TEAR, DAMAGE DUE TO MISUSE, ALTERATION TO THE PRODUCT, NEGLIGENCE, OR FOR ANY FAILURE OF THE PRODUCTS THAT RESULTS FROM EXTERNAL CAUSES SUCH AS: ACTS OF NATURE, PHYSICAL DAMAGE, EXPOSURE TO ADVERSE OR HAZARDOUS CHEMICAL OR OTHER SUBSTANCES, USE OF REACTIVE CLEANING AGENTS AND/OR HARSH CHEMICALS TO CLEAN THE PRODUCTS, ENVIRONMENTAL CONDITIONS, VANDALISM, FIRE, POWER FAILURE, IMPROPER POWER SUPPLY, EXTREME HUMIDITY LEVELS (HUMIDITY LEVELS SHOULD REMAIN BETWEEN 25% AND 55%), IMPROPER USE, INSTALLATION, HANDLING, ALTERATION, STORAGE, THE FAILURE TO ABIDE BY ANY PRODUCT CLASSIFICATIONS OR CERTIFICATIONS, OR FAILURE TO COMPLY WITH ANY APPLICABLE STANDARDS, CODES, RECOMMENDATIONS, PRODUCT SPECIFICATION SHEETS OR INSTRUCTION SHEETS, FAILURES OR PERFORMANCE ISSUES ARISING FROM USE OF THE PRODUCTS WITH THIRD PARTY PRODUCTS, PROCESSES, OR MATERIALS SUPPLIED BY ANY END USER OR THIRD PARTY.

Warranty is subject to change without notice

UPHOLSTERY

Fabric and leather upholsteries are graded into all pricing for seating products. Customers may choose from TUOHY Upholstery Lines, Partnership Programs, and, Customer’s Own Material (COM) or Customer’s Own Leather (COL).

TUOHY Standard Upholstery Lines: Use the following pricing grades for standard upholstery offerings:

Leather:	Lena	L1
Faux-Leather:	Silex	F3

Upholstery Partnership Programs: TUOHY has partnership programs with DesignTex, KnollTextiles, and Maharam such that their approved upholstery products are graded into TUOHY’s pricing. Please refer to the Upholstery Partnerships PDF online (click on the image below) for evaluation and grading. Additional partner programs will be announced as they become available.



COM/COL: TUOHY accepts COM fabrics and COL leathers for consideration on its products. To verify suitability of your selection, inquire with Customer Service for information from our Fabric Analysis Program. Upholsteries not listed in this program must be submitted for approval prior to acceptance of an order; submit a 12 x 12 sample prior to entering your order. Your purchase order must include an upholstery specification that has been approved by TUOHY.

All COM/COL requirements are based on whole pieces of material; split shipments are not allowed. We are not responsible for COM/COL upholstery wear, defects, or its appropriateness.

COL leather requirements are listed in square feet and based on hides that are 40 square feet or larger. For hides below 40 square feet add 15% to the footage requirements; for calf hides below 30 square feet add 30% to the footage requirements.

Our pricing includes labor for applying upholstery and is based on applying only one type of color way per item of furniture, with no specific relationship between the pattern or weave of the upholstery material and the configuration of the item of furniture.

A surcharge not to exceed 15% of the COM price will be added when vinyl is used and/or multiple upholsteries or colorways are applied to the same product. These circumstances may create the need for additional yardage; contact Customer Service for details prior to ordering.

If additional labor is required because of unique characteristics of the fabric, a special quote will be required.

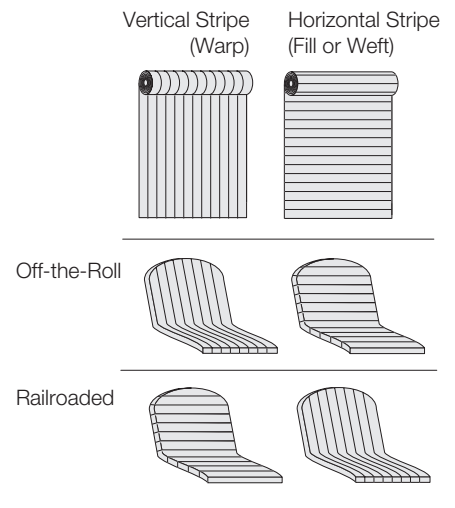
Fabric/vinyl yardage requirements and leather square footage requirements are shown throughout this price list. Fabric and vinyl requirements are based on upholstering one unit, using a single, continuous 54-in wide material, off-the-roll, with minimal (under 2-in) repeat in any direction. Inquire about lower per-unit yardage requirements on orders of more than one unit.

Verify whether individual product listings in this price schedule call for greater allowances for this additional yardage.

Patterned fabrics and vinyls may be railroaded on request but are subject to a surcharge and/or additional yardage requirements.

Seams will be required when the product application width is greater than the usable roll width, whether off-the-roll or railroaded.

Table 1: Pattern Direction



Fire Rating: All upholstered pieces pass Cal-117. For Cal-133 or Boston Fire, contact Customer Service at (507) 867-4280.

UPHOLSTERY (cont.)

Additional yardage may be required if roll width is less than 54 inches or a pattern requires matching due to repeat. The chart at right will be helpful as a general guide. Please confirm with our Customer Service Department on specifics regarding selections for your project. Changes in yardage requirement will affect upholstery grading in TUOHY Upholstery Partnership Programs.

Note that repeat is the sum of horizontal and vertical repeats; headings are listed in inches:

Yardage and Grade Adjustments

Roll Width	HORIZONTAL + VERTICAL PATTERN REPEAT							
	<2	2-10	11-20	21-25	26-30	31-35	36-40	41-45
54	0%	10%	15%	20%	25%	30%	35%	40%
51-53	15%	20%	25%	30%	35%	40%	45%	50%
48-50	30%	35%	40%	45%	50%	55%	60%	65%
45-47	45%	50%	55%	60%	65%	70%	75%	80%
36-44	60%	65%	70%	75%	80%	85%	90%	95%

Quoted delivery dates run from the date on which we receive your material. Excess fabric will not be returned or stored unless specifically requested in writing with your order; freight to be collect.

Ship-To Addresses

The destination for COM/COL materials and memo sample submissions varies by product line. Please consult individual product listings and look for these graphical keys for identifying the correct address.

Please provide tagging information as needed for your project.



COM/COL Materials:
 TUOHY Furniture Corporation
 Upholstery Receiving Dept
 1323 W 132nd St
 Gardena, CA 90247

All seating except 902, Draped, Pleat and Melvin

Memo Samples:
 TUOHY Furniture Corporation
 Memo Receiving Dept
 1224 W 132nd St
 Gardena, CA 90247-1506



COM/COL Materials & Memo Samples:
 TUOHY Furniture Corporation
 P1 Upholstery Receiving
 42 Saint Albans Place
 Chatfield, MN 55923-1457

902
 All casegood fabric panels & bench pads
 All conference table top inserts



COM/COL Materials & Memo Samples:
 TUOHY/Realfarm Technologies
 5-1870 Albion Road
 Toronto ON, Canada M9W 5T2

Draped, Pleat, and Melvin

WOOD SPECIES & FINISHES

Standard pricing in this book regards all Wood1 Species, Cuts, and Colors and all Wood1 Solid Colors.

Finishes shown below are standard offerings from TUOHY. Custom colors and stains-to-match are subject to an upcharge per order of 5% net or \$400 net, whichever is greater. High fill finishes and some custom colors or special treatments may require a project quote; please inquire with Customer Service.

Verify the lead time on all non-standard finishes; quoted lead times commence upon receipt of an approved finish sample.

Wood Solid Colors

Wood1

Satin White	PT17
Matte Ebony	PT07

Wood3

	+14%
High Gloss White	PTG1
High Gloss Black	PTG2

Solid Color finishes have MDF cores and are suitable for all surfaces except table tops and work surfaces. High Gloss Solid Color finishes have a smooth but non-polished, high luster presentation.

Wood Species, Cuts, and Colors

Wood1	Satin Open (Std)	Species	Cut	Solid Edge Available?
Light Anigre	AN89	Anigre	Quartered-Plain	Yes
Blanco Ash	AS22	Ash	Plain-sliced	Yes
Whitened Oak	BS28	Oak	Reconstituted	No
Light Cherry	CH45	Cherry	Plain-sliced	Yes
Light Maple	MP57	Maple	Plain-sliced	Yes
White Maple	MP61	Maple	Plain-sliced	Yes
Sand Oak	SOX6	Oak	Reconstituted	No
Striped Sand	SSX2	Oak	Reconstituted	No
American Walnut	WL16	Walnut	Reconstituted	No
Australian Walnut	WL20	Walnut	Reconstituted	No
Scandia Walnut	WL35	Walnut	Plain-sliced	Yes
Sumatra Walnut	WL79	Walnut	Plain-sliced	Yes
Rift White Oak	WO21	White Oak	Rift	Yes
Ebony Oak	WO44	White Oak	Plain-sliced	Yes

Wood2

	Satin Open +7%	Species	Cut	Solid Edge Available?
Mateo Gray	BS30	Oak	Reconstituted	No
Medium Cherry	CH49	Cherry	Plain-sliced	Yes
Dark Cherry	CH53	Cherry	Plain-sliced	Yes
Flamed Black	FB14	Oak	Reconstituted	No
Flamed Gray	FG11	Oak	Reconstituted	No
Flamed Sand	FS10	Oak	Reconstituted	No
Flamed White	FWX9	Oak	Reconstituted	No
Medium Mahogany	MH95	Mahogany	Plain-sliced	Yes
Dark Mahogany	MH97	Mahogany	Plain-sliced	Yes
Medium Sapele	SP73	Sapele	Ribbon	Yes
Capella Walnut	WL25	Walnut	Plain-sliced	Yes
Onyx Walnut	WL31	Walnut	Plain-sliced	Yes
Catalan Walnut	WL33	Walnut	Plain-sliced	Yes
Wenge	WN13	Wenge	Reconstituted	No
Tangiers Oak	WO38	White Oak	Rift	Yes

Solid wood finger pulls are available on all wood finishes.

WOOD FINISH MAINTENANCE

For daily cleaning, TUOHY recommends using only warm water or a reputable, ammonia-fortified glass cleaner. Lightly apply the water or glass cleaner directly to the finish surface and wipe clean with a cotton or non-abrasive cloth, wiping in the direction of the wood grain. Polishes, waxes, and top oils are not recommended because they tend to build-up on the surface and distort the naturally clear, bright appearance of the TUOHY finish!

METALS, GLASS, STONE & HPL

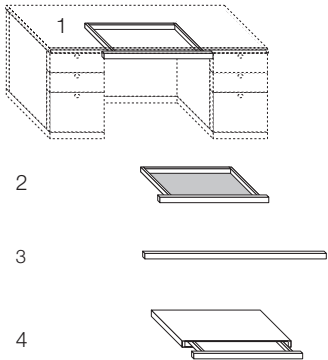
The materials and finishes shown below are standard selections from TUOHY. Please inquire about use of customer's own materials not shown here.+++

Other Species on a Project Basis

<i>Amboyna Burl</i>	<i>Ebony FC</i>	<i>Makore</i>	<i>Notra Crotch</i>	<i>Sucupira</i>
<i>Anigre Figured</i>	<i>English Sycamore</i>	<i>Maple FC Curly</i>	<i>Oak Cluster</i>	<i>Sycamore QC</i>
<i>Anigre Figured Block Mottle</i>	<i>Eucalyptus QC Figured</i>	<i>Maple Cluster</i>	<i>Pearwood</i>	<i>Thuya Burl</i>
<i>Anigre Non-Figured</i>	<i>Eucalyptus FC Non-Fig.</i>	<i>Maple QC Quilted</i>	<i>Planetree</i>	<i>Tigerwood</i>
<i>Avodire QC Figured</i>	<i>Hickory</i>	<i>Moabi Pommele</i>	<i>Redwood</i>	<i>Walnut QC Figured</i>
<i>Beech</i>	<i>Imbuya Burl</i>	<i>Movingue QC Figured</i>	<i>Santos Rosewood FC</i>	<i>Walnut QC Non-Fig.</i>
<i>Birch</i>	<i>Lacewood</i>	<i>Mozambique QC Fig.</i>	<i>Santos Rosewood QC</i>	<i>Wenge QC</i>
<i>Bubinga Pommele</i>	<i>Madrone Burl</i>	<i>Mozambique QC</i>	<i>Sapele Pommele</i>	<i>Zebrawood</i>
<i>Cerejiera Crotch</i>	<i>Makore QC Figured Block Mottle</i>	<i>Mozambique</i>	<i>Sapele QC</i>	
<i>Ebony QC</i>		<i>Myrtle Cluster</i>	<i>Satinwood QC Fig.</i>	<i>...and more.</i>

Metal	Brushed Nickel	MBN
	Brushed Stainless Steel	MBSS
	Polished Aluminum	MPA
	Polished Chrome	MPC
	Resin Black	MRB
	Resin Black Matte	MRBM
	Resin Bronze	MRBZ
	Resin Brushed Aluminum	MRBA
	Resin Brushed Aluminum with Steel Tint	MRBAS
	Resin Brushed Steel	MRBS
	Resin Satin Aluminum	MRSA
	Resin Thunder Gray	MRTG
	Resin White	MRW
	Glass	Low Iron Glass, (non-tinted)
Low Iron Glass, Back-Painted Black 0.25th		S.BLK
Low Iron Glass, Back-Painted White 0.25th		S.BWT
Low Iron Glass, Acid-Etched BP-Black 0.25th		GAB
Low Iron Glass, Acid-Etched BP-White 0.25th		GAW
Ocuwrite White 0.25th		O.BWT
Ocuwrite Castlegate Gray (Laminated) 0.25th		O.LCG
Ocuwrite Cool White (Laminated) 0.25th		O.LCW
Ocuwrite Stone Harbor (Laminated) 0.25th		O.LSH
Acrylic Solid Surface	Avonite® 8256 Polaris, Matte	Matte White
	Avonite® 8256 Polaris, Polished	Polished White
Quartz	Cambria®	All std colors; excl. Matte™ & Luxury Design Series
Natural Stone	Carrara Marble	Carrara
HP Laminate	Formica® 949 White	949 White

DRAWERS FOR LAP AREA



	Product No.	List \$
Lap Drawer (1)	70MKA00	880
Lap Drawer with Liner (2)	70MKA01	1045
Fascia-6 feet/Field Cut (3)	70PCF00	373
Lap Drawer, Encased (4)	70MKA02	1302

All desks are available with optional pencil lap drawers. TUOHY will automatically size your lap drawer to the kneehole space available, ensuring complete, side-to-side fit of the drawer face.

All inner lap drawer parts are solid birch with birch plywood bottoms; all include a birch pencil tray.

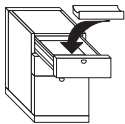
Exterior wood parts will match the desk unit (see Option below for Atheneum).

Option

For Atheneum Frieze Detailing, change 70 prefix to 69, add \$118

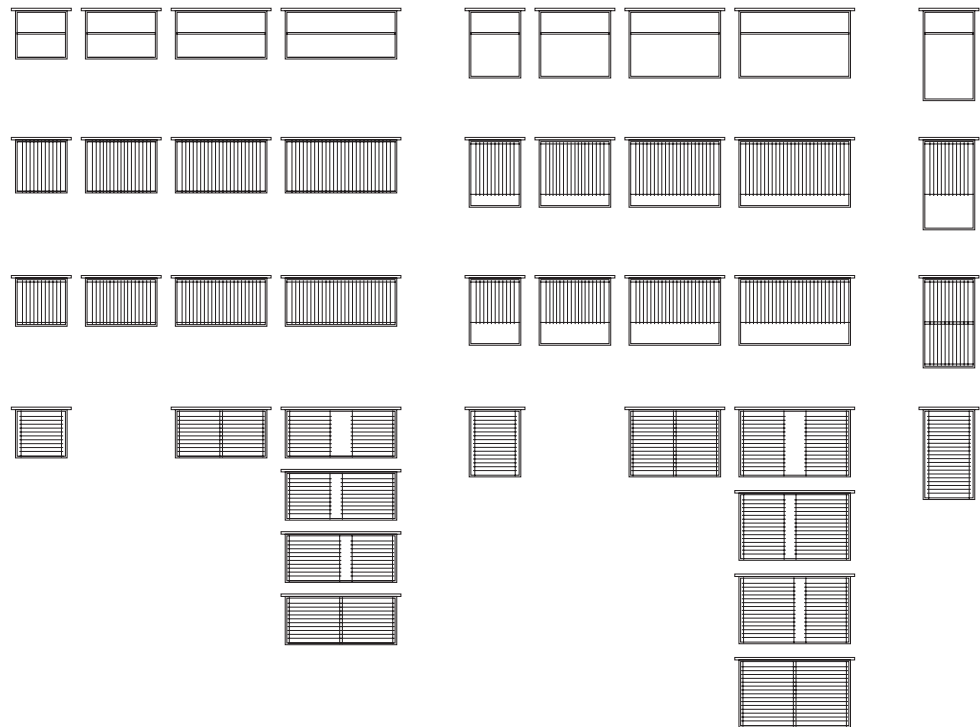


DRAWER PENCIL TRAY

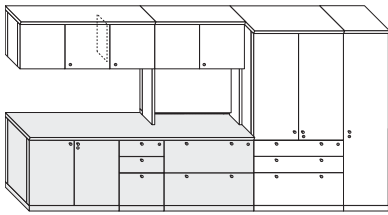


	Product No.	List \$
Pencil Tray	70MAA00	161

Solid birch pencil trays are intended for use in any box drawer of an 18 inch wide pedestal. (Atheneum users: Use this option in a user's pedestal when employing a Pull-Out Shelf on the visitor's side).



LOCKS



	Specify	List \$
Door/Cabinet Lock	Option LD	216
Drawer Gang Lock	Option LG	299

Locks are included on all private office modular pedestals, desks, runoffs and freestanding credenzas and optional on all towers, hutches, and wall hutches.
 Locks are optional on all conference room casegoods.
 All locks are face-mounted and are available with removable lock cores.
 Lock color will be compatible with the pull hardware selection you make.
 One door lock is required per cabinet area; hence, double cabinets require only one lock.
 Gang locks are provided for all drawers within a pedestal.
 Pencil drawers and pull-out shelves do not lock.

<<The illustration indicates placement of optional locks for towers, hutches, and

TUOHY is one of only a few high-end manufacturers to have been certified and not use UV-cured finishes. The TUOHY finish enables its products to have a clear, natural look while remaining repairable many years later, apart from its production facilities.

For FSC® certification (FSC-C017472), please request FSC material, add 3%.

For Indoor Air Advantage product, please request Indoor Air Advantage material, add 4%.

PRICING & SPECIFICATION GUIDE

Introduction: Power-Data

May 1, 2023

TUOHY



Introduction: **Power-Data**

Microphone	17
Shelf Lights	17
Wire Management	18
Raceway Channels	18
Cavo Cable Drop	18
Wire Management Basket	18
Top Grommets	19
Vertical Grommets	19
Perimeter Power-Data	20
Power-Data Aprons	20
Dean	21
Garcia	21
Surface Power-Data	22
Burelé	22
Node	22
MhoB	22
Dean Z-Mount	23
Slide Units	24
Swivel Units	25
Static Units	25
Power-Comm Recessed Console	26
TAS Tech-Accessory System	27
Power-Comm Troughs	28
Connector Modules	30

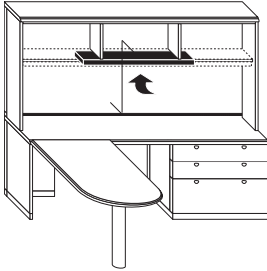
MICROPHONE



Mounts on Any Surface	Product No.	List \$
Microphone (Black)	S2E.Q00.000	1536

Note: Specify permanent location desired.
Includes table top mounting plate and XLR plug in 12 inch gooseneck microphone.

SHELF LIGHTS

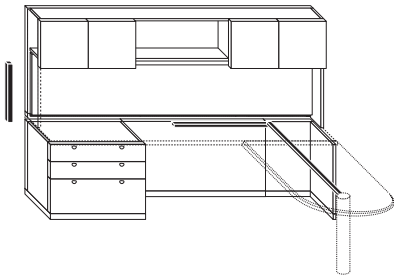


	Product No.	List \$
Shelf Light 24	501.2024	292
Shelf Light 36	501.2036	357
Shelf Light 48	501.2048	447
Shelf Light 60	501.2060	527
Shelf Light 72	501.2072	644

TUOHY offers five sizes of shelf task lighting that can be field mounted at any location. These are fluorescent fixtures with a prismatic diffuser lens, UL Listed. Standard housing color is black.

Each light has a 9-foot power cord. Power cords for Chicago (all but 72w), LA and New York are available; inquire regarding ordering information.

RACEWAY CHANNELS



	Product No.	List \$
Raceway Channels (Black)		
(2) Raceways @ 22 plus 3 clips	501.3000	97

Contains two pieces of wire raceway, 22 inches long, and three clips for inner-cabinet wire management. Standard color is black. Raceways may be snapped open/close. See diagram for possible mounting applications; suitable for above work surface areas as well as under surface locations.

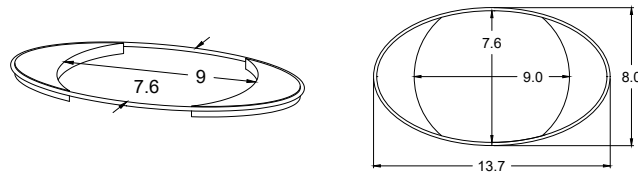
CAVO CABLE DROP
Design by Fig40



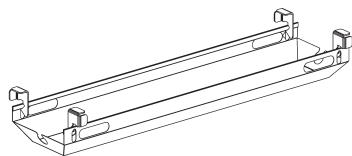
30-in Nominal Desk Height	Product No.	List \$
White (white spandex thread)	WMCD30WH	277
Black (black spandex thread)	WMCD30BL	277
Steel (black spandex thread)	WMCD30ST	277

40-in Nominal Standing Height	Product No.	List \$
White (white spandex thread)	WMCD40WH	300
Black (black spandex thread)	WMCD40BL	300
Steel (black spandex thread)	WMCD40ST	300

All colors come with either white or black spandex thread. Additional colors are available upon request; use the following link to review color choices: www.visionknit.ca/furniture-industry-yarn-inventories.html Custom colors are also available, but subject to a one-time mixing charge per order, as follows:
For 30-inch nominal height socks the mixing charge is \$574 List.
For 40-inch nominal height socks the mixing charge is \$702 List.



WIRE MANAGEMENT BASKET



	Product No.	List \$
Wire Management Basket, 36w	WMB	404

Finished MRB Resin Black.
Includes 6-outlet surge protector.

TOP GROMMETS

Top grommets must be specified individually (Option GT). Standard default locations are defined below. You may specify any location you prefer; a detailed drawing must accompany your order.



	Specify	List \$
Top Grommet	Option GT	219


Specify finish code:

Black Metal	BL
Black Plastic	BP
Brass Polished	BR
Bronze	BZ
Chrome Polished	CH
Nickel Brushed	BN

Standard Location

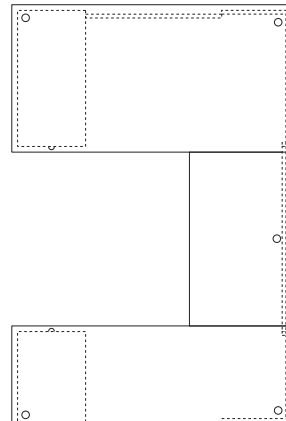
Top Grommets are located on the rear outside corner of pedestals on a standard basis.

The plan view below demonstrates how Top Grommets are applied to a double pedestal desk on a standard basis.



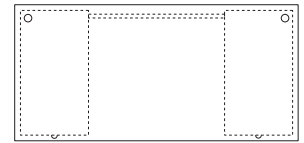
Standard Top Grommet locations are shown below for single pedestal desks, bridges and credenzas.

Runoffs have grommets located in the manner that credenzas do.



Alternate Locations

Grommets may be located on the rear inside corner of pedestals. If you compare the drawing below to those elsewhere on this page, it is easy to extrapolate how this inside location is adapted throughout, if desired. Be sure to specify Option GS for this alternate placement.



VERTICAL GROMMETS

Vertical grommets may also be adapted to any side of a tower, to desks, and to modular pedestals and modesty panels when an exit cord grommet is needed



	Specify	List \$
Plastic		
Vertical Grommet, Black	Option GV	148

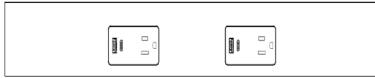
Default Locations

Desks and Runoffs: Kneehole area, just below the top.
Modular pedestals: On center at rear, just below the top.

Towers: On center at rear, 42 from the floor.
Overheads: On center or just right of center (as needed), 3 above bottom shelf.

PERIMETER POWER-DATA

Power-Data Aprons



Product No. Prefix	Apron Size (in.)	(-) # Outlet Pairs				
PDAP...		...-1	...-2	...-3	...-4	...-5
	List \$	809	1617	2426	3234	4043
...18...	420	18-in	-	-	-	-
...24...	432	24-in	-	-	-	-
...30...	448	30-in	-	-	-	-
...36...	460	36-in	23-in	-	-	-
...48...	489	48-in	24-in	-	-	-
...60...	517	60-in	30-in	23-in	-	-
...72...	546	72-in	36-in	24-in	-	-
...84...	573	84-in	42-in	28-in	23-in	-
...96...	602	96-in	48-in	32-in	24-in	-
...108...	631	108-in	54-in	36-in	27-in	24-in
...120...	660	120-in	60-in	40-in	30-in	24-in

Nominal o.c. spacing

! Notes:

Steel aprons are 1d 2.5h at widths shown above; standard (default) finish is MRTG Resin Thunder Gray Default/suggested apron set back is 8-inches.

Units are an 8 wire, 4 circuit system, meant to be a single hardwire inlet, units to be daisy chained.

72-inch softplug cord is an in-feed with 20 Amp plug and is UL-Recognized, not UL-Approved.

PDAP and PDAPSP options: Each outlet pair consists of (2) power outlets and (2) USB A+C outlets.

PDAP option is intended for use in all markets except Chicago. Check your local electrical codes before selecting the PDAPSP option.

PDAPCC option: Each station includes two 15A 125V outlets and a 5.2A USB Type-A/Type-C Charger.

No whips or cords provided for Chicago Code option.

For A/V or Data connectors to add to Aprons see page 31.

Pricing includes Apron, outlets and all cables except where noted.

+ Options/Parametrics:

For Softplug option w/120-in power cord, use Prod.No.Prefix PDAPSP...; add \$89 to the total List \$.

For Chicago Code option, use Prod.No.Prefix PDAPCC...; no price change.

For casegoods, widths can be specified 18-120. Replace product number prefix with desired width; use next larger size for price.

For conference tables, use perimeter of table as the product number prefix; use length and width (x2) for pricing see example below.

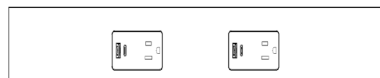
Specify resin color for Aprons:

MRTG Resin Thunder Gray (default, if not specified)

MRW Resin White

MRB Resin Black

MRSA Resin Satin Aluminum



> To order for casegoods (see chart above, use next larger Apron Size where needed):

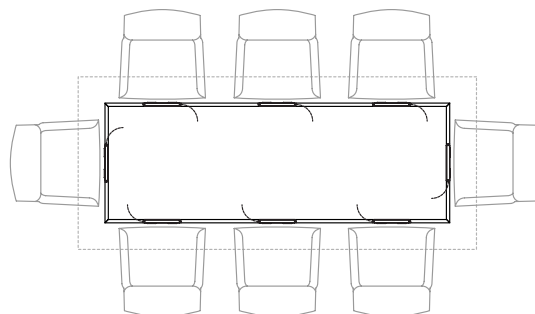
1. Locate Apron Size (size of opening) and # Power-Data Outlet Pairs; e.g.: 36, 2.
2. Determine Product Number by merging the Prefix, Apron Size and # Outlet Pairs; e.g., PDAP36-2.
3. Determine List \$ by adding the Apron price and the Outlets price; e.g., 460 + 1617 = \$2077.

> To order for conference tables (see chart above, use next larger Apron Size where needed):

1. Calculate the table perimeter; e.g., 120w 52d table = 120 + 52 + 120 + 52 = 344 inches.
2. Determine number of outlets needed/desired; e.g., 3 + 1 + 3 + 1 = 8.
3. Determine Product Number by merging Prefix, table perimeter, and # Outlet Pairs; e.g., PDAP344-8.
4. Determine List \$ by adding the sum of prices for Apron Sizes and the sum of Outlets prices; e.g., (660 + 517 + 660 + 517) + (2426 + 809 + 2426 + 809) = \$8824

For Soft Plug option Product Number becomes PDAPSP344-8:

e.g., (660 + 517 + 660 + 517) + (2426 + 809 + 2426 + 809) = \$8824 + \$89 = 8913



PERIMETER POWER-DATA (cont.)

Dean



Power Option	Softplug		Softplug+CircuitBreaker		Hardwire	
	ProdNo.	Prefix	List \$	ProdNo.	Prefix	List \$
2-Port: (2) Splx	ELD220S...		338	ELD220C...		396
2-Port: (1) Splx, (1) USB-AA	ELD211S...		450	ELD211C...		507
• 3-Port: (2) Splx, (1) USB-AA	ELD321S...		473	ELD321C...		528
4-Port: (2) Splx, (2) USB-AA	ELD422S...		688	ELD422C...		744
5-Port: (2) Splx, (1) USB-AA, (1) USB-A+C100	ELD522S...		845	ELD522C...		903

Material:	...Suffix	↑	↑	↑
• White	...WH			
Black	...BLK			
Storm	...STR			
Fog	...FOG			

> To Order:

For product numbers, append the Material Suffix to the Prefix Code; read across and down for list price.
 Ex: For 2-Port with two simplex outlets, softplug unit in white, product number is ELD220SWH; list price is \$338.

! Notes:

Includes 6-ft UL Listed power cord. 10-ft cord available upon request.
 Dean's housing is clear anodized aluminum. The faceplate is molded plastic and the trim is Resin coated steel.
 The Corded Dean can be used in New York City, as per the NYC Electrical Code.
 The Hardwired Dean must be used on all furnishings in Chicago.
 To use with Interlink IQ 2.0 contact your Customer Service Representative.

- Splx = 15A 125V Simplex Outlet
- USB-AA = Dual USB-A 2.1 per port
- USB-A+C = USB-A 2.1A & UCB-C 18 watts (uses one port)
- USB-C45 = USB-C Outlet, 45 watts (uses one port)
- USB-C100 = USB-C Outlet, 100 watts (uses two ports)

Garcia 2-Trac



Power Option	List \$
• 2-Port: (2) USB-A	Quote
2-Port: (1) USB-A, (1) USB-C	Quote

! Notes:

Available colors: White, Black, Storm, and Fog
 AC Infeed cord length can be up to 177-in. DC cord lengths can be up to 70-in.
 USB-A is 2.1 amps per port.
 USB-C is 18 watts.
 Low-voltage unit.
 A blue LED light lets users know that charging is available, and brightens when a device is plugged in.
 Garcia is molded plastic.
 Maximum of 5 Garcia units with 1-2 hubs.
 Contact Customer Service to order unit specific to your needs.

SURFACE POWER-DATA

Burelé®



Power Option	Softplug		Softplug+CircuitBreaker	
	ProdNo. Prefix	List \$	ProdNo. Prefix	List \$
• 4-Port: (2) Splx, (2) USB-A+C	ELBU422S...	708	ELBU422C...	764
Material	...Suffix			
• Gloss White	...WH			
• Gloss Black	...BLK			

> To Order:

For product numbers, append the Material Suffix to the Prefix Code; read across and down for list price.
 Ex: For 4-Port, softplug unit in gloss white, product number is ELBU422SWH; list price is \$708.

! Notes:

Includes 6-ft UL Listed power cord. 10-ft cord available upon request.
 USB-A+C = USB-A 2.1A & UCB-C 18 watts (uses one port)
 The Corded Dean can be used in New York City, as per the NYC Electrical Code.

Node



Power Option	Softplug		Softplug+CircuitBreaker		Hardwire	
	Product No.	List \$	Product No.	List \$	Product No.	List \$
2-Port: (2) Simplex						
• Satin nickel, plated	ELN220SSP	365	ELN220CSP	422	ELN220HSP	437
• Parchment resin coat	ELN220SPR	244	ELN220CPR	301	ELN220HPR	317
• Dark bronze, plated	ELN220SBP	365	ELN220CBP	422	ELN220HBP	437
• Midnight resin coat	ELN220SMR	244	ELN220CMR	301	ELN220HMR	317
• Trivalent chrome, white simplex	ELN220STC	303	ELN220CTC	362	ELN220HTC	377
2-Port: (1) Simplex, (1) USB-A+C						
• Satin nickel, plated	ELN211SSP	484	ELN211CSP	527	ELN211HSP	546
• Parchment resin coat	ELN211SPR	365	ELN211CPR	421	ELN211HPR	426
• Dark bronze, plated	ELN211SBP	471	ELN211CBP	527	ELN211HBP	557
• Midnight resin coat	ELN211SMR	365	ELN211CMR	421	ELN211HMR	426
• Trivalent chrome, white simplex	ELN211STC	424	ELN211CTC	481	ELN211HTC	486

! Notes:

Includes 6-ft UL Listed power cord. 10-ft cord available upon request.
 USB-A+C = USB-A 2.1A & UCB-C 18 watts (uses one port)
 The Corded Node can be used in New York City, as per the NYC Electrical Code.
 To use with Interlink IQ 2.0 contact your Customer Service Representative.

MhoB



Power Option	Softplug		Softplug+CircuitBreaker		Hardwire	
	ProdNo. Prefix	List \$	ProdNo. Prefix	List \$	ProdNo. Prefix	List \$
• 2-Port: (2) Splx	ELM220S...	404	ELM220C...	461	ELM220H...	478
• 2-Port: (1) Splx, (1) USB-A+C	ELM211S...	517	ELM211C...	574	ELM211H...	590
• 3-Port: (2) Splx, (1) USB-A+C	ELM321S...	540	ELM321C...	597	ELM321H...	613
• 4-Port: (1) Splx, (1) USB-A+C, (1) HDMI, (1) RJ45	ELM413S...	739	ELM413C...	797	ELM413H...	811
• 4-Port: (2) Splx, (1) USB-A+C, (1) USB-C45	ELM422S...	755	ELM422C...	811	ELM422H...	827
• 5-Port: (2) Splx, (1) USB-A+C, (1) USB-C100	ELM522S...	946	ELM522C...	1003	ELM522H...	1019
• 5-Port: (2) Splx, (1) USB-A+C, (1) HDMI, (1) RJ45	ELM523S...	794	ELM523C...	852	ELM523H...	865
Material:	...Suffix					
• Gloss White Resin Coat	...WH					
• Gloss Black Resin Coat	...BLK					
• Silver Resin Coat / Black Trim	...SLV					

> To Order:

For product numbers, append the Material Suffix to the Prefix Code; read across and down for list price.
 Ex: For 2-Port w/ two simplex outlets, softplug unit in Gloss White Resin Coat, ProdNo is ELM220SWH; list price is \$404.

! Notes:

Includes 6-ft UL Listed power cord. 10-ft cord available upon request.
 Resin coated aluminum housing and grommet.
 The Corded MhoB can be used in New York City, as per the NYC Electrical Code.
 The Hardwired MhoB must be used on all furnishings in Chicago.
 To use with Interlink IQ 2.0 contact your Customer Service Representative.

Splx = 15A 125V Simplex Outlet
 USB-AA = Dual USB-A 2.1 per port
 USB-A+C = USB-A 2.1A & UCB-C 18 watts (uses one port)
 USB-C45 = USB-C Outlet, 45 watts (uses one port)
 USB-C100 = USB-C Outlet, 100 watts (uses two ports)

Dean Z-Mount



Power Option	Softplug		Softplug+CircuitBreaker		Hardwire	
	ProdNo.	Prefix	List \$	ProdNo.	Prefix	List \$
2-Port: (2) Splx	ELDZ220S...		338	ELDZ220C...		396
2-Port: (1) Splx, (1) USB-A+C	ELDZ211S...		450	ELDZ211C...		507
• 3-Port: (2) Splx, (1) USB-A+C	ELDZ321S...		473	ELDZ321C...		528
Material	...Suffix					
• White	...WH					
Black	...BLK					
Storm	...STR					
Fog	...FOG					

> To Order:

For product numbers, append the Material Suffix to the Prefix Code; read across and down for list price.

Ex: For 2-Port w/ two simplex outlets, softplug unit in White, product number is ELDZ220SWH; list price is \$338.

! Notes:

Includes 6-ft UL Listed power cord. 10-ft cord available upon request.

USB-A+C = USB-A 2.1A & UCB-C 18 watts (uses one port)

Dean's housing is clear anodized aluminum. The faceplate is molded plastic and the trim is Resin coated steel.

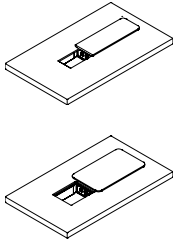
The Corded Dean Z can be used in New York City, as per the NYC Electrical Code.

The Hardwired Dean Z must be used on all furnishings in Chicago.

To use with Interlink IQ 2.0 contact your Customer Service Representative.

SURFACE POWER-DATA (cont.)

Single Slide



Power Option	Prefix Code	Lid Material /...Code...						
		Wood 1	Wood 2	Fenix®	OcuGlass	AcrylicSS	Quartz	Marble
Single Slide Units		...W1...	...W2...	...L...	...J...	...C...	...Q...	...M...
• Single Slide 15.5w 5.5d	ELSLS5...	1931	2066	1972	2065	1988	3427	3001
• Single Slide 15.5w 9d	ELSLS9...	1947	2083	2012	2170	2041	3905	3323

Power Supply Option: For softplug append suffix **...SP** and for hardwire append **...HW**

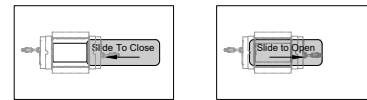
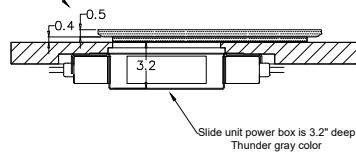
> To Order:

For product numbers, append the Lid Material Code to the Prefix Code and add the Power Supply suffix. For list price, read across from Prefix Code and down from Lid Material Code; price includes Power Supply option. Ex: For Wood1 Single Unit Slide with 5.5d door, hardwire option, product number is ELSLS5W1HW; list price is \$1931.

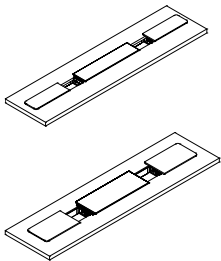
! Notes:

Includes (2) Byrne Dean units with duplex outlet and USB A+C combo. USB-A is 2.1 amps. USB-C is 10 watts. Also includes two blank data plates. See connector module pages in Power-Data price list to order data connectors. Power box color is Thunder Gray.
Byrne Dean color is Storm and includes a 6-ft UL Listed cord; a 10-ft cord is available upon request. The softplug option passes the NYC Electrical Code; the hardwire option is required on all furnishings in Chicago.

Lids for slide units are 0.5-in thick with 0.4-in spacer.
** Stone and glass lids are 0.75-in thick.



Double Slide



Power Option	Prefix Code	Lid Material /...Code...						
		Wood 1	Wood 2	Fenix®	OcuGlass	AcrylicSS	Quartz	Marble
Double Slide w Static Island, 5.5d		...W1...	...W2...	...L...	...J...	...C...	...Q...	...M...
• Dbl Slide 54w: Door15, Island24, Door15	ELSLED554...	3182	3405	3321	3651	3382	7459	8636
• Dbl Slide 60w: Door15, Island30, Door15	ELSLED560...	3190	3413	3344	3711	3411	7459	8984
• Dbl Slide 66w: Door15, Island36, Door15	ELSLED566...	3198	3422	3368	3771	3442	7459	9281
• Dbl Slide 72w: Door15, Island42, Door15	ELSLED572...	3208	3433	3393	3829	3473	7459	9604
• Dbl Slide 78w: Door15, Island48, Door15	ELSLED578...	3216	3441	3415	3888	3504	7470	9952
• Dbl Slide 84w: Door15, Island54, Door15	ELSLED584...	3233	3459	3439	3947	3533	7470	10249
Double Slide w Static Island, 9d		...W1...	...W2...	...L...	...J...	...C...	...Q...	...M...
• Dbl Slide 54w: Door15, Island24, Door15	ELSLED954...	3235	3461	3466	4019	3570	8590	8488
• Dbl Slide 60w: Door15, Island30, Door15	ELSLED960...	3250	3478	3507	4118	3621	8590	8736
• Dbl Slide 66w: Door15, Island36, Door15	ELSLED966...	3264	3492	3546	4216	3671	8681	9009
• Dbl Slide 72w: Door15, Island42, Door15	ELSLED972...	3279	3509	3586	4314	3722	8820	9281
• Dbl Slide 78w: Door15, Island48, Door15	ELSLED978...	3293	3524	3625	4414	3772	8944	9554
• Dbl Slide 84w: Door15, Island54, Door15	ELSLED984...	3321	3553	3665	4511	3823	9073	9803

Power Supply Option: For softplug append suffix **...SP** and for hardwire append **...HW**

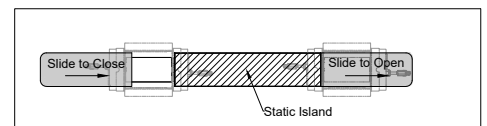
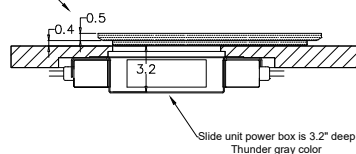
> To Order:

For product numbers, append the Lid Material Code to the Prefix Code and add the Power Supply suffix. For list price, read across from Prefix Code and down from Lid Material Code; price includes Power Supply option. Ex: For Wood1 Dbl Slide w Static Island, 54w w/ 5.5d door, hardwire, ProdNo is ELSLED554W1HW; list price is \$3182.

! Notes:

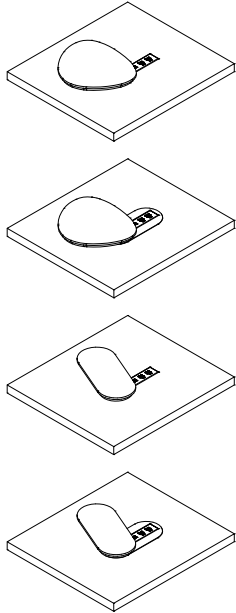
Includes (2) Byrne Dean units under each lid with duplex outlet and USB A+C combo. USB-A is 2.1 amps. USB-C is 10 watts. Also includes two blank data plates. See connector module pages in Power-Data price list to order data connectors. Power box color is Thunder Gray.
Byrne Dean color is Storm and includes a 6-ft UL Listed cord; a 10-ft cord is available upon request. The softplug option passes the NYC Electrical Code; the hardwire option is required on all furnishings in Chicago.

Lids for slide units are 0.5-in thick with 0.4-in spacer.
** Stone and glass lids are 0.75-in thick.



SURFACE POWER-DATA (cont.)

Swivel



Power Option	Prefix Code	Lid Material /...Code...						
		Wood 1	Wood 2	Fenix®	OcuGlass	AcrylicSS	Quartz	Marble
Swivel Pebble Lid		...W1...	...W2...	...L...	...J...	...C...	...Q...	...M...
• Pebble Lid (for wood tops only)	ELSWP...	1628	1742	1708	1902	1744	3953	3120
• Pebble Lid w Insert (for all tops)	ELSWPI...	1736	1858	1817	2010	1852	4060	3227
Swivel Racetrack Lid		...W1...	...W2...	...L...	...J...	...C...	...Q...	...M...
• Racetrack Lid (for wood tops only)	ELSWR...	1610	1723	1663	1790	1688	3953	2796
• Racetrack Lid w Insert (for all tops)	ELSWRI...	1719	1839	1772	1898	1796	4060	2903

Power Supply Option: For softplug append suffix **...SP** and for hardwire append **...HW**

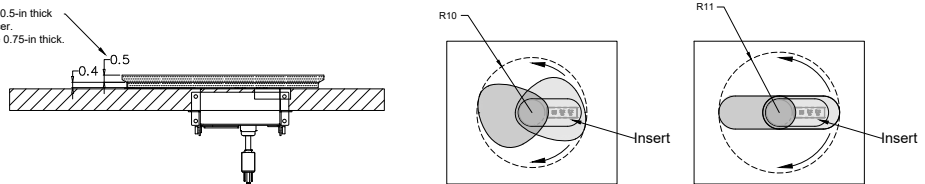
> To Order:

For product numbers, append the Lid Material Code to the Prefix Code and add the Power Supply suffix. For list price, read across from Prefix Code and down from Lid Material Code; price includes Power Supply option. Ex: For Wood1 Pebble Swivel Lid, hardwire option, product number is ELSWPW1HW; list price is \$1628.

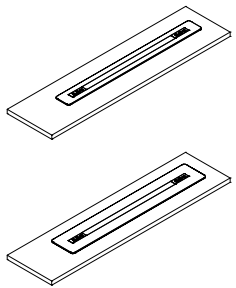
! Notes:

Approximate size of Pebble lid is 11.5-in x 12.8-in; Racetrack lid is 14w x 6d. Inserts must be used on all tops other than wood tops. Standard Insert color is Thunder Gray. For White Insert, specify White Insert; for Black Insert, specify Black Insert. Includes 6-ft UL Listed cord. 10-ft cord available upon request. Includes (1) Byrne Dean unit with duplex outlet and USB A+C combo. USB-A is 2.1 amps. USB-C is 10 watts. Byrne Dean unit color is Storm. The softplug option passes the NYC Electrical Code; the hardwire option is required on all furnishings in Chicago.

Lids for swivel units are 0.5-in thick with 0.4-in spacer.
** Stone and glass lids are 0.75-in thick.



Static



Power Option	Prefix Code	Outer Material /...Code...						
		Wood 1	Wood 2	Fenix®	OcuGlass	AcrylicSS	Quartz	Marble
5.5d Static Unit		...W1...	...W2...	...L...C...
• Static 54w 5.5d: Dean9 Insert36 Dean9	ELST554...	2914	3118	3048	—	3107	—	—
• Static 60w 5.5d: Dean9 Insert42 Dean9	ELST560...	2938	3144	3086	—	3152	—	—
• Static 66w 5.5d: Dean9 Insert48 Dean9	ELST566...	2961	3168	3127	—	3198	—	—
• Static 72w 5.5d: Dean9 Insert54 Dean9	ELST572...	2985	3194	3165	—	3245	—	—
• Static 78w 5.5d: Dean9 Insert60 Dean9	ELST578...	3010	3221	3205	—	3291	—	—
• Static 84w 5.5d: Dean9 Insert66 Dean9	ELST584...	3035	3247	3245	—	3336	—	—
9d Static Unit		...W1...	...W2...	...L...C...
• Static 54w 9d: Dean9 Insert36 Dean9	ELST954...	2966	3174	3190	—	3288	—	—
• Static 60w 9d: Dean9 Insert42 Dean9	ELST960...	2996	3206	3245	—	3354	—	—
• Static 66w 9d: Dean9 Insert48 Dean9	ELST966...	3026	3238	3299	—	3421	—	—
• Static 72w 9d: Dean9 Insert54 Dean9	ELST972...	3056	3270	3354	—	3487	—	—
• Static 78w 9d: Dean9 Insert60 Dean9	ELST978...	3086	3302	3409	—	3553	—	—
• Static 84w 9d: Dean9 Insert66 Dean9	ELST984...	3115	3333	3464	—	3618	—	—

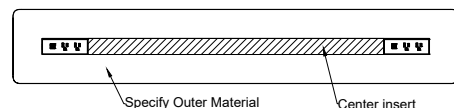
Power Supply Option: For softplug append suffix **...SP** and for hardwire append **...HW**

> To Order:

For product numbers, append the Outer Material Code to the Prefix Code and add the Power Supply suffix. For list price, read across from Prefix Code and down from Outer Material Code; price includes Power Supply option. Ex: For Wood1 Static Unit, 54w 5.5d, hardwire option, product number is ELST554W1HW; list price is \$2914.

! Notes:

Includes 6-ft UL Listed cord. 10-ft cord available upon request. Includes (2) Byrne Dean units with duplex outlet and USB A+C combo (5V, 2 AMP each). Byrne Dean unit color is black. Insert material is FenixNTM® Nero Ingo 0720 (black). The softplug option passes the NYC Electrical Code; the hardwire option is required on all furnishings in Chicago.



SURFACE POWER-DATA (cont.)

Power-Comm Recessed Consoles



Matching Veneer (13.8w 6.4d flush-to-surface)	Specify for Black	Specify for White	List \$
Interface G2 UT w/ 72-in Power Cord	Option GC	Option GCW	2146
Interface G2 UT for Hardwiring	Option GC-HW	Option GCW-HW	2603

Contains

- (4) AC-power outlets
- (1) convenience outlet
- (2) 2.1 amp USB
- (1) telecom plate w/ (2) RJ45 Cat 6 Data and HDMI connectors
- (2) Blank Telecom Plates.

Contact Customer Service for other telecom plate options.

Modules and face plates are black or white, as listed above; mounting is to sub-top.

Hinged wood top with matching veneer and finish; solid colors available.

Option GC includes a 6-foot UL-approved power cord.

Specify location and quantity; include a drawing with your purchase order.

Matching Veneer (8w 4.5d flush-to-surface)	Specify for Black	Specify for White	List \$
Interact G2 UT w/ 72-in Power Cord	Option GCS	Option GCSW	1213
Interact G2 UT for Hardwiring	Option GCS-HW	Option GCSW-HW	1299

Contains

- (2) AC-power outlets
- (1) convenience outlet
- (2) 2.1 amp USB
- (1) Blank Telecom Plate
- (2) RJ45 Cat 6 Data
- (2) Cord Pass-Throughs.

Contact Customer Service for other telecom plate options.

Modules and face plates are black or white, as listed above; mounting is to sub-top.

Hinged wood top with matching veneer and finish; solid colors available.

Option GCS includes a 6-foot UL-approved power cord.

Specify location and quantity; Include a drawing with your purchase order.

SURFACE POWER-DATA (cont.)

TAS Tech-Accessory System



	Modules w MRBAS Lid	w	2.8d	4.5h	ProductNo.	List \$
1	PowerData8	8.25			TTAA	2228
2	PowerData8-Tray8-(TTBE)*	16.25			TTAB	2360
3	(TTBE)*-UtilityBin8-Tray4-Tray2-Tray2	16.25			TTAC	1945

	Vent Grills, MRBAS Finish	w	2.8d	1.5h	ProductNo.	List \$
	Vent 16w	16			TTV16	863
4	Vent 24w	24			TTV24	970
	Vent 32w	32			TTV32	1187
	Vent 40w	40			TTV40	1730
	Vent 52w	52			TTV52	1840

	Parametric Width	w	d	h	Product Prefix	\$/Inch	\$ Minimum
5	Brush Grommet	2 to 72	2.8	2	TTBE	58	677
6	2.8d In-line Fixed Plate	2 to 72	2.8	0.25	TTBG	100	832
7	1.5d Tandem Fixed Plate	2 to 72	1.5	0.25	TTBF	83	674

+ Options/Parametrics:

Widths: 2-72. Append width to product prefix; multiply width by \$/Inch for list price (note \$ Minimum).

Units are softplug with a 72-in cord. For hardwire unit, specify HW; hardwire units have 72-in hardwire whip.

! Notes:

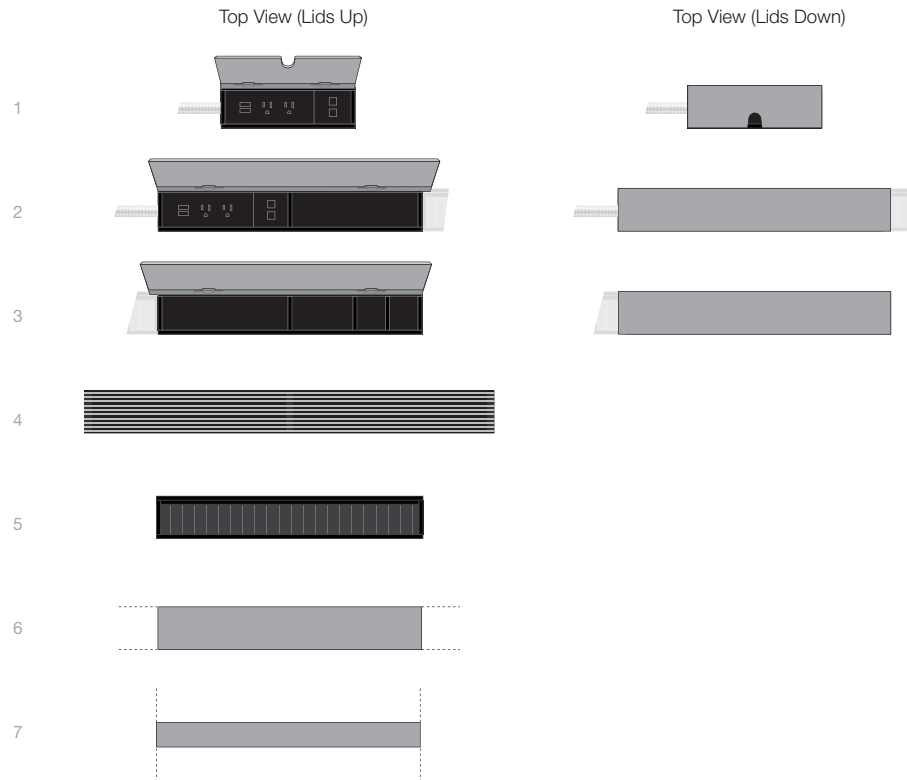
Use TTAA PowerData8, TTV Vents and TTBE Brush Grommets solo or in-series with other modules.

Lids and vents are MRBAS Resin Brushed Aluminum w Steel Tint; other components are MRG Resin Black.

Modules with PowerData8, TTAB and TTAC, includes duplex outlet, (1) USB-A (2.1 amps),

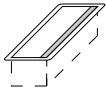
(1) USB-C (18 watts), (1) RJ45 Cat 6 with whip, and (1) HDMI with whip.

* TTAB and TTAC units have an overhanging lid, width is nominal; a TTBE Brush Grommet (any width) must be added on the side indicated.



SURFACE POWER-DATA (cont.)

Power-Comm Troughs, Single



Single Recessed Trough		# Doors	# Modules	MRSA Finish	List \$
Power-Comm Single Trough	7w	1	1	SYT.S00.007	2163
Power-Comm Single Trough	12w	1	1	SYT.S00.012	2204
Power-Comm Single Trough	18w	1	1	SYT.S00.018	2247
Power-Comm Single Trough	24w	1	1	SYT.S00.024	2317
Power-Comm Single Trough	30w	1	1	SYT.S00.030	2371
Power-Comm Single Trough	36w	2	2	SYT.S00.036	3357
Power-Comm Single Trough	42w	2	2	SYT.S00.042	3458
Power-Comm Single Trough	48w	2	2	SYT.S00.048	3626
Power-Comm Single Trough	54w	2	2	SYT.S00.054	3699
Power-Comm Single Trough	60w	2	2	SYT.S00.060	3793
Power-Comm Single Trough	66w	2	2	SYT.S00.066	3939
Power-Comm Single Trough	72w	3	3	SYT.S00.072	5141
Power-Comm Single Trough	78w	3	3	SYT.S00.078	5206
Power-Comm Single Trough	84w	3	3	SYT.S00.084	5271
Power-Comm Single Trough	90w	3	3	SYT.S00.090	5345
Power-Comm Single Trough	96w	3	3	SYT.S00.096	5434
Power-Comm Single Trough	102w	3	3	SYT.S00.102	5579
Power-Comm Single Trough	108w	4	4	SYT.S00.108	6433
Power-Comm Single Trough	114w	4	4	SYT.S00.114	6610
Power-Comm Single Trough	120w	4	4	SYT.S00.120	6879
Power-Comm Single Trough	126w	4	4	SYT.S00.126	6975
Power-Comm Single Trough	132w	4	4	SYT.S00.132	7047
Power-Comm Single Trough	144w	5	5	SYT.S00.144	7515
Power-Comm Single Trough	150w	5	5	SYT.S00.150	7694
Power-Comm Single Trough	156w	5	5	SYT.S00.156	7850
Power-Comm Single Trough	162w	5	5	SYT.S00.162	8875
Power-Comm Single Trough	168w	5	5	SYT.S00.168	9105
Power-Comm Single Trough	180w	6	6	SYT.S00.180	9582



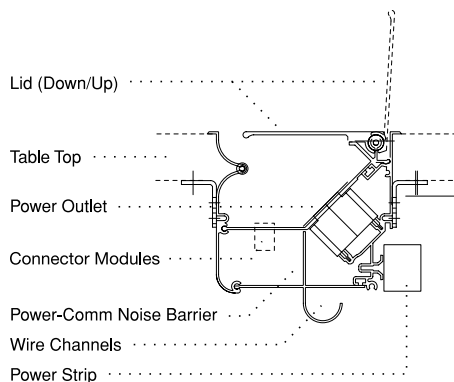
Notes:

Depth is 6.3 inches; width dimensions are 0.8 inches greater than nominal listings above.
 One grounded triplex outlet per door, on center; outlets have a 10 foot cord; UL-approved.
 Specify Connector Modules from following pages.
 Standard finish is MRSA Resin Satin Aluminum on lids and housing; see options below.

Optional Materials, Lids only:	Change 6th digit to:	Add, per lineal inch (w):
Frosted Glass	G	\$ 3
Silex Faux-Leather	L	\$ 8
Solid Surface (Avonite® Polaris)	C	\$ 7

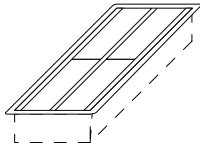
Optional Finish, Lids & Housing:	Specify:	Add, per lineal inch (w):
Brushed Nickel	Option BN	\$ 37

- For hard-wired troughs with duplex outlets, add HW to the product number; add \$537 per door.
 15 amp duplex
 - One Type-A Port and one Type-C Port; combined total of 5.1A of charging power
 - Type-A Port can charge maximum 2.4 Amps @ 5V
 - Type-C Port can charge maximum 3 Amps @ 5V




SURFACE POWER-DATA (cont.)

Power-Comm Troughs, Dual



Dual Recessed Trough		# Doors	# Modules	MRSA Finish	List \$
Power-Comm Dual Trough 7w		2	2	SYT.N00.007	3409
Power-Comm Dual Trough 12w		2	2	SYT.N00.012	3465
Power-Comm Dual Trough 18w		2	2	SYT.N00.018	3519
Power-Comm Dual Trough 24w		2	2	SYT.N00.024	3583
Power-Comm Dual Trough 30w		2	2	SYT.N00.030	3684
Power-Comm Dual Trough 36w		4	4	SYT.N00.036	5810
Power-Comm Dual Trough 42w		4	4	SYT.N00.042	5934
Power-Comm Dual Trough 48w		4	4	SYT.N00.048	6083
Power-Comm Dual Trough 54w		4	4	SYT.N00.054	6261
Power-Comm Dual Trough 60w		4	4	SYT.N00.060	6390
Power-Comm Dual Trough 66w		4	4	SYT.N00.066	6670
Power-Comm Dual Trough 72w		6	6	SYT.N00.072	8796
Power-Comm Dual Trough 78w		6	6	SYT.N00.078	8860
Power-Comm Dual Trough 84w		6	6	SYT.N00.084	8978
Power-Comm Dual Trough 90w		6	6	SYT.N00.090	9134
Power-Comm Dual Trough 96w		6	6	SYT.N00.096	9346
Power-Comm Dual Trough 102w		6	6	SYT.N00.102	9582
Power-Comm Dual Trough 108w		8	8	SYT.N00.108	11236
Power-Comm Dual Trough 114w		8	8	SYT.N00.114	11681
Power-Comm Dual Trough 120w		8	8	SYT.N00.120	12173
Power-Comm Dual Trough 126w		8	8	SYT.N00.126	12343
Power-Comm Dual Trough 132w		8	8	SYT.N00.132	12557
Power-Comm Dual Trough 144w		10	10	SYT.N00.144	14220
Power-Comm Dual Trough 150w		10	10	SYT.N00.150	14317
Power-Comm Dual Trough 156w		10	10	SYT.N00.156	14498
Power-Comm Dual Trough 162w		10	10	SYT.N00.162	14677
Power-Comm Dual Trough 168w		10	10	SYT.N00.168	14860
Power-Comm Dual Trough 180w		12	12	SYT.N00.180	17533



Notes:

Depth is 12.9 inches; width dimensions are 0.8 inches greater than nominal listings above. One grounded triplex outlet per door, on center; outlets have a 10 foot cord; UL-approved. Specify Connector Modules from following pages. Standard finish is MRSA Resin Satin Aluminum on lids and housing; see options below.

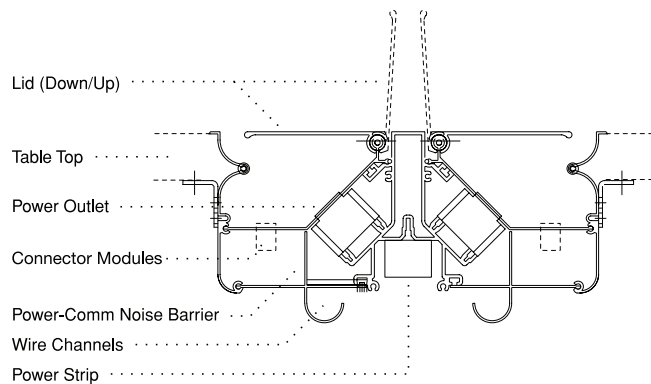
Optional Materials, Lids only:	Change 6th digit to:	Add, per lineal inch (w):
Frosted Glass	G	\$ 6
Silex Faux-Leather	L	\$ 16
Solid Surface (Avonite® Polaris)	C	\$ 14

Optional Finish, Lids & Housing:	Specify:	Add, per lineal inch (w):
Brushed Nickel	Option BN	\$ 75


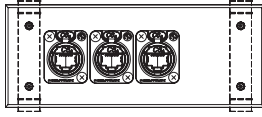
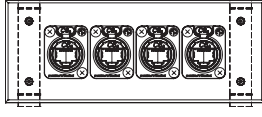
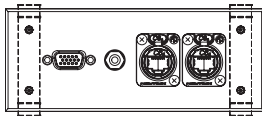

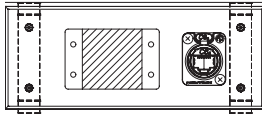
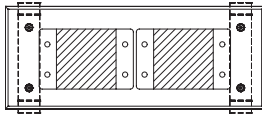
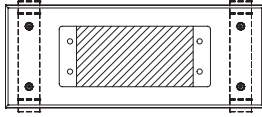

For hard-wired troughs with duplex outlets, add HW to the product number; add \$537 per door.

15 amp duplex

- One Type-A Port and one Type-C Port; combined total of 5.1A of charging power
- Type-A Port can charge maximum 2.4 Amps @ 5V
- Type-C Port can charge maximum 3 Amps @ 5V







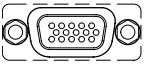


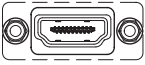
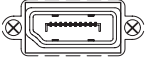




		POWER-COMM TROUGH CONNECTORS + PLATE	
		PRODUCT NO.	LIST \$
		COMPONENTS	
Preset Module 1	Dual RJ-45	MODULE1	364
	1 (blank) 2 Neutrik Cat6A RJ-45 (NE8FDX-P6-B) 3 Neutrik Cat6A RJ-45 (NE8FDX-P6-B) 4 (blank)		
Preset Module 2	Triple RJ-45	MODULE2	473
	1 Neutrik Cat6A RJ-45 (NE8FDX-P6-B) 2 Neutrik Cat6A RJ-45 (NE8FDX-P6-B) 3 Neutrik Cat6A RJ-45 (NE8FDX-P6-B) 4 (blank)		
Preset Module 3	Quad RJ-45	MODULE3	578
	1 Neutrik Cat6A RJ-45 (NE8FDX-P6-B) 2 Neutrik Cat6A RJ-45 (NE8FDX-P6-B) 3 Neutrik Cat6A RJ-45 (NE8FDX-P6-B) 4 Neutrik Cat6A RJ-45 (NE8FDX-P6-B)		
Preset Module 5	VGA and 3.5mm, Dual RJ-45	MODULE5	434
	1 RCI 15-Pin HD 2 3.5 mm Audio 3 Neutrik Cat6A RJ-45 (NE8FDX-P6-B) 4 Neutrik Cat6A RJ-45 (NE8FDX-P6-B)		
Preset Module 7	HDMI, Dual RJ-45	MODULE7	478
	1 Neutrik HDMI (NAHDMI-W-B) 2 Neutrik Cat6A RJ-45 (NE8FDX-P6-B) 3 Neutrik Cat6A RJ-45 (NE8FDX-P6-B)		
Preset Module 15	Dual Extron MAAP Opening, RJ-45	MODULE15	301
	1-3 Any (2) single MAAP plates or (1) Dual MAAP plate 4 Neutrik Cat6A RJ-45 (NE8FDX-P6-B)		
Preset Module 16	Two (2) Dual Extron MAAP Openings	MODULE16	306
	1-4 Any (2) single MAAP plates per cutout or (1) Dual MAAP Plate per cutout		
Preset Module 17	Two (2) Dual Extron AAP Openings	MODULE17	306
	1-4 Any (2) single AAP plates or (1) Dual AAP Plate		
Connector Module Plate	Plate Only	MODULEBLANK	153
	1-4 (Blank)		

All modules are 6 inches in width and are to be site-wired.
 List the modules in the order they are to be applied left-to-right.
 Use Connectors+Plate for Power-Comm Troughs.

ORDER CUSTOM MODULES BY ENTERING A CONNECTOR CODE FOR EACH POSITION AT RIGHT (ENTER 'B' FOR BLANK, ADD ZERO \$). INCLUDE A BLANK PLATE FROM PRIOR PAGE.



TOTAL COST IS THE SUM OF THE CONNECTOR \$ + BLANK PLATE \$:
 EXAMPLE: C37 - __ - C34 - C36 = \$268 (57 + 119 + 92), PLUS \$153 FOR PLATE.

	DESCRIPTION	CODE	LIST \$
Voice / Data 	Neutrik Cat6 RJ-45 (NE8FDV-Y110-B) 110 Punch Down	C28	140
	Neutrik Cat6A RJ-45 (NE8FDX-P6-B) Female-to-Female Pass-Thru	C30	214
VGA 	Calrad 15-Pin HD Female-to-Female Pass-Thru	C31	166
Audio 	3.5 mm Audio Female-to-Female Pass-Thru	C32	83
Video 	Neutrik HDMI (NAHDMI-W-B) Female-to-Female Pass-Thru	C33	217
	Archtec HDMI HDMI-to-Tail with 4-in whip	C34	119
	Calrad Display Port Female-to-Female Pass-Thru	C35	209
Computer 	Neutrik USB 2.0 Type A and B (NAUSB-W-B) Female-to-Female Feed-Thru	C36	92
Grommet 	3/4-in Grommet	C37	57
USB-A 	Byrne Dual USB-A Charging 2.1 amp per port 72-in cord	C38	296
USB-C 	Byrne USB-C Charging 60 watt power supply 72-in cord	C39	480

Introduction

Terms & Options

Power-Data

Casegoods

Andavi

Atheneum

Axis

Coda

Danza

Geneva

Uffizi

Uku

Reception

Arrive

Prima

Uffizi

Conference

Carina

Duende

Faraday

Geneva

Karo

Kredens

Meich

Nika

Oblique

Rhoi

Ribbon Table

Stillness

Tryg

Univers

 Advantage

 Coda-Vee

 Coda-Wire

 Coda-X

 Spyda

 Uffizi-Loop

 Zi-AD

Zi Training Tables

Lecterns

Markerboards

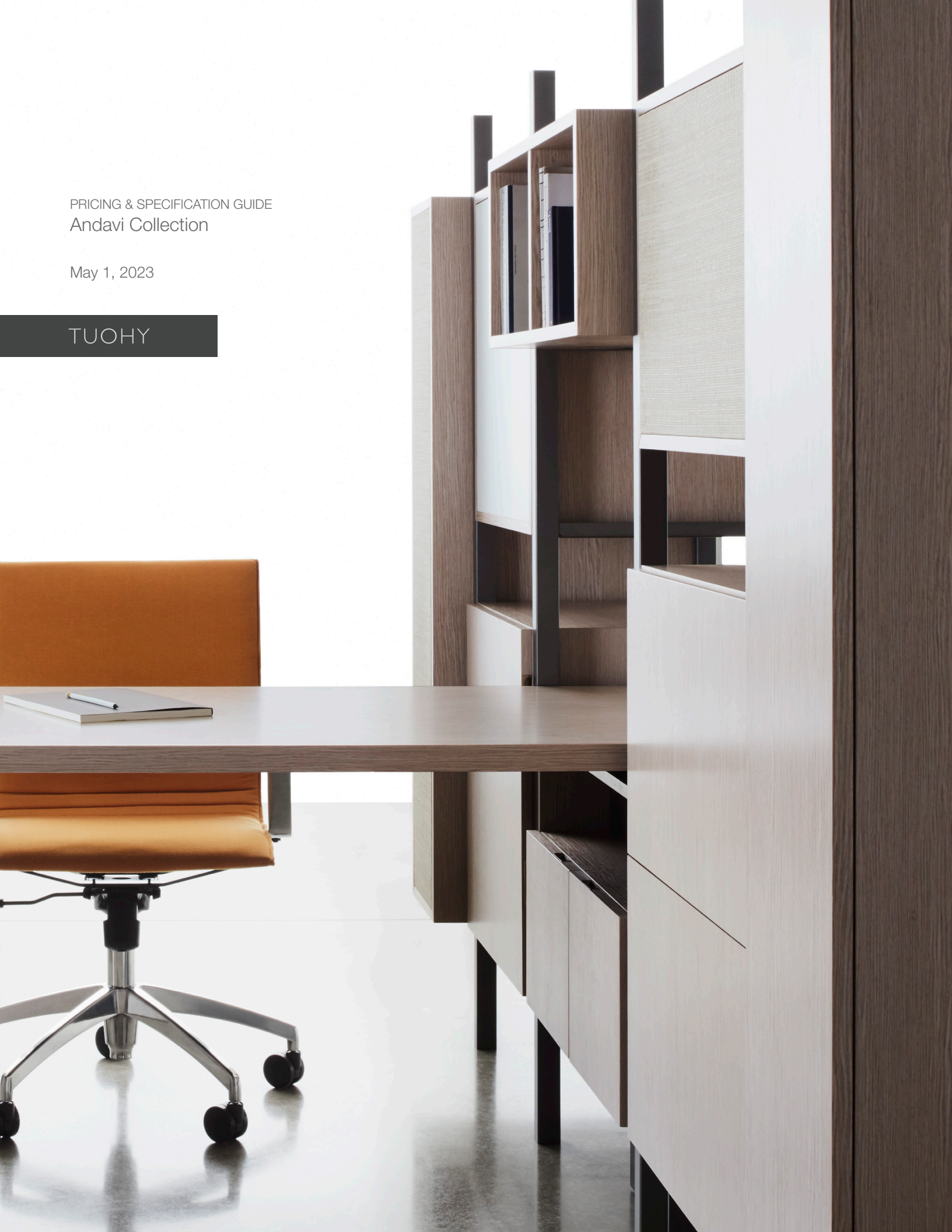
Seating

Occasional Tables

PRICING & SPECIFICATION GUIDE
Andavi Collection

May 1, 2023

TUOHY



Design: Annie Lee and David Rush

Casegoods: **Andavi**

Rules for Layout and Specification	AAN2
Drawer Layouts	AAN3
12w Sections	AAN4
18w Sections	AAN5
24w Sections	AAN6
30w Sections	AAN7



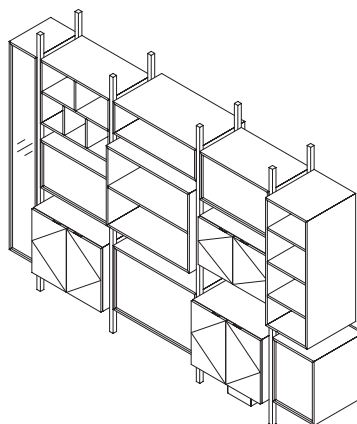
Rules for Layout and Specification:

- Specify entire unit starting with the left most section and going from top to bottom.
- Each section must contain the same width cabinets.
- Do not add the Post/Height cost for the last section, as the posts are not needed for the last section.
- Minimum gap between cabinets is 3-in
- Maximum gap between cabinets is 21-in.
- 96-in height allows 78-in of cabinet space; 69-in height allows 54-in of cabinet space.
- Storage cabinets are 9-in off the floor and 9-in below top of posts on the 96h, 9-in off the floor and 6-in below top of posts on the 69h.
- For end hanging cabinets use 12w or 18w only when facing front or back.
- Only 18w and 24w (18d only) cabinets can be used for end facing units.
- All end hanging cabinets must be taller than they are wide.
- 18d wardrobes will have a coat hook.
- 21d wardrobes will have a coat rod.
- Multiple depths can be used in the same section.
- Cabinets can be installed facing front or back.
- Overall units can be no less than 4 sections wide, and 96-in minimum width total.
- BPG is magnetic.
- All fabric is COM.
- All pricing is in Wood 1, For Wood 2 add 7%.
- Cabinets are finished all sides, mitre folded construction.
- Pulls are integrated into face; Finish is MRBAS, Metal Resin Brushed Aluminum w/ Steel Tint.
- Drawered pedestals can only be used in the lower part of a section.
- Electrical cabinets/Height Adjustable cabinets come with accessory outlets (3Duplex /1Duplex USB Charging).
- All electrical outlets are a hardwired, 2-circuit, 4-wire system.
- Do Not use two different height posts in the same run.
- Runoff can only be used with the electrical cabinet.
- Wire housings are only needed for covering the core drill not needed on every electrical cabinet.
- Specify single door cabinets/wardrobes with an [L] for left or [R] for right after Spec code for hinging.
- (M) denotes monitor-ready backs on 21d cabinets. Includes false back and wire chase; add (M) after spec code to designate cabinet.

How to Order Sections:

Specify the Post Prefix Code, code for Module, code for Center or Back material, and, if desired, code for Light. The price is the sum of the component prices for each. Example from listings on page AAN4:

Product number AND1296-ACXC-AGYF;
List Price is $851 + (2225 + 0) + (2927 + 219) = \6222 .



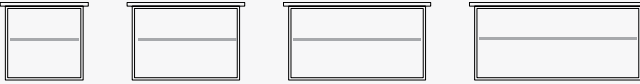
Drawer Layouts: Plan View

Slides: Under-Mount

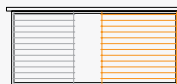

Pedestal Units 18d
Drawers 15d

18w 24w 30w 36w

Box Drawer w Divider


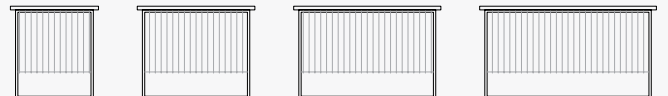
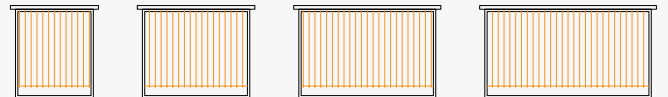
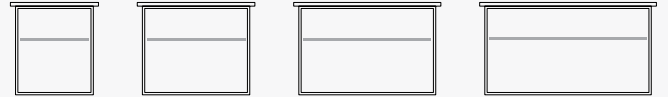


Lateral Filing



Pedestal Units 21d
Drawers 18d

18w 24w 30w 36w



A fine point for a quality casegood product is the inner drawer construction. Each TUOHY casegood offers you uncompromised excellence in this area as well. Drawer boxes are constructed with dovetail joinery for maximum durability. The drawer face is mounted separately to this box (i.e., five-sided construction) to maintain integrity.

Drawer bottoms are dadoed on all four sides. Slides for box drawers are rated at 100 pounds static load capacity; slides for file drawers are rated at a heavy duty 150 static load capacity. All slides are concealed, full extension and soft-close.

Box drawers have a removable divider. All file drawers have file frames for filing laterally or front-to-back, as depicted above. For Drawers for Lap Area, Drawer Pencil Tray, and Locks: See the Introduction/Terms-Options section of the Master Price List, page 12.

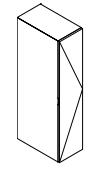
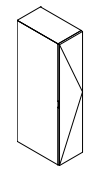
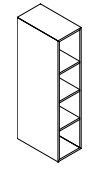
• Denotes item is illustrated.

— Legal Filing
— Letter Filing

12w Sections

Post/Height	Prefix Code	List \$
69	AND1269	720
96	AND1296	894

Module/Height	18d	List \$	21d	List \$	Center		Back Position			Fabric (by grade—use letter code F for all)																	yds	Optional Light
					Wood1	Wood1	GlassBP	COM	F1	F2	F3	F4	F5	F6	F7	F8	F9	F10	F11	F12	F13	F14	F15	F16	F17			
					C	W	G	F																				
Open Shelving																												
12	AAX	2061	AAY	2122	+0	+0	+119	+58	+125	+133	+142	+152	+163	+176	+190	+206	+224	+244	+266	+291	+319	+350	+385	+425	+469	1	+631	
18	ABX	2160	ABY	2232	+0	+0	+177	+83	+150	+158	+167	+177	+188	+201	+215	+231	+249	+269	+291	+316	+344	+375	+410	+450	+494	1	+631	
24	ACX	2336	ACY	2437	+0	+0	+235	+113	+180	+188	+197	+207	+218	+231	+245	+261	+279	+299	+321	+346	+374	+405	+440	+480	+524	1	+688	
30	ADX	2447	ADY	2544	+0	+0	+297	+141	+208	+216	+225	+235	+246	+259	+273	+289	+307	+327	+349	+374	+402	+433	+468	+508	+552	1	+688	
36	AEX	2624	AEY	2759	+0	+0	+355	+171	+305	+321	+339	+359	+381	+407	+435	+467	+503	+543	+587	+637	+693	+755	+825	+905	+993	2	+747	
42	AFX	2724	AFY	2869	+0	+0	+413	+197	+331	+347	+365	+385	+407	+433	+461	+493	+529	+569	+613	+663	+719	+781	+851	+931	+1019	2	+747	
48	AGX	2900	AGY	3073	+0	+0	+475	+230	+364	+380	+398	+418	+440	+466	+494	+526	+562	+602	+646	+696	+752	+814	+884	+964	+1052	2	+804	
• 54	AHX	3232	AHY	3413	+0	+0	+532	+255	+389	+405	+423	+443	+465	+491	+519	+551	+587	+627	+671	+721	+777	+839	+909	+989	+1077	2	+804	
60	AJX	3408	AJY	3616	+0	+0	+590	+288	+422	+438	+456	+476	+498	+524	+552	+584	+620	+660	+704	+754	+810	+872	+942	+1022	+1110	2	+861	
78	AMX	3705	AMY	3956	+0	+0	+767	+371	+572	+596	+623	+653	+686	+725	+767	+815	+869	+929	+995	+1070	+1154	+1247	+1352	+1472	+1604	3	+861	
Cabinet Shelving																												
18	EBX	2388	EBY	2460	+0	+0	+177	+83	+150	+158	+167	+177	+188	+201	+215	+231	+249	+269	+291	+316	+344	+375	+410	+450	+494	1	—	
24	ECX	2590	ECY	2690	+0	+0	+235	+113	+180	+188	+197	+207	+218	+231	+245	+261	+279	+299	+321	+346	+374	+405	+440	+480	+524	1	—	
30	EDX	2737	EDY	2825	+0	+0	+297	+141	+208	+216	+225	+235	+246	+259	+273	+289	+307	+327	+349	+374	+402	+433	+468	+508	+552	1	—	
36	EEX	2940	EEY	3075	+0	+0	+355	+171	+338	+346	+355	+365	+376	+389	+403	+419	+437	+457	+481	+509	+538	+568	+600	+634	+670	1	—	
42	EFX	3066	EFY	3212	+0	+0	+413	+197	+331	+347	+365	+385	+407	+433	+461	+493	+529	+569	+613	+663	+719	+781	+851	+931	+1019	2	—	
48	EGX	3280	EGY	3453	+0	+0	+475	+230	+364	+380	+398	+418	+440	+466	+494	+526	+562	+602	+646	+696	+752	+814	+884	+964	+1052	2	—	
• 54	EHX	3397	EHY	3577	+0	+0	+532	+255	+389	+405	+423	+443	+465	+491	+519	+551	+587	+627	+671	+721	+777	+839	+909	+989	+1077	2	—	
60	EJX	3598	EJY	3807	+0	+0	+590	+288	+422	+438	+456	+476	+498	+524	+552	+584	+620	+660	+704	+754	+810	+872	+942	+1022	+1110	2	—	
78	EMX	3986	EMY	4235	+0	+0	+767	+371	+572	+596	+623	+653	+686	+725	+767	+815	+869	+929	+995	+1070	+1154	+1247	+1352	+1472	+1604	3	—	
Wardrobe																												
• 54	—	—	FHY	3274	—	+0	+532	+255	+389	+405	+423	+443	+465	+491	+519	+551	+587	+627	+671	+721	+777	+839	+909	+989	+1077	2	—	
60	—	—	FJY	3478	—	+0	+590	+288	+422	+438	+456	+476	+498	+524	+552	+584	+620	+660	+704	+754	+810	+872	+942	+1022	+1110	2	—	
78	—	—	FMY	3920	—	+0	+767	+371	+572	+596	+623	+653	+686	+725	+767	+815	+869	+929	+995	+1070	+1154	+1247	+1352	+1472	+1604	3	—	



+ Options:
 Standard Post metal finish is MRTG Resin Thunder Gray. For Resin Satin Aluminum, specify MRSA;
 for Resin Black, specify MRB; for Resin White, specify MRW.
 Specify Back-Painted Glass (GlassBP) color: S.BLK Black or S.BWT White; custom colors on a project basis.
 For Locks, specify LD for door locks, add \$216.
 Specify single door cabinets/wardrobes with an [L] for left or [R] for right after Spec code for hinging.

See Rules for Layout and Specification on page AAN3.

> How to Order Sections:
 Specify the Post Prefix Code, code for Module, code for Center or Back material, and, if desired, code for Light.
 The price is the sum of the component prices for each. Example: Product number AND1296-ACXC-AGYF;
 List Price is 894 + (2336+0) + (3073+230) = \$6533



24w Sections

Post/Height	Prefix Code	List \$
69	AND2469	796
96	AND2496	890

Module/Height	18d	List \$	21d	List \$	Center Wood1	Back Position		Fabric (by grade—use letter code F for all)																	yds	Optional Light	
						Wood1	GlassBP	COM																			
								C	W	G	F1	F2	F3	F4	F5	F6	F7	F8	F9	F10	F11	F12	F13	F14			F15
Open Shelving																											
12—1x1	AAX	2259	AAY	2342	+0	+0	+235	+113	+180	+188	+197	+207	+218	+231	+245	+261	+279	+299	+321	+346	+374	+405	+440	+480	+524	1	+911
18—1x1	ABX	2380	ABY	2473	+0	+0	+355	+171	+238	+246	+255	+265	+276	+289	+303	+319	+337	+357	+379	+404	+432	+463	+498	+538	+582	1	+911
24—2x1	ACX	2654	ACY	2812	+0	+0	+475	+230	+297	+305	+314	+324	+335	+348	+362	+378	+396	+416	+438	+463	+491	+522	+557	+597	+641	1	+1007
30—2x1	ADX	2786	ADY	2943	+0	+0	+590	+288	+355	+363	+372	+382	+393	+406	+420	+436	+454	+474	+496	+521	+549	+580	+615	+655	+699	1	+1007
36—3x1	AEX	3057	AEY	3287	+0	+0	+709	+343	+477	+493	+511	+531	+553	+579	+607	+639	+675	+715	+759	+809	+865	+927	+997	+1077	+1165	2	+1099
42—3x1	AFX	3182	AFY	3423	+0	+0	+828	+401	+535	+551	+569	+589	+611	+637	+665	+697	+733	+773	+817	+867	+923	+985	+1055	+1135	+1223	2	+1099
48—4x1	AGX	3453	AGY	3755	+0	+0	+944	+459	+593	+609	+627	+647	+669	+695	+723	+755	+791	+831	+875	+925	+981	+1043	+1113	+1193	+1281	2	+1194
• 54—4x1	AHX	3808	AHY	3885	+0	+0	+1065	+510	+644	+660	+678	+698	+720	+746	+774	+806	+842	+882	+926	+976	+1032	+1094	+1164	+1244	+1332	2	+1194
60—5x1	AJX	4086	AJY	4225	+0	+0	+1183	+568	+702	+718	+736	+756	+778	+804	+832	+864	+900	+940	+984	+1034	+1090	+1152	+1222	+1302	+1390	2	+1288
78—6x1	AMX	4451	AMY	4633	+0	+0	+1532	+740	+941	+965	+992	+1022	+1055	+1094	+1136	+1184	+1238	+1298	+1364	+1439	+1523	+1616	+1721	+1841	+1973	3	+1288
Open Cubbies																											
12—1x2	BAX	2336	BAY	2437	+0	+0	+235	+113	+180	+188	+197	+207	+218	+231	+245	+261	+279	+299	+321	+346	+374	+405	+440	+480	+524	1	+911
18—1x2	BBX	2494	BBY	2608	+0	+0	+355	+171	+238	+246	+255	+265	+276	+289	+303	+319	+337	+357	+379	+404	+432	+463	+498	+538	+582	1	+911
24—2x2	BCX	2808	BCY	2963	+0	+0	+475	+230	+297	+305	+314	+324	+335	+348	+362	+378	+396	+416	+438	+463	+491	+522	+557	+597	+641	1	+911
30—2x2	BDX	2979	BDY	3156	+0	+0	+590	+288	+355	+363	+372	+382	+393	+406	+420	+436	+454	+474	+496	+521	+549	+580	+615	+655	+699	1	+911
36—3x2	BEX	3305	BEY	3521	+0	+0	+709	+343	+477	+493	+511	+531	+553	+579	+607	+639	+675	+715	+759	+809	+865	+927	+997	+1077	+1165	2	+911
• 42—3x2	BFX	3468	BFY	3698	+0	+0	+828	+401	+535	+551	+569	+589	+611	+637	+665	+697	+733	+773	+817	+867	+923	+985	+1055	+1135	+1223	2	+911
48—4x2	BGX	3777	BGY	4048	+0	+0	+944	+459	+593	+609	+627	+647	+669	+695	+723	+755	+791	+831	+875	+925	+981	+1043	+1113	+1193	+1281	2	+911
Cabinet Shelving																											
30	EDX	3185	EDY	3341	+0	+0	+590	+288	+355	+363	+372	+382	+393	+406	+420	+436	+454	+474	+496	+521	+549	+580	+615	+655	+699	1	—
36	EEH	3513	EEY	3743	+0	+0	+709	+343	+477	+493	+511	+531	+553	+579	+607	+639	+675	+715	+759	+809	+865	+927	+997	+1077	+1165	2	—
42	EFX	3691	EFY	3932	+0	+0	+828	+401	+535	+551	+569	+589	+611	+637	+665	+697	+733	+773	+817	+867	+923	+985	+1055	+1135	+1223	2	—
48	EGX	4455	EGY	4311	+0	+0	+944	+459	+593	+609	+627	+647	+669	+695	+723	+755	+791	+831	+875	+925	+981	+1043	+1113	+1193	+1281	2	—
• 54	EHX	4451	EHY	4764	+0	+0	+1065	+510	+644	+660	+678	+698	+720	+746	+774	+806	+842	+882	+926	+976	+1032	+1094	+1164	+1244	+1332	2	—
60	EJX	4790	EJY	5167	+0	+0	+1183	+568	+702	+718	+736	+756	+778	+804	+832	+864	+900	+940	+984	+1034	+1090	+1152	+1222	+1302	+1390	2	—
78	EMX	5301	EMY	5717	+0	+0	+1532	+740	+941	+965	+992	+1022	+1055	+1094	+1136	+1184	+1238	+1298	+1364	+1439	+1523	+1616	+1721	+1841	+1973	3	—
Wardrobe																											
• 54	FHX	3942	FHY	4098	—	+0	+1065	+510	+644	+660	+678	+698	+720	+746	+774	+806	+842	+882	+926	+976	+1032	+1094	+1164	+1244	+1332	2	—
60	FJX	4421	FJY	4692	—	+0	+1183	+568	+702	+718	+736	+756	+778	+804	+832	+864	+900	+940	+984	+1034	+1090	+1152	+1222	+1302	+1390	2	—
78	FMX	4942	FMY	5256	—	+0	+1532	+740	+941	+965	+992	+1022	+1055	+1094	+1136	+1184	+1238	+1298	+1364	+1439	+1523	+1616	+1721	+1841	+1973	3	—
Wardrobe/Shelving																											
• 54	—	—	SHY	4970	—	+0	+1065	+510	+644	+660	+678	+698	+720	+746	+774	+806	+842	+882	+926	+976	+1032	+1094	+1164	+1244	+1332	2	—
60	—	—	SJY	5408	—	+0	+1183	+568	+702	+718	+736	+756	+778	+804	+832	+864	+900	+940	+984	+1034	+1090	+1152	+1222	+1302	+1390	2	—
78	—	—	SMY	6102	—	+0	+1532	+740	+941	+965	+992	+1022	+1055	+1094	+1136	+1184	+1238	+1298	+1364	+1439	+1523	+1616	+1721	+1841	+1973	3	—
Bi-Directional Wardrobe																											
• 54	—	—	GHY	4907	—	+0	+1065	+510	+644	+660	+678	+698	+720	+746	+774	+806	+842	+882	+926	+976	+1032	+1094	+1164	+1244	+1332	2	—
60	—	—	GJY	5552	—	+0	+1183	+568	+702	+718	+736	+756	+778	+804	+832	+864	+900	+940	+984	+1034	+1090	+1152	+1222	+1302	+1390	2	—
78	—	—	GMY	6259	—	+0	+1532	+740	+941	+965	+992	+1022	+1055	+1094	+1136	+1184	+1238	+1298	+1364	+1439	+1523	+1616	+1721	+1841	+1973	3	—
Pedestals																											
24 (Box/File)	HCX	3353	HCY	3523	—	+0	+475	+230	+297	+305	+314	+324	+335	+348	+362	+378	+396	+416	+438	+463	+491	+522	+557	+597	+641	1	—
• 30 (Box/Box/File)	HDX	3767	HDY	3944	—	+0	+590	+288	+355	+363	+372	+382	+393	+406	+420	+436	+454	+474	+496	+521	+549	+580	+615	+655	+699	1	—
30 (File/File)	HRX	3568	HRY	3800	—	+0	+590	+288	+355	+363	+372	+382	+393	+406	+420	+436	+454	+474	+496	+521	+549	+580	+615	+655	+699	1	—

+ Options:
 Standard Post metal finish is MRTG Resin Thunder Gray. For Resin Satin Aluminum, specify MRSA; for Resin Black, specify MRB; for Resin White, specify MRW.
 Specify Back-Painted Glass (GlassBP) color: S.BLK Black or S.BWT White; custom colors on a project basis.
 For Locks, specify LD for door locks, add \$216; specify LG for drawer locks, add \$299.
 Specify single door cabinets/wardrobes with an [L] for left or [R] for right after Spec code for hinging.

See Rules for Layout and Specification on page AAN3..



30w Sections

Post/Height	Prefix Code	List \$
69	AND3069	803
96	AND3096	895

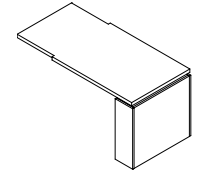
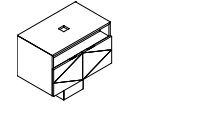
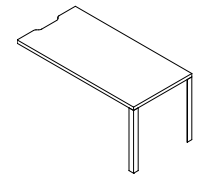
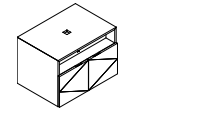
Module/Height	18d	List \$	21d	List \$	Center Wood1	Back Position			Fabric (by grade—use letter code F for all)																	yds	Optional Light
						Wood1	GlassBP	G	COM																		
									C	W	F1	F2	F3	F4	F5	F6	F7	F8	F9	F10	F11	F12	F13	F14	F15		
Open Shelving																											
12—1x1	AAX	2369	AAY	2452	+0	+0	+297	+141	+208	+216	+225	+235	+246	+259	+273	+289	+307	+327	+349	+374	+402	+433	+468	+508	+552	1	+911
18—1x1	ABX	2504	ABY	2599	+0	+0	+444	+214	+281	+289	+298	+308	+319	+332	+346	+362	+380	+400	+422	+447	+475	+506	+541	+581	+625	1	+911
24—2x1	ACX	2826	ACY	2987	+0	+0	+590	+288	+355	+363	+372	+382	+393	+406	+420	+436	+454	+474	+496	+521	+549	+580	+615	+655	+699	1	+1033
30—2x1	ADX	2974	ADY	3134	+0	+0	+740	+355	+422	+430	+439	+449	+460	+473	+487	+503	+521	+541	+563	+588	+616	+647	+682	+722	+766	1	+1033
36—3x1	AEX	3297	AEY	3536	+0	+0	+887	+427	+561	+577	+595	+615	+637	+663	+691	+723	+759	+799	+843	+893	+949	+1011	+1081	+1161	+1249	2	+1152
42—3x1	AFX	3432	AFY	3682	+0	+0	+1033	+502	+636	+652	+670	+690	+712	+738	+766	+798	+834	+874	+918	+968	+1024	+1086	+1156	+1236	+1324	2	+1152
• 48—4x1	AGX	3755	AGY	4074	+0	+0	+1183	+568	+702	+718	+736	+756	+778	+804	+832	+864	+900	+940	+984	+1034	+1090	+1152	+1222	+1302	+1390	2	+1272
54—4x1	AHX	4128	AHY	4455	+0	+0	+1329	+643	+777	+793	+811	+831	+853	+879	+907	+939	+975	+1015	+1059	+1109	+1165	+1227	+1297	+1377	+1465	2	+1272
60—5x1	AJX	4451	AJY	4847	+0	+0	+1474	+714	+848	+864	+882	+902	+924	+950	+978	+1010	+1046	+1086	+1130	+1180	+1236	+1298	+1368	+1448	+1536	2	+1391
78—6x1	AMX	4852	AMY	5290	+0	+0	+1919	+928	+1129	+1153	+1180	+1210	+1243	+1282	+1324	+1372	+1426	+1486	+1552	+1627	+1711	+1804	+1909	+2029	+2161	3	+1391
Open Cubbies																											
12—1x2	BAX	2447	BAY	2544	+0	+0	+297	+141	+208	+216	+225	+235	+246	+259	+273	+289	+307	+327	+349	+374	+402	+433	+468	+508	+552	1	+911
18—1x2	BBX	2619	BBY	2733	+0	+0	+444	+214	+281	+289	+298	+308	+319	+332	+346	+362	+380	+400	+422	+447	+475	+506	+541	+581	+625	1	+911
24—2x2	BCX	2979	BCY	3165	+0	+0	+590	+288	+355	+363	+372	+382	+393	+406	+420	+436	+454	+474	+496	+521	+549	+580	+615	+655	+699	1	+911
30—2x2	BDX	3165	BDY	3354	+0	+0	+740	+355	+422	+430	+439	+449	+460	+473	+487	+503	+521	+541	+563	+588	+616	+647	+682	+722	+766	1	+911
36—3x2	BEX	3547	BEY	3824	+0	+0	+887	+427	+561	+577	+595	+615	+637	+663	+691	+723	+759	+799	+843	+893	+949	+1011	+1081	+1161	+1249	2	+911
42—3x2	BFX	3719	BFY	4010	+0	+0	+1033	+502	+636	+652	+670	+690	+712	+738	+766	+798	+834	+874	+918	+968	+1024	+1086	+1156	+1236	+1324	2	+911
• 48—4x2	BGX	4079	BGY	4445	+0	+0	+1183	+568	+702	+718	+736	+756	+778	+804	+832	+864	+900	+940	+984	+1034	+1090	+1152	+1222	+1302	+1390	2	+911
Open Cubbies																											
12—1x3	CAX	2525	CAY	2639	+0	+0	+297	+141	+208	+216	+225	+235	+246	+259	+273	+289	+307	+327	+349	+374	+402	+433	+468	+508	+552	1	+1255
18—1x3 (M)	CBX	2733	CBY	2869	+0	+0	+444	+214	+281	+289	+298	+308	+319	+332	+346	+362	+380	+400	+422	+447	+475	+506	+541	+581	+625	1	+1255
• 24—1x3	CCX	2937	CCY	3092	+0	+0	+590	+288	+355	+363	+372	+382	+393	+406	+420	+436	+454	+474	+496	+521	+549	+580	+615	+655	+699	1	+1255
Open Cubbies																											
24—2/3	DCX	3062	DCY	3270	+0	+0	+590	+288	+355	+363	+372	+382	+393	+406	+420	+436	+454	+474	+496	+521	+549	+580	+615	+655	+699	1	+911
• 24—3/2	DDX	3062	DDY	3270	+0	+0	+590	+288	+355	+363	+372	+382	+393	+406	+420	+436	+454	+474	+496	+521	+549	+580	+615	+655	+699	1	+1255
Cabinet Shelving																											
18	EBX	3120	EBY	3270	+0	+0	+444	+214	+281	+289	+298	+308	+319	+332	+346	+362	+380	+400	+422	+447	+475	+506	+541	+581	+625	1	—
24 (M)	ECX	3305	ECY	3468	+0	+0	+590	+288	+355	+363	+372	+382	+393	+406	+420	+436	+454	+474	+496	+521	+549	+580	+615	+655	+699	1	—
30 (M)	EDX	3515	EDY	3677	+0	+0	+740	+355	+422	+430	+439	+449	+460	+473	+487	+503	+521	+541	+563	+588	+616	+647	+682	+722	+766	1	—
• 36 (M)	EEX	3919	EEY	4136	+0	+0	+887	+427	+561	+577	+595	+615	+637	+663	+691	+723	+759	+799	+843	+893	+949	+1011	+1081	+1161	+1249	2	—
42	EFX	4118	EFY	4367	+0	+0	+1033	+502	+636	+652	+670	+690	+712	+738	+766	+798	+834	+874	+918	+968	+1024	+1086	+1156	+1236	+1324	2	—
48	EGX	4521	EGY	4837	+0	+0	+1183	+568	+702	+718	+736	+756	+778	+804	+832	+864	+900	+940	+984	+1034	+1090	+1152	+1222	+1302	+1390	2	—
Wardrobe/Shelving																											
• 54	SHX	5115	SHY	5385	—	+0	+1329	+643	+777	+793	+811	+831	+853	+879	+907	+939	+975	+1015	+1059	+1109	+1165	+1227	+1297	+1377	+1465	2	—
60	SJX	5706	SJY	6054	—	+0	+1474	+714	+848	+864	+882	+902	+924	+950	+978	+1010	+1046	+1086	+1130	+1180	+1236	+1298	+1368	+1448	+1536	2	—
78	SMX	6422	SMY	6833	—	+0	+1919	+928	+1129	+1153	+1180	+1210	+1243	+1282	+1324	+1372	+1426	+1486	+1552	+1627	+1711	+1804	+1909	+2029	+2161	3	—
Bi-Directional Wardrobe																											
• 54	—	—	GHY	5247	—	+0	+1329	+643	+777	+793	+811	+831	+853	+879	+907	+939	+975	+1015	+1059	+1109	+1165	+1227	+1297	+1377	+1465	2	—
60	—	—	GJY	6011	—	+0	+1474	+714	+848	+864	+882	+902	+924	+950	+978	+1010	+1046	+1086	+1130	+1180	+1236	+1298	+1368	+1448	+1536	2	—
78	—	—	GMY	6788	—	+0	+1919	+928	+1129	+1153	+1180	+1210	+1243	+1282	+1324	+1372	+1426	+1486	+1552	+1627	+1711	+1804	+1909	+2029	+2161	3	—
Pedestals																											
• 24 (Box/File)	HCX	3574	HCY	3752	—	+0	+590	+288	+355	+363	+372	+382	+393	+406	+420	+436	+454	+474	+496	+521	+549	+580	+615	+655	+699	1	—
30 (Box/Box/File)	HDX	4136	HDY	4217	—	+0	+740	+355	+489	+505	+523	+543	+565	+591	+619	+651	+687	+727	+771	+821	+877	+939	+1009	+1089	+1177	2	—
30 (File/File)	HRX	3956	HRY	4079	—	+0	+740	+355	+489	+505	+523	+543	+565	+591	+619	+651	+687	+727	+771	+821	+877	+939	+1009	+1089	+1177	2	—

(Please continue to the next page)



30w Sections (cont.)

Module/Height	18d	List \$	21d	List \$	Center Wood1	Back Position		Fabric (by grade—use letter code F for all)																	Optional Light		
						Wood1	GlassBP	COM																			
								C	W	G	F1	F2	F3	F4	F5	F6	F7	F8	F9	F10	F11	F12	F13	F14		F15	F16
Electrical Cabinet	JVX	3681	JVY	3789	+698	+0	+444	+214	+281	+289	+298	+308	+319	+332	+346	+362	+380	+400	+422	+447	+475	+506	+541	+581	+625	1	—
Double Cabinet	WHS	711	WHS	711																							
Wire Housing																											
Runoff																											
42w 29.5h	KFZ	2306																									
48w 29.5h	KDZ	2352																									
54w 29.5h	KHZ	2396																									
60w 29.5h	KJZ	2809																									
66w 29.5h	KKZ	2854																									
72w 29.5h	KLZ	2901																									
78w 29.5h	KMZ	2948																									
Height Adjustable Cabinet	LVX	4280	—	—	—	+0	+444	+214	+281	+289	+298	+308	+319	+332	+346	+362	+380	+400	+422	+447	+475	+506	+541	+581	+625	1	—
Double Cabinet																											
Runoff, Adjustable Height																											
60w (18+42) 29.5h	MFZ	5681																									
66w (18+48) 29.5h	MGZ	5727																									
72w (18+54) 29.5h	MHZ	5773																									
78w (18+60) 29.5h	MJZ	5820																									
84w (18+66) 29.5h	MKZ	5865																									
90w (18+72) 29.5h	MLZ	5913																									



+ Options:
 Standard Post metal finish is MRTG Resin Thunder Gray. For Resin Satin Aluminum, specify MRSA; for Resin Black, specify MRB; for Resin White, specify MRW.
 Specify Back-Painted Glass (GlassBP) color: S.BLK Black or S.BWT White; custom colors on a project basis.
 For Locks, specify LD for door locks, add \$216.

See Rules for Layout and Specification on page AAN3.

36w Sections

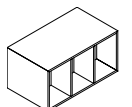
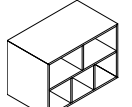
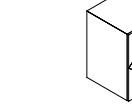
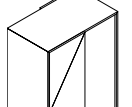
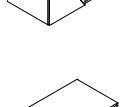
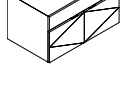

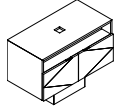
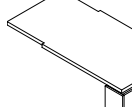
Post/Height	Prefix Code	List \$
69	AND3669	815
96	AND3696	909

Module/Height	18d	List \$	21d	List \$	Center Wood1	Back Position		Fabric (by grade—use letter code F for all)																	Optional Light		
						Wood1	GlassBP	COM																			
								C	W	G	F1	F2	F3	F4	F5	F6	F7	F8	F9	F10	F11	F12	F13	F14		F15	F16
Open Shelving																											
12—1x1	AAX	2469	AAY	2571	+0	+0	+355	+171	+238	+246	+255	+265	+276	+289	+303	+319	+337	+357	+379	+404	+432	+463	+498	+538	+582	1	+911
18—1x1	ABX	2615	ABY	2729	+0	+0	+532	+255	+322	+330	+339	+349	+360	+373	+387	+403	+421	+441	+463	+488	+516	+547	+582	+622	+666	1	+911
24—2x1	ACX	2984	ACY	3178	+0	+0	+709	+343	+410	+418	+427	+437	+448	+461	+475	+491	+509	+529	+551	+576	+604	+635	+670	+710	+754	1	+1033
30—2x1	ADX	3141	ADY	3333	+0	+0	+887	+427	+494	+502	+511	+521	+532	+545	+559	+575	+593	+613	+635	+660	+688	+719	+754	+794	+838	1	+1033
36—3x1	AEX	3515	AEY	3797	+0	+0	+1065	+510	+644	+660	+678	+698	+720	+746	+774	+806	+842	+882	+926	+976	+1032	+1094	+1164	+1244	+1332	2	+1152
• 42—3x1	AFX	3661	AFY	3952	+0	+0	+1240	+599	+733	+749	+767	+787	+809	+835	+863	+895	+931	+971	+1015	+1065	+1121	+1183	+1253	+1333	+1421	2	+1152
48—4x1	AGX	4037	AGY	4408	+0	+0	+1418	+681	+815	+831	+849	+869	+891	+917	+945	+977	+1013	+1053	+1097	+1147	+1203	+1265	+1335	+1415	+1503	2	+1272
Open Cubbies																											
12—1x2	BAX	2544	BAY	2650	+0	+0	+355	+171	+238	+246	+255	+265	+276	+289	+303	+319	+337	+357	+379	+404	+432	+463	+498	+538	+582	1	+911
18—1x2	BBX	2729	BBY	2843	+0	+0	+532	+255	+322	+330	+339	+349	+360	+373	+387	+403	+421	+441	+463	+488	+516	+547	+582	+622	+666	1	+911
24—2x2	BCX	3134	BCY	3327	+0	+0	+709	+343	+410	+418	+427	+437	+448	+461	+475	+491	+509	+529	+551	+576	+604	+635	+670	+710	+754	1	+911
30—2x2	BDX	3333	BDY	3527	+0	+0	+887	+427	+494	+502	+511	+521	+532	+545	+559	+575	+593	+613	+635	+660	+688	+719	+754	+794	+838	1	+911
36—3x2	BEX	3765	BEY	4026	+0	+0	+1065	+510	+644	+660	+678	+698	+720	+746	+774	+806	+842	+882	+926	+976	+1032	+1094	+1164	+1244	+1332	2	+911
• 42—3x2	BFX	3948	BFY	4219	+0	+0	+1240	+599	+733	+749	+767	+787	+809	+835	+863	+895	+931	+971	+1015	+1065	+1121	+1183	+1253	+1333	+1421	2	+911
48—4x2	BGX	4362	BGY	4710	+0	+0	+1418	+681	+815	+831	+849	+869	+891	+917	+945	+977	+1013	+1053	+1097	+1147	+1203	+1265	+1335	+1415	+1503	2	+911

(Please continue to the next page)



36w Sections (cont.)

Module/Height	18d	List \$	21d	List \$	Center Wood1	Back Position		Fabric (by grade—use letter code F for all)																	Optional Light		
						Wood1	GlassBP	COM																			
								C	W	G	F	F1	F2	F3	F4	F5	F6	F7	F8	F9	F10	F11	F12	F13		F14	F15
 Open Cubbies 12 • 18 (M) 24	CAX	2624	CAY	2759	+0	+0	+355	+171	+238	+246	+255	+265	+276	+289	+303	+319	+337	+357	+379	+404	+432	+463	+498	+538	+582	1	+1255
	CBX	2843	CBY	3001	+0	+0	+532	+255	+322	+330	+339	+349	+360	+373	+387	+403	+421	+441	+463	+488	+516	+547	+582	+622	+666	1	+1255
	CCX	3057	CCY	3234	+0	+0	+709	+343	+410	+418	+427	+437	+448	+461	+475	+491	+509	+529	+551	+576	+604	+635	+670	+710	+754	1	+1255
 Open Cubbies • 24—2/3 24—3/2	DCX	3217	DCY	3459	+0	+0	+709	+343	+410	+418	+427	+437	+448	+461	+475	+491	+509	+529	+551	+576	+604	+635	+670	+710	+754	1	+911
	DDX	3217	DDY	3459	+0	+0	+709	+343	+410	+418	+427	+437	+448	+461	+475	+491	+509	+529	+551	+576	+604	+635	+670	+710	+754	1	+1255
 Cabinet Shelving 18 • 24 (M) 30 (M) 36 (M) 42 48	EBX	3300	EBY	3453	+0	+0	+532	+255	+322	+330	+339	+349	+360	+373	+387	+403	+421	+441	+463	+488	+516	+547	+582	+622	+666	1	—
	ECX	3511	ECY	3671	+0	+0	+709	+343	+410	+418	+427	+437	+448	+461	+475	+491	+509	+529	+551	+576	+604	+635	+670	+710	+754	1	—
	EDX	3741	EDY	3902	+0	+0	+887	+427	+561	+577	+595	+615	+637	+663	+691	+723	+759	+799	+843	+893	+949	+1011	+1081	+1161	+1249	2	—
	EEX	4211	EEY	4429	+0	+0	+1065	+510	+644	+660	+678	+698	+720	+746	+774	+806	+842	+882	+926	+976	+1032	+1094	+1164	+1244	+1332	2	—
	EFX	4429	EFY	4660	+0	+0	+1240	+599	+733	+749	+767	+787	+809	+835	+863	+895	+931	+971	+1015	+1065	+1121	+1183	+1253	+1333	+1421	2	—
EGX	4901	EGY	5178	+0	+0	+1418	+681	+815	+831	+849	+869	+891	+917	+945	+977	+1013	+1053	+1097	+1147	+1203	+1265	+1335	+1415	+1503	2	—	
 Bi-Directional Wardrobe • 54 60 78	—	—	GHY	5549	—	+0	+1596	+771	+905	+921	+939	+959	+981	+1007	+1035	+1067	+1103	+1143	+1187	+1237	+1293	+1355	+1425	+1505	+1593	2	—
	—	—	GJY	6407	—	+0	+1772	+855	+989	+1005	+1023	+1043	+1065	+1091	+1119	+1151	+1187	+1227	+1271	+1321	+1377	+1439	+1509	+1589	+1677	2	—
	—	—	GMY	7117	—	+0	+2305	+1110	+1311	+1335	+1362	+1392	+1425	+1464	+1506	+1554	+1608	+1668	+1734	+1809	+1893	+1986	+2091	+2211	+2343	3	—
 Pedestals 24 (Box/File) 30 (Box/Box/File) 30 (File/File)	HGX	3776	HGY	3972	—	+0	+709	+343	+410	+418	+427	+437	+448	+461	+475	+491	+509	+529	+551	+576	+604	+635	+670	+710	+754	1	—
	HDX	4269	HDY	4476	—	+0	+887	+427	+561	+577	+595	+615	+637	+663	+691	+723	+759	+799	+843	+893	+949	+1011	+1081	+1161	+1249	2	—
	HRX	4074	HRY	4325	—	+0	+887	+427	+561	+577	+595	+615	+637	+663	+691	+723	+759	+799	+843	+893	+949	+1011	+1081	+1161	+1249	2	—
 Electrical Cabinet Double Cabinet Floor Access Cover	JVX	3750	JVY	3877	+738	+0	+444	+214	+281	+289	+298	+308	+319	+332	+346	+362	+380	+400	+422	+447	+475	+506	+541	+581	+625	1	—
	WHS	711	WHS	711																							
 Runoff 42w 29.5h 48w 29.5h 54w 29.5h 60w 29.5h 66w 29.5h 72w 29.5h 78w 29.5h	KFZ	2370																									
	KDZ	2424																									
	KHZ	2481																									
	KJZ	2901																									
	KKZ	2957																									
	KLZ	3012																									
	KMZ	3067																									
 Height Adjustable Cabinet Double Cabinet	LVX	4347	—	—	—	+0	+444	+214	+281	+289	+298	+308	+319	+332	+346	+362	+380	+400	+422	+447	+475	+506	+541	+581	+625	1	—
 Runoff, Adjustable Height 60w (18+42) 29.5h 66w (18+48) 29.5h 72w (18+54) 29.5h 78w (18+60) 29.5h 84w (18+66) 29.5h 90w (18+72) 29.5h	MFZ	5893																									
	MGZ	5948																									
	MHZ	6004																									
	MJZ	6060																									
	MKZ	6114																									
MLZ	6171																										

+ Options:
 Standard Post metal finish is MRTG Resin Thunder Gray. For Resin Satin Aluminum, specify MRSA;
 for Resin Black, specify MRB; for Resin White, specify MRW.
 Specify Back-Painted Glass (GlassBP) color: S.BLK Black or S.BWT White; custom colors on a project basis.
 For Locks, specify LD for door locks, add \$216.

See Rules for Layout and Specification on page AAN3.



PRICING & SPECIFICATION GUIDE
Atheneum Collection

May 1, 2023

TUOHY



Casegoods: **Atheneum**

Drawer Layouts	AAT3
Desk-Tables	AAT4
Desks, Double Pedestal	AAT4
Desks, Single Pedestal	AAT6
Runoff24	AAT7
Runoff30	AAT8
Runoff36	AAT9
Bridge	AAT10
Credenzas	AAT11
Credenza Tops	AAT12
Base L/T Panels	AAT13
Modesty Panels	AAT13
Pedestals	AAT14
Hutch72	AAT15
Hutch85	AAT17
Wall Hutch	AAT19
Fabric Panels, Wall Hung	AAT20
Towers72	AAT21
Towers85	AAT22
Gallery Desks/Credenzas	AAT23
Gallery Runoffs/Bridges	AAT24

Design:
David Allan Pessa, New Studio



Drawer Layouts: Plan View

Slides: Side-Mount

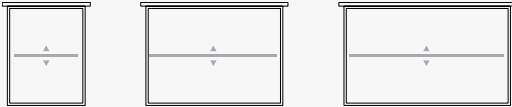
Pedestal Units 24d
Drawers 20.1d

18w 30w 36w

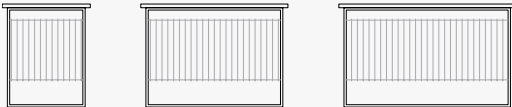
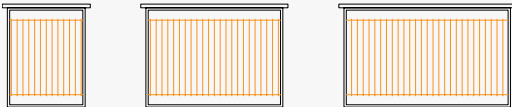
Pedestal Units 36d
Drawers 27d

18w



Box Drawer w Movable Divider



Lateral Filing



Front-to-Back Filing



DRAWER CONSTRUCTION

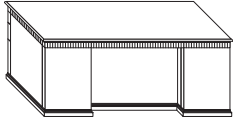
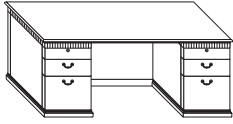
A fine point for a quality casegood product is the inner drawer construction. Each TUOHY casegood offers you uncompromised excellence in this area as well. Drawer boxes are constructed with dovetail joinery for maximum durability. The drawer face is mounted separately to this box (i.e., five-sided construction) to maintain integrity.

Drawer bottoms are dadoed on all four sides. Slides for box drawers are rated at 100 pounds per drawer; slides for file drawers are rated at a heavy duty 150 pound load per drawer. All slides have progressive action.

Box drawers have a removable divider, adjustable when depicted (⇄). File drawers have suspension rods for filing laterally or front-to-back, as depicted.

For Drawers for Lap Area, Drawer Pencil Tray, and Locks: See the Introduction/Terms-Options section of the Master Price List, page 12.

Desks, Double Pedestal

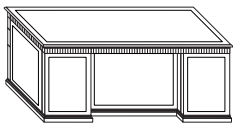


2BF-2BF ↯	w	d	29.9h	Detail All Sides	Product No.	List \$
Desk (4s): 2BF-2BF 66x30	67.7	31.7		69BBP00	17633	
Desk (4s): 2BF-2BF 72x30	73.7	31.7		69BBR00	17785	
• Desk (4s): 2BF-2BF 72x36	73.7	37.7		69BBR30	18211	
Desk (4s): 2BF-2BF 78x36	79.7	37.7		69BBT30	18723	
2F-2BF ↯	w	d	29.9h	Detail All Sides	Product No.	List \$
Desk (4s): 2F-2BF 66x30	67.7	31.7		69BBP01	17633	
Desk (4s): 2F-2BF 72x30	73.7	31.7		69BBR01	17785	
Desk (4s): 2F-2BF 72x36	73.7	37.7		69BBR31	18211	
Desk (4s): 2F-2BF 78x36	79.7	37.7		69BBT31	18723	
2BF-2F ↯	w	d	29.9h	Detail All Sides	Product No.	List \$
Desk (4s): 2BF-2F 66x30	67.7	31.7		69BBP02	17633	
Desk (4s): 2BF-2F 72x30	73.7	31.7		69BBR02	17785	
Desk (4s): 2BF-2F 72x36	73.7	37.7		69BBR32	18211	
Desk (4s): 2BF-2F 78x36	79.7	37.7		69BBT32	18723	
2F-2F ↯	w	d	29.9h	Detail All Sides	Product No.	List \$
Desk (4s): 2F-2F 66x30	67.7	31.7		69BBP03	17633	
Desk (4s): 2F-2F 72x30	73.7	31.7		69BBR03	17785	
Desk (4s): 2F-2F 72x36	73.7	37.7		69BBR33	18211	
Desk (4s): 2F-2F 78x36	79.7	37.7		69BBT33	18723	

Options

DeskPull-OutShelves		
Desk Shelf, User LH, Non-handed, or modular pedestals	Option SL	1400
Desk Shelf, User LH & RH	Option SB	2808
• Desk Shelf, User RH	Option SR	1400
• Desk Shelf, Visitor Knee Only	Option SK	1709
Desk Shelf, Visitor +User LH	Option SC	3114
Desk Shelf, Visitor +User LH & RH	Option SD	4522
Desk Shelf, Visitor +User RH	Option SA	3114

! Important: A Desk Shelf cannot be used on the visitor's side when a pencil lap drawer is used, or when Transaction Tops or Oversized Tops are used. User-side Desk-Shelf units may only be used on a 2-Box/File pedestal.

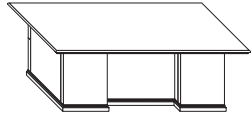


Quarter-Sawn Borders
(Available on all Atheneum casegoods and tables)

Borders: All Outer Surfaces*	Option BA	50%
------------------------------	-----------	-----

* Outer surfaces are defined to be:
 Worksurfaces and upgraded finished tops for hutches or towers.
 Vertical surfaces below the worksurface that have toeboards and are NOT in a kneespace area.
 Vertical surfaces above the worksurface that have top edge detailing.

Desks, Double Ped w/ Oversized Top

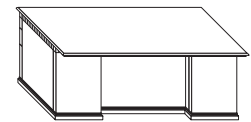
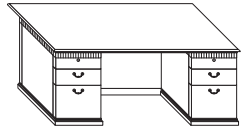


Visitor's Side

Overhang—Three Sides ↪	w	d	29.9h	Detail All Sides	
Desk/Oversized: 2BF-2BF 72x36	79.7	43.7		69BEP00	18705
Desk/Oversized: 2BF-2F 72x36	79.7	43.7		69BEP02	18705
Desk/Oversized: 2F-2BF 72x36	79.7	43.7		69BEP01	18705
Desk/Oversized: 2F-2F 72x36	79.7	43.7		69BEP03	18705

Note: Do not use a Desk Shelf on the visitor's side with these units.

Desks, Dbl Ped w/ Transaction Front



2BF-2BF ↪	w	d	29.9h	Detail All Sides	
Desk/Trans: 2BF-2BF 66x30	67.7	37.7		69BHP00	18023
Desk/Trans: 2BF-2BF 72x30	73.7	37.7		69BHR00	18302
• Desk/Trans: 2BF-2BF 72x36	73.7	43.7		69BHR30	18496
Desk/Trans: 2BF-2BF 78x36	79.7	43.7		69BHT30	18970

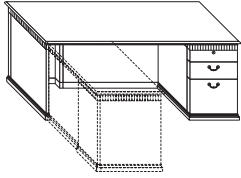
2F-2BF ↪	w	d	29.9h	Detail All Sides	
Desk/Trans: 2F-2BF 66x30	67.7	37.7		69BHP01	18023
Desk/Trans: 2F-2BF 72x30	73.7	37.7		69BHR01	18302
Desk/Trans: 2F-2BF 72x36	73.7	43.7		69BHR31	18496
Desk/Trans: 2F-2BF 78x36	79.7	43.7		69BHT31	18970

2BF-2F ↪	w	d	29.9h	Detail All Sides	
Desk/Trans: 2BF-2F 66x30	67.7	37.7		69BHP02	18023
Desk/Trans: 2BF-2F 72x30	73.7	37.7		69BHR02	18302
Desk/Trans: 2BF-2F 72x36	73.7	43.7		69BHR32	18496
Desk/Trans: 2BF-2F 78x36	79.7	43.7		69BHT32	18970

2F-2F ↪	w	d	29.9h	Detail All Sides	
Desk/Trans: 2F-2F 66x30	67.7	37.7		69BHP03	18023
Desk/Trans: 2F-2F 72x30	73.7	37.7		69BHR03	18302
Desk/Trans: 2F-2F 72x36	73.7	43.7		69BHR33	18496
Desk/Trans: 2F-2F 78x36	79.7	43.7		69BHT33	18970

Note: Do not use a Desk Shelf on the visitor's side with these units.

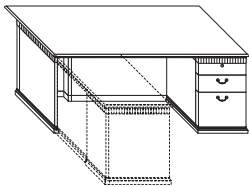
Desks, Single Pedestal



	Product No.	List \$	Product No.	List \$
2BF -				
Desk: LBase-2BF 66x30	69DAP10	11629	69DBP10	13869
Desk: LBase-2BF 72x30	69DAR10	12070	69DBR10	14184
• Desk: LBase-2BF 72x36	69DAR40	12308	• 69DBR40	14460
Desk: LBase-2BF 78x36	69DAT40	12965	69DBT40	15072
Desk: 2BF-LBase 66x30	69DAP20	11629	69DBP20	13869
Desk: 2BF-LBase 72x30	69DAR20	12070	69DBR20	14184
Desk: 2BF-LBase 72x36	69DAR50	12308	69DBR50	14460
Desk: 2BF-LBase 78x36	69DAT50	12965	69DBT50	15072

	Product No.	List \$	Product No.	List \$
2F -				
Desk: LBase-2F 66x30	69DAP11	11629	69DBP11	13869
Desk: LBase-2F 72x30	69DAR11	12070	69DBR11	14184
Desk: LBase-2F 72x36	69DAR41	12308	69DBR41	14460
Desk: LBase-2F 78x36	69DAT41	12965	69DBT41	15072
Desk: 2F-LBase 66x30	69DAP21	11629	69DBP21	13869
Desk: 2F-LBase 72x30	69DAR21	12070	69DBR21	14184
Desk: 2F-LBase 72x36	69DAR51	12308	69DBR51	14460
Desk: 2F-LBase 78x36	69DAT51	12965	69DBT51	15072

Desks, Sgl Ped w/ Transaction Front



	Product No.	List \$	Product No.	List \$
2BF -				
Desk/Trans: LBase-2BF 66x30	69DGP18	12120	69DHP18	14359
Desk/Trans: LBase-2BF 72x30	69DGR18	12777	69DHR18	14903
• Desk/Trans: LBase-2BF 72x36	69DGR48	13039	• 69DHR48	15196
Desk/Trans: LBase-2BF 78x36	69DGT48	13686	69DHT48	15784
Desk/Trans: 2BF-LBase 66x30	69DGP28	12120	69DHP28	14359
Desk/Trans: 2BF-LBase 72x30	69DGR28	12777	69DHR28	14903
Desk/Trans: 2BF-LBase 72x36	69DGR58	13039	69DHR58	15196
Desk/Trans: 2BF-LBase 78x36	69DGT58	13686	69DHT58	15784

	Product No.	List \$	Product No.	List \$
2F -				
Desk/Trans: LBase-2F 66x30	69DGP19	12120	69DHP19	14359
Desk/Trans: LBase-2F 72x30	69DGR19	12777	69DHR19	14903
Desk/Trans: LBase-2F 72x36	69DGR49	13039	69DHR49	15196
Desk/Trans: LBase-2F 78x36	69DGT49	13686	69DHT49	15784
Desk/Trans: 2F-LBase 66x30	69DGP29	12120	69DHP29	14359
Desk/Trans: 2F-LBase 72x30	69DGR29	12777	69DHR29	14903
Desk/Trans: 2F-LBase 72x36	69DGR59	13039	69DHR59	15196
Desk/Trans: 2F-LBase 78x36	69DGT59	13686	69DHT59	15784

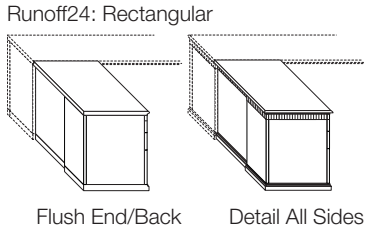
§ Add 1.7 to width



Specify: Product No. Hardware Finish:
 Quantity 712 Satin Black
 Tagging 713 Low Lustre Brass
 Wood Finish

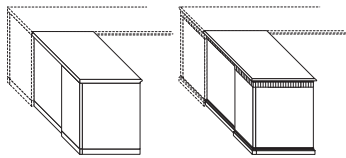
For quarter-sawn borders, specify Option BA, add 50%.
 • Denotes Item is illustrated.
 - Includes locks.

Available Species:
Cherry
Mahogany
Walnut

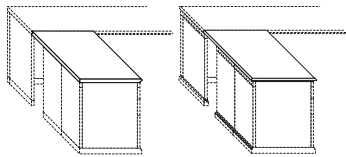


2BF ↯	w	24.9d	29.9h	Flush End/Back	List \$	Product No.	List \$
Runoff24: 2BF LH 42	41.1			69FRH10	8442	69FSH10	10028
Runoff24: 2BF LH 48	47.1			69FRJ10	8605	69FSJ10	10563
• Runoff24: 2BF LH 54	53.1			69FRL10	8924	69FSL10	11089
Runoff24: 2BF RH 42	41.1			69FRH20	8442	69FSH20	10028
Runoff24: 2BF RH 48	47.1			69FRJ20	8605	69FSJ20	10563
Runoff24: 2BF RH 54	53.1			69FRL20	8924	69FSL20	11089

2F ↯	w	24.9d	29.9h	Flush End/Back	List \$	Product No.	List \$
Runoff24: 2F LH 42	41.1			69FRH11	8442	69FSH11	10028
Runoff24: 2F LH 48	47.1			69FRJ11	8605	69FSJ11	10563
Runoff24: 2F LH 54	53.1			69FRL11	8924	69FSL11	11089
Runoff24: 2F RH 42	41.1			69FRH21	8442	69FSH21	10028
Runoff24: 2F RH 48	47.1			69FRJ21	8605	69FSJ21	10563
Runoff24: 2F RH 54	53.1			69FRL21	8924	69FSL21	11089



L-Base	w	24.9d	29.9h	Flush End/Back	List \$	Product No.	List \$
Runoff24: LBase LH 42	41.1			69GRH10	4804	69GSH10	5621
Runoff24: LBase LH 48	47.1			69GRJ10	4918	69GSJ10	5810
• Runoff24: LBase LH 54	53.1			69GRL10	5090	69GSL10	6059
Runoff24: LBase LH 84	83.1			69GRV10	6119	69GSV10	7176
Runoff24: LBase RH 42	41.1			69GRH20	4804	69GSH20	5621
Runoff24: LBase RH 48	47.1			69GRJ20	4918	69GSJ20	5810
Runoff24: LBase RH 54	53.1			69GRL20	5090	69GSL20	6059
Runoff24: LBase RH 84	83.1			69GRV20	6119	69GSV20	7176



Top-Only (29.9h)	w	24.9d	1.5th	Flush End/Back	List \$	Product No.	List \$
Runoff24 Top-Only: LH 42	41.1			69GTH10	2895	69GUH00	3309
Runoff24 Top-Only: LH 48	47.1			69GTJ10	3060	69GUJ00	3759
• Runoff24 Top-Only: LH 54	53.1			69GTL10	3382	69GUL00	4204
Runoff24 Top-Only: LH 60	59.6			69GTN10	3435	69GUN00	4262
Runoff24 Top-Only: LH 72	71.1			69GTR10	3533	69GUR00	4388
Runoff24 Top-Only: LH 84	83.1			69GTV10	4471	69GUV00	5510
Runoff24 Top-Only: RH 42	41.1			69GTH20	2895	Non-handed	
Runoff24 Top-Only: RH 48	47.1			69GTJ20	3060	Non-handed	
Runoff24 Top-Only: RH 54	53.1			69GTL20	3382	Non-handed	
Runoff24 Top-Only: RH 60	59.6			69GTN20	3435	Non-handed	
Runoff24 Top-Only: RH 72	71.1			69GTR20	3533	Non-handed	
Runoff24 Top-Only: RH 84	83.1			69GTV20	4471	Non-handed	

§ Add 0.9 to w, d

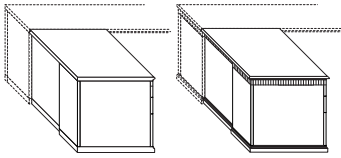


Specify: Product No. Hardware Finish:
 Quantity 712 Satin Black
 Tagging 713 Low Lustre Brass
 Wood Finish

For quarter-sawn borders, specify Option BA, add 50%.
 • Denotes Item is illustrated.
 ↯ Includes locks.
 ‡ Requires field sub-assembly.

Available Species:
Cherry
Mahogany
Walnut

Runoff30: Rectangular



	Product No.	List \$	Product No.	List \$
2BF ↯				
			Flush End/Back	§ Detail All Sides
• Runoff30: 2BF LH 48	47.1		69HAJ10	9776 69HBJ10 11310
Runoff30: 2BF LH 54	53.1		69HAL10	10009 69HBL10 11629
Runoff30: 2BF LH 60	59.1		69HAN10	10214 69HBN10 11842
Runoff30: 2BF LH 66	65.1		69HAP10	10459 69HBP10 12154
Runoff30: 2BF LH 72	71.1		69HAR10	10652 69HBR10 12439
Runoff30: 2BF RH 48	47.1		69HAJ20	9776 69HBJ20 11310
Runoff30: 2BF RH 54	53.1		69HAL20	10009 69HBL20 11629
Runoff30: 2BF RH 60	59.1		69HAN20	10214 69HBN20 11842
Runoff30: 2BF RH 66	65.1		69HAP20	10459 69HBP20 12154
Runoff30: 2BF RH 72	71.1		69HAR20	10652 69HBR20 12439
2F ↯				
			Flush End/Back	§ Detail All Sides
Runoff30: 2F LH 48	47.1		69HAJ12	9776 69HBJ12 11310
Runoff30: 2F LH 54	53.1		69HAL12	10009 69HBL12 11629
Runoff30: 2F LH 60	59.1		69HAN12	10214 69HBN12 11842
Runoff30: 2F LH 66	65.1		69HAP12	10459 69HBP12 12154
Runoff30: 2F LH 72	71.1		69HAR12	10652 69HBR12 12439
Runoff30: 2F RH 48	47.1		69HAJ22	9776 69HBJ22 11310
Runoff30: 2F RH 54	53.1		69HAL22	10009 69HBL22 11629
Runoff30: 2F RH 60	59.1		69HAN22	10214 69HBN22 11842
Runoff30: 2F RH 66	65.1		69HAP22	10459 69HBP22 12154
Runoff30: 2F RH 72	71.1		69HAR22	10652 69HBR22 12439

§ Add 0.9 to w, d



Specify: Product No.
Quantity
Tagging
Wood Finish

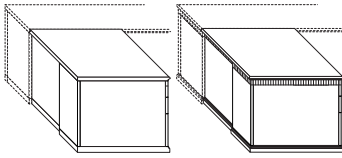
Hardware Finish:
712 Satin Black
713 Low Lustre Brass

For quarter-sawn borders, specify Option BA, add 50%.

- Denotes Item is illustrated.
- ↯ Includes locks.
- ‡ Requires field sub-assembly.

Available Species:
Cherry
Mahogany
Walnut

Runoff36: Rectangular



	Product No.	List \$	Product No.	List \$
2BF -			Flush End/Back	§ Detail All Sides
Runoff36: 2BF LH 48	69JAJ10	10422	69JBJ10	11964
• Runoff36: 2BF LH 54	69JAL10	10731	69JBL10	12359
Runoff36: 2BF LH 60	69JAN10	11025	69JBN10	12649
Runoff36: 2BF LH 66	69JAP10	11345	69JBP10	13046
Runoff36: 2BF LH 72	69JAR10	11629	69JBR10	13409
Runoff36: 2BF RH 48	69JAJ20	10422	69JBJ20	11964
Runoff36: 2BF RH 54	69JAL20	10731	69JBL20	12359
Runoff36: 2BF RH 60	69JAN20	11025	69JBN20	12649
Runoff36: 2BF RH 66	69JAP20	11345	69JBP20	13046
Runoff36: 2BF RH 72	69JAR20	11629	69JBR20	13409
2F -			Flush End/Back	§ Detail All Sides
Runoff36: 2F LH 48	69JAJ12	10422	69JBJ12	11964
Runoff36: 2F LH 54	69JAL12	10731	69JBL12	12359
Runoff36: 2F LH 60	69JAN12	11025	69JBN12	12649
Runoff36: 2F LH 66	69JAP12	11345	69JBP12	13046
Runoff36: 2F LH 72	69JAR12	11629	69JBR12	13409
Runoff36: 2F RH 48	69JAJ22	10422	69JBJ22	11964
Runoff36: 2F RH 54	69JAL22	10731	69JBL22	12359
Runoff36: 2F RH 60	69JAN22	11025	69JBN22	12649
Runoff36: 2F RH 66	69JAP22	11345	69JBP22	13046
Runoff36: 2F RH 72	69JAR22	11629	69JBR22	13409

§ Add 0.9 to w, d



Specify: Product No.
Quantity
Tagging
Wood Finish

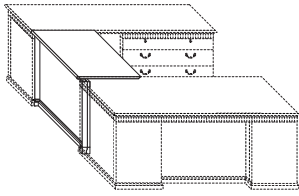
Hardware Finish:
712 Satin Black
713 Low Lustre Brass

For quarter-sawn borders, specify Option BA, add 50%.

- Denotes Item is illustrated.
- Includes locks.
- ‡ Requires field sub-assembly.

Available Species:
Cherry
Mahogany
Walnut

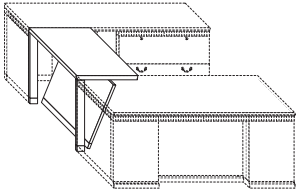
Bridge, Fixed Modesty Panel



24 Depth ‡	w	24.9d	29.9h	Flush Back	List \$	Product No.	List \$	Product No.	List \$
Bridge24: 36	34.3				4698	69GTF00		69GVF00	5015
Bridge24: 42	40.3				4810	69GTG00		69GVG00	5138
• Bridge24: 48	46.3				4910	69GTJ00		69GVJ00	5231
Bridge24: 54	52.3				5297	69GTL00		69GVL00	5622

Finished back on fixed modesty panels.

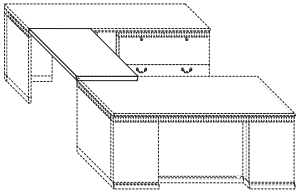
Bridge, Removable Access Panel



24 Depth (Unfinished Back) ‡	w	24.9d	29.9h	Flush Back	List \$	Product No.	List \$	Product No.	List \$
Bridge24/Access: 36	36.3				4734	69GTF90		69GVF90	5062
Bridge24/Access: 42	42.3				4829	69GTG90		69GVG90	5150
• Bridge24/Access: 48	48.3				4918	69GTJ90		69GVJ90	5245
Bridge24/Access: 54	54.3				5297	69GTL90		69GVL90	5622

Unfinished back on removable access panels.

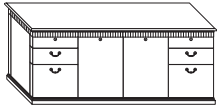
Bridge, Top Only



24 Depth	w	24.9d	29.9h	Flush Back	List \$	Product No.	List \$	Product No.	List \$
Bridge24Top: 36	36.3				3008	69GWF00		69GXF00	3340
Bridge24Top: 42	42.3				3046	69GWG00		69GXF00	3377
• Bridge24Top: 48	48.3				3073	69GWL00		69GXJ00	3399
Bridge24Top: 54	54.3				3399	69GWL00		69GXL00	3728

§ Add 0.9 to depth

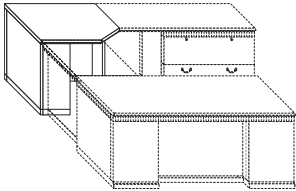
Credenzas-Freestanding



	73.7w 25.7d 29.9h	Detail 3 Sides	Product No.	List \$	Product No.	List \$
Continuous Top and Toeboards -			69CZR00	16609		
Credenza (3s): 2BF x 4			69CZR00	16609		
• Credenza (3s): 2BF-DblCab-2BF			69CZR01	16609		
Credenza (3s): 2BF-DblCab-2F			69CZR02	16609		
Credenza (3s): 2F-DblCab-2BF			69CZR03	16609		
Credenza (3s): 2F-DblCab-2F			69CZR04	16609		
Credenza (3s): 2BF-Knee-2BF			69CZR31	15930		
Credenza (3s): 2BF-Knee-2F			69CZR32	15930		
Credenza (3s): 2F-Knee-2BF			69CZR33	15930		
Credenza (3s): 2F-Knee-2F			69CZR34	15930		
Credenza (3s): 2LatF-2LatF			69CZR35	15855		

Backs are unfinished.

Corner Credenzas

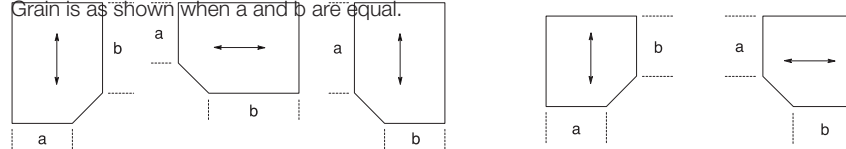


Attach Runoffs/Bridges a: b	w	d	29.9h	Flush Ends/Back	
• CornerCredenza 24:24	36.9	36.9		69LLCC0	3570
CornerCredenza 24:30	36.9	42.9		69LLCD0	4027
CornerCredenza 24:36	36.9	48.9		69LLCF0	4424
CornerCredenza 30:24	42.9	36.9		69LLDC0	4027
CornerCredenza 30:30	42.9	42.9		69LLDD0	4458
CornerCredenza 30:36	42.9	48.9		69LLDF0	4825
CornerCredenza 36:24	48.9	36.9		69LLFC0	4424
CornerCredenza 36:30	48.9	42.9		69LLFD0	4825
CornerCredenza 36:36	48.9	48.9		69LLFF0	5289

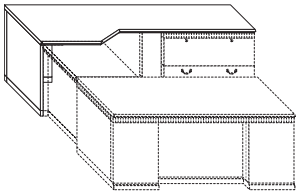
Backs are unfinished.

Grain is long when a and b are not equal.

Grain is as shown when a and b are equal.



Computer Credenza Top+Base-L

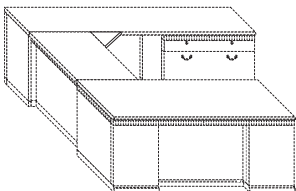


Base-L is 24x36, Unfinished Back ‡	w	36.9d	29.9h	Flush Ends/Back	\$ Detail 3 Sides	
CredenzaComp24: LH 72	72			69LBR31	5355	69LBR37 6336
• CredenzaComp24: LH 90	90			69LBW31	5622	69LBW37 6590
CredenzaComp24: LH 108	108			69LBY31	6152	69LBY37 7122
CredenzaComp24: RH 72	72			69LBR32	5355	69LBR38 6336
CredenzaComp24: RH 90	90			69LBW32	5622	69LBW38 6590
CredenzaComp24: RH 108	108			69LBY32	6152	69LBY38 7122

Backs are unfinished.

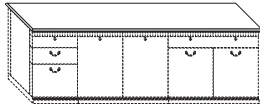
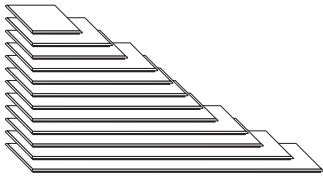
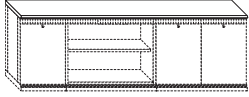
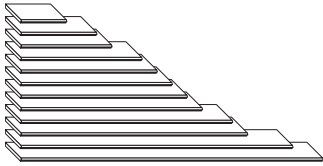
§ Add 0.9 to width

Computer Corner Adaptor Top




(Coped on two sides to mate with edge shapes of tops)					
Computer Corner Adaptor Top	12	12	1.5	69LCA01	633

Credenza Tops



Support Keel



		Product No.	List \$	Product No.	List \$
Rectangular 15 Depth	w 15.9d 1.5th	Flush Ends/Back	\$ Detail 3 Sides		
CredenzaTop15: 18	18	69LAA00	2140	69LAA06	2543
CredenzaTop15: 30	30	69LAD00	2182	69LAD06	2591
CredenzaTop15: 36	36	69LAF00	2229	69LAF06	2637
CredenzaTop15: 48	48	69LAJ00	2251	69LAJ06	2654
CredenzaTop15: 54	54	69LAL00	2271	69LAL06	2684
CredenzaTop15: 60	60	69LAN00	2354	69LAN06	2763
CredenzaTop15: 66	66	69LAP00	2477	69LAP06	2885
CredenzaTop15: 72	72	69LAR00	2536	69LAR06	2945
CredenzaTop15: 78	78	69LAT00	2595	69LAT06	2996
CredenzaTop15: 84	84	69LAV00	2642	69LAV06	3046
• CredenzaTop15: 90	90	69LAW00	2808	69LAW06	3399
CredenzaTop15: 108	108	69LAY00	3333	69LAY06	3735
CredenzaTop15: 120	120	69LAZ00	3658	69LAZ06	4066

		Product No.	List \$	Product No.	List \$
Rectangular 24 Depth	w 24.9d 1.5th	Flush Ends/Back	\$ Detail 3 Sides		
CredenzaTop24: 18	18	69LAA30	2301	69LAA36	2704
CredenzaTop24: 30	30	69LAD30	2347	69LAD36	2750
CredenzaTop24: 36	36	69LAF30	2396	69LAF36	2796
CredenzaTop24: 48	48	69LAJ30	2412	69LAJ36	2820
CredenzaTop24: 54	54	69LAL30	2436	69LAL36	2836
CredenzaTop24: 60	60	69LAN30	2517	69LAN36	2920
CredenzaTop24: 66	66	69LAP30	2671	69LAP36	3073
CredenzaTop24: 72	72	69LAR30	2730	69LAR36	3143
CredenzaTop24: 78	78	69LAT30	2831	69LAT36	3191
CredenzaTop24: 84	84	69LAV30	2885	69LAV36	3234
• CredenzaTop24: 90	90	69LAW30	2998	69LAW36	3399
CredenzaTop24: 108	108	69LAY30	3614	69LAY36	3924
CredenzaTop24: 120	120	69LAZ30	3852	69LAZ36	4257

§ Add 1.7 to width

For unsupported spans of 54 or more.	w	2d	1h	Edge Profile Prefix not required.
Support Keel: 52	52			70LDL00 634
Support Keel: 58	58			70LDN00 668
Support Keel: 64	64			70LDP00 798
• Support Keel: 70	70			70LDR00 957
Support Keel: 82	82			70LDV00 987
Support Keel: 88	88			70LDW00 1047
Support Keel: 106	106			70LDY00 1111
Support Keel: 118	118			70LDZ00 1267

Material is black resin-coated steel.



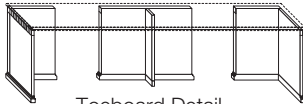
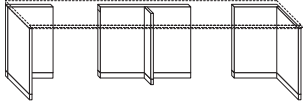
Specify: Product No.
Quantity
Tagging
Wood Finish

Hardware Finish:
712 Satin Black
713 Low Lustre Brass

For quarter-sawn borders, specify Option BA, add 50%.
• Denotes Item is illustrated.
↪ Includes locks.

Available Species:
Cherry
Mahogany
Walnut

Base L/T Panels



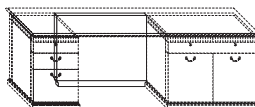
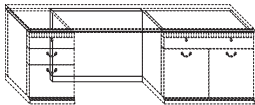
Toeboard Detail

Unfinished Back ‡	w	d	28.4h	Flush Base	Product No.	List \$	Product No.	List \$
Base-L15: LH 18	18	15			71MLA10	1047	69MLA18	1265
Base-L15: RH 18	18	15			71MLA20	1047	69MLA28	1265
• Base-L24: LH 18	18	24			71MLA40	1111	69MLA48	1328
Base-L24: LH 24	24	24			71MLC40	1212	69MLC48	1431
• Base-L24: RH 18	18	24			71MLA50	1111	69MLA58	1328
Base-L24: RH 24	24	24			71MLC50	1212	69MLC58	1431
Base-T9: 18	18	9			71MMA00	1177	69MMA08	1394
• Base-T9: 36	36	9			71MMF30	1615	69MMF38	1839

Finished Back ‡	w	d	28.4h	Flush Base	Product No.	List \$	Product No.	List \$
Base-L15 Finished Back: LH 18	18	15			71MLA11	1259	69MLA19	1494
Base-L15 Finished Back: RH 18	18	15			71MLA21	1259	69MLA29	1494
Base-L24 Finished Back: LH 18	18	24			71MLA41	1342	69MLA49	1558
Base-L24 Finished Back: LH 24	24	24			71MLC41	1464	69MLC49	1656
Base-L24 Finished Back: RH 18	18	24			71MLA51	1342	69MLA59	1558
Base-L24 Finished Back: RH 24	24	24			71MLC51	1464	69MLC59	1656
Base-T9 Finished Back: 18	18	9			71MMA01	1400	69MMA09	1624
Base-T9 Finished Back: 36	36	9			71MMF31	1834	69MMF39	2070

§ Add 1.2 to w, d

Modesty Panels, Fixed

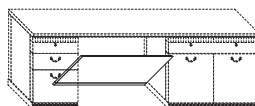


Unfinished Back ‡	w	1d	28.4h	Flush Base	Product No.	List \$	Product No.	List \$
Modesty-Panel: 18	18				69MPA00	959	69MQA00	1155
Modesty-Panel: 24	24				69MPC00	991	69MQC00	1192
Modesty-Panel: 30	30				69MPD00	1131	69MQD00	1334
• Modesty-Panel: 36	36				69MPF00	1243	69MQF00	1444
Modesty-Panel: 42	42				69MPH00	1301	69MQH00	1496
Modesty-Panel: 48	48				69MPJ00	1366	69MQJ00	1566
Modesty-Panel: 54	54				69MPL00	1421	69MQL00	1619
Modesty-Panel: 72	72				69MPR00	1590	69MQR00	1789

Finished Back ‡	w	1d	28.4h	Flush Base	Product No.	List \$	Product No.	List \$
Modesty-Panel Finished Back: 18	18				69MPA01	1314	69MQA01	1506
Modesty-Panel Finished Back: 24	24				69MPC01	1361	69MQC01	1553
Modesty-Panel Finished Back: 30	30				69MPD01	1519	69MQD01	1719
Modesty-Panel Finished Back: 36	36				69MPF01	1651	69MQF01	1845
Modesty-Panel Finished Back: 42	42				69MPH01	1719	69MQH01	1909
Modesty-Panel Finished Back: 48	48				69MPJ01	1805	69MQJ01	2000
Modesty-Panel Finished Back: 54	54				69MPL01	1862	69MQL01	2057
Modesty-Panel Finished Back: 72	72				69MPR01	2080	69MQR01	2270

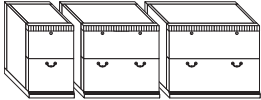
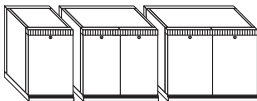
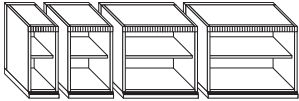
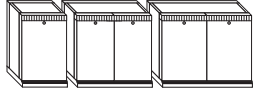
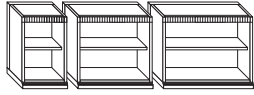
§ Add 0.6 to depth

Modesty Panels, Access/Removable



Unfinished Back (2.5 opening at top) ‡	w	3d	25.9h	Flush Base	Product No.	List \$
Modesty-Access: 18	18				69MPA90	1294
Modesty-Access: 24	24				69MPC90	1328
Modesty-Access: 30	30				69MPD90	1430
• Modesty-Access: 36	36				69MPF90	1531
Modesty-Access: 42	42				69MPH90	1586
Modesty-Access: 48	48				69MPJ90	1651
Modesty-Access: 54	54				69MPL90	1703
Modesty-Access: 72	72				69MPR90	1904

Pedestals



		Product No.	List \$	Product No.	List \$
15 Deep Shelving	w 15.6d 28.4h	Flush 3 Sides	\$ Toebd 4 Sides		
Ped15: Shelving 18	18	69MEA00	2648	69MEA01	3589
Ped15: Shelving 30	30	69MED00	3315	69MED01	4253
Ped15: Shelving 36	36	69MEF00	3612	69MEF01	4553
15 Deep Cabinets -	w 15.6d 28.4h	Flush 3 Sides	\$ Toebd 4 Sides		
Ped15: Cabinet LH 18	18	69MDA10	3481	69MDA11	4421
Ped15: Cabinet RH 18	18	69MDA20	3481	69MDA21	4421
Ped15: DblCabinet 30	30	69MDD00	3970	69MDD01	4912
Ped15: DblCabinet 36	36	69MDF00	4271	69MDF01	5219
24 Deep Shelving	w 24.6d 28.4h	Flush 3 Sides	\$ Toebd 4 Sides		
Ped24: ShelvingPC 12	12	69ME030	2777	69ME031	3642
Ped24: Shelving 18	18	69MEA30	3191	69MEA31	4045
Ped24: Shelving 30	30	69MED30	3912	69MED31	4851
Ped24: Shelving 36	36	69MEF30	4215	69MEF31	5164
24 Deep Cabinets -	w 24.6d 28.4h	Flush 3 Sides	\$ Toebd 4 Sides		
Ped24: Cabinet LH 18	18	69MDA40	3978	69MDA41	4837
Ped24: Cabinet RH 18	18	69MDA50	3978	69MDA51	4837
Ped24: DblCabinet 30	30	69MDD30	4391	69MDD31	5336
Ped24: DblCabinet 36	36	69MDF30	4641	69MDF31	5579
24 Deep File Drawers -	w 24.6d 28.4h	Flush 3 Sides	\$ Toebd 4 Sides		
Ped24: 2F 18	18	69MBA30	4650	69MBA31	5508
Ped24: 2LatF 30	30	69MBD30	5479	69MBD31	6424
Ped24: 2LatF 36	36	69MBF30	5941	69MBF31	6881
24 Deep 2Box-File Drawers -	w 24.6d 28.4h	Flush 3 Sides	\$ Toebd 4 Sides		
Ped24: 2BF 18	18	69MAA30	4650	69MAA31	5508
Ped24: 2LatB/LatF 30	30	69MAD30	5895	69MAD31	6841
Ped24: 2LatB/LatF 36	36	69MAF30	6343	69MAF31	7287
24 Deep 4Box and Box/Cabinets -	w 24.6d 28.4h	Flush 3 Sides	\$ Toebd 4 Sides		
Ped24: 4B 18	18	69MCA30	4810	69MCA31	5664
Ped24: LatB/DblCab 30	30	69MFD30	5641	69MFD31	6579
Ped24: LatB/DblCab 36	36	69MFF30	6083	69MFF31	7021
30 Deep (For Galleries) -	18w 30d 28.4h	Flush 3 Sides			
Ped30: 2F 18		69MBAD0	4725		
Ped30: 2BF 18		69MAAD0	4725		
36 Deep (For Galleries) -	18w 36d 28.4h	Flush 3 Sides			
Ped36: 2F 18		69MBAG0	5657		
Ped36: 2BF 18		69MAAG0	5657		

\$ Add 0.6d, 1.3w

Pedestals that are Flush 3 sides have unfinished backs; otherwise pedestals are finished all sides.

+ Options:

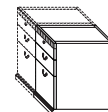
For Toeboards Front & Back: Use Flush 3 Sides number, change last digit to 8 add \$480.



Flush 3 Sides

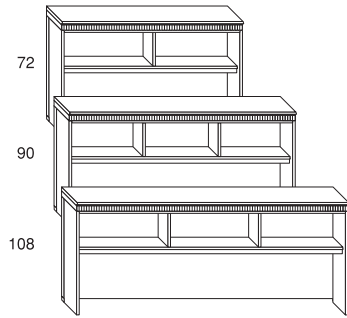


Toebd 4 Sides



Toeboards Front+Back:

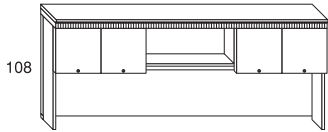
Hutch72



Shelving1 w. Wood Back	w	Sgl\Tbl Shlvs	Flush Ends/Back	\$ Detail 3 Sides	Product No.	List \$	Product No.	List \$
Hutch72: Shelving1 72	72	0\2	69PAR00	8577	69PAR07	9386		
Hutch72: Shelving1 90	90	1\2	69PAW00	9684	69PAW07	10492		
Hutch72: Shelving1 108	108	0\3	69PAY00	10360	69PAY07	11178		

Shelving1 w. Fabric Panel	w	Sgl\Tbl Shlvs	COM yd	Flush Ends/Back	\$ Detail 3 Sides	Product No.	List \$	Product No.	List \$
Hutch72: Shelving1/Fab 72	72	0\2	2.3	69PAR30	9713	69PAR37	10521		
Hutch72: Shelving1/Fab 90	90	0\3	2.8	69PAW30	10985	69PAW37	11786		
Hutch72: Shelving1/Fab 108	108	0\3	3.2	69PAY30	11744	69PAY37	12551		

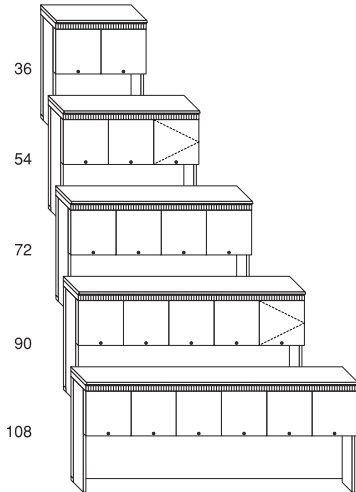
Dimensions: width as listed 15d 45h § Add 1.7 to width
 Note: Fabric Panels over 96w are produced in two sections.



Cabinet1-Shelf w. Wood Back	w	Sgl\Tbl Shlvs	Flush Ends/Back	\$ Detail 3 Sides	Product No.	List \$	Product No.	List \$
Hutch72: Cab1-Shelf1-Cab1 108	108	0\3	69PFY00	11562	69PFY07	12451		

Cabinet1-Shelf w. Fabric Panel	w	Sgl\Tbl Shlvs	COM yd	Flush Ends/Back	\$ Detail 3 Sides	Product No.	List \$	Product No.	List \$
Hutch72: Cab1-Shelf1-Cab1/Fab 108	108	0\3	3.2	69PFY30	12943	69PFY37	13829		

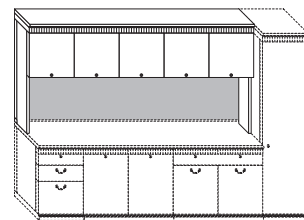
Dimensions: width as listed 15d 45h § Add 1.7 to width
 Note: Fabric Panels over 96w are produced in two sections.



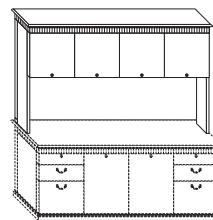
Cabinet1 w. Wood Back	w	Sgl\Tbl Shlvs	Flush Ends/Back	\$ Detail 3 Sides	Product No.	List \$	Product No.	List \$
Hutch72: Cabinet1 36	36	0\1	69PCF00	6868	69PCF07	7761		
Hutch72: Cabinet1 54	54	1\1	69PCL00	9228	69PCL07	10125		
Hutch72: Cabinet1 72	72	0\2	69PCR00	10365	69PCR07	11257		
Hutch72: Cabinet1 90	90	1\2	69PCW00	11137	69PCW07	12033		
Hutch72: Cabinet1 108	108	0\3	69PCY00	11956	69PCY07	12843		

Cabinet1 w. Fabric Panel	w	Sgl\Tbl Shlvs	COM yd	Flush Ends/Back	\$ Detail 3 Sides	Product No.	List \$	Product No.	List \$
Hutch72: Cabinet1/Fab 36	36	0\1	1.8	69PCF30	7518	69PCF37	8402		
Hutch72: Cabinet1/Fab 54	54	1\1	2	69PCL30	10281	69PCL37	11178		
Hutch72: Cabinet1/Fab 72	72	0\2	2.3	69PCR30	11507	69PCR37	12391		
Hutch72: Cabinet1/Fab 90	90	1\2	2.8	69PCW30	12439	69PCW37	13326		
Hutch72: Cabinet1/Fab 108	108	0\3	3.2	69PCY30	13326	69PCY37	14221		

Dimensions: width as listed 15d 45h § Add 1.7 to width
 Note: Fabric Panels over 96w are produced in two sections.

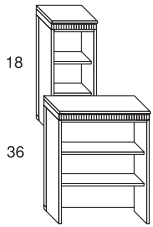


Cabinet1 Hutch w. Fabric Panel
 Flush Ends/Back



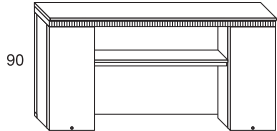
Cabinet1 Hutch w. Wood Back
 Detail 3 Side

Hutch72 (cont.)



Shelving3 w. Wood Back	w	Sgl\Tbl Shlvs	Flush Ends/Back	\$ Detail 3 Sides	Product No.	List \$	Product No.	List \$
Hutch72: Shelving3 18	18	3\0	69PBA00	5415	69PBA07	5741		
Hutch72: Shelving3 36	36	0\3	69PBF00	6657	69PBF07	7539		

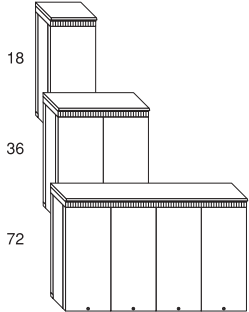
Dimensions: width as listed 15d 45h
Includes one fixed shelf and one adjustable shelf. § Add 1.7 to width



Cab3-Shelf1 w. Wood Back	w	Sgl\Tbl Shlvs	Flush Ends/Back	\$ Detail 3 Sides	Product No.	List \$	Product No.	List \$
Hutch72: Cab3-Shelf1-Cab3 90	90	6\1	69PGW00	13062	69PGW07	13946		

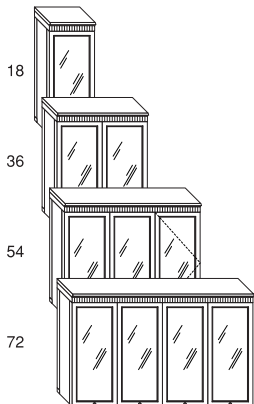
Cab3-Shelf1 w. Fabric Panel	w	Sgl\Tbl Shlvs	Flush Ends/Back	\$ Detail 3 Sides	Product No.	List \$	Product No.	List \$
Hutch72: Cab3-Shelf1/Fab-Cab3 90	90	6\1 2	69PGW30	14109	69PGW37	14992		

Dimensions: width as listed 15d 45h § Add 1.7 to width



Full Wood Doors	w	Sgl\Tbl Shlvs	Flush Ends/Back	\$ Detail 3 Sides	Product No.	List \$	Product No.	List \$
Hutch72: Cabinet3 LH 18	18	3\0	69PEA10	6152	69PEA17	6469		
Hutch72: Cabinet3 RH 18	18	3\0	69PEA20	6152	69PEA27	6469		
Hutch72: Cabinet3 36	36	0\3	69PEF00	7875	69PEF07	8764		
Hutch72: Cabinet3 72	72	0\6	69PER00	13862	69PER07	14347		

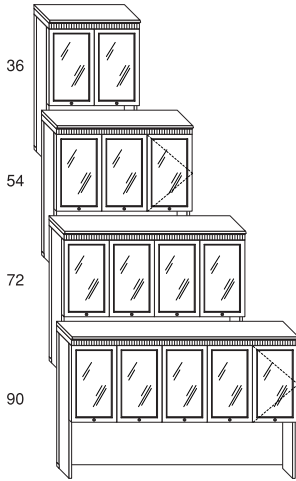
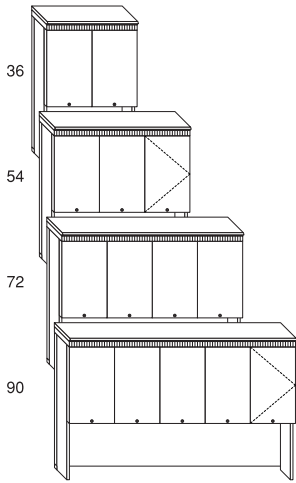
Dimensions: width as listed 15d 45h § Add 1.7 to width



Full Glass Doors	w	Sgl\Tbl Shlvs	Flush Ends/Back	\$ Detail 3 Sides	Product No.	List \$	Product No.	List \$
Hutch72: GlassDrs3 LH 18	18	3\0	69PKA10	8170	69PKA17	8497		
Hutch72: GlassDrs3 RH 18	18	3\0	69PKA20	8170	69PKA27	8497		
Hutch72: GlassDrs3 36	36	0\3	69PKF00	10467	69PKF07	11356		
Hutch72: GlassDrs3 54	54	3\3	69PKL00	14736	69PKL07	15630		
Hutch72: GlassDrs3 72	72	0\6	69PKR00	19042	69PKR07	20019		

Dimensions: width as listed 15d 45h § Add 1.7 to width
Includes clear glass shelves and low voltage LED lights.

Hutch85



			Product No.	List \$	Product No.	List \$
Cabinet2 w. Wood Back	w	Sgl\Tbl Shlvs	Flush Ends/Back	\$ Detail 3 Sides		
Hutch85: Cabinet2 36	36	0\2	69PSF00	7920	69PSF07	8814
Hutch85: Cabinet2 54	54	2\2	69PSL00	10360	69PSL07	11254
Hutch85: Cabinet2 72	72	0\4	69PSR00	11585	69PSR07	12476
Hutch85: Cabinet2 90	90	2\4	69PSW00	12439	69PSW07	13326

Cabinet2 w. Fabric Panel			COM			
Hutch85: Cabinet2/Fab 36	36	0\2	1.8	69PSF30	8564	69PSF37 9454
Hutch85: Cabinet2/Fab 54	54	2\2	2	69PSL30	11420	69PSL37 12308
Hutch85: Cabinet2/Fab 72	72	0\4	2.3	69PSR30	12717	69PSR37 13606
Hutch85: Cabinet2/Fab 90	90	2\4	2.8	69PSW30	13728	69PSW37 14617

Dimensions: width as listed 15d 57.6h

§ Add 1.7 to width

Glass Doors2 w. Wood Back	w	Sgl\Tbl Shlvs	Flush Ends/Back	\$ Detail 3 Sides		
Hutch85: GlassDrs2 36	36	0\2	69PWF00	10350	69PWF07	11238
Hutch85: GlassDrs2 54	54	2\2	69PWL00	14010	69PWL07	14903
Hutch85: GlassDrs2 72	72	0\8	69PWR00	15901	69PWR07	17336
Hutch85: GlassDrs2 90	90	2\4	69PWW00	18506	69PWW07	19397

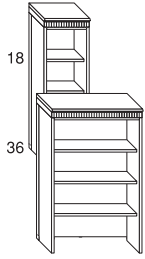
Glass Doors2 w. Fabric Panel			COM			
Hutch85: GlassDrs2/Fab 36	36	0\2	1.8	69PWF30	10997	69PWF37 11888
Hutch85: GlassDrs2/Fab 54	54	2\2	2	69PWL30	15063	69PWL37 15958
Hutch85: GlassDrs2/Fab 72	72	0\4	2.3	69PWR30	17573	69PWR37 18468
Hutch85: GlassDrs2/Fab 90	90	2\4	2.8	69PWW30	19810	69PWW37 20694

Dimensions: width as listed 15d 57.6h

§ Add 1.7 to width

Includes clear glass shelves and low voltage LED lights.

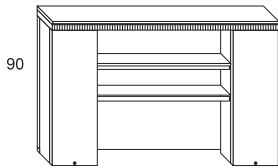
Hutch85 (cont.)



	w	Sgl\Tbl Shlvs	Flush Ends/Back	\$ Detail 3 Sides
Shelving4 Hutch				
Hutch85: Shelving4 18	18	4\0	69PQA00	5741 69PQA07 6549
Hutch85: Shelving4 36	36	0\4	69PQF00	7616 69PQF07 8517

Dimensions: width as listed 15d 57.6h
Includes one fixed shelf and two adjustable shelves.

§ Add 1.7 to width



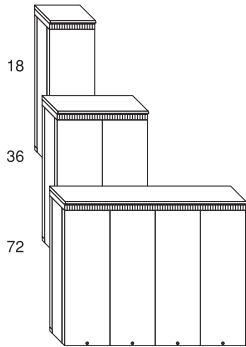
	w	Sgl\Tbl Shlvs	Flush Ends/Back	\$ Detail 3 Sides
Cab4-Shelf2 w. Wood Back				
Hutch85: Cab4-Shelf2-Cab4 90	90	8\2	69PVW00	14350 69PVW07 15245

Cab4-Shelf2 w. Fabric Panel COM

Hutch85: Cab4-Shelf2/Fab-Cab4 90	90	8\2	2 69PVW30	15410 69PVW37 16296
----------------------------------	----	-----	-----------	---------------------

Dimensions: width as listed 15d 57.6h

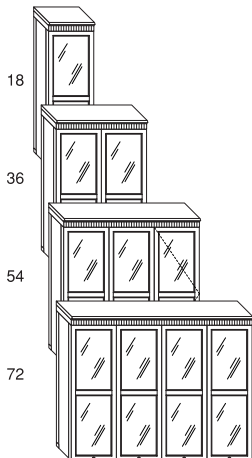
§ Add 1.7 to width



	w	Sgl\Tbl Shlvs	Flush Ends/Back	\$ Detail 3 Sides
Full Wood Doors				
Hutch85: Cabinet4 LH 18	18	4\0	69PTA10	6629 69PTA17 7441
Hutch85: Cabinet4 RH 18	18	4\0	69PTA20	6629 69PTA27 7441
Hutch85: Cabinet4 36	36	0\4	69PTF00	8928 69PTF07 9814
Hutch85: Cabinet4 72	72	0\4	69PTR00	15499 69PTR07 16389

Dimensions: width as listed 15d 57.6h

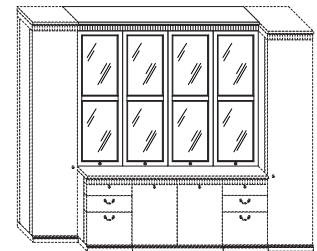
§ Add 1.7 to width



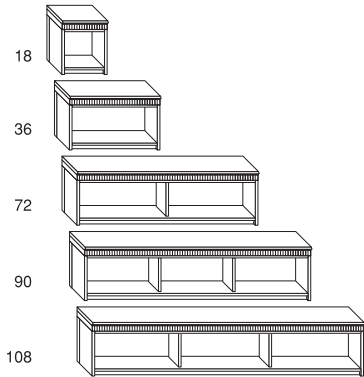
	w	Sgl\Tbl Shlvs	Flush Ends/Back	\$ Detail 3 Sides
Full Glass Doors				
Hutch85: GlassDrs4 LH 18	18	4\0	69PXA10	8991 69PXA17 9808
Hutch85: GlassDrs4 RH 18	18	4\0	69PXA20	8991 69PXA27 9808
Hutch85: GlassDrs4 36	36	0\4	69PXF00	11680 69PXF07 12567
Hutch85: GlassDrs4 54	54	4\4	69PXL00	16521 69PXL07 17412
Hutch85: GlassDrs4 72	72	0\8	69PXR00	21405 69PXR07 22384

Dimensions: width as listed 15d 57.6h
Includes clear glass shelves and low voltage LED lights.

§ Add 1.7 to width



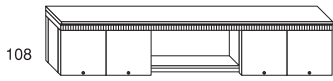
Wall Hutch



Shelving1 Wall Hutches	w	Sg\Ndbl Shlvs	Flush Ends/Back	\$ Detail 3 Sides	Product No.	List \$	Product No.	List \$
Hutch: Shelving1 18	18	1\0	69QAA00	3220	69QAA07	3952		
Hutch: Shelving1 36	36	0\1	69QAC00	4302	69QAC07	5114		
Hutch: Shelving1 72	72	0\2	69QAR00	7660	69QAR07	8470		
Hutch: Shelving1 90	90	0\3	69QAW00	8874	69QAW07	9608		
Hutch: Shelving1 108	108	0\3	69QAY00	10477	69QAY07	11284		

Dimensions: widths as listed 15.9d 21.7h
 Mounting cleats and hardware included.

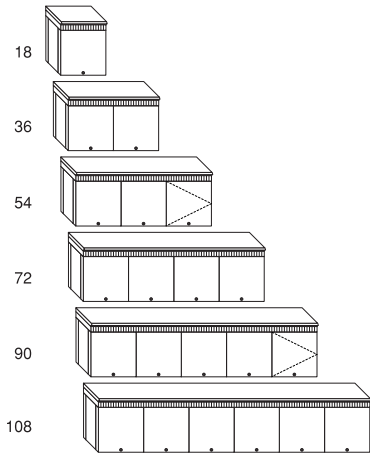
§ Add 1.7 to width



Cabinet1-Shelf1 Wall Hutch	w	Sg\Ndbl Shlvs	Flush Ends/Back	\$ Detail 3 Sides	Product No.	List \$	Product No.	List \$
Hutch: Cab1-Shelf1-Cab1 108	108	0\3	69QFY00	11088	69QFY07	11900		

Dimensions: widths as listed 15.9d 21.7h
 Mounting cleats and hardware included.

§ Add 1.7 to width

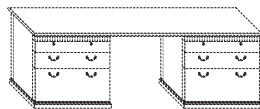
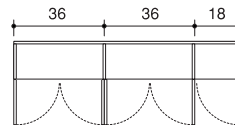
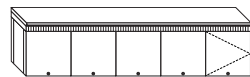


Cabinet1 Wall Hutches	w	Sg\Ndbl Shlvs	Flush Ends/Back	\$ Detail 3 Side	Product No.	List \$	Product No.	List \$
Hutch: Cabinet1 LH 18	18	1\0	69QCA10	3388	69QCA17	4125		
Hutch: Cabinet1 RH 18	18	1\0	69QCA20	3388	69QCA27	4125		
Hutch: Cabinet1 36	36	0\1	69QCC00	5184	69QCC07	5998		
Hutch: Cabinet1 54	54	1\1	69QCL00	8058	69QCL07	8863		
Hutch: Cabinet1 72	72	0\2	69QCR00	9295	69QCR07	10100		
Hutch: Cabinet1 90	90	1\2	69QCW00	10633	69QCW07	11444		
Hutch: Cabinet1 108	108	0\3	69QCY00	11735	69QCY07	12539		

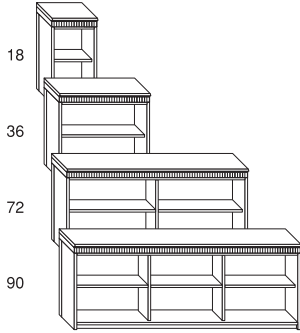
Dimensions: widths as listed 15.9d 21.7h
 Mounting cleats and hardware included.

§ Add 1.7 to width

Hutches with an odd number of doors have a single cabinet, hinged right, on the right end. All other doors are paired in double cabinets.



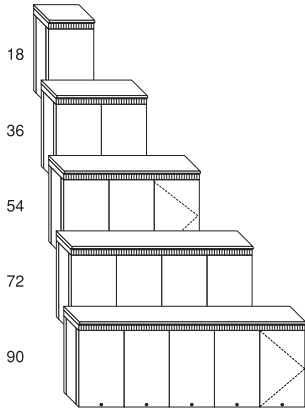
Wall Hutch (cont.)



Shelving2 Wall Hatches	w	Sgl\Tbl Shlvs	Flush Ends/Back	\$ Detail 3 Sides	Product No.	List \$	Product No.	List \$
Hutch: Shelving2 18	18	2\0	69QNA00	3815	69QNA07	4543		
Hutch: Shelving2 36	36	0\2	69QNF00	5904	69QNF07	6715		
Hutch: Shelving2 72	72	0\4	69QNR00	10515	69QNR07	11326		
Hutch: Shelving2 90	90	0\6	69QNW00	12112	69QNW07	12921		

Dimensions: width as listed 15.9d 34.3h
Mounting cleats and hardware included.

§ Add 1.7 to width

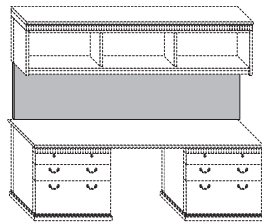


Cabinet2 Wall Hatches	w	Sgl\Tbl Shlvs	Flush Ends/Back	\$ Detail 3 Sides	Product No.	List \$	Product No.	List \$
Hutch: Cabinet2 LH 18	18	2\0	69QRA10	4150	69QRA17	4885		
Hutch: Cabinet2 RH 18	18	2\0	69QRA20	4150	69QRA27	4885		
Hutch: Cabinet2 36	36	0\2	69QRF00	6442	69QRF07	7254		
Hutch: Cabinet2 54	54	2\2	69QRL00	9109	69QRL07	9919		
Hutch: Cabinet2 72	72	0\4	69QRR00	11769	69QRR07	12585		
Hutch: Cabinet2 90	90	2\4	69QRW00	13484	69QRW07	14292		

Dimensions: width as listed 15.9d 34.3h
Mounting cleats and hardware included.

§ Add 1.7 to width

Fabric Panels, Wall Hung



23.4 Height ±	w	23.4h	COM yd	Product No.	List \$
Fabric Wall Panel: 36	36	1.8	70PAF11	634	
Fabric Wall Panel: 54	54	2	70PAL11	1034	
• Fabric Wall Panel: 72	72	2.3	70PAR11	1111	
Fabric Wall Panel: 90	90	2.8	70PAW11	1267	
Fabric Wall Panel: 108	108	3.2	70PAY11	1349	

36 Height ±	w	36h	COM yd	Product No.	List \$
Fabric Wall Panel: 36X	36	1.8	70PAF21	634	
Fabric Wall Panel: 54X	54	2	70PAL21	1034	
Fabric Wall Panel: 72X	72	2.3	70PAR21	1111	
Fabric Wall Panel: 90X	90	2.8	70PAW21	1267	
Fabric Wall Panel: 108X	108	3.2	70PAY21	1349	

36 Height units are not recommended for use with Shelving2 or Cabinet2 Wall Hatches.

Mounting cleats and hardware included.

Wall Hung Fabric Panels allow for cord passage between the panel and the wall.

Note: Fabric Panels over 96w are produced in two sections.

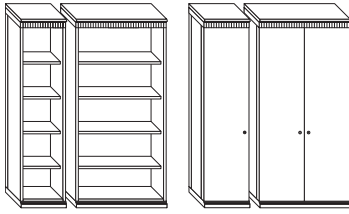
Shipping address for COM/COL materials and memo samples:

TUOHY Furniture Corporation, P1 Upholstery Receiving, 42 Saint Albans Place, Chatfield, MN 55923

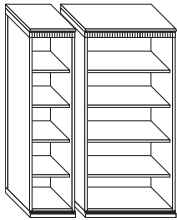


Please provide tagging information as needed for your project.

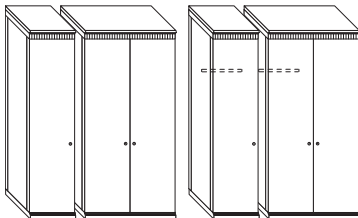
Towers72



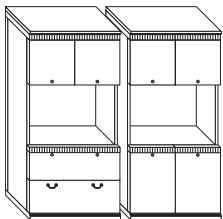
	w	15.9d	74.9h	Product No.	List \$
15 Deep Towers				Flush Ends/Back	
• Tower 72/15: Shelving 18	18			69TAA00	6451
• Tower 72/15: DblShelving 36	36			69TAF00	9488
• Tower 72/15: Cabinet LH 18	18			69TBA10	6723
• Tower 72/15: Cabinet RH 18	18			69TBA20	6723
• Tower 72/15: DblCabinet 36	36			69TBF00	10943



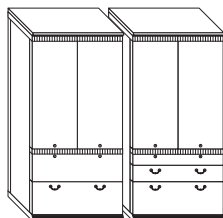
	w	24.9d	74.9h	Product No.	List \$
24 Deep Shelving				Flush Ends/Back	
• Tower 72/24: Shelving 18	18			69TAA30	7809
• Tower 72/24: DblShelving 36	36			69TAF30	11284



	w	24.9d	74.9h	Product No.	List \$
24 Deep Cabinets				Flush Ends/Back	
• Tower 72/24: Cabinet LH 18	18			69TBA40	8180
• Tower 72/24: Cabinet RH 18	18			69TBA50	8180
• Tower 72/24: DblCabinet 36	36			69TBF30	13293
• Tower 72/24: Garment LH 18	18			69TCA40	7641
• Tower 72/24: Garment RH 18	18			69TCA50	7641
• Tower 72/24: Garment:Cab 36	36			69TCF40	12745
• Tower 72/24: Cab:Garment 36	36			69TCF50	12745



	w	24.9d	74.9h	Product No.	List \$
24 Deep Shelving				Flush Ends/Back	
• Tower 72/24: Cab/Shlv/LatF 36	36			69THF30	13903
• Tower 72/24: Cab/Shlv/Cab 36	36			69TJF30	13531



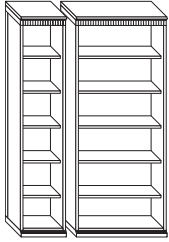
	w	24.9d	74.9h	Product No.	List \$
24 Deep Cabinet/Drawers				Flush Ends/Back	
• Tower 72/24: Cab/LatF 36	36			69TEF30	14475
• Tower 72/24: Cab/LatB/LatF 36	36			69TFF30	14895

§

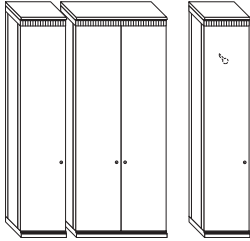
Add 1.7 to width

Units with glass doors include glass shelves and low voltage LED lights.

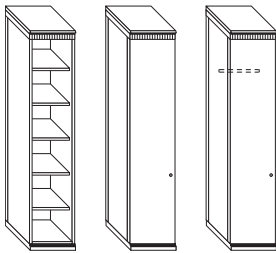
Towers85



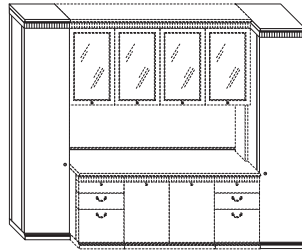
	15 Deep Shelving	w 15.9d 87.5h	Product No.	List \$
•	Tower 85/15: Shelving 18	18	69UAA00	7127
•	Tower 85/15: DblShelving 36	36	69UAF00	9821



	15 Deep Cabinets	w 15.9d 87.5h	Flush Ends/Back	
•	Tower 85/15: Cabinet LH 18	18	69UBA10	7671
•	Tower 85/15: Cabinet RH 18	18	69UBA20	7671
•	Tower 85/15: DblCabinet 36	36	69UBF00	11284
•	Tower 85/15: Garment LH 18	18	69UCA10	7406
•	Tower 85/15: Garment RH 18	18	69UCA20	7406

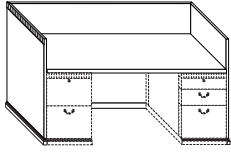


	24 Deep Towers	18w 24.9d 87.5h	Flush Ends/Back	
•	Tower 85/24: Shelving 18		69UAA30	8559
•	Tower 85/24: Cabinet LH 18		69UBA40	9268
•	Tower 85/24: Cabinet RH 18		69UBA50	9268
•	Tower 85/24: Garment LH 18		69UCA40	8896
•	Tower 85/24: Garment RH 18		69UCA50	8896

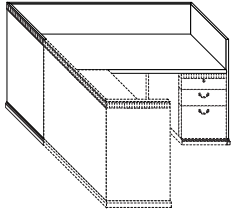


Product No. List \$

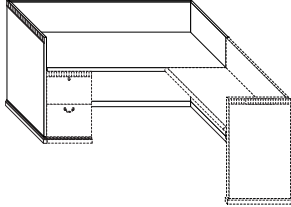
Desk/Credenza Shells



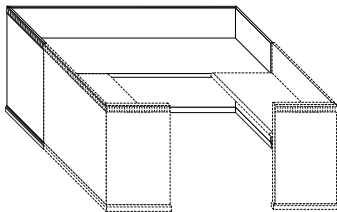
Desk/Credenza Shells	w	d	42h		
Gallery Desk/Cred: 66x24	68	25		69NGP03	8703
Gallery Desk/Cred: 66x30	68	31		69NGP05	9212
Gallery Desk/Cred: 72x24	74	25		69NGR03	8933
Gallery Desk/Cred: 72x30	74	31		69NGR05	9487
• Gallery Desk/Cred: 72x36	74	37		69NGR07	10093
Gallery Desk/Cred: 78x24	80	25		69NGT03	9170
Gallery Desk/Cred: 78x30	80	31		69NGT05	9677
Gallery Desk/Cred: 78x36	80	37		69NGT07	10295
Gallery Desk/Cred: 84x24	86	25		69NGV03	9333
Gallery Desk/Cred: 84x30	86	31		69NGV05	9864
Gallery Desk/Cred: 84x36	86	37		69NGV07	10492
Gallery Desk/Cred: 90x24	92	25		69NGW03	9660
Gallery Desk/Cred: 90x30	92	31		69NGW05	10122
Gallery Desk/Cred: 90x36	92	37		69NGW07	10753



Desk/Credenza Shell for LH Attach	w	d	42h		
Gallery Desk/Cred: LH 66x24	68	25		69NGP13	9160
Gallery Desk/Cred: LH 66x30	68	31		69NGP15	9664
Gallery Desk/Cred: LH 72x24	74	25		69NGR13	9383
Gallery Desk/Cred: LH 72x30	74	31		69NGR15	9930
• Gallery Desk/Cred: LH 72x36	74	37		69NGR17	10212
Gallery Desk/Cred: LH 78x24	80	25		69NGT13	9618
Gallery Desk/Cred: LH 78x30	80	31		69NGT15	10125
Gallery Desk/Cred: LH 78x36	80	37		69NGT17	10745
Gallery Desk/Cred: LH 84x24	86	25		69NGV13	9779
Gallery Desk/Cred: LH 84x30	86	31		69NGV15	10315
Gallery Desk/Cred: LH 84x36	86	37		69NGV17	10943
Gallery Desk/Cred: LH 90x24	92	25		69NGW13	10112
Gallery Desk/Cred: LH 90x30	92	31		69NGW15	10570
Gallery Desk/Cred: LH 90x36	92	37		69NGW17	11207



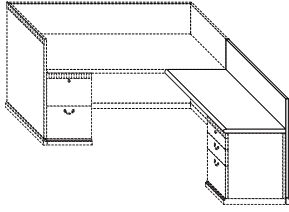
Desk/Credenza Shell for RH Attach	w	d	42h		
Gallery Desk/Cred: RH 66x24	68	25		69NGP23	9160
Gallery Desk/Cred: RH 66x30	68	31		69NGP25	9664
Gallery Desk/Cred: RH 72x24	74	25		69NGR23	9383
Gallery Desk/Cred: RH 72x30	74	31		69NGR25	9930
• Gallery Desk/Cred: RH 72x36	74	37		69NGR27	10212
Gallery Desk/Cred: RH 78x24	80	25		69NGT23	9618
Gallery Desk/Cred: RH 78x30	80	31		69NGT25	10125
Gallery Desk/Cred: RH 78x36	80	37		69NGT27	10745
Gallery Desk/Cred: RH 84x24	86	25		69NGV23	9779
Gallery Desk/Cred: RH 84x30	86	31		69NGV25	10315
Gallery Desk/Cred: RH 84x36	86	37		69NGV27	10943
Gallery Desk/Cred: RH 90x24	92	25		69NGW23	10112
Gallery Desk/Cred: RH 90x30	92	31		69NGW25	10570
Gallery Desk/Cred: RH 90x36	92	37		69NGW27	11207



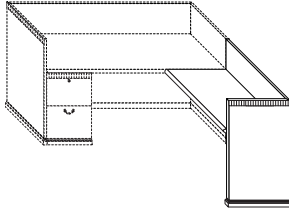
Desk/Credenza Shell for Dual Attach	w	d	42h		
Gallery Desk/Cred: Dual 84x30	86	31		69NGV35	10763
Gallery Desk/Cred: Dual 84x36	86	37		69NGV37	11389
Gallery Desk/Cred: Dual 90x30	92	31		69NGW35	11588
• Gallery Desk/Cred: Dual 90x36	92	37		69NGW37	11652

Product No. List \$

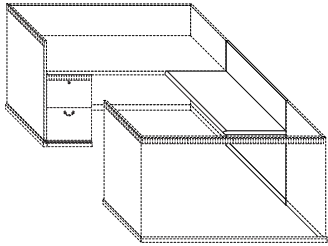
Runoff and Bridge Shells



Runoff w. Open End: LH & RH Attach	w	d	42h		
Gallery Runoff: Open End LH 42	43	25		69NHH13	5256
Gallery Runoff: Open End LH 48	49	25		69NHJ13	5550
Gallery Runoff: Open End LH 54	55	25		69NHL13	6117
Gallery Runoff: Open End RH 42	43	25		69NHH23	5256
• Gallery Runoff: Open End RH 48	49	25		69NHJ23	5550
Gallery Runoff: Open End RH 54	55	25		69NHL23	6117

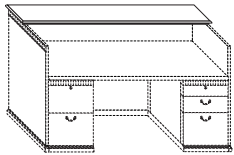


Runoff w. Panel End: LH & RH Attach	w	d	42h		
Gallery Runoff: Panel End LH 42	43	25		69NJH13	6681
Gallery Runoff: Panel End LH 48	49	25		69NJJ13	6976
Gallery Runoff: Panel End LH 54	55	25		69NJL13	7543
Gallery Runoff: Panel End RH 42	43	25		69NHJ23	6681
• Gallery Runoff: Panel End RH 48	49	25		69NJJ23	6976
Gallery Runoff: Panel End RH 54	55	25		69NJL23	7543

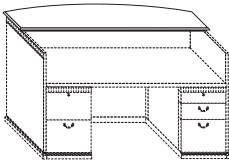


Bridge (Non-handed)	w	d	42h		
Gallery Bridge 42x18	42	18		69NKH01	5461
Gallery Bridge 48x18	48	18		69NKJ01	5626
Gallery Bridge 42x24	42	25		69NKH03	5551
• Gallery Bridge 48x24	48	25		69NKJ03	5720

Transaction Tops

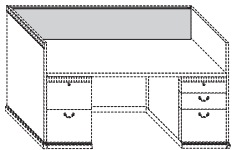


Transaction Top: Rectangular	w	13.7d	1.5th		
GalleryTop 66	68			69NTP03	2396
• GalleryTop 72	74			69NTR03	2455
GalleryTop 78	80			69NTS03	2497
GalleryTop 84	86			69NTV03	2528
GalleryTop 90	92			69NTW03	2704



Transaction Top: D-Shape	w	19.7d	1.5th		
GalleryTop/D 66	68			69NTP33	3234
• GalleryTop/D 72	74			69NTR33	3298
GalleryTop/D 78	80			69NTS33	3346
GalleryTop/D 84	86			69NTV33	3383
GalleryTop/D 90	92			69NTW33	3551

Fabric Panels



Fabric Panels	w	1 th	COM yd	12h (42 Panels)	
Gallery Fabric Pnl: 12	12		0.5	73NR0FF	443
Gallery Fabric Pnl: 18	18		0.6	73NRAFF	480
Gallery Fabric Pnl: 24	24		0.7	73NRCFF	521
Gallery Fabric Pnl: 30	30		1	73NRDFF	564
Gallery Fabric Pnl: 36	36		1.1	73NRRFF	609
Gallery Fabric Pnl: 42	42		1.3	73NRHFF	733
Gallery Fabric Pnl: 48	48		1.5	73NRJFF	862
Gallery Fabric Pnl: 54	54		1.6	73NRLFF	987
Gallery Fabric Pnl: 60	60		1.7	73NRNFF	1010
Gallery Fabric Pnl: 66	66		2	73NRPFF	1033
• Gallery Fabric Pnl: 72	72		2.1	73NRRFF	1052
Gallery Fabric Pnl: 78	78		2.3	73NRTFF	1108
Gallery Fabric Pnl: 84	84		2.5	73NRVFF	1149
Gallery Fabric Pnl: 90	90		2.7	73NRWFF	1206

Shipping address for COM/COL materials and memo samples:
TUOHY Furniture Corporation, P1 Upholstery Receiving, 42 Saint Albans Place, Chatfield, MN 55923



Please provide tagging information as needed for your project.

PRICING & SPECIFICATION GUIDE
Axis Collection

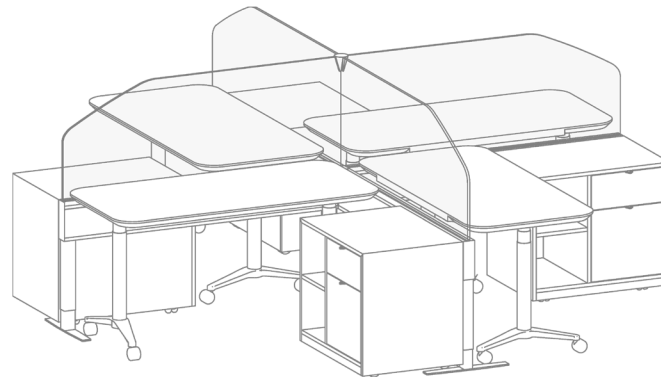
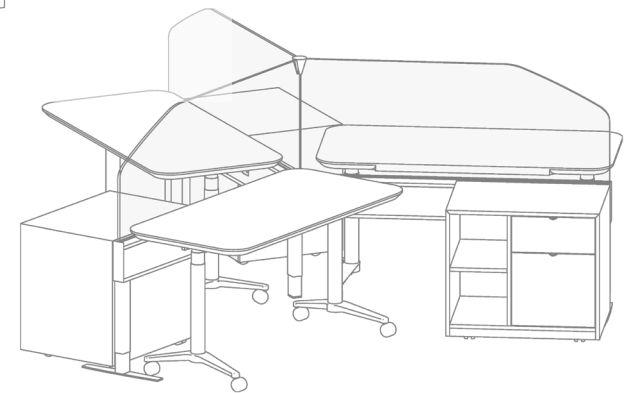
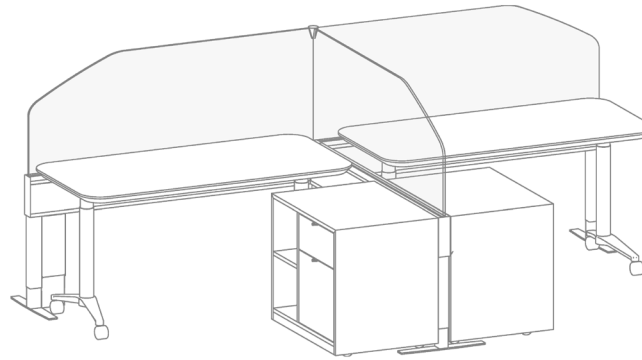
June 1, 2023

TUOHY

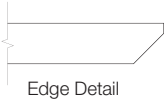
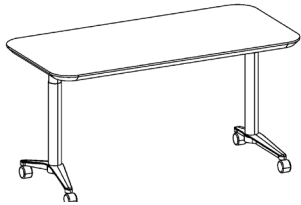


Casegoods: **Axis**

- | | |
|-------------------------------|------|
| Mobile Tables | AA3 |
| Mobile Pedestals | AA4 |
| Panel System | AA6 |
| Power Infeeds | AA7 |
| End Mount Pole | AA7 |
| Data Connectors | AA7 |
| Divider Screens | AA8 |
| Clear Glass | AA8 |
| Low-Iron Glass | AA9 |
| Grey Glass | AA10 |
| Acid Etched on Clear Glass | AA11 |
| Acid-Etched on Low-Iron Glass | AA12 |
| Acoustic Panels | AA13 |



Mobile Tables
Height Adjustable



Description	Prod. No. Prefix	Top Material (specify by code)			Wire Management Basket (Optional)
		HPL	Wood 1	Wood 2	
Adj Ht Mobile Table, 26.5-52.5h		...HPL	...W1	...W2	WMB
• 60 x 30 Table	AXA6030...	5287	5566	5956	404
72 x 30 Table	AXA7230...	5428	5714	6114	404

To Include Wire Management Basket Append **WMB** to End of Product Number. Add Cost to List Price.

> To Order:

For product number, append Top Material Code to Prod. No. Prefix.
For list price, read across from Prefix Code and down from Top Material Code; price includes leg and foot finish option.
Ex. For 60x30 Table with Wood1 Top, product number is AXA6030W1; list price is \$5566.

! Notes:

HPL: Formica 949-58 White with PVC Edge.

Wood1: All TUOHY Wood1 offerings.

Wood2: All TUOHY Wood2 offerings.

Tops have Bevel Edge Detail.

Worksurfaces are undersized 1-in on all sides to allow for pinch point clearances.

All tables include Linak USB Charger with One USB Type A 7.5W, Two USB Type-C 50W. White Finish.

Linak USB Charger to be field mounted to top or bottom of worksurface. Plugs directly to control box.
Optional Wire Management Basket is finished MRB Resin Black; includes 6-outlet surge protector.

+ Options

Specify metal leg and foot finish: MRB Resin Black, MRW Resin White, MRSA Resin Satin Aluminum.

To Add Optional Baltic Birch Top Edgeband specify Option BB (no price change). Only available on Wood Tops.

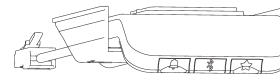
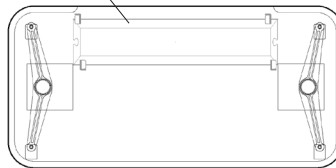
The BB Edge will receive the same stain as the veneer top which may result in a dramatic color contrast.

Desks are electric powered. See below for battery power for desk.



Baltic Birch Edgeband

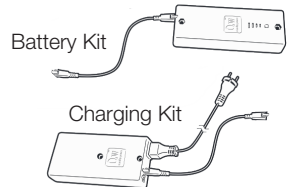
Optional Wire Management Basket



Adjustable Height Table Controller

Battery Power Options

Battery Kit	ELBK	975
Charging Kit	ELCK	200



! Notes:

Battery Kit includes Battery and 8-in cable to plug into desk control box.

Charging Kit includes 8-in cable, charger, and power cable.

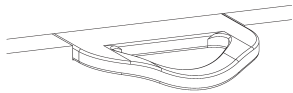
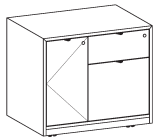
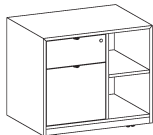
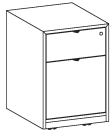
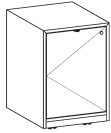
Wire Management Basket is recommended.

Specify: Product Number & Qty
Tagging
Wood Finish

• Denotes Item is illustrated.
- Includes locks.

Prices listed in Wood1 Finishes.

Mobile Pedestals, 26.75h
Mitered Construction



Pull Detail

Description	18d		21d	
	Prod. No.	List \$	Prod. No.	List \$
• Cabinet 18w LH	AXBCL18	2759	AXCCL18	2902
Cabinet 18w RH	AXBCR18	2759	AXCCR18	2902
Cabinet 20w LH	AXBCL20	2809	AXCCL20	3231
Cabinet 20w RH	AXBCR20	2809	AXCCR20	3231
Cabinet 30w DBL	AXBC30	3037	AXCC30	3493
Cabinet 36w DBL	AXBC36	3231	AXCC36	3715
• Box/File 18w	AXBR18	3128	AXCR18	3309
Box/File 20w	AXBR20	3166	AXCR20	3641
• Box/File18 - Open12 30w	AXBRA30	3503	AXCRA30	4028
Box/File18 - Open18 36w	AXBRA36	3734	AXCRA36	4294
Open12 - Box/File18 30w	AXBAR30	3503	AXCAR30	4028
Open18 - Box/File18 36w	AXBAR36	3734	AXCAR36	4294
Box/File18 - RH Cabinet12 30w	AXBRC30	3658	AXCRC30	4207
Box/File18 - RH Cabinet18 36w	AXBRC36	3825	AXCRC36	4399
• LH Cabinet12 - Box/File18 30w	AXBCR30	3658	AXCCR30	4207
LH Cabinet18 - Box/File18 36w	AXBCR36	3825	AXCCR36	4399

! Notes:

Mobile Pedestals are finished all sides
Mitered Construction

+ Options

Specify Pull Finish: MRB Resin Black, MRW Resin White, MRSA Resin Satin Aluminum
Locks are included standard. For No Locks Specify NL.

To add optional Baltic Birch Top Edgeband specify Option BB, No Price Change.

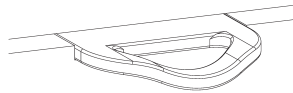
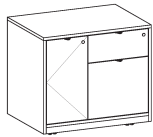
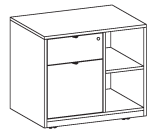
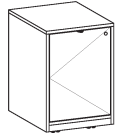
The BB Edge will receive the same stain as the veneer case which may result in a dramatic color contrast.

Specify: Product Number & Qty
Tagging
Wood Finish

• Denotes Item is illustrated.
- Includes locks.

Prices listed in Wood1 Finishes.

Mobile Pedestals, 26.75h
Butt-Joint Construction



Pull Detail

Description	18d		21d	
	Prod. No.	List \$	Prod. No.	List \$
• Cabinet 18w LH	AXDCL18	1986	AXECL18	2089
Cabinet 18w RH	AXDCR18	1986	AXECL18	2089
Cabinet 20w LH	AXDCL20	2023	AXECL20	2326
Cabinet 20w RH	AXDCR20	2023	AXECL20	2326
Cabinet 30w DBL	AXDC30	2187	AXEC30	2515
Cabinet 36w DBL	AXDC36	2326	AXEC36	2675
• Box/File 18w	AXDR18	2252	AXER18	2383
Box/File 20w	AXDR20	2280	AXER20	2622
• Box/File18 - Open12 30w	AXDRA30	2522	AXERA30	2900
Box/File18 - Open18 36w	AXDRA36	2689	AXERA36	3092
Open12 - Box/File18 30w	AXDAR30	2522	AXEAR30	2900
Open18 - Box/File18 36w	AXDAR36	2689	AXEAR36	3092
Box/File18 - RH Cabinet12 30w	AXDRC30	2634	AXERC30	3029
Box/File18 - RH Cabinet18 36w	AXDRC36	2754	AXERC36	3167
• LH Cabinet12 - Box/File18 30w	AXDCR30	2561	AXECL30	3029
LH Cabinet18 - Box/File18 36w	AXDCR36	2677	AXECL36	3167

! Notes:

Mobile Pedestals are finished all sides
Butt-Joint Construction

+ Options

Specify Pull Finish: MRB Resin Black, MRW Resin White, MRSA Resin Satin Aluminum
Locks are included standard. For No Locks Specify NL.

To add optional Baltic Birch Top Edgeband specify Option BB, No Price Change.

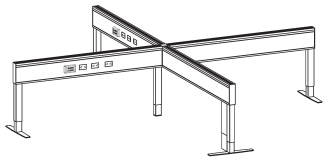
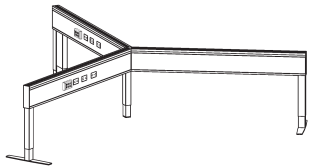
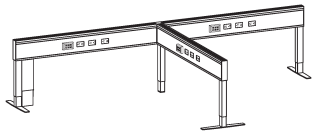
The BB Edge will receive the same stain as the veneer case which may result in a dramatic color contrast.

Specify: Product Number & Qty
Tagging
Wood Finish

- Denotes Item is illustrated.
- Includes locks.

Prices listed in Wood1 Finishes.

Panel System, 26.8h



Description	Product No.	List \$	+ Cover Panel (Optional)	
			Wood1	Wood2
T-Station (2 Person)			W1	W2
60 x 60 x 60	AXFA	8503	2143	2250
• 60 x 60 x 72	AXFB	8750	2566	2695
72 x 72 x 60	AXFC	8919	2566	2695
72 x 72 x 72	AXFD	9121	2329	2446
Y-Station (3 Person)			W1	W2
• 60 x 60 x 60	AXGA	8227	2143	2250
72 x 72 x 72	AXGB	8844	2329	2446
X-Station (4 Person)			W1	W2
• 60 x 60 x 60 x 60	AXHA	10626	2486	2611
60 x 72 x 60 x 72	AXHB	11081	3306	3471
72 x 72 x 72 x 72	AXHC	11467	3069	3223



For Optional Cover Panel, append the Cover Panel Code to the Prod. No. add Cost to List Price.

! Notes:

- Each Powered Beam includes 15 Amp Outlets, (2) Circuit 1 Outlets, and (1) Circuit 4 Outlets.
- Each Powered Beam includes Single Gang Plate Adapter and 6 Port Data Gang Plate.
- Data Connectors and/or Hole Blanks need to be ordered separately.
- Each Station includes Infeed Box.
- Specify Divider Screens from listing on page AAX8-AAX13

+ Options:

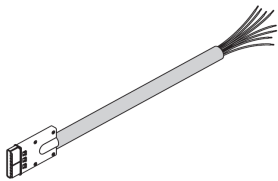
- Specify Panel System Finish: Black (~MRB). Power Receptacles are Black.
- Satin White (~MRW). Power Receptacles are White
- Metallic Silver (~MRSA). Power Receptacles are Black.
- For Chicago Code append CC to end of Product Number; No price change. See Following Notes Specific to Chicago Code:
 - Junction box allows for two Single Gang Outlets per side.
 - Junction boxes do not include electrical connectors.
 - Boxes are UL Listed.
 - Boxes have standard 0.875-in knockouts for electrical connectors.
 - Junction boxes can be used with either 15 Amp or 20 Amp Single Gang Outlets.
 - Standard NEMA outlets.
 - Decorative outlets cannot be used.

Specify: Product Number & Qty
 Tagging
 Wood Finish

- Denotes Item is illustrated.
- Includes locks.

Prices listed in Wood1 Finishes.

Power Infeeds



Description	Product No.	List \$
Power Infeeds - 8 Wire 4 Circuit Hardwire		
72-in Infeed	AXJ-72	494
72-in New York Infeed	AXJ-NY	983
144-in Ceiling Infeed*	AXJ-144	579

! Notes:
 Side-mount Base In-feeds provide interface with building power at the end of the power units and mounts to the powerway at the jumper location.
 Each Base In-feed is 6-in length, encased in "Liquid Tight".
 New York City Code requires the use of a special Base Feed with an In-line Junction Box.
 The Power Infeeds are Not available in a Soft Plug option.
 *Ceiling Infeed Option requires a separately specified End Mount Pole.

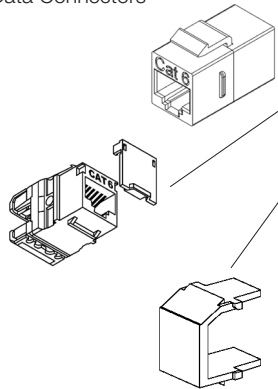
End Mount Pole



End Mount Pole	AXKA	1627
----------------	------	------


! Notes:
 End Mount Poles are used for concealing In-Feeds or Data Cables from a Max 11-Ft 6-in standard suspended ceiling.
 Order Ceiling Infeed Separately.
 Poles Must be attached to ceiling grid at time of installation. Beam will not support End Mount Pole alone.
 Poles are Not UL listed for splicing cables in pole and are for Aesthetic Purposes Only.
 Specify End Mount Pole finish: Black (~MRB), Satin White (~MRW), Metallic Silver (~MRSA)

Data Connectors



Data		
Cat 6 Inline Coupler, Black	AXLA	21
Cat 6 MT-Series Keystone, Black	AXLB	21
Blank Keystone Module (10-Pack), Black	AXLC	15

! Notes:
 Each Data Plate in the Panel System Includes 6 Ports.



Specify: Product Number & Qty
 Tagging
 Wood Finish

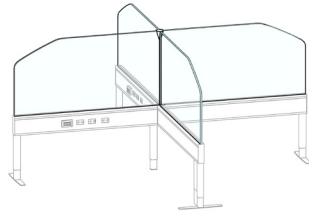
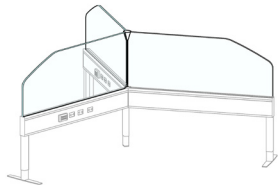
- Denotes Item is illustrated.
- Includes locks.

Prices listed in Wood1 Finishes.

Divider Screens

Clear Glass

Divider Screen only.
See pg AX6 for Cooresponding
Panel System.



Description	Product No.	List \$	Product No.	List \$	Product No.	List \$
Glass Divider for T-Station (2 Person)	16"h (42" Installed)		28"h (54" Installed)		34"h (60" Installed)	
60 x 60 x 60	• AXFAU16	1555	AXFAU28	3269	AXFAU34	3741
60 x 60 x 72	AXFBU16	1630	AXFBU28	3431	AXFBU34	3930
72 x 72 x 60	AXFCU16	1705	AXFCU28	3593	AXFCU34	4119
72 x 72 x 72	AXFDU16	1781	AXFDU28	3755	AXFDU34	4308
Glass Divider for Y-Station (3 Person)	16"h (42" Installed)		28"h (54" Installed)		34"h (60" Installed)	
60 x 60 x 60	AXGAU16	1555	• AXGAU28	3269	AXGAU34	3741
72 x 72 x 72	AXGDU16	1781	AXGDU28	3755	AXGDU34	4308
Glass Divider for X-Station (4 Person)	16"h (42" Installed)		28"h (54" Installed)		34"h (60" Installed)	
60 x 60 x 60 x 60	AXHAU16	1992	AXHAU28	4270	• AXHAU34	4899
60 x 72 x 60 x 72	AXHBU16	2143	AXHBU28	4593	AXHBU34	5277
72 x 72 x 72 x 72	AXHDU16	2293	AXHDU28	4917	AXHDU34	5655

! Notes:

Divider Screen Product Numbers include a complete set of divider screens for the panel system layout.
Ex. AXFAU16 Includes three 16h Clear Glass Divider Screens to be used with the item number AXFA panel sytem listed on page AAX6.

Specify: Product Number & Qty
Tagging
Wood Finish

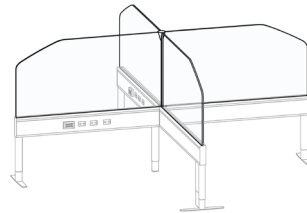
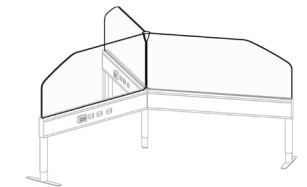
- Denotes Item is illustrated.
- Includes locks.

Prices listed in Wood1 Finishes.

Divider Screens

Low-Iron Glass

Divider Screen only.
See pg AX6 for Cooresponding
Panel System.



Description	Product No.	List \$	Product No.	List \$	Product No.	List \$
Glass Divider for T-Station (2 Person)	16"h (42" Installed)		28"h (54" Installed)		34"h (60" Installed)	
60 x 60 x 60	• AXFAV16	1716	AXFAV28	3579	AXFAV34	4118
60 x 60 x 72	AXFBV16	1802	AXFBV28	3761	AXFBV34	4331
72 x 72 x 60	AXFCV16	1887	AXFCV28	3943	AXFCV34	4545
72 x 72 x 72	AXFDV16	1973	AXFDV28	4125	AXFDV34	4758
Glass Divider for Y-Station (3 Person)	16"h (42" Installed)		28"h (54" Installed)		34"h (60" Installed)	
60 x 60 x 60	AXGAV16	1716	• AXGAV28	3579	AXGAV34	4118
72 x 72 x 72	AXGDV16	1973	AXGDV28	4125	AXGDV34	4758
Glass Divider for X-Station (4 Person)	16"h (42" Installed)		28"h (54" Installed)		34"h (60" Installed)	
60 x 60 x 60 x 60	AXHAV16	2207	AXHAV28	4684	• AXHAV34	5402
60 x 72 x 60 x 72	AXHBV16	2379	AXHBV28	5047	AXHBV34	5828
72 x 72 x 72 x 72	AXHDV16	2550	AXHDV28	5411	AXHDV34	6255

! Notes:

Divider Screen Product Numbers include a complete set of divider screens for the panel system layout.
Ex. AXFAV16 Includes three 16h Low-Iron Glass Divider Screens to be used with the item number AXFA panel sytem listed on page AAX6.

Specify: Product Number & Qty
Tagging
Wood Finish

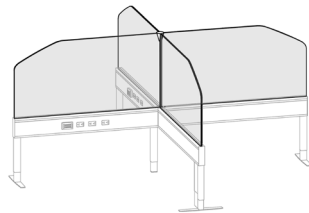
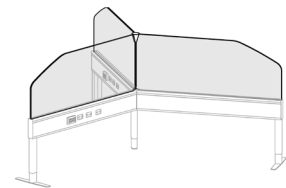
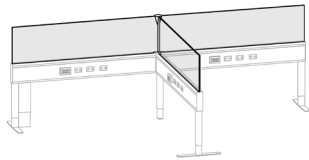
- Denotes Item is illustrated.
- Includes locks.

Prices listed in Wood1 Finishes.

Divider Screens

Grey Glass

Divider Screen only.
See pg AX6 for Cooresponding
Panel System.



Description	Product No.	List \$	Product No.	List \$	Product No.	List \$
Glass Divider for T-Station (2 Person)						
	16"h (42" Installed)		28"h (54" Installed)		34"h (60" Installed)	
60 x 60 x 60	• AXFAW16	2288	AXFAW28	4690	AXFAW34	5406
60 x 60 x 72	AXFBW16	2397	AXFBW28	4931	AXFBW34	5689
72 x 72 x 60	AXFCW16	2505	AXFCW28	5171	AXFCW34	5971
72 x 72 x 72	AXFDW16	2614	AXFDW28	5412	AXFDW34	6254
Glass Divider for Y-Station (3 Person)						
	16"h (42" Installed)		28"h (54" Installed)		34"h (60" Installed)	
60 x 60 x 60	AXGAW16	2288	• AXGAW28	4690	AXGAW34	5406
72 x 72 x 72	AXGDW16	2614	AXGDW28	5412	AXGDW34	6254
Glass Divider for X-Station (4 Person)						
	16"h (42" Installed)		28"h (54" Installed)		34"h (60" Installed)	
60 x 60 x 60 x 60	AXHAW16	2970	AXHAW28	6164	• AXHAW34	7119
60 x 72 x 60 x 72	AXHBW16	3187	AXHBW28	6646	AXHBW34	7684
72 x 72 x 72 x 72	AXHDW16	3404	AXHDW28	7128	AXHDW34	8250

! Notes:

Divider Screen Product Numbers include a complete set of divider screens for the panel system layout.
Ex. AXFAW16 Includes three 16h Grey Glass Divider Screens to be used with the item number AXFA panel sytem listed on page AAX6.

Specify: Product Number & Qty
Tagging
Wood Finish

• Denotes Item is illustrated.
- Includes locks.

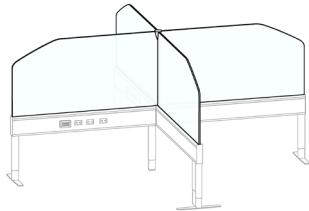
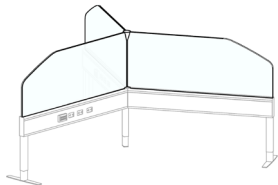
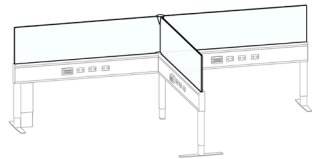
Prices listed in Wood1 Finishes.

Divider Screens

Acid Etched on Clear Glass

Divider Screen only.

See pg AX6 for Cooresponding Panel System.



Description	Product No.	List \$	Product No.	List \$	Product No.	List \$
Glass Divider for T-Station (2 Person)	16"h (42" Installed)		28"h (54" Installed)		34"h (60" Installed)	
60 x 60 x 60	• AXFAX16	1988	AXFAX28	4104	AXFAX34	4755
60 x 60 x 72	AXFBX16	2092	AXFBX28	4320	AXFBX34	5009
72 x 72 x 60	AXFCX16	2195	AXFCX28	4535	AXFCX34	5263
72 x 72 x 72	AXFDX16	2298	AXFDX28	4751	AXFDX34	5518
Glass Divider for Y-Station (3 Person)	16"h (42" Installed)		28"h (54" Installed)		34"h (60" Installed)	
60 x 60 x 60	AXGAX16	1988	• AXGAX28	4104	AXGAX34	4755
72 x 72 x 72	AXGDX16	2298	AXGDX28	4751	AXGDX34	5518
Glass Divider for X-Station (4 Person)	16"h (42" Installed)		28"h (54" Installed)		34"h (60" Installed)	
60 x 60 x 60 x 60	AXHAX16	2570	AXHAX28	5383	• AXHAX34	6251
60 x 72 x 60 x 72	AXHBX16	2777	AXHBX28	5814	AXHBX34	6760
72 x 72 x 72 x 72	AXHDX16	2983	AXHDX28	6246	AXHDX34	7268

! Notes:

Divider Screen Product Numbers include a complete set of divider screens for the panel system layout.

Ex. AXFAX16 Includes three 16h Acid Etched on Clear Glass Divider Screens to be used with the item number AXFA panel sytem listed on page AAX6.

Specify: Product Number & Qty
Tagging
Wood Finish

- Denotes Item is illustrated.
- Includes locks.

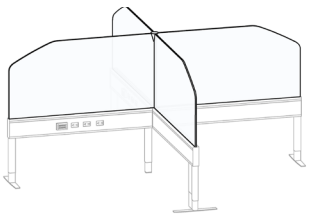
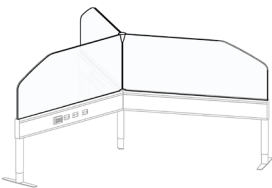
Prices listed in Wood1 Finishes.

Divider Screens

Acid Etched on Low-Iron Glass

Divider Screen only.

See pg AX6 for Cooresponding Panel System.



Description	Product No.	List \$	Product No.	List \$	Product No.	List \$
Glass Divider for T-Station (2 Person)	16"h (42" Installed)		28"h (54" Installed)		34"h (60" Installed)	
60 x 60 x 60	• AXFAY16	2280	AXFAY28	4665	AXFAY34	5436
60 x 60 x 72	AXFBY16	2402	AXFBY28	4917	AXFBY34	5734
72 x 72 x 60	AXFCY16	2524	AXFCY28	5168	AXFCY34	6032
72 x 72 x 72	AXFDY16	2646	AXFDY28	5420	AXFDY34	6330
Glass Divider for Y-Station (3 Person)	16"h (42" Installed)		28"h (54" Installed)		34"h (60" Installed)	
60 x 60 x 60	AXGAY16	2280	• AXGAY28	4665	AXGAY34	5436
72 x 72 x 72	AXGDY16	2646	AXGDY28	5420	AXGDY34	6330
Glass Divider for X-Station (4 Person)	16"h (42" Installed)		28"h (54" Installed)		34"h (60" Installed)	
60 x 60 x 60 x 60	AXHAY16	2959	AXHAY28	6131	• AXHAY34	7159
60 x 72 x 60 x 72	AXHBY16	3203	AXHBY28	6634	AXHBY34	7755
72 x 72 x 72 x 72	AXHDY16	3447	AXHDY28	7138	AXHDY34	8351

! Notes:

Divider Screen Product Numbers include a complete set of divider screens for the panel system layout.

Ex. AXFAY16 Includes three 16h Acid Etched on Low-Iron Glass Divider Screens to be used with the item number AXFA panel sytem listed on page AAX6.

Specify: Product Number & Qty
 Tagging
 Wood Finish

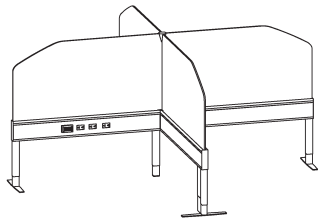
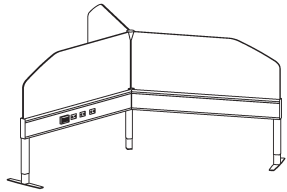
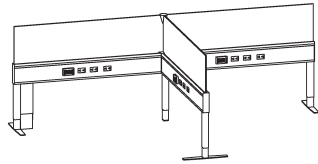
- Denotes Item is illustrated.
- Includes locks.

Prices listed in Wood1 Finishes.

Divider Screens

Acoustic

Divider Screen only.
See pg AX6 for Cooresponding
Panel System.



Description	Product No.	List \$	Product No.	List \$	Product No.	List \$
Acoustic Divider for T-Station (2 Person)						
60 x 60 x 60	• AXFAZ16	1750	AXFAZ28	1750	AXFAZ34	3025
60 x 60 x 72	AXFBZ16	1753	AXFBZ28	2190	AXFBZ34	3026
72 x 72 x 60	AXFCZ16	1750	AXFCZ28	2631	AXFCZ34	3027
72 x 72 x 72	AXFDZ16	1759	AXFDZ28	3071	AXFDZ34	3029
Acoustic Divider for Y-Station (3 Person)						
60 x 60 x 60	AXGAZ16	1750	• AXGAZ28	1750	AXGAZ34	3025
72 x 72 x 72	AXGDZ16	1759	AXGDZ28	3071	AXGDZ34	3029
Acoustic Divider for X-Station (4 Person)						
60 x 60 x 60 x 60	AXHAZ16	2244	AXHAZ28	1752	• AXHAZ34	3028
60 x 72 x 60 x 72	AXHBZ16	2250	AXHBZ28	3125	AXHBZ34	3947
72 x 72 x 72 x 72	AXHDZ16	2256	AXHDZ28	4006	AXHDZ34	3949

! Notes:

Divider Screen Product Numbers include a complete set of divider screens for the panel system layout.
Ex. AXFAZ16 Includes three 16h Acoustic Divider Screens to be used with the item number AXFA panel sytem listed on page AAX6.
Acoustic Panels are Not Self-Healing. They Should Not be Used as Tackable Panels.


+ Options:

Specify Acoustic Color: Carbon, Graphite, Snow, Taupe, Whisper. Other Colors Available Upon Request.

Acoustic Standard Color Options:



Other colors available upon request:



Product Variances | Variation in fiber and color and patterning may occur.

Due to the nature of non-woven materials, light may pass through in any thickness or color. A translucent appearance is most apparent in lighter colors and thin material when a light source is present behind the material. Tuohy makes no claims or warranties about the material performing as opaque in any circumstance. To verify a products performance for light transmittance, a mockup of the specific intended use is recommended.

PRICING & SPECIFICATION GUIDE
Coda Collection

May 1, 2023

TUOHY



Casegoods: **Coda**

Drawer Layouts	AC2
Statement of Line	AC3
Plinth-Tables	AC4
Vee-Tables	AC4
Wire-Tables	AC4
X-Tables	AC4
Runoffs	AC5
Bridges	AC5
Credenzas	AC6
Wall Panels	AC8
Wall Panel Cabinets	AC9
Wall-Hung Storage	AC9
Wall Panel Shelves	AC9



Design:
Jess Sorel, Sorel Studio

Drawer Layouts: Plan View


Slides: Side-Mount

Pedestal Units 21d
 Drawers 16d

16w 32w



Lateral Filing



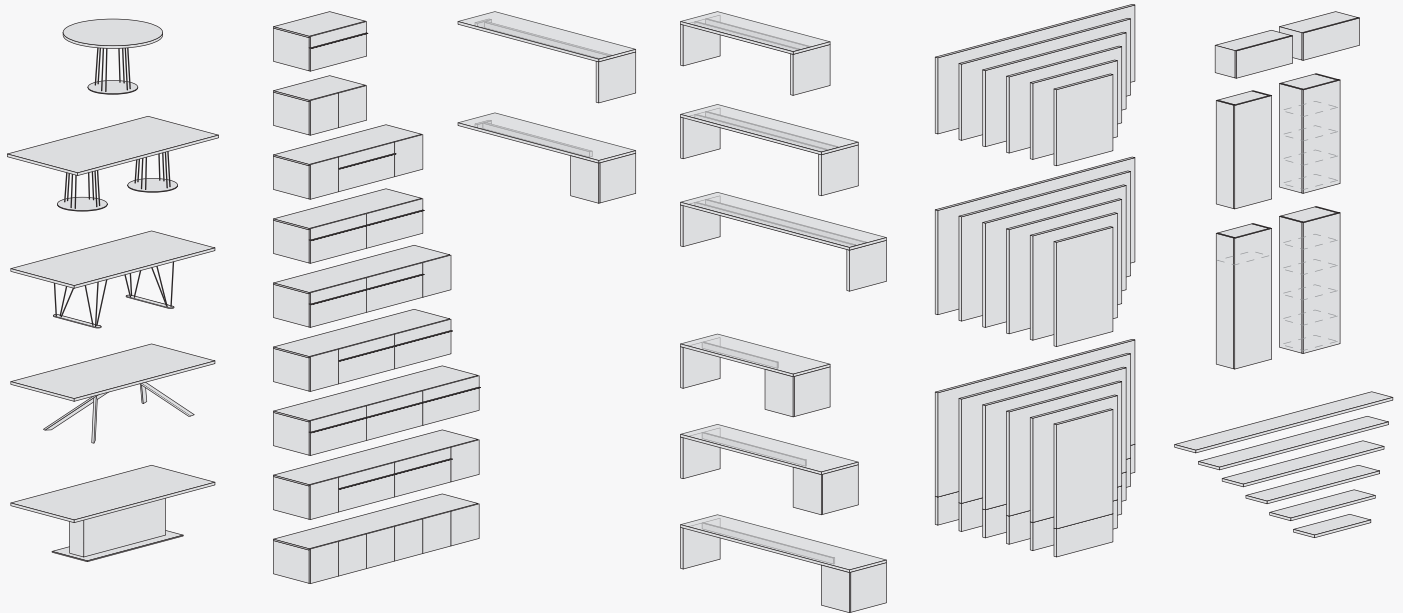
Front-to-Back Filing



DRAWER CONSTRUCTION

- Legal Filing
- Letter Filing
- ⇕ Adjustable Divider

Statement of Line



Tables

Base Formats:
Wire, Vee, X and Plinth

Sizes:
72w 36d, 80w 36d, 80w 42d, and 40 diam on Wire base only.

Base Materials:
Bases are steel or aluminum with a resin brushed finish; Vee, X and Plinth bases also available in MPC Polished Chrome.

Credenzas

Storage Types:
Hinged Cabinets, Box/File Drawers.

Sizes: Depth is 21d unfinished back and 21.8d finished back. Height is 16.5 inches. Widths are 32w, 48w, 64w, 80w, and 96w.

Drawer Construction:
Five-sided drawers solid wood boxes with exposed English dovetails; plywood bottoms are dadoed into the box walls.

Pull Hardware:
Blade style pulls with MBN Brushed Nickel finish.

Bridges and Runoffs

Formats:
Available with panel ends and/or a swing-door cabinet.

Sizes: Depth is 21d unfinished back and 21.8d finished back. Height is 24 inches. Widths are 80w on Bridges and 64w, 80w, and 96w on Runoffs.

Wall Panels

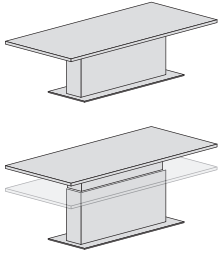
Panel Types:
All panels are wall-hung at either 6 inches or 21.4 inches above the floor line, and may receive overhead storage or shelving.

Sizes: All panels are 1.5 inches thick and available at two mounted heights—63 and 79 inches (nominal).

Wall & Panel Storage

Formats:
Overhead Cabinet (wall-mounted and panel-mounted versions); wall-mounted wardrobe cabinets; wall-mounted cabinets with shelves; and panel-mounted fixed shelves.

Plinth-Tables



				ProdNo.	List \$	ProdNo.	List \$
Wood1 Top and Plinth ‡	w	d	29.9h	MBSS Base Plate		PolChrome Base Plate	
Coda-Plinth Table 72w 36d	72	36		QAPR7236	8245	QAPC7236	12999
• Coda-Plinth Table 80w 36d	80	36		QAPR8036	8503	QAPC8036	13262
Wood1 Adjustable Top and Plinth ‡	w	d	29.9-48.4h	MBSS Base Plate		PolChrome Base Plate	
Coda-Plinth Adjust Table 72w 36d	72	36		QALR7236	12542	QALC7236	17231
• Coda-Plinth Adjust Table 80w 36d	80	36		QALR8036	12838	QALC8036	17493

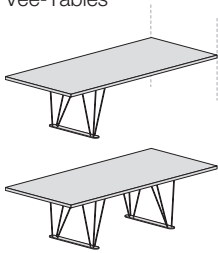
! Notes:

Tops are 1.5-in thick with square-cut edges.
 Base Plate finishes are MBSS Brushed Stainless Steel and MPC Polished Chrome, as listed above.
 Adjustable-height tables operate on an electrical lift. Units include a 3-wire plug.

+ Options:

Stone tops are available on a project basis; inquire with Customer Service.

Vee-Tables



				Resin Solid Colors Base	PolChrome Base	
Wood1 Top, Single Base ‡	w	d	29.9h			
Coda-V Table-to-Panel 72w 36d	72	36		QAVRP7236	3460 QAVCP7236	5896
Wood1 Top, Double Base ‡	w	d	29.9h	Resin Solid Colors Base	PolChrome Base	
Coda-V Table 72w 36d	72	36		QAVR7236	7124 QAVC7236	9233
• Coda-V Table 80w 36d	80	36		QAVR8036	7268 QAVC8036	9364
Coda-V Table 80w 40d	80	40		QAVR8040	7345 QAVC8040	9479

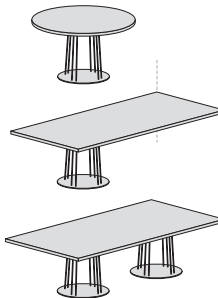
! Notes:

Tops are 1.5-in thick with square-cut edges.
 Bases available in all resin solid colors and MPC Polished Chrome; note prices for each above.

+ Options:

Stone tops are available on a project basis; inquire with Customer Service.

Wire-Tables



				Resin Solid Colors Base	
Wood1 Top, Single Base ‡	w	d	29.9h		
• Coda-Wire Table 40 diam	40	diam		QAWR40	6227
Coda-Wire Table-to-Panel 72w 36d	72	36		QAWRP7236	6503
Wood1 Top, Double Base ‡	w	d	29.9h	Resin Solid Colors Base	
Coda-Wire Table 72w 36d	72	36		QAWR7236	10784
• Coda-Wire Table 80w 36d	80	36		QAWR8036	10886
Coda-Wire Table 80w 40d	80	40		QAWR8040	11009

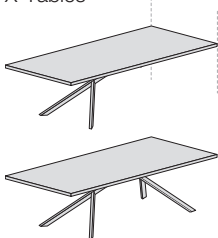
! Notes:

Tops are 1.5-in thick with square-cut edges.
 Base available in all resin solid colors.

+ Options:

Stone tops are available on a project basis; inquire with Customer Service.

X-Tables



				MRBAS Base	MPA Pol.Alum. Base	
Wood1 Top, Single Base ‡	w	d	29.9h			
Coda-X Table-to-Panel 72w 36d	72	36		QAXRP7236	3358 QAXPP7236	5188
Wood1 Top, Double Base ‡	w	d	29.9h	MRBAS Base	MPA Pol.Alum. Base	
Coda-X Table 72w 36d	72	36		QAXR7236	7865 QAXP7236	11004
• Coda-X Table 80w 36d	80	36		QAXR8036	7942 QAXP8036	11080
Coda-X Table 80w 40d	80	40		QAXR8040	8020 QAXP8040	11157

! Notes:

Tops are 1.5-in thick with square-cut edges.
 Standard base finishes are MRBAS Resin Brushed Aluminum-Steel Tint and MPA Polished Aluminum.

+ Options:

Stone tops are available on a project basis; inquire with Customer Service.

Resin solid colors:

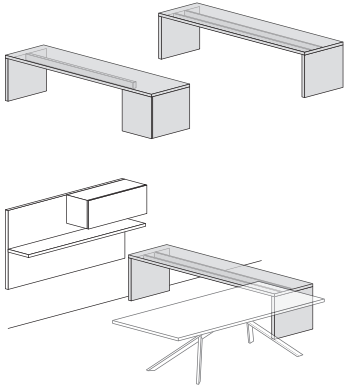
- MRB Resin Black
- MRBM Resin Black Matte
- MRSA Resin Satin Aluminum
- MRTG Resin Thunder Gray
- MRW Resin White
- MRBZ Resin Bronze

Specify: Product Number
 Quantity
 Tagging
 Wood Finish
 Hardware Finish

- Denotes Item is illustrated.
- ~ Includes locks.
- ‡ Requires field sub-assembly.

Prices listed in Wood1 Finishes.

Runoffs



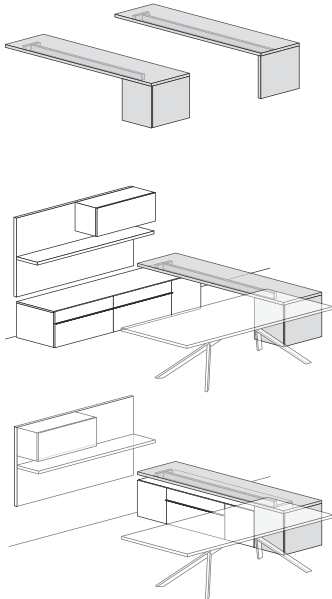
		ProdNo.	List \$	ProdNo.	List \$
Wood1 Panel-Panel ‡	w 21d* 24h	Non-Handed			
Runoff Panel-Panel 64w	64	QDP64	2662		
• Runoff Panel-Panel 80w	80	QDP80	3080		
Wood1 Panel-SwingCabinet ‡	w 21d* 24h	Unfinished Back		Finished Back*	
• Runoff Panel-SwCab 64w LH	64	QDSUL64	4174	QDSFL64	4484
Runoff SwCab-Panel 64w RH	64	QDSUR64	4174	QDSFR64	4484
Runoff Panel-SwCab 80w LH	80	QDSUL80	4295	QDSFL80	4610
Runoff SwCab-Panel 80w RH	80	QDSUR80	4295	QDSFR80	4610
Runoff Panel-SwCab 96w LH	96	QDSUL96	4421	QDSFL96	4736
Runoff SwCab-Panel 96w RH	96	QDSUR96	4421	QDSFR96	4736

! Notes:

Tops are 1.5-in thick with square-cut edges.

*Depth increases to 21.75-in on Finished Back units.

Bridges



Wood1 Panel End ‡	80w 21d* 24h	Non-Handed			
• Bridge Panel End		QEP80	3234		
Wood1 SwingCabinet End ‡	80w 21d* 24h	Unfinished Back		Finished Back*	
• Bridge CredAttach-SwCab LH		QESUL80	4898	QESFL80	5014
Bridge SwCab-CredAttach RH		QESUR80	4898	QESFR80	5014

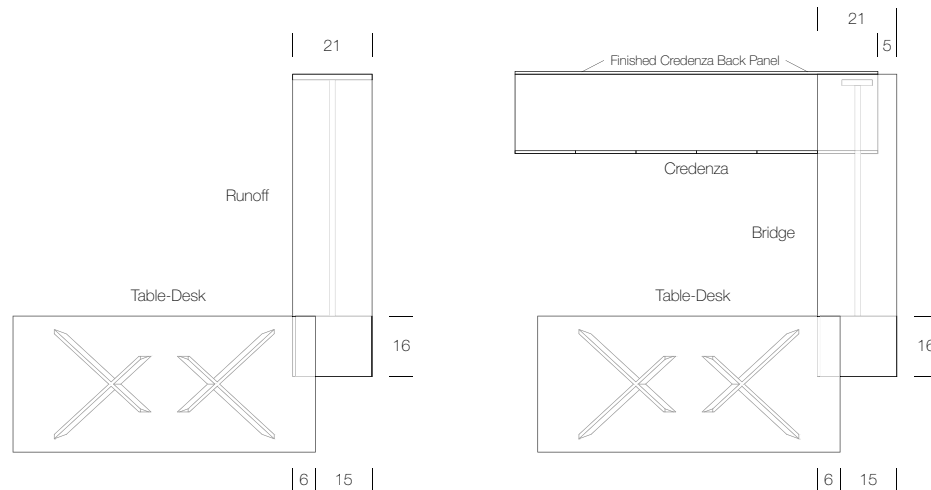
! Notes:

Tops are 1.5-in thick with square-cut edges.

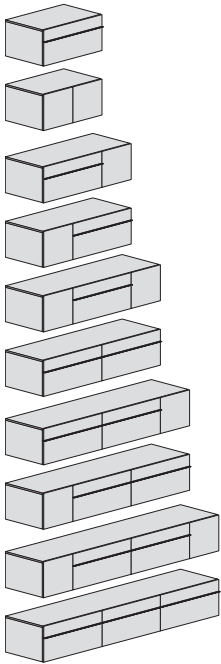
*Depth increases to 21.75-in on Finished Back units.

Handedness is determined by the credenza connection end.

Bridges may be used with a credenza in-line, to function as a runoff.



Credenzas



		ProdNo.	List \$	ProdNo.	List \$
Wood1 Finished Ends/Top	↵			Unfinished Back	Finished Back*
Credenza: B/F	32	QF2U	4616	QF2F	6046
Credenza: DblCab	32	QFNU	4639	QFNF	6572
Credenza: B/F-Cab	48	QF2RU	6346	QF2RF	7640
Credenza: Cab-B/F	48	QFL2U	6346	QFL2F	7640
Credenza: Cab-B/F-Cab	64	QFL2RU	8393	QFL2RF	9797
Credenza: B/F-B/F	64	QF22U	8010	QF22F	9412
Credenza: B/F-B/F-Cab	80	QF22RU	9510	QF22RF	11327
Credenza: Cab-B/F-B/F	80	QFL22U	9510	QFL22F	11327
Credenza: Cab-B/F-B/F-Cab	96	QFL22RU	11041	QFL22RF	12965
Credenza: B/F-B/F-B/F	96	QF222U	10665	QF222F	12587

! Notes:

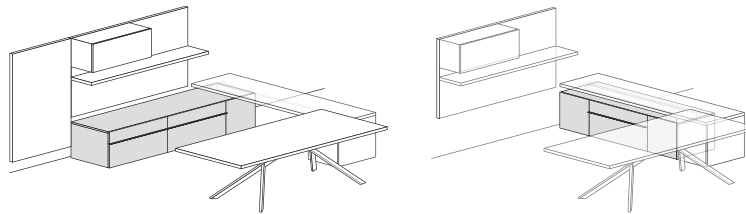
All door and drawer sets have a shaped top edge/pull.

Box/File (B/F) units have a blade pull on the file drawer; finish is MBN Brushed Nickel.

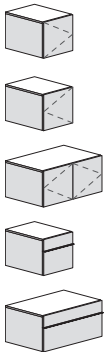
*Depth increases to 21.75-in on Finished Back units.

+ Options:

Face Locks are included on all drawer and door pedestals. For no locks, specify Option NL.



Modular Credenza Storage



Wood1	↵	w	21d	19.5h	Unfinished Sides/Back
Credenza Storage Modules					QFM 0
					Spec Code
Cabinet LH		16			CL16 2353
Cabinet RH		16			CR16 2353
Double Cabinet		32			C32 2943
Box/File 16w		16			R16 2555
Box/File 32w		32			R32 3100

! Notes:

To order, specify the item number listed at top, then list the Spec Codes in L to R order in your description.

The total price is the sum of the prices for the Spec Codes you itemized.

Tops must be ordered separately and are flush to the pedestal front and back.

All door and drawer sets have a shaped top edge/pull.

Box/File units have a blade pull on the file drawer; finish is MBN Brushed Nickel.

+ Options:

Face Locks are included on all drawer and door pedestals. For no locks, specify Option NL.

459.

148.

148.

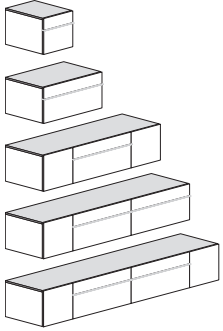
292.

Specify: Product Number
Quantity
Tagging
Wood Finish
Hardware Finish

- Denotes Item is illustrated.
- ↵ Includes locks.
- ‡ Requires field sub-assembly.

Prices listed in Wood1 Finishes.

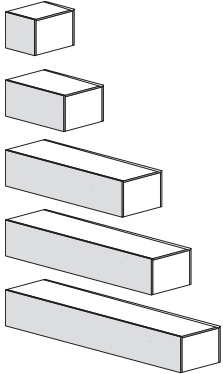
Modular Credenza Tops



			ProdNo.	List \$
Continuous Top ‡	w	0.75th 20.25d	Wood1	
Credenza Top 16w	16		QFT16	770
Credenza Top 32w	32		QFT32	852
Credenza Top 48w	48		QFT48	935
Credenza Top 64w	64		QFT64	1016
Credenza Top 80w	80		QFT80	1314
Credenza Top 96w	96		QFT96	1399
Credenza Top 112w	112		QFT112	1482

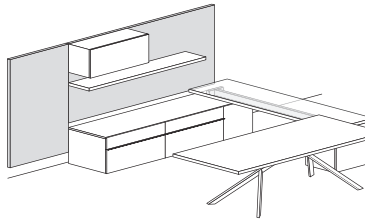
! Note:
Tops have square-cut edges.

Modular Credenza Backs



Continuous Finished Back ‡	w	0.75d 19.5h	Wood1	
Credenza Back 16	16		QFB16	764
Credenza Back 32	32		QFB32	845
Credenza Back 48	48		QFB48	922
Credenza Back 64	64		QFB64	1003
Credenza Back 80	80		QFB80	1297
Credenza Back 96	96		QFB96	1376
Credenza Back 112	112		QFB112	1455

Wall Panels



WIDTH	HEIGHT	ALIGN*
32	70.2	L (left)
46	56.2	C (center)
64	42.3	R (right)
80	28.4	
96	14.4	
112		

*No designation for alignment is needed if shelf is full width to the receiving panel.

Product Prefix Width Code / \$

		...32	...48	...64	...80	...96	...112
Above Credenza ‡							
• WallPanel/Cred 63h	QWP63C...	2058	2334	2701	3411	3725	3903
WallPanel/Cred 79h	QWP79C...	2285	2631	3092	3898	4301	4576
Full Height ‡							
• WallPanel/Full 63h	QWP63F...	2586	2967	3585	4489	4964	5392
WallPanel/Full 79h †	QWP79F...	2793	3263	3974	4976	5541	6063

> To Specify Wall Panels:

Determine a complete product number by merging the selected Product Prefix and desired Width Code. Specify shelves to be added, including shelf width, height location and horizontal alignment (see chart).

Examples illustrated: QWP63F32; QWP63C80 shelving at 64-42.3-L

Order Wall Panels of a set in L to R order.

Specify wood finish selection, individually or collectively.

! Notes:

Wall Panels are 1.5 inches thick; exposed ends have finished veneers.

Wall Panels are designed to mount 6-in from the floor.

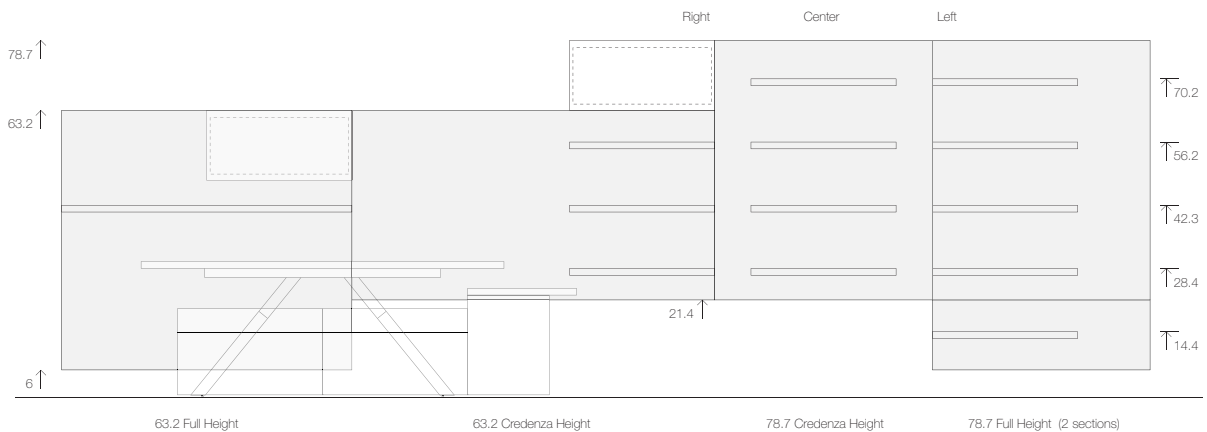
Veneers shown here are all Wood1 finishes; inquire regarding other species/colors.

Customer walls must be adequately constructed to accept wall-hung units.

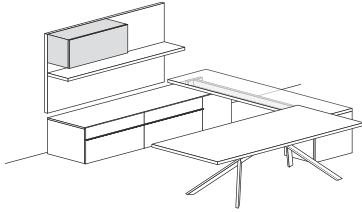
† Full-height, 79h panels have 2-piece construction; seam line will be 21.4-in from floor.

+ Options/Parametrics:

Widths: 24-112. Replace Width Code with actual dimension; use next larger size for pricing.

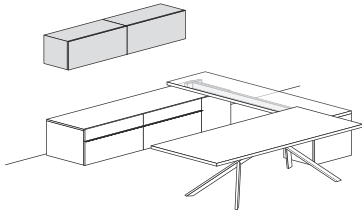


				Product No.	List \$	
Wall Panel Cabinets	Field-Installed to Wall Panel ‡	32w	13.5d	15.4h	Wood1	
	Wall Panel Cabinet/Lift Door				QWXW	3518

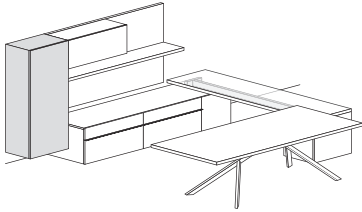


! Notes:
Identify the Wall Panel to receive this cabinet; specify Left, Center or Right alignment.

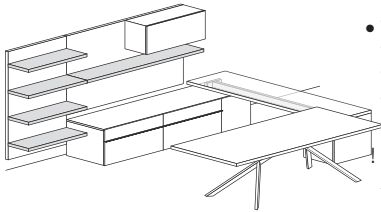
Wall-Hung Storage	Installs to Wall Directly ‡	w	15d	h	Wood1	
	• Wall-Hung Cabinet/Lift Door	32		15.4	QWXX	3672
	Wall-Hung Cabinet 63h LH	21		57.2	QWXL4	4851
	Wall-Hung Cabinet 63h RH	21		57.2	QWXR4	4851
	Wall-Hung Cabinet 79h LH	21		72.7	QWXL5	5135
	Wall-Hung Cabinet 79h RH	21		72.7	QWXR5	5135
	• Wall-Hung Garment 63h LH	21		57.2	QWXG4	4452
	Wall-Hung Garment 63h RH	21		57.2	QWXH4	4452
	Wall-Hung Garment 79h LH	21		72.7	QWXG5	4610
	Wall-Hung Garment 79h RH	21		72.7	QWXH5	4610



! Notes:
Provide wall layout drawing for location.



Wall Panel Shelves	Wood1 ‡	w	11.3d	1.5th	Wood1	
	• Wall Panel Shelf 32w	32			QWS32	1355
	Wall Panel Shelf 48w	48			QWS48	1496
	• Wall Panel Shelf 64w	64			QWS64	1626
	Wall Panel Shelf 80w	80			QWS80	1744
	Wall Panel Shelf 96w	96			QWS96	1886
	Wall Panel Shelf 112w	112			QWS112	1920



! Notes:
All shelves are 1.5 inches thick; exposed surfaces have finished veneers.
Maximum load on Wall Panel Shelves is 50 lbs. per lineal foot.
Wood veneers shown here are all Wood1 finishes; inquire regarding other species/colors.
+ Options/Parametrics:
Widths: 24-112. Replace item number width code with actual dimension; use next larger std size for pricing.

PRICING & SPECIFICATION GUIDE
Danza Collection

May 1, 2023

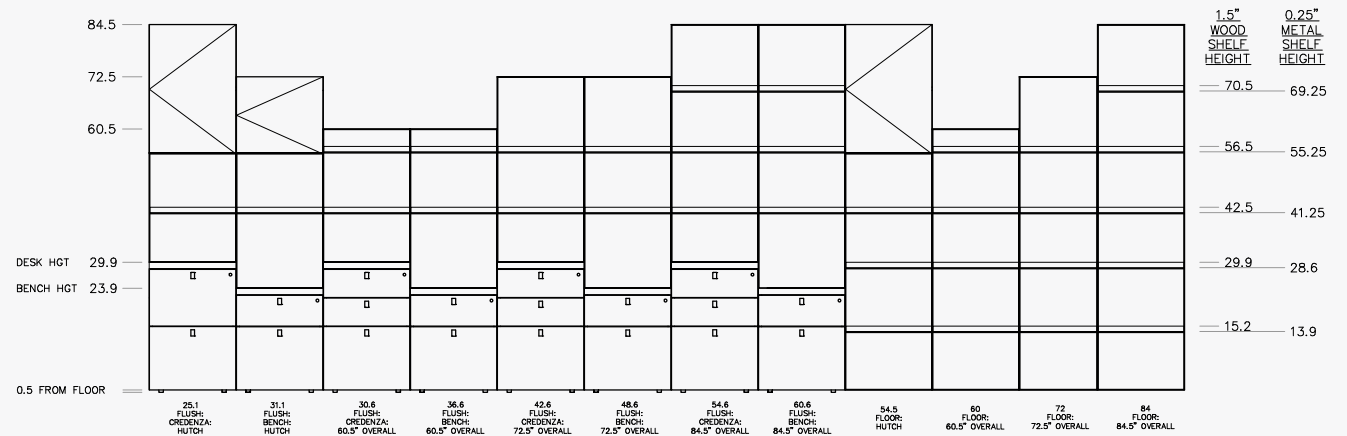
TUOHY



Casegoods: **Danza**

Vertical Cadence	AD2
Drawer Layouts	AD3
Desk Shells	AD4
Desk Returns	AD6
Runoffs	AD8
Computer Corners	AD17
Wall Hung Credenza, AdjHt	AD19
Pedestals	AD21
Mobile Pedestals	AD23
Modesty Panels	AD24
Base Panels	AD25
Top Supports	AD25
Tops	AD26
Top Dividers	AD30
Hutches	AD31
Task Lights for Hutches	AD33
Wall Panels	AD34
Shelves	AD37
Towers Lateral Files	AD38
Towers 60.5	AD39
Towers 72.5h	AD42
Towers 84.5h	AD45

Vertical Cadence



Drawer Layouts: Plan View

Slides: Under-Mount

Mobile 20d
Drawers 18d

16w 18w 24w

Pedestal Units 20d
Drawers 18d

16w 18w 20w 24w 30w 36w

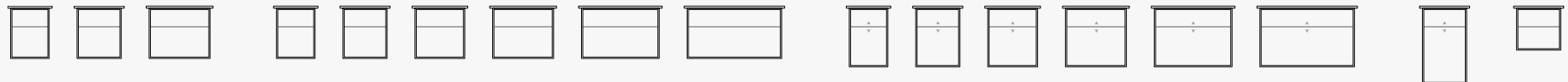
Pedestal Units 24d
Drawers 21d

16w 18w 20w 24w 30w 36w

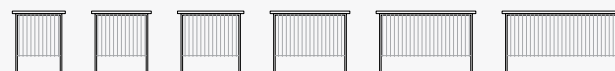
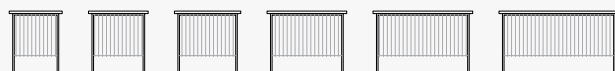
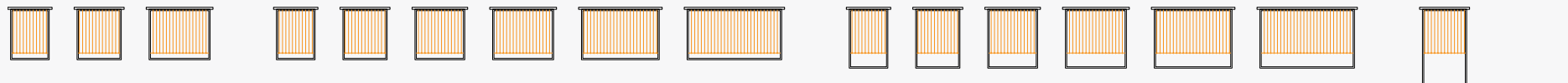
Peds 30d & 36d
Dwr 27d Dwr 15d

18w w-varies
Ht.Adj.


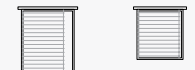
Box Drawer w Divider



Lateral Filing



Front-to-Back Filing



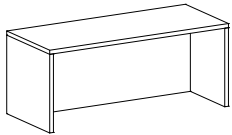
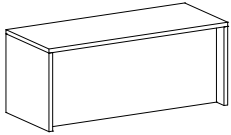
DRAWER CONSTRUCTION

A fine point for a quality casegood product is the inner drawer construction. Each TUOHY casegood offers you uncompromised excellence in this area as well. Drawer boxes are constructed with dovetail joinery for maximum durability. The drawer face is mounted separately to this box (i.e., five-sided construction) to maintain integrity.

Drawer bottoms are dadoed on all four sides. Slides for box drawers are rated at 100 pounds static load capacity; slides for file drawers are rated at a heavy duty 150 static load capacity. All slides are concealed, full extension and soft-close.

Box drawers have a removable divider, adjustable when depicted (⇕). File drawers have file frames for filing laterally or front-to-back, as depicted above. For Drawers for Lap Area, Drawer Pencil Tray, and Locks: See the Introduction/Terms-Options section of the Master Price List, page 12.

Desk Shell 29.9h



Description	Product No.	Spec Code	List \$	Spec Code	List \$	Spec Code	List \$	Spec Code	List \$
		HPL Top		Wood1 Top		Solid Surface Top		OcuWrite Top	
Desk 60w 30d	DZA?6030	HP	2730	W1	3009	SS	3897	AG	4345
Desk 60w 36d	DZA?6036	HP	2955	W1	3229	SS	4296	AG	4876
Desk 66w 30d	DZA?6630	HP	2833	W1	3113	SS	4089	AG	4604
Desk 66w 36d	DZA?6636	HP	3068	W1	3342	SS	4514	AG	5178
• Desk 72w 30d	DZA?7230	HP	2939	W1	3216	SS	4279	AG	4863
Desk 72w 36d	DZA?7236	HP	3183	W1	3453	SS	4729	AG	5475
Desk 78w 30d	DZA?7830	HP	3043	W1	3316	SS	4469	AG	5121
Desk 78w 36d	DZA?7836	HP	3297	W1	3566	SS	4949	AG	5775
Desk 84w 30d	DZA?8430	HP	3147	W1	3419	SS	4662	AG	5379
Desk 84w 36d	DZA?8436	HP	3411	W1	3677	SS	5166	AG	6074

! Notes:

Top finishes are listed above; specify Wood1 finish for elements below worksurface.

All desk pedestals are 18w wide.

Pedestals are 24d on 30d shell.

Pedestals are 30d on 36d shell.

Glass tops have metal edges; MRBAS, Metal Resin Brushed Aluminum w/ Steel Tint; HPL tops have PVC edges; all other tops are self-edged.

Standard HPL top material is Formica 949 White Matte.

Standard Solid Surface material is Avonite Polar White, Matte.

OcuWrite Back-Painted Glass color: O.BWT White.

Acrylic faces are Stylelite Arctic White standard.

Modesty panel is set back 5.25 inches.

Locks included.

+ Options:

For 30d Desk Shell:

For shell only, omit the ? in the 4th digit.

To add B/B/F left, append 4th digit from ? to A; and add \$2017.

To add B/B/F right, append 4th digit from ? to B; and add \$2017.

To add F/F left, append 4th digit from ? to C; and add \$1857.

To add F/F right, append 4th digit from ? to D; and add \$1857.

To add B/B/F left - F/F right, append 4th digit from ? to E; and add \$3877.

To add F/F left - B/B/F right, append 4th digit from ? to F; and add \$3877.

To add B/B/F left - B/B/F right, append 4th digit from ? to G; and add \$4033.

To add F/F left - F/F right append 4th digit from ? to H; and add \$3716.

For 36d Desk Shell:

To add B/B/F left, append 4th digit from ? to A; and add \$2280.

To add B/B/F right, append 4th digit from ? to B; and add \$2280.

To add F/F left, append 4th digit from ? to C; and add \$2064.

To add F/F right, append 4th digit from ? to D; and add \$2064.

To add B/B/F left - F/F right, append 4th digit from ? to E; and add \$4345.

To add F/F left - B/B/F right, append 4th digit from ? to F; and add \$4345.

To add B/B/F left - B/B/F right, append 4th digit from ? to G; and add \$4558.

To add F/F left F/F right, append 4th digit from ? to H; and add \$4132.

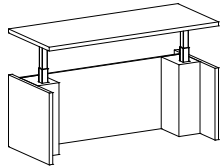
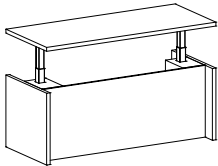
To add metal edge to Wood, Laminate or Acrylic Solid Surface tops, add ME to the end of Spec code, and price that correlates to top size from metal edge table.

Metal edge table is located just below Top options.

To add acrylic faces, append A to end of Product Code, and add \$459 per pedestal.

Pull finish is standard MRBAS, Brushed Aluminum w/Steel tint; for polished specify MPA, Polished Aluminum.

Desk Shell 29.9-48.4h
Adjustable Height



Description	Product No.	Spec Code	List \$	Spec Code	List \$	Spec Code	List \$	Spec Code	List \$
		HPL Top		Wood1 Top		Solid Surface Top		OcuWrite Top	
Desk 60w 30d	DZB?6030	HP	5545	W1	5826	SS	6715	AG	7160
Desk 60w 36d	DZB?6036	HP	5770	W1	6047	SS	7112	AG	7692
Desk 66w 30d	DZB?6630	HP	5651	W1	5929	SS	6905	AG	7418
Desk 66w 36d	DZB?6636	HP	5886	W1	6159	SS	7328	AG	7993
• Desk 72w 30d	DZB?7230	HP	5755	W1	6031	SS	7095	AG	7679
Desk 72w 36d	DZB?7236	HP	6000	W1	6272	SS	7547	AG	8293
Desk 78w 30d	DZB?7830	HP	5859	W1	6134	SS	7287	AG	7937
Desk 78w 36d	DZB?7836	HP	6114	W1	6382	SS	7764	AG	8590
Desk 84w 30d	DZB?8430	HP	5964	W1	6235	SS	7477	AG	8194
Desk 84w 36d	DZB?8436	HP	6229	W1	6494	SS	7982	AG	8890

! Notes:

Top finishes are listed above; specify Wood1 finish for elements below worksurface.

All desk pedestals are 18w wide.

Pedestals are 24d on 30d shell.

Pedestals are 30d on 36d shell.

Glass tops have metal edges; MRBAS, Metal Resin Brushed Aluminum w/ Steel Tint; HPL tops have PVC edges; all other tops are self-edged.

Standard HPL top material is Formica 949 White Matte.

Standard Solid Surface material is Avonite Polaris White, Matte.

OcuWrite Back-Painted Glass color: O.BWT White.

Acrylic faces are Stylelite Arctic White standard.

Modesty panel is set back 5.25 inches.

Locks Included.

+ Options:

For shell only, omit the ? in the 4th digit.

For 30d Desk Shell:

To add B/B/F left, append 4th digit from ? to A; and add \$1857.

To add B/B/F right, append 4th digit from ? to B; and add \$1857.

To add B/B/F left - B/B/F right, append 4th digit from ? to G; and add \$3876.

For 36d Desk Shell:

To add B/B/F left, append 4th digit from ? to A; and add \$2064.

To add B/B/F right, append 4th digit from ? to B; and add \$2064.

To add B/B/F left - B/B/F right, append 4th digit from ? to G; and add \$4345.

To add metal edge to Wood, Laminate or Acrylic Solid Surface tops, add ME to the end of Spec code, and price that correlates to top size from metal edge table.

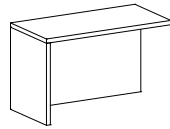
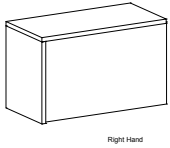
Metal edge table is located just below Top options.

To add acrylic faces, append A to end of Product Code, and add \$459per pedestal.

Pull finish is standard MRBAS, Brushed Aluminum w/Steel tint; for polished specify MPA, Polished Aluminum.

Specify White, Silver or Black for height adjustable leg color.

Desk Return Shell 29.9h



Description	Product No.	Spec Code	List \$	Spec Code	List \$	Spec Code	List \$	Spec Code	List \$
1.5 End Panel/Mod Panel		HPL Top		Wood1 Top		Solid Surface Top		OcuWrite Top	
• Return 48w 24d	DZC?4824	HP	1928	W1	2151	SS	2718	AG	3033
Return 54w 24d	DZC?5424	HP	2030	W1	2250	SS	2889	AG	3258
Return 60w 24d	DZC?6024	HP	2134	W1	2351	SS	3060	AG	3483

! Notes:

Top finishes are listed above; specify Wood1 finish for elements below worksurface.

All return pedestals are 18w x 20d.

Glass tops have metal edges; MRBAS, Metal Resin Brushed Aluminum w/ Steel Tint; HPL tops have PVC edges; all other tops are self-edged.

Standard HPL top material is Formica 949 White Matte.

Standard Solid Surface material is Avonite Polaris White, Matte.

OcuWrite Back-Painted Glass color: O.BWT White.

Acrylic faces are Stylelite Arctic White standard.

Modesty panel is recessed 1.5-in.

Specify L, for left; or R, for right hand runoff. Place at the end of Product number.

Locks Included.

+ Options:

For 24d Shell:

For shell only, omit the ? in the 4th digit.

To add B/B/F left, append 4th digit from ? to E; and add \$2017.

To add B/B/F right, append 4th digit from ? to F; and add \$2017.

To add F/F left, append 4th digit from ? to G; and add \$1857.

To add F/F right, append 4th digit from ? to H; and add \$1857.

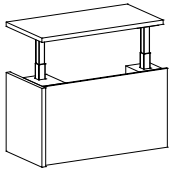
To add metal edge to Wood, Laminate or Acrylic Solid Surface tops, add ME to the end of Spec code, and price that correlates to top size from metal edge table.

Metal edge table is located just below Top options.

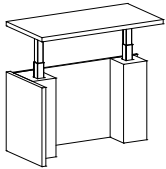
To add acrylic faces, append A to end of Product Code, and add \$459.

Pull finish is standard MRBAS, Brushed Aluminum w/Steel tint; for polished specify MPA, Polished Aluminum.

Desk Return Shell 29.9-48.4h
Height Adjustable



Right Hand



Left Hand

Description	Product No.	Spec Code	List \$	Spec Code	List \$	Spec Code	List \$	Spec Code	List \$
1.5 End Panel/Mod Panel		HPL Top		Wood1 Top		Solid Surface Top		OcuWrite Top	
• Runoff 48w 24d	DZD?4824	HP	4717	W1	4936	SS	5504	AG	5820
Runoff 54w 24d	DZD?5424	HP	4816	W1	5037	SS	5675	AG	6045
Runoff 60w 24d	DZD?6024	HP	4919	W1	5137	SS	5845	AG	6271

! Notes:

Top finishes are listed above; specify Wood1 finish for elements below worksurface.

Height adjustable legs will be inside plinths.

Glass tops have metal edges; MRBAS, Metal Resin Brushed Aluminum w/ Steel Tint; HPL tops have PVC edges; all other tops are self-edged.

Standard HPL top material is Formica 949 White Matte.

Standard Solid Surface material is Avonite Polaris White, Matte.

OcuWrite Back-Painted Glass color: O.BWT White.

Specify L for left, or R for right hand runoff. Place at the end of Product number.

Mod Panel set back 1.5 inches.

Locks included.

+ Options:

To add metal edge to Wood, Laminate or Acrylic Solid Surface tops, add ME to the end of Spec code, and price that correlates to top size from metal edge table.

Metal edge table is located just below Top options.

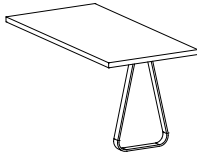
Pull finish is standard MRBAS, Brushed Aluminum w/Steel tint; for polished specify MPA, Polished Aluminum.

Specify White, Silver or Black for height adjustable leg color.

Runoff with Leg, 29.9h
Straight Leg



Runoff with Leg, 29.9h
Loop Leg



Description	Product No.	Spec Code	List \$	Spec Code	List \$	Spec Code	List \$	Spec Code	List \$
		HPL Top		Wood1 Top		Solid Surface Top		OcuWrite Top	
Runoff 48w 30d	DZES4830	HP	2065	W1	2460	SS	3482	AG	3906
Runoff 48w 36d	DZES4836	HP	2147	W1	2540	SS	3699	AG	4233
Runoff 54w 30d	DZES5430	HP	2116	W1	2511	SS	3618	AG	4112
Runoff 54w 36d	DZES5436	HP	2209	W1	2597	SS	3864	AG	4478
• Runoff 60w 30d	DZES6030	HP	2167	W1	2559	SS	3754	AG	4314
Runoff 60w 36d	DZES6036	HP	2269	W1	2654	SS	4028	AG	4723
Runoff 66w 30d	DZES6630	HP	2218	W1	2606	SS	3891	AG	4518
Runoff 66w 36d	DZES6636	HP	2329	W1	2712	SS	4192	AG	4967
Runoff 72w 30d	DZES7230	HP	2269	W1	2654	SS	4028	AG	4723
Runoff 72w 36d	DZES7236	HP	2390	W1	2770	SS	4356	AG	5213
		HPL Top		Wood1 Top		Solid Surface Top		OcuWrite Top	
Runoff 48w 30d	DZEC4830	HP	2206	W1	2601	SS	3621	AG	4044
Runoff 48w 36d	DZEC4836	HP	2286	W1	2678	SS	3840	AG	4372
Runoff 54w 30d	DZEC5430	HP	2254	W1	2649	SS	3756	AG	4248
Runoff 54w 36d	DZEC5436	HP	2346	W1	2735	SS	4004	AG	4616
• Runoff 60w 30d	DZEC6030	HP	2306	W1	2697	SS	3894	AG	4453
Runoff 60w 36d	DZEC6036	HP	2408	W1	2794	SS	4169	AG	4863
Runoff 66w 30d	DZEC6630	HP	2357	W1	2745	SS	4031	AG	4657
Runoff 66w 36d	DZEC6636	HP	2469	W1	2851	SS	4331	AG	5106
Runoff 72w 30d	DZEC7230	HP	2408	W1	2794	SS	4169	AG	4863
Runoff 72w 36d	DZEC7236	HP	2528	W1	2909	SS	4496	AG	5351

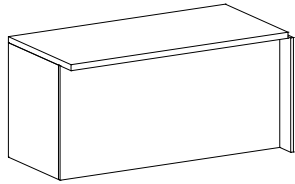
! Notes:

Top finishes are listed above.
 Glass tops have metal edges; MRBAS, Metal Resin Brushed Aluminum w/ Steel Tint; HPL tops have PVC edges; all other tops are self-edged.
 Standard HPL top material is Formica 949 White Matte.
 Standard Solid Surface material is Avonite Polaris White, Matte.
 OcuWrite Back-Painted Glass color: O.BWT White.

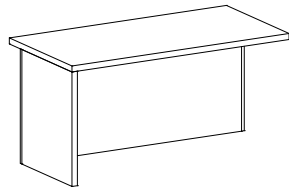
+ Options:

Standard leg colors are MRTG: Thunder Grey, MRW: White, MRB: Black, MRSA: Satin Aluminum.
 Optional: MPA: Polished Aluminum, MRBAS: Brushed Aluminum w/Steel Tint.
 Straight Leg; Polished Aluminum add \$1059, Brushed Aluminum w/Steel Tint add \$268.
 Continuous Loop; Polished Aluminum add \$1248, Brushed Aluminum w/Steel Tint add \$315.
 To add metal edge to Wood, Laminate or Acrylic Solid Surface tops, add ME to the end of Spec code, and price that correlates to top size from metal edge table.
 Metal edge table is located just below Top options.

Runoff, Short EndPnl & Mod 29.9h



Right Hand



Left Hand

Description	Product No.	Spec Code	List \$	Spec Code	List \$	Spec Code	List \$	Spec Code	List \$
		HPL Top		Wood1 Top		Solid Surface Top		OcuWrite Top	
Runoff 48w 30d	DZEA4830	HP	2033	W1	2250	SS	2960	AG	3382
Runoff 48w 36d	DZEA4836	HP	2163	W1	2376	SS	3227	AG	3758
Runoff 54w 30d	DZEA5430	HP	2082	W1	2298	SS	3095	AG	3587
Runoff 54w 36d	DZEA5436	HP	2224	W1	2434	SS	3392	AG	4004
• Runoff 60w 30d	DZEA6030	HP	2135	W1	2346	SS	3233	AG	3793
Runoff 60w 36d	DZEA6036	HP	2284	W1	2491	SS	3554	AG	4248
Runoff 66w 30d	DZEA6630	HP	2185	W1	2394	SS	3369	AG	3995
Runoff 66w 36d	DZEA6636	HP	2345	W1	2548	SS	3719	AG	4494
Runoff 72w 30d	DZEA7230	HP	2235	W1	2443	SS	3507	AG	4201
Runoff 72w 36d	DZEA7236	HP	2405	W1	2606	SS	3884	AG	4740

! Notes:

Top finishes are listed above.

1.5-in End Panel.

Glass tops have metal edges; MRBAS, Metal Resin Brushed Aluminum w/ Steel Tint; HPL tops have PVC edges; all other tops are self-edged.

Standard HPL top material is Formica 949 White Matte.

Standard Solid Surface material is Avonite Polaris White, Matte.

OcuWrite Back-Painted Glass color: O.BWT White.

Modesty panel is set back 5.25 inches.

+ Options:

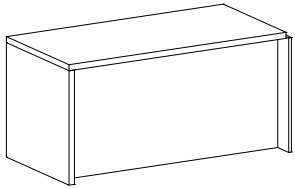
Specify Wood1 finish for End Panel and Modesty.

Specify L, for left; or R, for right hand runoff. Place at the end of Product number.

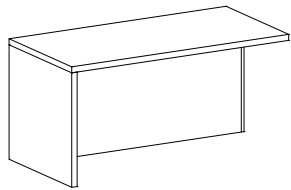
To add metal edge to Wood, Laminate or Acrylic Solid Surface tops, add ME to the end of Spec code, and price that correlates to top size from metal edge table.

Metal edge table is located just below Top options.

Runoff, EndPnl & Modesty 29.9h



Right Hand



Left Hand

Description	Product No.	Spec Code	List \$	Spec Code	List \$	Spec Code	List \$	Spec Code	List \$
		HPL Top		Wood1 Top		Solid Surface Top		OcuWrite Top	
Runoff 48w 30d	DZEB4830	HP	2082	W1	2300	SS	3008	AG	3432
Runoff 48w 36d	DZEB4836	HP	2212	W1	2426	SS	3277	AG	3807
Runoff 54w 30d	DZEB5430	HP	2134	W1	2347	SS	3145	AG	3636
Runoff 54w 36d	DZEB5436	HP	2272	W1	2483	SS	3441	AG	4055
• Runoff 60w 30d	DZEB6030	HP	2183	W1	2395	SS	3281	AG	3841
Runoff 60w 36d	DZEB6036	HP	2334	W1	2541	SS	3605	AG	4299
Runoff 66w 30d	DZEB6630	HP	2234	W1	2443	SS	3419	AG	4045
Runoff 66w 36d	DZEB6636	HP	2394	W1	2599	SS	3770	AG	4544
Runoff 72w 30d	DZEB7230	HP	2284	W1	2491	SS	3554	AG	4248
Runoff 72w 36d	DZEB7236	HP	2454	W1	2655	SS	3932	AG	4789

! Notes:

Top finishes are listed above.
1.5-in End Panel.

Glass tops have metal edges; MRBAS, Metal Resin Brushed Aluminum w/ Steel Tint; HPL tops have PVC edges; all other tops are self-edged.

Standard HPL top material is Formica 949 White Matte.

Standard Solid Surface material is Avonite Polaris White, Matte.

OcuWrite Back-Painted Glass color: O.BWT White.

Modesty panel is set back 5.25 inches.

+ Options:

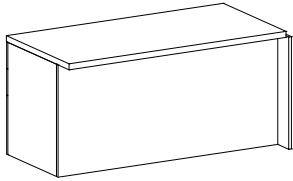
Specify Wood1 finish for End Panel and Modesty.

Specify L, for left; or R, for right hand runoff. Place at the end of Product number.

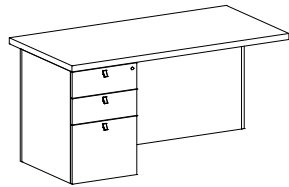
To add metal edge to Wood, Laminate or Acrylic Solid Surface tops, add ME to the end of Spec code, and price that correlates to top size from metal edge table.

Metal edge table is located just below Top options.

Runoff, Ped & Modesty 29.9h



Right Hand



Left Hand

Description	Product No.	Spec Code	List \$	Spec Code	List \$	Spec Code	List \$	Spec Code	List \$
		HPL Top		Wood1 Top		Solid Surface Top		OcuWrite Top	
Runoff 48w 30d	DZF?4830	HP	1786	W1	2004	SS	2712	AG	3135
Runoff 48w 36d	DZF?4836	HP	1867	W1	2080	SS	2932	AG	3463
Runoff 54w 30d	DZF?5430	HP	1836	W1	2051	SS	2850	AG	3341
Runoff 54w 36d	DZF?5436	HP	1927	W1	2138	SS	3095	AG	3709
Runoff 60w 30d	DZF?6030	HP	1886	W1	2100	SS	2986	AG	3545
Runoff 60w 36d	DZF?6036	HP	1988	W1	2195	SS	3259	AG	3953
Runoff 66w 30d	DZF?6630	HP	1937	W1	2147	SS	3123	AG	3749
Runoff 66w 36d	DZF?6636	HP	2050	W1	2252	SS	3424	AG	4198
Runoff 72w 30d	DZF?7230	HP	1988	W1	2195	SS	3259	AG	3953
Runoff 72w 36d	DZF?7236	HP	2109	W1	2310	SS	3587	AG	4444

! Notes:

Top finishes are listed above; specify Wood1 finish for elements below worksurface.

All runoff pedestals are 18w.

Pedestals are 24d on 30d shell.

Pedestals are 30d on 36d shell.

Glass tops have metal edges; MRBAS, Metal Resin Brushed Aluminum w/ Steel Tint; HPL tops have PVC edges; all other tops are self-edged.

Standard HPL top material is Formica 949 White Matte.

Standard Solid Surface material is Avonite Polaris White, Matte.

OcuWrite Back-Painted Glass color: O.BWT White.

Acrylic faces are Stylelite Arctic White standard.

Modesty panel is set back 5.25 inches.

Locks included.

+ Options:

For 30d Runoff Shell:

To add B/B/F left, append 4th digit to E and add \$2017.

To add B/B/F right, append 4th digit to F and add \$2017.

To add F/F left, append 4th digit to G and add \$1857.

To add F/F right, append 4th digit to H and add \$1857.

For 36d Runoff Shell:

To add B/B/F left, append 4th digit to E and add \$2280.

To add B/B/F right, append 4th digit to F and add \$2280.

To add F/F left, append 4th digit to G and add \$2064.

To add F/F right, append 4th digit to H and add \$2064.

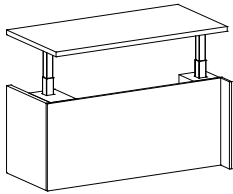
To add acrylic faces, append A to end of Product Code, and add \$459.

To add metal edge to Wood, Laminate or Acrylic Solid Surface tops, add ME to the end of Spec code, and price that correlates to top size from metal edge table.

Metal edge table is located just below Top options.

Pull finish is standard MRBAS, Brushed Aluminum w/Steel tint; for polished specify MPA, Polished Aluminum.

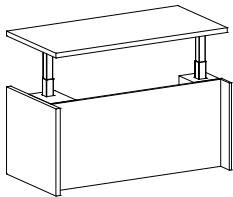
Runoff Shell, Short End Pnl 29.9-48.4h
Height Adjustable



Right Hand

Description	Product No.	Spec Code	List \$	Spec Code	List \$	Spec Code	List \$	Spec Code	List \$
		HPL Top		Wood1 Top		Solid Surface Top		OcuWrite Top	
Runoff 48w 30d	DZEE4830	HP	4888	W1	5105	SS	5815	AG	6237
Runoff 48w 36d	DZEE4836	HP	5018	W1	5232	SS	6082	AG	6613
Runoff 54w 30d	DZEE5430	HP	4937	W1	5153	SS	5950	AG	6443
Runoff 54w 36d	DZEE5436	HP	5079	W1	5290	SS	6246	AG	6859
Runoff 60w 30d	DZEE6030	HP	4990	W1	5201	SS	6088	AG	6647
Runoff 60w 36d	DZEE6036	HP	5139	W1	5348	SS	6409	AG	7103
Runoff 66w 30d	DZEE6630	HP	5040	W1	5249	SS	6224	AG	6850
Runoff 66w 36d	DZEE6636	HP	5200	W1	5404	SS	6574	AG	7349
Runoff 72w 30d	DZEE7230	HP	5090	W1	5298	SS	6362	AG	7056
Runoff 72w 36d	DZEE7236	HP	5261	W1	5463	SS	6739	AG	7596

Runoff Shell, End Pnl 29.9-48.4h
Height Adjustable



Right Hand

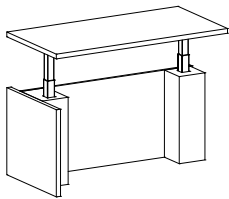
Description	Product No.	Spec Code	List \$	Spec Code	List \$	Spec Code	List \$	Spec Code	List \$
		HPL Top		Wood1 Top		Solid Surface Top		OcuWrite Top	
Runoff 48w 30d	DZEF4830	HP	4937	W1	5154	SS	5863	AG	6287
Runoff 48w 36d	DZEF4836	HP	5067	W1	5280	SS	6132	AG	6662
Runoff 54w 30d	DZEF5430	HP	4989	W1	5203	SS	6000	AG	6491
Runoff 54w 36d	DZEF5436	HP	5127	W1	5338	SS	6296	AG	6910
• Runoff 60w 30d	DZEF6030	HP	5038	W1	5250	SS	6136	AG	6696
Runoff 60w 36d	DZEF6036	HP	5189	W1	5396	SS	6460	AG	7154
Runoff 66w 30d	DZEF6630	HP	5089	W1	5298	SS	6274	AG	6900
Runoff 66w 36d	DZEF6636	HP	5249	W1	5454	SS	6624	AG	7399
Runoff 72w 30d	DZEF7230	HP	5139	W1	5348	SS	6409	AG	7103
Runoff 72w 36d	DZEF7236	HP	5309	W1	5510	SS	6788	AG	7644

! Notes:

Top finishes are listed above; specify Wood1 finish for elements below worksurface.
 Glass tops have metal edges; MRBAS, Metal Resin Brushed Aluminum w/ Steel Tint; HPL tops have PVC edges; all other tops are self-edged.
 Standard HPL top material is Formica 949 White Matte.
 Standard Solid Surface material is Avonite Polaris White, Matte.
 Mitre folded plinth construction.
 1.5-in End Panel.
 OcuWrite Back-Painted Glass color: O.BWT White.

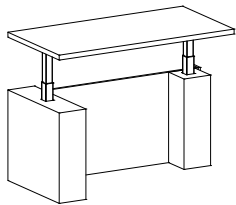
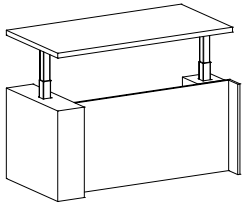
+ Options:

Specify Wood1 finish for End Panel and Modesty.
 Specify L for left, or R for right hand runoff. Place at the end of product number.
 Specify White, Silver or Black for height adjustable leg color.
 To add metal edge to Wood, Laminate or Acrylic Solid Surface tops, add ME to the end of Spec code, and price that correlates to top size from metal edge table.
 Metal edge table is located just below Top options.



Left Hand

Runoff, Plinth-Mod-Plinth 29.9-48.4h
Height Adjustable



Description	Product No.	Spec Code	List \$	Spec Code	List \$	Spec Code	List \$	Spec Code	List \$
		HPL Top		Wood1 Top		Solid Surface Top		OcuWrite Top	
Runoff 48w 30d	DZEG4830	HP	5220	W1	5438	SS	6147	AG	6571
Runoff 48w 36d	DZEG4836	HP	5397	W1	5611	SS	6462	AG	6994
Runoff 54w 30d	DZEG5430	HP	5271	W1	5485	SS	6283	AG	6775
Runoff 54w 36d	DZEG5436	HP	5457	W1	5669	SS	6627	AG	7240
• Runoff 60w 30d	DZEG6030	HP	5321	W1	5534	SS	6421	AG	6977
Runoff 60w 36d	DZEG6036	HP	5521	W1	5727	SS	6791	AG	7484
Runoff 66w 30d	DZEG6630	HP	5370	W1	5582	SS	6557	AG	7182
Runoff 66w 36d	DZEG6636	HP	5581	W1	5783	SS	6955	AG	7728
Runoff 72w 30d	DZEG7230	HP	5422	W1	5629	SS	6694	AG	7388
Runoff 72w 36d	DZEG7236	HP	5641	W1	5842	SS	7119	AG	7975

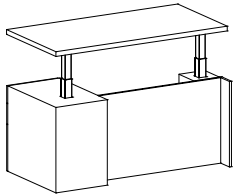
! Notes:

Top finishes are listed above; specify Wood1 finish for elements below worksurface.
 Glass tops have metal edges; MRBAS, Metal Resin Brushed Aluminum w/ Steel Tint; HPL tops have PVC edges; all other tops are self-edged.
 Standard HPL top material is Formica 949 White Matte.
 Standard Solid Surface material is Avonite Polaris White, Matte.
 Mitre folded plinth construction.
 OcuWrite Back-Painted Glass color: O.BWT White.

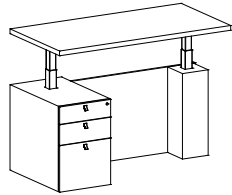
+ Options:

Specify Wood1 finish for End Panel and Modesty.
 Specify L, for left; or R, for right hand runoff. Place at the end of product number.
 Specify White, Silver or Black for height adjustable leg color.
 To add metal edge to Wood, Laminate or Acrylic Solid Surface tops, add ME to the end of Spec code, and price that correlates to top size from metal edge table.
 Metal edge table is located just below Top options.

Runoff, Ped & Plinth 29.9-48.4h
Height Adjustable



Right Hand



Left Hand

Description	Product No.	HPL Top		Wood1 Top		Solid Surface Top		OcuWrite Top	
		Spec Code	List \$	Spec Code	List \$	Spec Code	List \$	Spec Code	List \$
Runoff 48w 30d	DZG?4830	HP	5933	W1	6149	SS	6859	AG	5952
Runoff 48w 36d	DZG?4836	HP	6335	W1	6548	SS	7399	AG	6335
Runoff 54w 30d	DZG?5430	HP	5984	W1	6199	SS	6995	AG	6002
Runoff 54w 36d	DZG?5436	HP	6395	W1	6605	SS	7562	AG	6395
Runoff 60w 30d	DZG?6030	HP	6034	W1	6246	SS	7133	AG	6053
Runoff 60w 36d	DZG?6036	HP	6456	W1	6662	SS	7727	AG	6455
Runoff 66w 30d	DZG?6630	HP	6084	W1	6294	SS	7269	AG	6105
Runoff 66w 36d	DZG?6636	HP	6516	W1	6721	SS	7892	AG	6515
Runoff 72w 30d	DZG?7230	HP	6135	W1	6343	SS	7407	AG	6154
Runoff 72w 36d	DZG?7236	HP	6577	W1	6779	SS	8057	AG	6575

! Notes:

Mitre folded pedestal and plinth construction.

Top finishes are listed above; specify Wood1 finish for elements below worksurface.

All runoff pedestals are 18w 20d.

Glass tops have metal edges; MRBAS, Metal Resin Brushed Aluminum w/ Steel Tint; HPL tops have PVC edges; all other tops are self-edged.

Standard HPL top material is Formica 949 White Matte.

Standard Solid Surface material is Avonite Polaris White, Matte.

OcuWrite Back-Painted Glass color: O.BWT White.

Acrylic faces are Stylelite Arctic White standard.

Locks included.

+ Options:

To add B/B/F left, append 4th digit to A and add \$2017.

To add B/B/F right, append 4th digit to B and add \$2017.

Specify Wood1 finish for End Panel and Modesty.

Specify White, Silver or Black for height adjustable leg color.

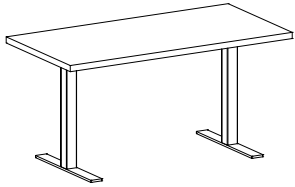
To add metal edge to Wood, Laminate or Acrylic Solid Surface tops, add ME to the end of Spec code, and price that correlates to top size from metal edge table.

Metal edge table is located just below Top options.

To add acrylic faces, append A to end of Product Code, and add \$459.

Pull finish is standard MRBAS, Brushed Aluminum w/Steel tint; for polished specify MPA, Polished Aluminum.

Runoff, T-Leg 29.9-48.4h
Height Adjustable



Description	Product No.	Spec Code	List \$	Spec Code	List \$	Spec Code	List \$	Spec Code	List \$
		HPL Top		Wood1 Top		Solid Surface Top		OcuWrite Top	
Runoff 48w 30d	DZEH4830	HP	3793	W1	4187	SS	5208	AG	5631
Runoff 48w 36d	DZEH4836	HP	3872	W1	4264	SS	5425	AG	5959
Runoff 54w 30d	DZEH5430	HP	3842	W1	4235	SS	5343	AG	5835
Runoff 54w 36d	DZEH5436	HP	3932	W1	4322	SS	5590	AG	6202
• Runoff 60w 30d	DZEH6030	HP	3893	W1	4285	SS	5480	AG	6041
Runoff 60w 36d	DZEH6036	HP	3994	W1	4380	SS	5755	AG	6448
Runoff 66w 30d	DZEH6630	HP	3943	W1	4332	SS	5618	AG	6243
Runoff 66w 36d	DZEH6636	HP	4055	W1	4437	SS	5917	AG	6693
Runoff 72w 30d	DZEH7230	HP	3994	W1	4380	SS	5755	AG	6448
Runoff 72w 36d	DZEH7236	HP	4115	W1	4496	SS	6082	AG	6938

! Notes:

Standard HPL top material is Formica 949 White Matte.

Standard Solid Surface material is Avonite Polaris White, Matte.

OcuWrite Back-Painted Glass color: O.BWT White.

Top finishes are listed above; specify Wood1 finish for elements below worksurface where applicable.

Plinth bases are mitre folded construction. Available on 3 leg desk only.

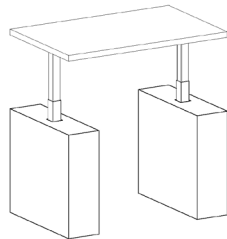
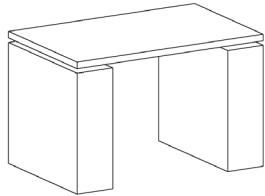
Plinth bases are priced in Wood1 options.

+ Options:

Specify leg color: White, Black or Silver.

Specify L for left; or R for right hand runoff. Place at the end of product number.

Runoff, Plinth 29.9-48.4h
Height Adjustable



Description	Product No.	Spec Code	List \$	Spec Code	List \$	Spec Code	List \$	Spec Code	List \$
		HPL Top		Wood1 Top		Solid Surface Top		OcuWrite Top	
Runoff 48w 30d	DZEP4830	HP	6296	W1	6578	SS	7584	AG	8661
Runoff 48w 36d	DZEP4836	HP	6563	W1	6834	SS	7856	AG	8932
Runoff 54w 30d	DZEP5430	HP	6413	W1	6691	SS	7731	AG	8943
Runoff 54w 36d	DZEP5436	HP	6657	W1	6928	SS	8003	AG	9215
• Runoff 60w 30d	DZEP6030	HP	6508	W1	6785	SS	7878	AG	9225
Runoff 60w 36d	DZEP6036	HP	6750	W1	7017	SS	8140	AG	9487
Runoff 66w 30d	DZEP6630	HP	6602	W1	6873	SS	8016	AG	9497
Runoff 66w 36d	DZEP6636	HP	6683	W1	7111	SS	8282	AG	9764
Runoff 72w 30d	DZEP7230	HP	6696	W1	6966	SS	8159	AG	9773
Runoff 72w 36d	DZEP7236	HP	6986	W1	7205	SS	8435	AG	10050

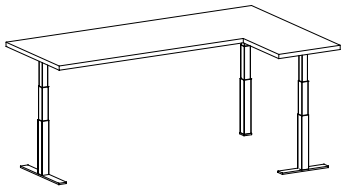
! Notes:

- Standard HPL top material is Formica 949 White Matte.
- Standard Solid Surface material is Avonite Polaris White, Matte.
- OcuWrite Back-Painted Glass color: O.BWT White.
- Top finishes are listed above; specify Wood1 finish for elements below worksurface where applicable.
- Plinth bases are mitre folded construction.
- Plinth bases are priced in Wood1 options.

+ Options:

- Specify leg color: White, Black or Silver.

Computer Corner, T Legs 29.9-48.4h
Height Adjustable



Description	Product No.	Spec Code	List \$	Spec Code	List \$
		HPL Top		Wood1 Top	
Corner 72w 30d x 48w 20d	DZEJ72304820	HP	4751	W1	5124
Corner 72w 36d x 48w 24d	DZEJ72364824	HP	4925	W1	5290
Corner 78w 30d x 48w 20d	DZEJ78304820	HP	4801	W1	5171
Corner 78w 36d x 48w 24d	DZEJ78364824	HP	4984	W1	5349
Corner 84w 30d x 48w 20d	DZEJ84304820	HP	4851	W1	5220
Corner 84w 36d x 48w 24d	DZEJ84364824	HP	5047	W1	5406
Corner 96w 30d x 48w 20d	DZEJ96304820	HP	4953	W1	5314
Corner 96w 36d x 48w 24d	DZEJ96364824	HP	5167	W1	5522
		HPL Top		Wood1 Top	
Corner 72w 30d x 54w 20d	DZEJ72305420	HP	4783	W1	5156
Corner 72w 36d x 54w 24d	DZEJ72365424	HP	4964	W1	5328
Corner 78w 30d x 54w 20d	DZEJ78305420	HP	4834	W1	5203
Corner 78w 36d x 54w 24d	DZEJ78365424	HP	5026	W1	5385
Corner 84w 30d x 54w 20d	DZEJ84305420	HP	4884	W1	5251
Corner 84w 36d x 54w 24d	DZEJ84365424	HP	5088	W1	5443
Corner 96w 30d x 54w 20d	DZEJ96305420	HP	4984	W1	5349
Corner 96w 36d x 54w 24d	DZEJ96365424	HP	5209	W1	5559
		HPL Top		Wood1 Top	
Corner 72w 30d x 60w 20d	DZEJ72306020	HP	4816	W1	5186
Corner 72w 36d x 60w 24d	DZEJ72366024	HP	5006	W1	5367
Corner 78w 30d x 60w 20d	DZEJ78306020	HP	4869	W1	5236
Corner 78w 36d x 60w 24d	DZEJ78366024	HP	5067	W1	5424
Corner 84w 30d x 60w 20d	DZEJ84306020	HP	4919	W1	5284
Corner 84w 36d x 60w 24d	DZEJ84366024	HP	5127	W1	5483
Corner 96w 30d x 60w 20d	DZEJ96306020	HP	5019	W1	5380
• Corner 96w 36d x 60w 24d	DZEJ96366024	HP	5249	W1	5598

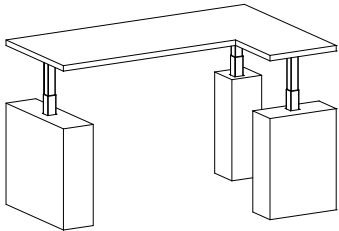
! Notes:

Standard HPL top material is Formica 949 White Matte.
 Standard Solid Surface material is Avonite Polaris White, Matte.
 OcuWrite Back-Painted Glass color: O.BWT White.
 Top finishes are listed above; specify Wood1 finish for elements below worksurface where applicable.
 Plinth bases are mitre folded construction. Available on 3 leg desk only.
 Plinth bases are priced in Wood1 options.

+ Options:

Specify leg color: White, Black or Silver.
 Specify L for left; or R for right hand runoff. Place at the end of product number.

Computer Corner, Plinth Bases 29.9-48.4h
Height Adjustable



Description	Product No.	Spec Code	List \$	Spec Code	List \$
		HPL Top		Wood1 Top	
• Corner 72w 30d x 48w 20d	DZEK72304820	HP	7165	W1	7538
Corner 72w 36d x 48w 24d	DZEK72364824	HP	7340	W1	7703
Corner 78w 30d x 48w 20d	DZEK78304820	HP	7214	W1	7584
Corner 78w 36d x 48w 24d	DZEK78364824	HP	7399	W1	7761
Corner 84w 30d x 48w 20d	DZEK84304820	HP	7265	W1	7632
Corner 84w 36d x 48w 24d	DZEK84364824	HP	7460	W1	7818
Corner 96w 30d x 48w 20d	DZEK96304820	HP	7367	W1	7728
Corner 96w 36d x 48w 24d	DZEK96364824	HP	7582	W1	7935
		HPL Top		Wood1 Top	
Corner 72w 30d x 54w 20d	DZEK72305420	HP	7198	W1	7571
Corner 72w 36d x 54w 24d	DZEK72365424	HP	7378	W1	7743
Corner 78w 30d x 54w 20d	DZEK78305420	HP	7247	W1	7616
Corner 78w 36d x 54w 24d	DZEK78365424	HP	7440	W1	7800
Corner 84w 30d x 54w 20d	DZEK84305420	HP	7299	W1	7666
Corner 84w 36d x 54w 24d	DZEK84365424	HP	7501	W1	7857
Corner 96w 30d x 54w 20d	DZEK96305420	HP	7399	W1	7761
Corner 96w 36d x 54w 24d	DZEK96365424	HP	7621	W1	7974
		HPL Top		Wood1 Top	
Corner 72w 30d x 60w 20d	DZEK72306020	HP	7230	W1	7601
Corner 72w 36d x 60w 24d	DZEK72366024	HP	7418	W1	7781
Corner 78w 30d x 60w 20d	DZEK78306020	HP	7282	W1	7649
Corner 78w 36d x 60w 24d	DZEK78366024	HP	7481	W1	7838
Corner 84w 30d x 60w 20d	DZEK84306020	HP	7332	W1	7698
Corner 84w 36d x 60w 24d	DZEK84366024	HP	7542	W1	7896
Corner 96w 30d x 60w 20d	DZEK96306020	HP	7434	W1	7793
Corner 96w 36d x 60w 24d	DZEK96366024	HP	7663	W1	8012

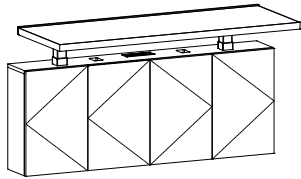
! Notes:

Standard HPL top material is Formica 949 White Matte.
 Standard Solid Surface material is Avonite Polaris White, Matte.
 OcuWrite Back-Painted Glass color: O.BWT White.
 Top finishes are listed above; specify Wood1 finish for elements below worksurface where applicable.
 Plinth bases are mitre folded construction. Available on 3 leg desk only.
 Plinth bases are priced in Wood1 options.

+ Options:

Specify leg color: White, Black or Silver.
 Specify L for left; or R for right hand runoff. Place at the end of product number.

Wall Hung Credenza 29.9-48.4h
 Height Adjustable
 Veneer Interior



Description	Spec Code	List \$	Spec Code	List \$	Spec Code	List \$	Spec Code	List \$	
	HPL Top		Wood1 Top		Solid Surface Top		OcuWrite Top		
Wall Hung 48w 24d	DZFA4824	HP	8477	W1	8879	SS	9755	AG	11000
Wall Hung 48w 30d	DZFA4830	HP	8559	W1	8954	SS	9975	AG	11404
Wall Hung 54w 24d	DZFA5424	HP	8844	W1	9242	SS	10192	AG	11568
Wall Hung 54w 30d	DZFA5430	HP	8934	W1	9330	SS	10438	AG	12012
• Wall Hung 60w 24d	DZFA6024	HP	9239	W1	9634	SS	10655	AG	12163
Wall Hung 60w 30d	DZFA6030	HP	9340	W1	9732	SS	10927	AG	12649
Wall Hung 66w 24d	DZFA6624	HP	9593	W1	9989	SS	11079	AG	12717
Wall Hung 66w 30d	DZFA6630	HP	9706	W1	10093	SS	11379	AG	13243
Wall Hung 72w 24d	DZFA7224	HP	9960	W1	10352	SS	11511	AG	13284
Wall Hung 72w 30d	DZFA7230	HP	10081	W1	10466	SS	11841	AG	13852
Wall Hung 78w 24d	DZFA7824	HP	10316	W1	10707	SS	11938	AG	13841
Wall Hung 78w 30d	DZFA7830	HP	10448	W1	10833	SS	12295	AG	14448

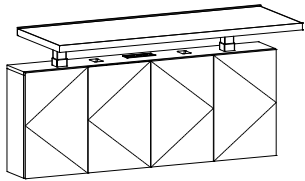
! Notes:

- Glass tops have metal edges; MRBAS, Metal Resin Brushed Aluminum w/ Steel Tint; HPL tops have PVC edges; all other tops are self-edged.
- Standard HPL top material is Formica 949 White Matte.
- Standard Solid Surface material is Avonite Polaris White, Matte.
- OcuWrite Back-Painted Glass color: O.BWT White.
- All units have a 9d base section.
- Vertical hinge door access standard on all units.
- All units must be attached to wall.
- Accessory power standard with Duplex and USB-A+C, soft plug.
- Tops are included with wall hung units.
- No locks.
- Pencil catches are standard on Wall Hung Credenzas.
- Pencil catch finish standard as MRBAS, Brushed Aluminum w/Steel Tint.

+ Options:

- Specify White, Silver or Black for height adjustable leg color.
- To add metal edge to Wood, Laminate or Acrylic Solid Surface tops, add ME to the end of Spec code, and price that correlates to top size from metal edge table.

Wall Hung Credenza 29.9-48.4h
 Height Adjustable
 Cabinet Grade Interior



Description	Spec Code	List \$	Spec Code	List \$	Spec Code	List \$	Spec Code	List \$
	HPL Top		Wood1 Top		Solid Surface Top		OcuWrite Top	
Wall Hung 48w 24d	DZfZ4824	HP 5311	W1 5713	SS 6589	AG 7834			
Wall Hung 48w 30d	DZfZ4830	HP 5393	W1 5788	SS 6809	AG 8238			
Wall Hung 54w 24d	DZfZ5424	HP 5541	W1 5939	SS 6889	AG 8265			
Wall Hung 54w 30d	DZfZ5430	HP 5631	W1 6027	SS 7135	AG 8709			
• Wall Hung 60w 24d	DZfZ6024	HP 5742	W1 6137	SS 7158	AG 8666			
Wall Hung 60w 30d	DZfZ6030	HP 5843	W1 6235	SS 7430	AG 9152			
Wall Hung 66w 24d	DZfZ6624	HP 6160	W1 6556	SS 7646	AG 9284			
Wall Hung 66w 30d	DZfZ6630	HP 6273	W1 6660	SS 7946	AG 9810			
Wall Hung 72w 24d	DZfZ7224	HP 6160	W1 6552	SS 7711	AG 9484			
Wall Hung 72w 30d	DZfZ7230	HP 6281	W1 6666	SS 8041	AG 10052			
Wall Hung 78w 24d	DZfZ7824	HP 6413	W1 6804	SS 8035	AG 9938			
Wall Hung 78w 30d	DZfZ7830	HP 6545	W1 6930	SS 8392	AG 10545			

! Notes:

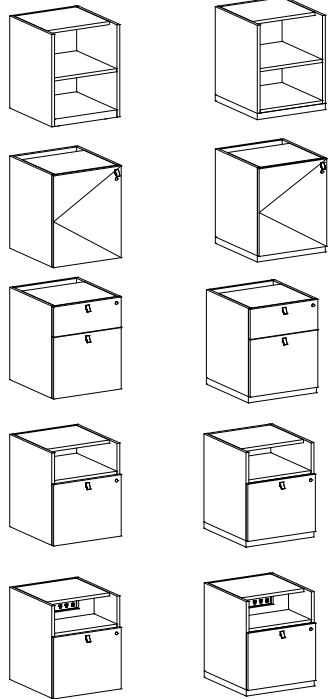
- Glass tops have metal edges; MRBAS, Metal Resin Brushed Aluminum w/ Steel Tint; HPL tops have PVC edges; all other tops are self-edged.
- Standard HPL top material is Formica 949 White Matte.
- Standard Solid Surface material is Avonite Polaris White, Matte.
- OcuWrite Back-Painted Glass color: O.BWT White.
- All units have a 9d base section.
- Vertical hinge door access standard on all units.
- All units must be attached to wall.
- Tops are included with wall hung units.
- No locks.
- Pencil catches are standard on Wall Hung Credenzas.
- Pencil catch finish standard as MRBAS, Brushed Aluminum w/Steel Tint.

+ Options:

- Specify White, Silver or Black for height adjustable leg color.
- To add metal edge to Wood, Laminate or Acrylic Solid Surface tops, add ME to the end of Spec code, and price that correlates to top size from metal edge table.
- To add Power, add "PWR" to end of Item Number; Add \$278. Power includes, Duplex and USB-A+C, soft plug.

Pedestals 22.4h

Description	Prod.No.	List \$	Prod.No.	List \$					
	20d		24d						
Low Pedestals	DZFB	\$ sum	DZFC	\$ sum					
Low Pedestals w/ Toe Kick	DZFBTK	\$ sum	DZFKTK	\$ sum					
	Spec Code		Spec Code		Spec Code	Add \$	Spec Code	Add \$	
	Wood1 Faces	▲	Wood1 Faces	▲	Acrylic Faces		Finished Back		
	Shelving 16w	A16	1399	A16	1456	—	—	FB	+75
	• Shelving 18w	A18	1441	A18	1497	—	—	FB	+83
	Shelving 20w	A20	1482	A20	1538	—	—	FB	+92
	Shelving 24w	A24	1567	A24	1623	—	—	FB	+111
	Shelving 30w	A30	1692	A30	1750	—	—	FB	+140
	Shelving 36w	A36	1817	A36	1874	—	—	FB	+166
	Cabinet 16w LH	CL16	1910	CL16	1969	A	+437	FB	+75
	Cabinet 16w RH	CR16	1910	CR16	1969	A	+437	FB	+75
	• Cabinet 18w LH	CL18	1967	CL18	2025	A	+437	FB	+83
	Cabinet 18w RH	CR18	1967	CR18	2025	A	+437	FB	+83
	Cabinet 20w LH	CL20	2023	CL20	2081	A	+437	FB	+92
	Cabinet 20w RH	CR20	2023	CR20	2081	A	+437	FB	+92
	Cabinet 24w DBL	C24	2177	C24	2234	A	+437	FB	+111
	Cabinet 30w DBL	C30	2323	C30	2401	A	+437	FB	+140
	Cabinet 36w DBL	C36	2513	C36	2570	A	+437	FB	+166
	Box/File 16w	R16	2112	R16	2212	A	+437	FB	+75
	• Box/File 18w	R18	2134	R18	2218	A	+437	FB	+83
	Box/File 20w	R20	2180	R20	2280	A	+437	FB	+92
	Box/File 24w	R24	2230	R24	2335	A	+437	FB	+111
	Box/File 30w	R30	2349	R30	2455	A	+437	FB	+140
	Box/File 36w	R36	2451	R36	2559	A	+437	FB	+166
	Open/File 16w	W16	2046	W16	2201	A	+437	FB	+75
	• Open/File 18w	W18	2076	W18	2221	A	+437	FB	+83
	Open/File 20w	W20	2117	W20	2283	A	+437	FB	+92
	Open/File 24w	W24	2182	W24	2359	A	+437	FB	+111
	Open/File 30w	W30	2305	W30	2501	A	+437	FB	+140
	Open/File 36w	W36	2411	W36	2621	A	+437	FB	+166
	Trash/Recycle 18w	T18	2035	T18	2159	A	+437	FB	+83
	Trash/Recycle 20w	T20	2105	T20	2192	A	+437	FB	+92
	Trash/Recycle 24w	T24	2170	T24	2283	A	+437	FB	+111



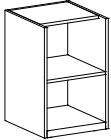
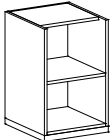
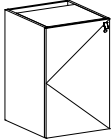
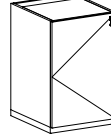
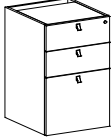

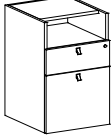
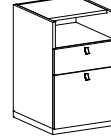
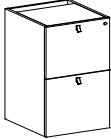
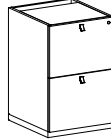
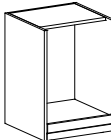
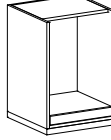
! Notes:

All pedestals have unfinished backs and are manufactured as combined units.
 X4 extends the outer end panels 4 inches, to 24d, inside panels remain at 20d. Only available on 20d pedestals.
 Pull finish is standard MRBAS, for polished specify MPA, Polished Aluminum.
 Toe kick finish is standard MRBAS, Brushed Aluminum w/Steel Tint; for polished specify MPA, Polished Aluminum.
 Locks included standard.
 Power option on Open/File, includes (1) 60w USB-C, (2) Simplex and (2) Standard USB charging.
 Acrylic faces are Stylelite Arctic White standard.
 Trash/Recycle units 18w x 20d and 20w x 20d contain (1) Trash/Recycle bin.
 Trash/Recycle units 24w x 20d and all units 24d contain (2) Trash/Recycle bins.

+ Options:

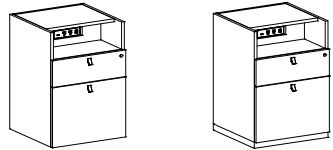
For pedestals with toe kick, use prefix code with toe kick.
 To extend the 20d pedestals on the end for wire passage, append X4 to end of the prefix code; Add \$159.
 To add power to the Open/File pedestal, append PWR to the spec code; add \$1135.
 To change faces to Acrylic, add A to the spec code and add dollar amount for faces to total.
 To add finished back add FB and add dollar amount to total.
 For ventilation cutout add code VS, add \$459 to pedestal.

Pedestals 28.4h

Description		Prod.No.	List \$	Prod.No.	List \$	Prod.No.	List \$	Prod.No.	List \$					
		20d		24d		30d		36d						
Pedestals		DZFD	\$ sum	DZFE	\$ sum	DZFF	\$ sum	DZFG	\$ sum					
Pedestals w/ Toe Kick		DZFDTK	\$ sum	DZFETK	\$ sum	DZFFTK	\$ sum	DZFGTK	\$ sum					
		Spec Code		Spec Code		Spec Code		Spec Code		Spec Code	Add \$	Spec Code	Add \$	
		Wood1 Faces	▲	Wood1 Faces	▲	Wood1 Faces	▲	Wood1 Faces	▲	Acrylic Faces		Finished Back		
		Shelving 16w	A16	1489	A16	1560	—	—	—	—	—	FB	+92	
		• Shelving 18w	A18	1532	A18	1605	—	—	—	—	—	FB	+105	
		Shelving 20w	A20	1577	A20	1649	—	—	—	—	—	FB	+114	
		Shelving 24w	A24	1666	A24	1737	—	—	—	—	—	FB	+140	
		Shelving 30w	A30	1798	A30	1870	—	—	—	—	—	FB	+172	
		Shelving 36w	A36	1932	A36	2004	—	—	—	—	—	FB	+207	
		Cabinet 16w LH	CL16	2000	CL16	2074	—	—	—	A	+437	FB	+92	
		Cabinet 16w RH	CR16	2000	CR16	2074	—	—	—	A	+437	FB	+92	
		• Cabinet 18w LH	CL18	2059	CL18	2132	—	—	—	A	+437	FB	+105	
		Cabinet 18w RH	CR18	2059	CR18	2132	—	—	—	A	+437	FB	+105	
		Cabinet 20w LH	CL20	2120	CL20	2191	—	—	—	A	+437	FB	+114	
		Cabinet 20w RH	CR20	2120	CR20	2191	—	—	—	A	+437	FB	+114	
		Cabinet 24w LH	CL24	2235	CL24	2307	—	—	—	A	+437	FB	+140	
		Cabinet 24w RH	CR24	2235	CR24	2307	—	—	—	A	+437	FB	+140	
		Cabinet 30w DBL	C30	2429	C30	2524	—	—	—	A	+437	FB	+172	
		Cabinet 36w DBL	C36	2628	C36	2701	—	—	—	A	+437	FB	+207	
		2Box/File 16w	H16	2429	H16	2543	H16	2874	H16	2967	A	+437	FB	+92
		• 2Box/File 18w	H18	2451	H18	2554	H18	2931	H18	3026	A	+437	FB	+105
		2Box/File 20w	H20	2513	H20	2630	H20	2966	H20	3067	A	+437	FB	+114
		2Box/File 24w	H24	2577	H24	2703	—	—	—	A	+437	FB	+140	
		2Box/File 30w	H30	2729	H30	2854	—	—	—	A	+437	FB	+172	
		2Box/File 36w	H36	2861	H36	2990	—	—	—	A	+437	FB	+207	
		Open/Box/File 16w	X16	2372	X16	2547	X16	2818	X16	2949	A	+437	FB	+92
		• Open/Box/File 18w	X18	2403	X18	2569	X18	2878	X18	3015	A	+437	FB	+105
		Open/Box/File 20w	X20	2460	X20	2649	X20	2922	X20	3062	A	+437	FB	+114
		Open/Box/File 24w	X24	2538	X24	2742	—	—	—	A	+437	FB	+140	
		Open/Box/File 30w	X30	2693	X30	2914	—	—	—	A	+437	FB	+172	
		Open/Box/File 36w	X36	2832	X36	3068	—	—	—	A	+437	FB	+207	
		File/File 16w	K16	2247	K16	2405	K16	2599	K16	2693	A	+437	FB	+92
		• File/File 18w	K18	2275	K18	2400	K18	2653	K18	2749	A	+437	FB	+105
		File/File 20w	K20	2327	K20	2484	K20	2686	K20	2788	A	+437	FB	+114
		File/File 24w	K24	2395	K24	2558	—	—	—	A	+437	FB	+140	
		File/File 30w	K30	2552	K30	2715	—	—	—	A	+437	FB	+172	
		File/File 36w	K36	2671	K36	2837	—	—	—	A	+437	FB	+207	
		Utility Tray 16w	U16	2046	U16	2124	—	—	—	—	—	FB	+92	
		• Utility Tray 18w	U18	2070	U18	2151	—	—	—	—	—	FB	+105	
		Utility Tray 20w	U20	2109	U20	2189	—	—	—	—	—	FB	+114	
		Utility Tray 24w	U24	2164	U24	2247	—	—	—	—	—	FB	+140	
		Utility Tray 30w	U30	2264	U30	2345	—	—	—	—	—	FB	+172	
		Utility Tray 36w	U36	2360	U36	2443	—	—	—	—	—	FB	+207	
		Trash/Recycle 18w	T18	2191	T18	2316	—	—	—	A	+437	FB	+105	
		Trash/Recycle 20w	T20	2222	T20	2347	—	—	—	A	+437	FB	+114	
		Trash/Recycle 24w	T24	2309	T24	2434	—	—	—	A	+437	FB	+140	

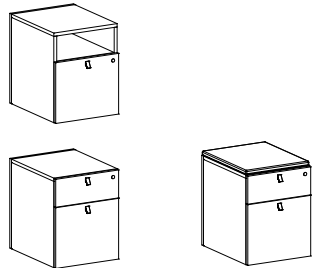
> See following page for Notes and Options.

Pedestals 28.4h (cont.)



Description	Product No.	Spec Code	List \$	Spec Code	Add \$
<p>! Notes (for product listing on prior page): All pedestals have unfinished backs and are manufactured as combined units. X4 extends the outer end panels 4 inches, to 24d, inside panels remain at 20d. Only available on 20d pedestals. X6 extends the outer end panels 6 inches, to 30 in, 36in. Inside panels remain at 24 and 30 inches. Only available on 24d and 30d pedestals. Pull finish is standard MRBAS, Brushed Aluminum w/Steel tint; for polished specify MPA, Polished Aluminum. Toe kick finish is standard MRBAS, Brushed Aluminum w/Steel Tint; for polished specify MPA, Polished Aluminum. Acrylic faces are Stylelite Arctic White standard. Locks included standard. Power option on Open/Box/File, includes (1) 60w USB-C, (2) Simplex and (2) Standard USB charging. Trash/Recycle units 18w x 20d and 20w x 20d contain (1) Trash/Recycle bin. Trash/Recycle units 24w x 20d and all units 24d contain (2) Trash/Recycle bins.</p> <p>+ Options: For pedestals with toe kick, use prefix code with toe kick. To extend the 20d pedestals on the end for wire passage, append X4 to end of the prefix code; add \$193. To extend the 30d pedestals on the end for wire passage, append X6 to end of the prefix code; add \$290. To add power to the Open/Box/File pedestal, append PWR to the spec code; add \$1135. To change faces to Acrylic, add A to the spec code and add dollar amount for faces to total. To add finished back add FB and add dollar amount to total. For ventilation cutout add code VS, add \$459 to pedestal.</p>					

Mobile Pedestals 21h



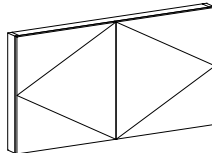
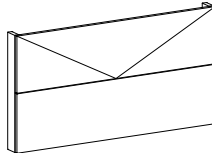
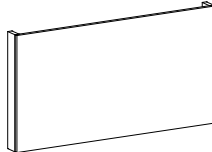
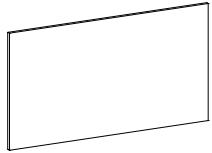
20d		Open/File		Box/File		Acrylic Faces	
Mobile Ped 16w		DZFHF16	2046	DZFHBF16	2112	A	+437
Mobile Ped 18w		DZFHF18	2076	DZFHBF18	2134	A	+437
Mobile Ped 24w		DZFHF24	2117	DZFHBF24	2180	A	+437

20d	COM yds	Open/File		Box/File		Acrylic Faces	
• Mobile Ped 16w w Cushion	1	DZFHF16C	2313	DZFHBF16C	2381	A	+437
Mobile Ped 18w w Cushion	1	DZFHF18C	2343	DZFHBF18C	2399	A	+437
Mobile Ped 24w w Cushion	1	DZFHF24C	2384	DZFHBF24C	2447	A	+437

! Notes:
 Pull finish is standard MRBAS, Brushed Aluminum w/Steel tint; for polished specify MPA, Polished Aluminum.
 Locks included standard.
 Finished backs standard.

+ Options:
 Acrylic faces are Stylelite Arctic White standard.

Modesty Panels



Description	Product No.	List \$	Product No.	List \$	Product No.	List \$	Product No.	List \$
22.4h	Fixed Finished Back 0.75d		Removable 3d		Horizontal Hinged 3d		Vertical Hinged 3d	
ModPanel: Low Credenza 16w	DZGFA-16	546	DZGRA-16	627	—	—	—	—
ModPanel: Low Credenza 18w	DZGFA-18	561	DZGRA-18	641	—	—	—	—
ModPanel: Low Credenza 20w	DZGFA-20	574	DZGRA-20	656	—	—	—	—
ModPanel: Low Credenza 24w	DZGFA-24	604	DZGRA-24	685	—	—	—	—
ModPanel: Low Credenza 30w	DZGFA-30	645	DZGRA-30	728	—	—	—	—
ModPanel: Low Credenza 36w	DZGFA-36	690	DZGRA-36	771	DZGHA-36	1148	DZGVA-36	1242
ModPanel: Low Credenza 42w	DZGFA-42	732	DZGRA-42	814	DZGHA-42	1190	DZGVA-42	1286
ModPanel: Low Credenza 48w	DZGFA-48	775	DZGRA-48	857	DZGHA-48	1234	DZGVA-48	1329
ModPanel: Low Credenza 54w	DZGFA-54	818	DZGRA-54	899	DZGHA-54	1277	DZGVA-54	1372
ModPanel: Low Credenza 60w	DZGFA-60	862	DZGRA-60	1118	DZGHA-60	1553	DZGVA-60	1637
ModPanel: Low Credenza 72w	DZGFA-72	904	DZGRA-72	1160	DZGHA-72	1595	DZGVA-72	1680
ModPanel: Low Credenza 84w	—	—	DZGRA-84	1205	DZGHA-84	1639	DZGVA-84	1724
ModPanel: Low Credenza 96w	—	—	DZGRA-96	1247	DZGHA-96	1681	DZGVA-96	1767
ModPanel: Low Credenza 108w	—	—	DZGRA-108	1293	DZGHA-108	1725	DZGVA-108	1810
ModPanel: Low Credenza 120w	—	—	DZGRA-120	1335	DZGHA-120	1768	DZGVA-120	1852
28.4	Fixed Finished Back 0.75d		Removable 3d		Horizontal Hinged 3d		Vertical Hinged 3d	
ModPanel: Credenza 16w	DZGFB-16	574	DZGRB-16	656	—	—	—	—
ModPanel: Credenza 18w	DZGFB-18	592	DZGRB-18	673	—	—	—	—
ModPanel: Credenza 20w	DZGFB-20	610	DZGRB-20	692	—	—	—	—
ModPanel: Credenza 24w	DZGFB-24	645	DZGRB-24	728	—	—	—	—
ModPanel: Credenza 30w	DZGFB-30	699	DZGRB-30	781	—	—	—	—
ModPanel: Credenza 36w	DZGFB-36	753	DZGRB-36	835	DZGHB-36	1212	DZGVB-36	1306
ModPanel: Credenza 42w	DZGFB-42	809	DZGRB-42	890	DZGHB-42	1266	DZGVB-42	1360
ModPanel: Credenza 48w	DZGFB-48	862	DZGRB-48	944	DZGHB-48	1320	DZGVB-48	1414
ModPanel: Credenza 54w	DZGFB-54	917	DZGRB-54	999	DZGHB-54	1373	DZGVB-54	1468
ModPanel: Credenza 60w	DZGFB-60	970	DZGRB-60	1264	DZGHB-60	1698	DZGVB-60	1783
ModPanel: Credenza 72w	DZGFB-72	1024	DZGRB-72	1318	DZGHB-72	1751	DZGVB-72	1836
ModPanel: Credenza 84w	—	—	DZGRB-84	1372	DZGHB-84	1807	DZGVB-84	1890
ModPanel: Credenza 96w	—	—	DZGRB-96	1425	DZGHB-96	1861	DZGVB-96	1944
ModPanel: Credenza 108w	—	—	DZGRB-108	1478	DZGHB-108	1914	DZGVB-108	1997
ModPanel: Credenza 120w	—	—	DZGRB-120	1533	DZGHB-120	1967	DZGVB-120	2052

! Notes:

Panels over 54 inches come with T panel included.

Parametric pricing, use price of panel just larger than size needed, Replace dimension on Product number with actual dimension.

+ Options (for all except Fixed Finished Back panels):

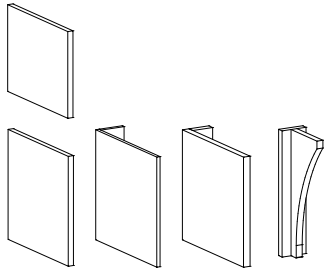
For finished end left, add L to the product number.

Ex. For 16w 22.4h Removable ModPanel with finished end left, product number is DZGRA-16L

For finished end right, add R to the product number.

For finished both ends, add B to the product number.

Base Panels



Description	Product No.	List \$	Product No.	List \$	Product No.	List \$	Product No.	List \$
22.4h	End Panels 1.5th		L-Panels 6w 0.75th		L-Panels 6w 1.5th		T-Panels 6w 1.5th	
Base Panel 20d 22.4h	DZHA20	628	DZHC20	618	DZHE20	678	DZHG20	731
Base Panel 24d 22.4h	DZHA24	678	DZHC24	645	DZHE24	727	DZHG24	780
• Base Panel 30d 22.4h	DZHA30	727	DZHC30	690	DZHE30	776	DZHG30	830
Base Panel 36d 22.4h	DZHA36	776	DZHC36	732	DZHE36	826	DZHG36	880
28.4h	End Panels 1.5th		L-Panels 6w 0.75th		L-Panels 6w 1.5th		T-Panels 6w 1.5th	
Base Panel 20d 28.4h	DZHB20	678	DZHD20	664	DZHF20	739	DZHH20	793
Base Panel 24d 28.4h	DZHB24	739	DZHD24	699	DZHF24	802	DZHH24	856
• Base Panel 30d 28.4h	DZHB30	802	DZHD30	753	DZHF30	863	DZHH30	917
Base Panel 36d 28.4h	DZHB36	863	DZHD36	809	DZHF36	923	DZHH36	977

! Notes:

End Panels to be used only next to pedestals.
 L-Panels to be used when not next to a pedestal.
 Specify L for left, or R for right hand End or L-panel. Place at the end of the Product number.
 T-Panels must be used on open spans larger than 54w.

Top Supports

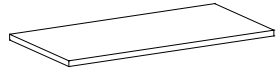


1.5th			
Top Supports 12w 4.5h	DZHJ12	537	
• Top Supports 15w 4.5h	DZHJ15	548	
Top Supports 18w 4.5h	DZHJ18	561	

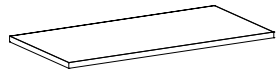
! Notes:

Top supports assist in the transition of tops from standard height to low credenza height.

Tops, High Pressure Laminate



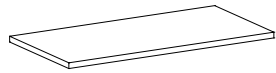
Description	Product No.	List \$	Product No.	List \$	Product No.	List \$	Product No.	List \$	Product No.	List \$	Product No.	List \$		
PVC Edge 1.5th	20d		24d		30d		36d		42d		48d		60d	
Top/Flat HPL:Self 16w	DZJA2016	743	DZJA2416	761	DZJA3016	786	DZJA3616	814	DZJA4216	841	DZJA4816	867	DZJA6016	922
Top/Flat HPL:Self 18w	DZJA2018	753	DZJA2418	774	DZJA3018	804	DZJA3618	835	DZJA4218	864	DZJA4818	895	DZJA6018	956
Top/Flat HPL:Self 20w	DZJA2020	767	DZJA2420	786	DZJA3020	822	DZJA3620	856	DZJA4220	888	DZJA4820	922	DZJA6020	989
Top/Flat HPL:Self 24w	DZJA2024	786	DZJA2424	814	DZJA3024	856	DZJA3624	895	DZJA4224	935	DZJA4824	975	DZJA6024	1057
Top/Flat HPL:Self 30w	DZJA2030	822	DZJA2430	856	DZJA3030	904	DZJA3630	956	DZJA4230	1006	DZJA4830	1057	DZJA6030	1158
Top/Flat HPL:Self 36w	DZJA2036	856	DZJA2436	895	DZJA3036	956	DZJA3636	1016	DZJA4236	1076	DZJA4836	1139	DZJA6036	1260
Top/Flat HPL:Self 42w	DZJA2042	888	DZJA2442	935	DZJA3042	1006	DZJA3642	1076	DZJA4242	1149	DZJA4842	1219	DZJA6042	1360
Top/Flat HPL:Self 48w	DZJA2048	922	DZJA2448	975	DZJA3048	1057	DZJA3648	1139	DZJA4248	1219	DZJA4848	1300	DZJA6048	1462
Top/Flat HPL:Self 54w	DZJA2054	956	DZJA2454	1016	DZJA3054	1106	DZJA3654	1200	DZJA4254	1290	DZJA4854	1380	DZJA6054	1561
• Top/Flat HPL:Self 60w	DZJA2060	989	DZJA2460	1057	DZJA3060	1158	DZJA3660	1260	DZJA4260	1360	DZJA4860	1462	DZJA6060	1663
Top/Flat HPL:Self 66w	DZJA2066	1024	DZJA2466	1097	DZJA3066	1210	DZJA3666	1320	DZJA4266	1431	DZJA4866	1542	DZJA6066	1765
Top/Flat HPL:Self 72w	DZJA2072	1057	DZJA2472	1139	DZJA3072	1260	DZJA3672	1380	DZJA4272	1502	DZJA4872	1623	DZJA6072	1867
Top/Flat HPL:Self 78w	DZJA2078	1092	DZJA2478	1178	DZJA3078	1310	DZJA3678	1442	DZJA4278	1573	DZJA4878	1704	DZJA6078	1967
Top/Flat HPL:Self 84w	DZJA2084	1124	DZJA2484	1219	DZJA3084	1360	DZJA3684	1502	DZJA4284	1643	DZJA4884	1786	DZJA6084	2069
Top/Flat HPL:Self 90w	DZJA2090	1158	DZJA2490	1260	DZJA3090	1411	DZJA3690	1561	DZJA4290	1716	DZJA4890	1867	DZJA6090	2169
Top/Flat HPL:Self 96w	DZJA2096	1192	DZJA2496	1300	DZJA3096	1462	DZJA3696	1623	DZJA4296	1786	DZJA4896	1947	DZJA6096	2271
Top/Flat HPL:Self 102w	DZJA2102	1225	DZJA24102	1341	DZJA30102	1512	DZJA36102	1684	DZJA42102	1855	DZJA48102	2028	DZJA60102	2372
Top/Flat HPL:Self 108w	DZJA2108	1260	DZJA24108	1380	DZJA30108	1561	DZJA36108	1745	DZJA42108	1927	DZJA48108	2108	DZJA60108	2473
Top/Flat HPL:Self 114w	DZJA2114	1294	DZJA24114	1421	DZJA30114	1613	DZJA36114	1807	DZJA42114	1997	DZJA48114	2189	DZJA60114	2574
Top/Flat HPL:Self 120w	DZJA20120	1328	DZJA24120	1462	DZJA30120	1663	DZJA36120	1867	DZJA42120	2069	DZJA48120	2271	DZJA60120	2675



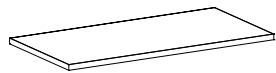
Description	Suffix Code.	Add \$	Suffix Code	Add \$	Suffix Code	Add \$	Suffix Code.	Add \$	Suffix Code	Add \$	Suffix Code	Add \$	Suffix Code	Add \$
Metal Edge 1.5th	20d		24d		30d		36d		42d		48d		60d	
Top/Flat HPL:Metal 16w	...ME	1074	...ME	1127	...ME	1204	...ME	1281	...ME	1358	...ME	1435	...ME	1590
Top/Flat HPL:Metal 18w	...ME	1099	...ME	1152	...ME	1230	...ME	1305	...ME	1384	...ME	1462	...ME	1615
Top/Flat HPL:Metal 20w	...ME	1127	...ME	1177	...ME	1257	...ME	1331	...ME	1409	...ME	1488	...ME	1642
Top/Flat HPL:Metal 24w	...ME	1177	...ME	1230	...ME	1305	...ME	1384	...ME	1462	...ME	1538	...ME	1695
Top/Flat HPL:Metal 30w	...ME	1257	...ME	1305	...ME	1384	...ME	1462	...ME	1538	...ME	1615	...ME	1771
Top/Flat HPL:Metal 36w	...ME	1331	...ME	1384	...ME	1462	...ME	1538	...ME	1615	...ME	1695	...ME	1848
Top/Flat HPL:Metal 42w	...ME	1409	...ME	1462	...ME	1538	...ME	1615	...ME	1695	...ME	1771	...ME	1926
Top/Flat HPL:Metal 48w	...ME	1488	...ME	1538	...ME	1615	...ME	1695	...ME	1771	...ME	1848	...ME	2004
Top/Flat HPL:Metal 54w	...ME	1562	...ME	1615	...ME	1695	...ME	1771	...ME	1848	...ME	1926	...ME	2080
Top/Flat HPL:Metal 60w	...ME	1642	...ME	1695	...ME	1771	...ME	1848	...ME	1926	...ME	2004	...ME	2158
Top/Flat HPL:Metal 66w	...ME	1720	...ME	1771	...ME	1848	...ME	1926	...ME	2004	...ME	2080	...ME	2235
Top/Flat HPL:Metal 72w	...ME	1797	...ME	1848	...ME	1926	...ME	2004	...ME	2080	...ME	2158	...ME	2312
Top/Flat HPL:Metal 78w	...ME	1873	...ME	1926	...ME	2004	...ME	2080	...ME	2158	...ME	2235	...ME	2390
Top/Flat HPL:Metal 84w	...ME	1952	...ME	2004	...ME	2080	...ME	2158	...ME	2235	...ME	2312	...ME	2469
Top/Flat HPL:Metal 90w	...ME	2029	...ME	2080	...ME	2158	...ME	2235	...ME	2312	...ME	2390	...ME	2544
Top/Flat HPL:Metal 96w	...ME	2105	...ME	2158	...ME	2235	...ME	2312	...ME	2390	...ME	2469	...ME	2621
Top/Flat HPL:Metal 102w	...ME	2183	...ME	2235	...ME	2312	...ME	2390	...ME	2469	...ME	2544	...ME	2701
Top/Flat HPL:Metal 108w	...ME	2262	...ME	2312	...ME	2390	...ME	2469	...ME	2544	...ME	2621	...ME	2777
Top/Flat HPL:Metal 114w	...ME	2337	...ME	2390	...ME	2469	...ME	2544	...ME	2621	...ME	2701	...ME	2854
Top/Flat HPL:Metal 120w	...ME	2416	...ME	2469	...ME	2544	...ME	2621	...ME	2701	...ME	2777	...ME	2932

! Notes:
 Standard HPL top material is Formica 949 White Matte.
 For metal edges, append ME to the Product No. and add the price shown above.
 > See page AD27 for additional Notes and Options.

Tops, Wood 1

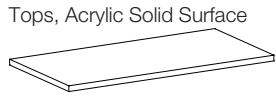


Description	Product No.	List \$	Product No.	List \$	Product No.	List \$	Product No.	List \$	Product No.	List \$	Product No.	List \$	Product No.	List \$
Self Edge, 1.5th	20d		24d		30d		36d		42d		48d		60d	
Top/Flat Wood1:Self 16w	DZJB2016	1154	DZJB2416	1172	DZJB3016	1196	DZJB3616	1222	DZJB4216	1247	DZJB4816	1275	DZJB6016	1324
Top/Flat Wood1:Self 18w	DZJB2018	1164	DZJB2418	1184	DZJB3018	1213	DZJB3618	1242	DZJB4218	1271	DZJB4818	1300	DZJB6018	1358
Top/Flat Wood1:Self 20w	DZJB2020	1176	DZJB2420	1196	DZJB3020	1230	DZJB3620	1261	DZJB4220	1294	DZJB4820	1324	DZJB6020	1389
Top/Flat Wood1:Self 24w	DZJB2024	1196	DZJB2424	1222	DZJB3024	1261	DZJB3624	1300	DZJB4224	1337	DZJB4824	1377	DZJB6024	1452
Top/Flat Wood1:Self 30w	DZJB2030	1230	DZJB2430	1261	DZJB3030	1307	DZJB3630	1358	DZJB4230	1406	DZJB4830	1452	DZJB6030	1550
Top/Flat Wood1:Self 36w	DZJB2036	1261	DZJB2436	1300	DZJB3036	1358	DZJB3636	1414	DZJB4236	1472	DZJB4836	1531	DZJB6036	1645
Top/Flat Wood1:Self 42w	DZJB2042	1294	DZJB2442	1337	DZJB3042	1406	DZJB3642	1472	DZJB4242	1539	DZJB4842	1608	DZJB6042	1742
Top/Flat Wood1:Self 48w	DZJB2048	1324	DZJB2448	1377	DZJB3048	1452	DZJB3648	1531	DZJB4248	1608	DZJB4848	1684	DZJB6048	1838
Top/Flat Wood1:Self 54w	DZJB2054	1358	DZJB2454	1414	DZJB3054	1502	DZJB3654	1589	DZJB4254	1675	DZJB4854	1761	DZJB6054	1934
Top/Flat Wood1:Self 60w	DZJB2060	1389	DZJB2460	1452	DZJB3060	1550	DZJB3660	1645	DZJB4260	1742	DZJB4860	1838	DZJB6060	2030
Top/Flat Wood1:Self 66w	DZJB2066	1421	DZJB2466	1493	DZJB3066	1597	DZJB3666	1703	DZJB4266	1809	DZJB4866	1915	DZJB6066	2127
Top/Flat Wood1:Self 72w	DZJB2072	1452	DZJB2472	1531	DZJB3072	1645	DZJB3672	1761	DZJB4272	1877	DZJB4872	1992	DZJB6072	2224
Top/Flat Wood1:Self 78w	DZJB2078	1486	DZJB2478	1569	DZJB3078	1695	DZJB3678	1819	DZJB4278	1944	DZJB4878	2070	DZJB6078	2318
Top/Flat Wood1:Self 84w	DZJB2084	1518	DZJB2484	1608	DZJB3084	1742	DZJB3684	1877	DZJB4284	2012	DZJB4884	2145	DZJB6084	2416
Top/Flat Wood1:Self 90w	DZJB2090	1550	DZJB2490	1645	DZJB3090	1790	DZJB3690	1934	DZJB4290	2079	DZJB4890	2224	DZJB6090	2512
Top/Flat Wood1:Self 96w	DZJB2096	1580	DZJB2496	1684	DZJB3096	1838	DZJB3696	1992	DZJB4296	2145	DZJB4896	2301	DZJB6096	2610
Top/Flat Wood1:Self 102w	DZJB2102	1614	DZJB24102	1722	DZJB30102	1886	DZJB36102	2050	DZJB42102	2214	DZJB48102	2376	DZJB60102	2704
Top/Flat Wood1:Self 108w	DZJB2108	1645	DZJB24108	1761	DZJB30108	1934	DZJB36108	2106	DZJB42108	2282	DZJB48108	2454	DZJB60108	2800
Top/Flat Wood1:Self 114w	DZJB2114	1678	DZJB24114	1799	DZJB30114	1982	DZJB36114	2164	DZJB42114	2347	DZJB48114	2531	DZJB60114	2897
Top/Flat Wood1:Self 120w	DZJB2120	1708	DZJB24120	1838	DZJB30120	2030	DZJB36120	2224	DZJB42120	2416	DZJB48120	2610	DZJB60120	2995

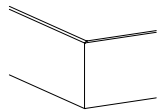


Description	Suffix Code.	Add \$	Suffix Code	Add \$	Suffix Code	Add \$	Suffix Code.	Add \$	Suffix Code	Add \$	Suffix Code	Add \$	Suffix Code	Add \$
Metal Edge 1.5th	20d		24d		30d		36d		42d		48d		60d	
Top/Flat Wood1:Metal 16w	...ME	1074	...ME	1127	...ME	1204	...ME	1281	...ME	1358	...ME	1435	...ME	1590
Top/Flat Wood1:Metal 18w	...ME	1099	...ME	1152	...ME	1230	...ME	1305	...ME	1384	...ME	1462	...ME	1615
Top/Flat Wood1:Metal 20w	...ME	1127	...ME	1177	...ME	1257	...ME	1331	...ME	1409	...ME	1488	...ME	1642
Top/Flat Wood1:Metal 24w	...ME	1177	...ME	1230	...ME	1305	...ME	1384	...ME	1462	...ME	1538	...ME	1695
Top/Flat Wood1:Metal 30w	...ME	1257	...ME	1305	...ME	1384	...ME	1462	...ME	1538	...ME	1615	...ME	1771
Top/Flat Wood1:Metal 36w	...ME	1331	...ME	1384	...ME	1462	...ME	1538	...ME	1615	...ME	1695	...ME	1848
Top/Flat Wood1:Metal 42w	...ME	1409	...ME	1462	...ME	1538	...ME	1615	...ME	1695	...ME	1771	...ME	1926
Top/Flat Wood1:Metal 48w	...ME	1488	...ME	1538	...ME	1615	...ME	1695	...ME	1771	...ME	1848	...ME	2004
Top/Flat Wood1:Metal 54w	...ME	1562	...ME	1615	...ME	1695	...ME	1771	...ME	1848	...ME	1926	...ME	2080
Top/Flat Wood1:Metal 60w	...ME	1642	...ME	1695	...ME	1771	...ME	1848	...ME	1926	...ME	2004	...ME	2158
Top/Flat Wood1:Metal 66w	...ME	1720	...ME	1771	...ME	1848	...ME	1926	...ME	2004	...ME	2080	...ME	2235
Top/Flat Wood1:Metal 72w	...ME	1797	...ME	1848	...ME	1926	...ME	2004	...ME	2080	...ME	2158	...ME	2312
Top/Flat Wood1:Metal 78w	...ME	1873	...ME	1926	...ME	2004	...ME	2080	...ME	2158	...ME	2235	...ME	2390
Top/Flat Wood1:Metal 84w	...ME	1952	...ME	2004	...ME	2080	...ME	2158	...ME	2235	...ME	2312	...ME	2469
Top/Flat Wood1:Metal 90w	...ME	2029	...ME	2080	...ME	2158	...ME	2235	...ME	2312	...ME	2390	...ME	2544
Top/Flat Wood1:Metal 96w	...ME	2105	...ME	2158	...ME	2235	...ME	2312	...ME	2390	...ME	2469	...ME	2621
Top/Flat Wood1:Metal 102w	...ME	2183	...ME	2235	...ME	2312	...ME	2390	...ME	2469	...ME	2544	...ME	2701
Top/Flat Wood1:Metal 108w	...ME	2262	...ME	2312	...ME	2390	...ME	2469	...ME	2544	...ME	2621	...ME	2777
Top/Flat Wood1:Metal 114w	...ME	2337	...ME	2390	...ME	2469	...ME	2544	...ME	2621	...ME	2701	...ME	2854
Top/Flat Wood1:Metal 120w	...ME	2416	...ME	2469	...ME	2544	...ME	2621	...ME	2701	...ME	2777	...ME	2932

! Notes:
 Standard HPL top material is Formica 949 White Matte.
 For metal edges, append ME to the Product No. and add the price shown above.
 > See page AD27 for additional Notes and Options.



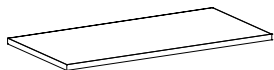
Description	Product No.	List \$	Product No.	List \$	Product No.	List \$	Product No.	List \$	Product No.	List \$	Product No.	List \$	Product No.	List \$
Self Edge, 1.5th	20d		24d		30d		36d		42d		48d		60d	
Top/Flat SolidS:Self 16w	DZJC2016	1621	DZJC2416	1671	DZJC3016	1742	DZJC3616	1815	DZJC4216	1890	DZJC4816	1961	DZJC6016	2106
Top/Flat SolidS:Self 18w	DZJC2018	1651	DZJC2418	1706	DZJC3018	1789	DZJC3618	1870	DZJC4218	1953	DZJC4818	2035	DZJC6018	2199
Top/Flat SolidS:Self 20w	DZJC2020	1681	DZJC2420	1742	DZJC3020	1834	DZJC3620	1926	DZJC4220	2016	DZJC4820	2106	DZJC6020	2289
Top/Flat SolidS:Self 24w	DZJC2024	1742	DZJC2424	1815	DZJC3024	1926	DZJC3624	2035	DZJC4224	2144	DZJC4824	2253	DZJC6024	2473
Top/Flat SolidS:Self 30w	DZJC2030	1834	DZJC2430	1926	DZJC3030	2063	DZJC3630	2199	DZJC4230	2336	DZJC4830	2473	DZJC6030	2745
Top/Flat SolidS:Self 36w	DZJC2036	1926	DZJC2436	2035	DZJC3036	2199	DZJC3636	2364	DZJC4236	2528	DZJC4836	2690	DZJC6036	3020
Top/Flat SolidS:Self 42w	DZJC2042	2016	DZJC2442	2144	DZJC3042	2336	DZJC3642	2528	DZJC4242	2718	DZJC4842	2910	DZJC6042	3293
Top/Flat SolidS:Self 48w	DZJC2048	2106	DZJC2448	2253	DZJC3048	2473	DZJC3648	2690	DZJC4248	2910	DZJC4848	3129	DZJC6048	3568
Top/Flat SolidS:Self 54w	DZJC2054	2199	DZJC2454	2364	DZJC3054	2610	DZJC3654	2855	DZJC4254	3103	DZJC4854	3347	DZJC6054	3841
Top/Flat SolidS:Self 60w	DZJC2060	2289	DZJC2460	2473	DZJC3060	2745	DZJC3660	3020	DZJC4260	3293	DZJC4860	3568	DZJC6060	4114
Top/Flat SolidS:Self 66w	DZJC2066	2381	DZJC2466	2583	DZJC3066	2883	DZJC3666	3183	DZJC4266	3484	DZJC4866	3785	DZJC6066	4387
Top/Flat SolidS:Self 72w	DZJC2072	2473	DZJC2472	2690	DZJC3072	3020	DZJC3672	3347	DZJC4272	3677	DZJC4872	4006	DZJC6072	4662
Top/Flat SolidS:Self 78w	DZJC2078	2564	DZJC2478	2800	DZJC3078	3157	DZJC3678	3512	DZJC4278	3867	DZJC4878	4224	DZJC6078	4935
Top/Flat SolidS:Self 84w	DZJC2084	2654	DZJC2484	2910	DZJC3084	3293	DZJC3684	3677	DZJC4284	4060	DZJC4884	4442	DZJC6084	5209
Top/Flat SolidS:Self 90w	DZJC2090	2745	DZJC2490	3020	DZJC3090	3429	DZJC3690	3841	DZJC4290	4249	DZJC4890	4662	DZJC6090	5483
Top/Flat SolidS:Self 96w	DZJC2096	2837	DZJC2496	3129	DZJC3096	3568	DZJC3696	4006	DZJC4296	4442	DZJC4896	4880	DZJC6096	5755
Top/Flat SolidS:Self 102w	DZJC2102	2930	DZJC24102	3238	DZJC30102	3704	DZJC36102	4169	DZJC42102	4634	DZJC48102	5100	DZJC60102	6028
Top/Flat SolidS:Self 108w	DZJC20108	3020	DZJC24108	3347	DZJC30108	3841	DZJC36108	4332	DZJC42108	4825	DZJC48108	5319	DZJC60108	6302
Top/Flat SolidS:Self 114w	DZJC20114	3110	DZJC24114	3458	DZJC30114	3977	DZJC36114	4497	DZJC42114	5017	DZJC48114	5538	DZJC60114	6575
Top/Flat SolidS:Self 120w	DZJC20120	3203	DZJC24120	3568	DZJC30120	4114	DZJC36120	4662	DZJC42120	5209	DZJC48120	5755	DZJC60120	6850



Description	Suffix Code.	Add \$	Suffix Code	Add \$	Suffix Code	Add \$	Suffix Code.	Add \$	Suffix Code	Add \$	Suffix Code	Add \$	Suffix Code	Add \$
Metal Edge 1.5th	20d		24d		30d		36d		42d		48d		60d	
Top/Flat SolidS:Metal 16w	...ME	1074	...ME	1127	...ME	1204	...ME	1281	...ME	1358	...ME	1435	...ME	1590
Top/Flat SolidS:Metal 18w	...ME	1099	...ME	1152	...ME	1230	...ME	1305	...ME	1384	...ME	1462	...ME	1615
Top/Flat SolidS:Metal 20w	...ME	1127	...ME	1177	...ME	1257	...ME	1331	...ME	1409	...ME	1488	...ME	1642
Top/Flat SolidS:Metal 24w	...ME	1177	...ME	1230	...ME	1305	...ME	1384	...ME	1462	...ME	1538	...ME	1695
Top/Flat SolidS:Metal 30w	...ME	1257	...ME	1305	...ME	1384	...ME	1462	...ME	1538	...ME	1615	...ME	1771
Top/Flat SolidS:Metal 36w	...ME	1331	...ME	1384	...ME	1462	...ME	1538	...ME	1615	...ME	1695	...ME	1848
Top/Flat SolidS:Metal 42w	...ME	1409	...ME	1462	...ME	1538	...ME	1615	...ME	1695	...ME	1771	...ME	1926
Top/Flat SolidS:Metal 48w	...ME	1488	...ME	1538	...ME	1615	...ME	1695	...ME	1771	...ME	1848	...ME	2004
Top/Flat SolidS:Metal 54w	...ME	1562	...ME	1615	...ME	1695	...ME	1771	...ME	1848	...ME	1926	...ME	2080
Top/Flat SolidS:Metal 60w	...ME	1642	...ME	1695	...ME	1771	...ME	1848	...ME	1926	...ME	2004	...ME	2158
Top/Flat SolidS:Metal 66w	...ME	1720	...ME	1771	...ME	1848	...ME	1926	...ME	2004	...ME	2080	...ME	2235
Top/Flat SolidS:Metal 72w	...ME	1797	...ME	1848	...ME	1926	...ME	2004	...ME	2080	...ME	2158	...ME	2312
Top/Flat SolidS:Metal 78w	...ME	1873	...ME	1926	...ME	2004	...ME	2080	...ME	2158	...ME	2235	...ME	2390
Top/Flat SolidS:Metal 84w	...ME	1952	...ME	2004	...ME	2080	...ME	2158	...ME	2235	...ME	2312	...ME	2469
Top/Flat SolidS:Metal 90w	...ME	2029	...ME	2080	...ME	2158	...ME	2235	...ME	2312	...ME	2390	...ME	2544
Top/Flat SolidS:Metal 96w	...ME	2105	...ME	2158	...ME	2235	...ME	2312	...ME	2390	...ME	2469	...ME	2621
Top/Flat SolidS:Metal 102w	...ME	2183	...ME	2235	...ME	2312	...ME	2390	...ME	2469	...ME	2544	...ME	2701
Top/Flat SolidS:Metal 108w	...ME	2262	...ME	2312	...ME	2390	...ME	2469	...ME	2544	...ME	2621	...ME	2777
Top/Flat SolidS:Metal 114w	...ME	2337	...ME	2390	...ME	2469	...ME	2544	...ME	2621	...ME	2701	...ME	2854
Top/Flat SolidS:Metal 120w	...ME	2416	...ME	2469	...ME	2544	...ME	2621	...ME	2701	...ME	2777	...ME	2932

! Notes:
 Standard Solid Surface material is Avonite Polaris White, Matte.
 For metal edges, append ME to the Product No. and add the price shown above.
 > See page AD27 for additional Notes and Options.

Tops, OcuWrite BPGlass



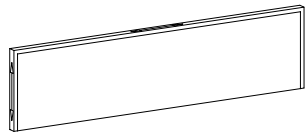
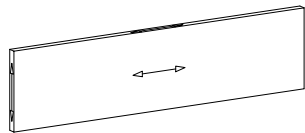
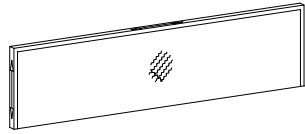
Description	Product No.	List \$	Product No.	List \$	Product No.	List \$	Product No.	List \$	Product No.	List \$	Product No.	List \$	Product No.	List \$
Metal Edge, 1.5th	20d		24d		30d		36d		42d		48d		60d	
Top/Flat OBPG: Metal 16w	DZJD2016	2091	DZJD2416	2214	DZJD3016	2399	DZJD3616	2587	DZJD4216	2773	DZJD4816	2960	DZJD6016	3333
Top/Flat OBPG: Metal 18w	DZJD2018	2160	DZJD2418	2294	DZJD3018	2495	DZJD3618	2693	DZJD4218	2893	DZJD4818	3093	DZJD6018	3493
Top/Flat OBPG: Metal 20w	DZJD2020	2232	DZJD2420	2375	DZJD3020	2588	DZJD3620	2801	DZJD4220	3016	DZJD4820	3228	DZJD6020	3657
Top/Flat OBPG: Metal 24w	DZJD2024	2375	DZJD2424	2536	DZJD3024	2776	DZJD3624	3017	DZJD4224	3257	DZJD4824	3498	DZJD6024	3981
Top/Flat OBPG: Metal 30w	DZJD2030	2588	DZJD2430	2776	DZJD3030	3058	DZJD3630	3339	DZJD4230	3621	DZJD4830	3902	DZJD6030	4467
Top/Flat OBPG: Metal 36w	DZJD2036	2801	DZJD2436	3017	DZJD3036	3339	DZJD3636	3661	DZJD4236	3985	DZJD4836	4305	DZJD6036	4953
Top/Flat OBPG: Metal 42w	DZJD2042	3016	DZJD2442	3257	DZJD3042	3621	DZJD3642	3985	DZJD4242	4349	DZJD4842	4710	DZJD6042	5438
Top/Flat OBPG: Metal 48w	DZJD2048	3228	DZJD2448	3498	DZJD3048	3902	DZJD3648	4305	DZJD4248	4710	DZJD4848	5118	DZJD6048	5925
Top/Flat OBPG: Metal 54w	DZJD2054	3442	DZJD2454	3740	DZJD3054	4184	DZJD3654	4629	DZJD4254	5074	DZJD4854	5521	DZJD6054	6409
Top/Flat OBPG: Metal 60w	DZJD2060	3657	DZJD2460	3981	DZJD3060	4467	DZJD3660	4953	DZJD4260	5438	DZJD4860	5925	DZJD6060	6896
Top/Flat OBPG: Metal 66w	DZJD2066	3868	DZJD2466	4221	DZJD3066	4747	DZJD3666	5274	DZJD4266	5800	DZJD4866	6329	DZJD6066	7382
Top/Flat OBPG: Metal 72w	DZJD2072	4083	DZJD2472	4463	DZJD3072	5031	DZJD3672	5598	DZJD4272	6166	DZJD4872	6734	DZJD6072	7868
Top/Flat OBPG: Metal 78w	DZJD2078	4297	DZJD2478	4703	DZJD3078	5310	DZJD3678	5919	DZJD4278	6530	DZJD4878	7137	DZJD6078	8356
Top/Flat OBPG: Metal 84w	DZJD2084	4512	DZJD2484	4943	DZJD3084	5593	DZJD3684	6242	DZJD4284	6892	DZJD4884	7542	DZJD6084	8841
Top/Flat OBPG: Metal 90w	DZJD2090	4724	DZJD2490	5184	DZJD3090	5875	DZJD3690	6566	DZJD4290	7254	DZJD4890	7945	DZJD6090	9327
Top/Flat OBPG: Metal 96w	DZJD2096	4937	DZJD2496	5424	DZJD3096	6157	DZJD3696	6887	DZJD4296	7618	DZJD4896	8351	DZJD6096	9811
Top/Flat OBPG: Metal 102w	DZJD2102	5150	DZJD24102	5667	DZJD30102	6438	DZJD36102	7210	DZJD42102	7981	DZJD48102	8754	DZJD60102	10298
Top/Flat OBPG: Metal 108w	DZJD2108	5366	DZJD24108	5907	DZJD30108	6720	DZJD36108	7533	DZJD42108	8346	DZJD48108	9158	DZJD60108	10784
Top/Flat OBPG: Metal 114w	DZJD2114	5580	DZJD24114	6148	DZJD30114	7002	DZJD36114	7855	DZJD42114	8709	DZJD48114	9563	DZJD60114	11271
Top/Flat OBPG: Metal 120w	DZJD2120	5793	DZJD24120	6389	DZJD30120	7284	DZJD36120	8177	DZJD42120	9073	DZJD48120	9968	DZJD60120	11756

! Notes—Tops this page only:
 OcuWrite tops have a metal edge.
 OcuWrite Back-Painted Glass color is O.BWT White.

! Notes—All Tops:
 Metal edge finish standard as MRBAS, Brushed Aluminum w/Steel Tint.
 Metal edge will be on all edges of tops where applicable.
 Tops are 1 piece construction, so verify on larger tops that they will fit into space.

+ Options—All Tops:
 For Brush grommet/ Pencil Catch add BG to spec code and add \$7 per inch.
 Brush grommets/Pencil Catches, must be 12 inches smaller than full width of top, 6in from each end of top minimum.
 Ex. 72 inch top would get a max size brush grommet of 60 inch and the cost would be \$420.

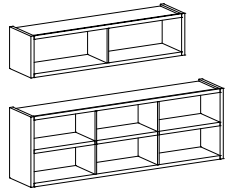
Top Dividers



Description	COM yds	Product No.	List \$	Product No.	List \$	Product No.	List \$	Product No.	List \$
		12h		15h		20h		24h	
Fabric									
Fabric: Magnetic 20w	1	DZKA2012	1461	DZKA2015	1520	DZKA2020	1587	DZKA2024	1626
Fabric: Magnetic 24w	1	DZKA2412	1503	DZKA2415	1580	DZKA2420	1654	DZKA2424	1716
Fabric: Magnetic 30w	1	DZKA3012	1556	DZKA3015	1653	DZKA3020	1738	DZKA3024	1820
Fabric: Magnetic 36w	1.2	DZKA3612	1609	DZKA3615	1725	DZKA3620	1822	DZKA3624	1926
Fabric: Magnetic 42w	1.4	DZKA4212	1662	DZKA4215	1797	DZKA4220	1905	DZKA4224	2030
Fabric: Magnetic 48w	1.5	DZKA4812	1716	DZKA4815	1869	DZKA4820	1990	DZKA4824	2136
• Fabric: Magnetic 54w	1.7	DZKA5412	1767	DZKA5415	1940	DZKA5420	2073	DZKA5424	2241
Fabric: Magnetic 60w	1.9	DZKA6012	1820	DZKA6015	2014	DZKA6020	2158	DZKA6024	2346
Fabric: Magnetic 66w	2	DZKA6612	1872	DZKA6615	2085	DZKA6620	1726	DZKA6624	2453
Fabric: Magnetic 72w	2.2	DZKA7212	1926	DZKA7215	2158	DZKA7220	2325	DZKA7224	2559
Fabric: Magnetic 78w	2.4	DZKA7812	1978	DZKA7815	2229	DZKA7820	2410	DZKA7824	2664
Wood									
Wood: 20w		DZKB2012	1142	DZKB2015	1181	DZKB2020	1206	DZKB2024	1216
Wood: 24w		DZKB2412	1169	DZKB2415	1216	DZKB2420	1243	DZKB2424	1265
Wood: 30w		DZKB3012	1192	DZKB3015	1255	DZKB3020	1279	DZKB3024	1317
Wood: 36w		DZKB3612	1216	DZKB3615	1293	DZKB3620	1318	DZKB3624	1365
Wood: 42w		DZKB4212	1241	DZKB4215	1328	DZKB4220	1355	DZKB4224	1413
Wood: 48w		DZKB4812	1265	DZKB4815	1365	DZKB4820	1390	DZKB4824	1464
• Wood: 54w		DZKB5412	1293	DZKB5415	1403	DZKB5420	1429	DZKB5424	1514
Wood: 60w		DZKB6012	1317	DZKB6015	1439	DZKB6020	1466	DZKB6024	1561
Wood: 66w		DZKB6612	1341	DZKB6615	1476	DZKB6620	1503	DZKB6624	1612
Wood: 72w		DZKB7212	1365	DZKB7215	1514	DZKB7220	1538	DZKB7224	1662
Wood: 78w		DZKB7812	1389	DZKB7815	1550	DZKB7820	1577	DZKB7824	1709
OcuWrite BPGlass									
OcuWriteBPG: Magnetic 20w		DZKC2012	2010	DZKC2015	2207	DZKC2020	2501	DZKC2024	2725
OcuWriteBPG: Magnetic 24w		DZKC2412	2162	DZKC2415	2403	DZKC2420	2750	DZKC2424	3031
OcuWriteBPG: Magnetic 30w		DZKC3012	2380	DZKC3015	2680	DZKC3020	3109	DZKC3024	3464
OcuWriteBPG: Magnetic 36w		DZKC3612	2596	DZKC3615	2960	DZKC3620	3466	DZKC3624	3900
OcuWriteBPG: Magnetic 42w		DZKC4212	2814	DZKC4215	3237	DZKC4220	3825	DZKC4224	4333
OcuWriteBPG: Magnetic 48w		DZKC4812	3031	DZKC4815	3513	DZKC4820	4183	DZKC4824	4769
• OcuWriteBPG: Magnetic 54w		DZKC5412	3247	DZKC5415	3793	DZKC5420	4541	DZKC5424	5203
OcuWriteBPG: Magnetic 60w		DZKC6012	3464	DZKC6015	4069	DZKC6020	4899	DZKC6024	5637
OcuWriteBPG: Magnetic 66w		DZKC6612	3682	DZKC6615	4349	DZKC6620	1726	DZKC6624	6072
OcuWriteBPG: Magnetic 72w		DZKC7212	3900	DZKC7215	4624	DZKC7220	5615	DZKC7224	6507
OcuWriteBPG: Magnetic 78w		DZKC7812	4116	DZKC7815	4902	DZKC7820	5971	DZKC7824	6941

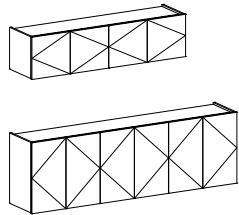
- ! Notes:
 All Dividers are two sided.
 All Dividers have a 0.75 Wood1 edge.
 OcuWrite Back-Painted Glass color: O.BWT White.
 Fabric panels are COM.
 Glass panels and Fabric panels are magnetic.
 Dividers are 1.5 inches thick.

Hutches, Open Shelving



Description	Product No.	List \$	Product No.	List \$	Product No.	List \$	Product No.	List \$	Product No.	List \$	Product No.	List \$
	18d		17.5h				29.5h					
Open Shelving 36w	DZLAA36	2957				DZLAB36		3838				
Open Shelving 48w	DZLAA48	3086				DZLAB48		3968				
Open Shelving 54w	DZLAA54	3150				DZLAB54		4032				
Open Shelving 60w	DZLAA60	3216				DZLAB60		4097				
Open Shelving 66w	DZLAA66	3280				DZLAB66		4198				
• Open Shelving 72w	DZLAA72	3344				DZLAB72		4300				
Open Shelving 78w	DZLAA78	3408				DZLAB78		4403				
Open Shelving 84w	DZLAA84	3474				DZLAB84		4503				
• Open Shelving 90w	DZLAA90	3539				DZLAB90		4605				
Open Shelving 96w	DZLAA96	3604				DZLAB96		4706				
Open Shelving 102w	DZLAA102	3667				DZLAB102		4810				
Open Shelving 108w	DZLAA108	3734				DZLAB108		4910				
Open Shelving 114w	DZLAA114	3799				DZLAB114		5013				
Open Shelving 120w	DZLAA120	3862				DZLAB120		5112				

Hutches, Cabinet Doors



Description	#Doors	17.5h			29.5h								
		Wood1 Doors	Acrylic Doors	OcuWriteBPG Doors	Wood1 Doors	Acrylic Doors	OcuWrite BPG Doors						
Cabinet Doors 36w	2	DZLBW36	3220	DZLBA36	4319	DZLBG36	4788	DZLCW36	4101	DZLCA36	5200	DZLCG36	6054
Cabinet Doors 48w	3	DZLBW48	3415	DZLBA48	4514	DZLBG48	5024	DZLCW48	4297	DZLCA48	5395	DZLCG48	6236
Cabinet Doors 54w	3	DZLBW54	3511	DZLBA54	4610	DZLBG54	5141	DZLCW54	4392	DZLCA54	5492	DZLCG54	6325
Cabinet Doors 60w	3	DZLBW60	3608	DZLBA60	4706	DZLBG60	5261	DZLCW60	4491	DZLCA60	5588	DZLCG60	6416
Cabinet Doors 66w	4	DZLBW66	3729	DZLBA66	4826	DZLBG66	5544	DZLCW66	4624	DZLCA66	5724	DZLCG66	6764
• Cabinet Doors 72w	4	DZLBW72	3826	DZLBA72	4925	DZLBG72	5809	DZLCW72	4759	DZLCA72	5857	DZLCG72	7113
Cabinet Doors 78w	4	DZLBW78	3923	DZLBA78	5020	DZLBG78	6070	DZLCW78	4893	DZLCA78	5990	DZLCG78	7461
Cabinet Doors 84w	5	DZLBW84	4044	DZLBA84	5142	DZLBG84	6356	DZLCW84	5026	DZLCA84	6126	DZLCG84	7810
Cabinet Doors 90w	5	DZLBW90	4140	DZLBA90	6336	DZLBG90	6618	DZLCW90	5161	DZLCA90	7355	DZLCG90	8159
Cabinet Doors 96w	6	DZLBW96	4261	DZLBA96	6455	DZLBG96	6901	DZLCW96	5295	DZLCA96	7490	DZLCG96	8507
Cabinet Doors 102w	6	DZLBW102	4358	DZLBA102	6553	DZLBG102	7165	DZLCW102	5429	DZLCA102	7625	DZLCG102	8856
Cabinet Doors 108w	6	DZLBW108	4455	DZLBA108	6650	DZLBG108	7427	DZLCW108	5563	DZLCA108	7757	DZLCG108	9204
Cabinet Doors 114w	6	DZLBW114	4552	DZLBA114	6746	DZLBG114	7689	DZLCW114	5697	DZLCA114	7892	DZLCG114	9553
Cabinet Doors 120w	6	DZLBW120	4648	DZLBA120	6844	DZLBG120	7951	DZLCW120	5831	DZLCA120	8026	DZLCG120	9902

! Notes:

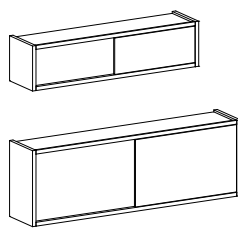
- Open End Options allowed on Open Shelving, Sliding Doors, and L Sliding Doors.
- For Open end left add A to the end of Product number.
- For Open end right add B to the end of the Product number.
- For Open end Both ends add C to the end of the Product number. Only allowed on 102w and greater.
- All Shelves are fixed, except for Cabinet door hutches.
- All Hutches come in one piece up to 120-in, please notify CSR if needed in 2 piece construction.
- Acrylic faces are Stylelite Arctic White standard.
- OcuWrite Back-Painted Glass color: O.BWT White.

Description	#Doors	17.5h			29.5h								
		Wood1 Doors	Acrylic Doors	OcuWrite BPG Doors	Wood1 Doors	Acrylic Doors	OcuWrite BPG Doors						
Hutches, Sliding Doors													
Sliding Doors 48w	1	DZLDW48	4138	DZLDA48	4575	DZLDG48	4997	DZLEW48	5085	DZLEA48	5523	DZLEG48	5851
Sliding Doors 54w	1	DZLDW54	4203	DZLDA54	4640	DZLDG54	5064	DZLEW54	5186	DZLEA54	5623	DZLEG54	5945
Sliding Doors 60w	1	DZLDW60	4299	DZLDA60	4736	DZLDG60	5160	DZLEW60	5290	DZLEA60	5727	DZLEG60	6040
Sliding Doors 66w	1	DZLDW66	4397	DZLDA66	4834	DZLDG66	5429	DZLEW66	5445	DZLEA66	5881	DZLEG66	6408
• Sliding Doors 72w	1	DZLDW72	4494	DZLDA72	4930	DZLDG72	5711	DZLEW72	5600	DZLEA72	6036	DZLEG72	6778
Sliding Doors 78w	2	DZLDW78	4591	DZLDA78	5026	DZLDG78	5994	DZLEW78	5757	DZLEA78	6193	DZLEG78	7146
Sliding Doors 84w	2	DZLDW84	4688	DZLDA84	5125	DZLDG84	6278	DZLEW84	5912	DZLEA84	6348	DZLEG84	7514
Sliding Doors 90w	2	DZLDW90	4784	DZLDA90	5221	DZLDG90	6601	DZLEW90	6069	DZLEA90	6939	DZLEG90	7883
Sliding Doors 96w	2	DZLDW96	4881	DZLDA96	5319	DZLDG96	6843	DZLEW96	6223	DZLEA96	7095	DZLEG96	8252
Sliding Doors 102w	2	DZLDW102	5363	DZLDA102	5800	DZLDG102	7512	DZLEW102	6764	DZLEA102	7862	DZLEG102	8979
Sliding Doors 108w	2	DZLDW108	5460	DZLDA108	5898	DZLDG108	7753	DZLEW108	6920	DZLEA108	8017	DZLEG108	9347
Sliding Doors 114w	2	DZLDW114	5559	DZLDA114	5996	DZLDG114	8037	DZLEW114	7075	DZLEA114	8174	DZLEG114	9716
Sliding Doors 120w	2	DZLDW120	5655	DZLDA120	6092	DZLDG120	8319	DZLEW120	7230	DZLEA120	8329	DZLEG120	10084

Description	#Doors	17.5h			29.5h							
		Wood1 Doors	Acrylic Doors	OcuWrite BPG Doors	Wood1 Doors	Acrylic Doors	OcuWrite BPG Doors					
Hutches, L-Sliding Door												
L- Sliding Door 48w	1	DZLFW48	4012	DZLFA48	4449	DZLFG48	4872	—	—	—	—	—
L- Sliding Door 54w	1	DZLFW54	4097	DZLFA54	4534	DZLFG54	4958	—	—	—	—	—
L- Sliding Door 60w	1	DZLFW60	4262	DZLFA60	4699	DZLFG60	5123	—	—	—	—	—
L- Sliding Door 66w	1	DZLFW66	4347	DZLFA66	4783	DZLFG66	5379	—	—	—	—	—
L- Sliding Door 72w	1	DZLFW72	4432	DZLFA72	4869	DZLFG72	5650	—	—	—	—	—
L- Sliding Door 78w	1	DZLFW78	4595	DZLFA78	5033	DZLFG78	6000	—	—	—	—	—
L- Sliding Door 84w	1	DZLFW84	4736	DZLFA84	5172	DZLFG84	6325	—	—	—	—	—
L- Sliding Door 90w	1	DZLFW90	4820	DZLFA90	5693	DZLFG90	6637	—	—	—	—	—
L- Sliding Door 96w	1	DZLFW96	5254	DZLFA96	6128	DZLFG96	7216	—	—	—	—	—
• L- Sliding Door 102w	2	DZLFW102	5339	DZLFA102	6212	DZLFG102	7488	—	—	—	—	—
L- Sliding Door 108w	2	DZLFW108	5424	DZLFA108	6296	DZLFG108	7718	—	—	—	—	—
L- Sliding Door 114w	2	DZLFW114	5697	DZLFA114	6569	DZLFG114	8175	—	—	—	—	—
L- Sliding Door 120w	2	DZLFW120	5786	DZLFA120	6657	DZLFG120	8448	—	—	—	—	—

! Notes:

- Open End Options allowed on Open Shelving, Sliding Doors, and L Sliding Doors.
- For Open end left add A to the end of Product number.
- For Open end right add B to the end of the Product number.
- For Open end Both ends add C to the end of the Product number. Only allowed on 102w and greater.
- All Shelves are fixed, except for Cabinet door hutches.
- All Hutches come in one piece up to 120-in, please notify CSR if needed in 2 piece construction.
- Acrylic faces are Stylelite Arctic White standard.
- OcuWrite Back-Painted Glass color: O.BWT White.

Description	Product No.	List \$	17.5h			29.5h			List \$	Product No.	List \$	Product No.	List \$
			Product No.	List \$	Product No.	Product No.	List \$	Product No.					
Hutches, BI-Pass Sliding Door 	18d		Wood1 Doors			Acrylic Doors			OcuWrite BPG Doors				
		#Doors											
	Bi-Pass SlideDr 60w	2	DZLGW60	4518	DZLGA60	5616	—	—	DZLHW60	5615	DZLHA60	6714	—
	Bi-Pass SlideDr 66w	2	DZLGW66	4615	DZLGA66	5712	—	—	DZLHW66	5770	DZLHA66	6868	—
	• Bi-Pass SlideDr 72w	2	DZLGW72	4713	DZLGA72	5812	—	—	DZLHW72	5927	DZLHA72	7025	—
	Bi-Pass SlideDr 78w	2	DZLGW78	4810	DZLGA78	5907	—	—	DZLHW78	6082	DZLHA78	7180	—
	Bi-Pass SlideDr 84w	2	DZLGW84	4906	DZLGA84	6004	—	—	DZLHW84	6237	DZLHA84	7336	—
	Bi-Pass SlideDr 90w	2	DZLGW90	5004	DZLGA90	7199	—	—	DZLHW90	6393	DZLHA90	8588	—
	Bi-Pass SlideDr 96w	2	DZLGW96	5101	DZLGA96	7295	—	—	DZLHW96	6549	DZLHA96	8743	—
	Bi-Pass SlideDr 102w	4	DZLGW102	5196	DZLGA102	7391	—	—	DZLHW102	6704	DZLHA102	8900	—
	Bi-Pass SlideDr 108w	4	DZLGW108	5295	DZLGA108	7490	—	—	DZLHW108	6861	DZLHA108	9055	—
	Bi-Pass SlideDr 114w	4	DZLGW114	5392	DZLGA114	7586	—	—	DZLHW114	7015	DZLHA114	9211	—
	Bi-Pass SlideDr 120w	4	DZLGW120	5487	DZLGA120	7684	—	—	DZLHW120	7172	DZLHA120	9367	—

! Notes:

Bi-Pass Door hutches DO NOT allow for Legal Redweld.
 All Shelves are fixed, except for Cabinet door hutches.
 All Hutches come in one piece up to 120-in, please notify CSR if needed in 2 piece construction.
 Acrylic faces are Stylelite Arctic White standard.
 OcuWrite Back-Painted Glass color is O.BWT White.

Task Lights for Hutches



	w	Product No.	List \$
LED Lights 36w	30	DZLED36	614
LED Lights 48w	42	DZLED48	656
LED Lights 54w	48	DZLED54	696
LED Lights 60w	54	DZLED60	738
LED Lights 66w	60	DZLED66	779
LED Lights 72w	60	DZLED72	785
LED Lights 78w	72	DZLED78	844
LED Lights 84w	72	DZLED84	853
LED Lights 90w	84	DZLED90	911
LED Lights 96w	84	DZLED96	918
LED Lights 102w	96	DZLED102	1009
LED Lights 108w	96	DZLED108	1016
LED Lights 114w	108	DZLED114	1068
LED Lights 120w	108	DZLED120	1075


! Notes:

Order lights for the size of hutch.
 Switch is a wireless dimmer, located in worksurface unless otherwise specified.
 Lights are 3500k; Inquire with Customer Service for other Kelvin Temperatures.
 5.5 Watt/Ft
 615 Lumens/Ft
 115 Degree Beam Angle
 >90 Color Rendering Index (CRI)

Description	#Shelves	Product No.	List \$	Product No.	List \$	Product No.	List \$	Product No.	List \$	Product No.	List \$	Product No.	List \$	Product No.	List \$
Wall Panels, Wood1															
	h	30w	36w	42w	48w	54w	60w	66w	72w						
Flush: Credenza: Hutch	25.1	1	DZMWA30 2620	DZMWA36 2732	DZMWA42 2844	DZMWA48 2960	DZMWA54 3072	DZMWA60 3186	DZMWA66 3297	DZMWA72 3410					
Flush: Low Credenza: Hutch	31.1	1	DZMWB30 2744	DZMWB36 2874	DZMWB42 3003	DZMWB48 3133	DZMWB54 3262	DZMWB60 3393	DZMWB66 3524	DZMWB72 3654					
Flush: Credenza: 60.5h oa	30.6	2	DZMWC30 2703	DZMWC36 2826	DZMWC42 2951	DZMWC48 3075	DZMWC54 3199	DZMWC60 3323	DZMWC66 3448	DZMWC72 3572					
Flush: Low Credenza: 60.5h oa	36.6	2	DZMWD30 2826	DZMWD36 2967	DZMWD42 3109	DZMWD48 3251	DZMWD54 3392	DZMWD60 3533	DZMWD66 3673	DZMWD72 3814					
Flush: Credenza: 72.5h oa	42.6	2	DZMWE30 2951	DZMWE36 3109	DZMWE42 3268	DZMWE48 3424	DZMWE54 3583	DZMWE60 3741	DZMWE66 3898	DZMWE72 4057					
Flush: Low Credenza: 72.5h oa	48.6	2	DZMWF30 3075	DZMWF36 3251	DZMWF42 3424	DZMWF48 3600	DZMWF54 3774	DZMWF60 3949	DZMWF66 4124	DZMWF72 4299					
Flush: Credenza: 84.5h oa	54.6	3	DZMVG30 3199	DZMVG36 3392	DZMVG42 3583	DZMVG48 3774	DZMVG54 3967	DZMVG60 4157	DZMVG66 4350	DZMVG72 4541					
Flush: Low Credenza: 84.5h oa	60.6	3	DZMWH30 3323	DZMWH36 3533	DZMWH42 3741	DZMWH48 3949	DZMWH54 4157	DZMWH60 4368	DZMWH66 4576	DZMWH72 4783					
Floor: Overhead	54.5	3	DZMWJ30 3199	DZMWJ36 3392	DZMWJ42 3583	DZMWJ48 3774	DZMWJ54 3967	DZMWJ60 4157	DZMWJ66 4350	DZMWJ72 4541					
Floor: 60.5h oa	60	4	DZMWK30 3323	DZMWK36 3533	DZMWK42 3741	DZMWK48 3949	DZMWK54 4157	DZMWK60 4368	DZMWK66 4576	DZMWK72 4783					
Floor: 72.5h oa	72	4	DZMWL30 3572	DZMWL36 3814	DZMWL42 4057	DZMWL48 4299	DZMWL54 4541	DZMWL60 4783							
Floor: 84.5h oa	84	5	DZMWM30 3821	DZMWM36 4097	DZMWM42 4373	DZMWM48 4648	DZMWM54 4925	DZMWM60 5201							
	h	78w	84w	90w	96w	102w	108w	114w	120w						
Flush: Credenza: Hutch	25.1	1	DZMWA78 3524	DZMWA84 3637	DZMWA90 3750	DZMWA96 3862	DZMWA102 3976	DZMWA108 4089	DZMWA114 4203	DZMWA120 4316					
Flush: Low Credenza: Hutch	31.1	1	DZMWB78 3783	DZMWB84 3913	DZMWB90 4043	DZMWB96 4173	DZMWB102 4303	DZMWB108 4433	DZMWB114 4562	DZMWB120 4692					
Flush: Credenza: 60.5h oa	30.6	2	DZMWC78 3696	DZMWC84 3821	DZMWC90 3947	DZMWC96 4069	DZMWC102 4195	DZMWC108 4319	DZMWC114 4444	DZMWC120 4568					
Flush: Low Credenza: 60.5h oa	36.6	2	DZMWD78 3955	DZMWD84 4097	DZMWD90 4239	DZMWD96 4380	DZMWD102 4521	DZMWD108 4663	DZMWD114 4802	DZMWD120 4943					
Flush: Credenza: 72.5h oa	42.6	2	DZMWE78 4215	DZMWE84 4373	DZMWE90 4532	DZMWE96 4689	DZMWE102 4847	DZMWE108 5006	DZMWE114 5162	DZMWE120 5321					
Flush: Low Credenza: 72.5h oa	48.6	2	DZMWF78 4473	DZMWF84 4648	DZMWF90 4824	DZMWF96 4997	DZMWF102 5174	DZMWF108 5349	DZMWF114 5523	DZMWF120 5698					
Flush: Credenza: 84.5h oa	54.6	3	DZMVG78 4733	DZMVG84 4925	DZMVG90 5118	DZMVG96 5308	DZMVG102 5501	DZMVG108 5691	DZMVG114 5882	DZMVG120 6075					
Flush: Low Credenza: 84.5h oa	60.6	3	DZMWH78 4993	DZMWH84 5201	DZMWH90 5410	DZMWH96 5618	DZMWH102 5826	DZMWH108 6035	DZMWH114 6243	DZMWH120 6453					
Floor: Overhead	54.5	3	DZMWJ78 4733	DZMWJ84 4925	DZMWJ90 5118	DZMWJ96 5308	DZMWJ102 5501	DZMWJ108 5691	DZMWJ114 5882	DZMWJ120 6075					
Floor: 60.5h oa	60	4	DZMWK78 4993	DZMWK84 5201	DZMWK90 5410	DZMWK96 5618	DZMWK102 5826	DZMWK108 6035	DZMWK114 6243	DZMWK120 6453					
Floor: 72.5h oa	72	4													
Floor: 84.5h oa	84	5													

Notes:

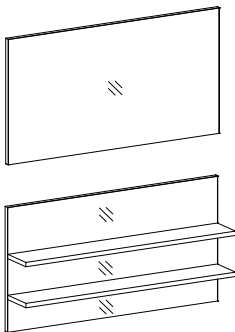
- All panels are magnetic or tackable.
- Metal shelves have a weight limit of 40 lbs per linear foot with a .25 inch drop.
- Wood shelves have a weight limit of 40 lbs per linear foot.
- Metal and Wood shelves cannot be intermixed on a single panel.
- Fabric panels width will be determined by fabric direction.
- Fabric panels over 96 inches wide will be two piece.
- Wall panels taller than 48.6h will be done in multiple sections to fit direction and size of Fabric roll.
- Any Fabric wall panel wider than 96w will be split vertically in two pieces.
- 1.5-in metal edge on 2 sides on all panels; plus top trim when not below a hutch; plus bottom trim when not on worksurface.
- Metal edge finish is MRBAS; Metal Resin Brushed Aluminum with Steel Tint.
- Max size of glass panels is 96w x 48h in one piece; max width is 96w.
- Shelf depth is 12d on both wood and metal shelves.
- Metal shelves are standard MRBAS, Brushed Aluminum w/Steel Tint.
- Number of shelves is determined by panel size.
- Specify shelf location using chart at bottom of section.
- OcuWrite Back-Painted Glass color: O.BWT White.



Description	#Shelves	Product No.	List \$	Product No.	List \$	Product No.	List \$	Product No.	List \$	Product No.	List \$	Product No.	List \$	Product No.	List \$			
Wall Panels, OcuWrite BPGlass																		
		h		30w		36w		42w		48w		54w		60w		66w		72w
Flush: Credenza: Hutch	25.1	1	DZMGA30	2999	DZMGA36	3206	DZMGA42	3417	DZMGA48	3625	DZMGA54	3833	DZMGA60	4041	DZMGA66	4249	DZMGA72	4459
Flush: Low Credenza: Hutch	31.1	1	DZMGB30	3294	DZMGB36	3552	DZMGB42	3808	DZMGB48	4066	DZMGB54	4322	DZMGB60	4579	DZMGB66	4835	DZMGB72	5091
Flush: Credenza: 60.5h oa	30.6	2	DZMGC30	3197	DZMGC36	3437	DZMGC42	3678	DZMGC48	3919	DZMGC54	4159	DZMGC60	4400	DZMGC66	4641	DZMGC72	4881
Flush: Low Credenza: 60.5h oa	36.6	2	DZMGD30	3493	DZMGD36	3782	DZMGD42	4069	DZMGD48	4359	DZMGD54	4647	DZMGD60	4937	DZMGD66	5226	DZMGD72	5514
Flush: Credenza: 72.5h oa	42.6	2	DZMGE30	3788	DZMGE36	4125	DZMGE42	4464	DZMGE48	4801	DZMGE54	5138	DZMGE60	5474	DZMGE66	5812	DZMGE72	6148
Flush: Low Credenza: 72.5h oa	48.6	2	DZMGF30	4086	DZMGF36	4470	DZMGF42	4857	DZMGF48	5242	DZMGF54	5626	DZMGF60	6012	DZMGF66	6397	DZMGF72	6781
Flush: Credenza: 84.5h oa	54.6	3	DZMGG30	4382	DZMGG36	4816	DZMGG42	5249	DZMGG48	5683	DZMGG54	6114	DZMGG60	6549	DZMGG66	6980	DZMGG72	7414
Flush: Low Credenza: 84.5h oa	60.6	3	DZMGH30	4680	DZMGH36	5161	DZMGH42	5643	DZMGH48	6124	DZMGH54	6605	DZMGH60	7086	DZMGH66	7568	DZMGH72	8049
Floor: Overhead	54.5	3	DZMGJ30	4382	DZMGJ36	4816	DZMGJ42	5249	DZMGJ48	5683	DZMGJ54	6114	DZMGJ60	6549	DZMGJ66	6980	DZMGJ72	7414
Floor: 60.5h oa	60	4	DZMGK30	4680	DZMGK36	5161	DZMGK42	5643	DZMGK48	6124	DZMGK54	6605	DZMGK60	7086	DZMGK66	7568	DZMGK72	8049
Floor: 72.5h oa	72	4	DZMGL30	5272	DZMGL36	5851	DZMGL42	6427	DZMGL48	7006	DZMGL54	7582	DZMGL60	8160				
Floor: 84.5h oa	84	5	DZMGM30	5867	DZMGM36	6538	DZMGM42	7212	DZMGM48	7888	DZMGM54	8561	DZMGM60	9235				
		h		78w		84w		90w		96w		102w		108w		114w		120w
Flush: Credenza: Hutch	25.1	1	DZMGA78	4666	DZMGA84	4875	DZMGA90	5084	DZMGA96	5294								
Flush: Low Credenza: Hutch	31.1	1	DZMGB78	5349	DZMGB84	5606	DZMGB90	5862	DZMGB96	6118								
Flush: Credenza: 60.5h oa	30.6	2	DZMGC78	5123	DZMGC84	5362	DZMGC90	5603	DZMGC96	5844								
Flush: Low Credenza: 60.5h oa	36.6	2	DZMGD78	5803	DZMGD84	6092	DZMGD90	6382	DZMGD96	6669								
Flush: Credenza: 72.5h oa	42.6	2	DZMGE78	6485	DZMGE84	6822	DZMGE90	7158	DZMGE96	7496								
Flush: Low Credenza: 72.5h oa	48.6	2	DZMGF78	7168	DZMGF84	7553												
Flush: Credenza: 84.5h oa	54.6	3	DZMGG78	7849	DZMGG84	8280												
Flush: Low Credenza: 84.5h oa	60.6	3	DZMGH78	8530	DZMGH84	9012												
Floor: Overhead	54.5	3	DZMGJ78	7849	DZMGJ84	8280												
Floor: 60.5h oa	60	4	DZMGK78	8530	DZMGK84	9012												
Floor: 72.5h oa	72	4																
Floor: 84.5h oa	84	5																

! Notes:

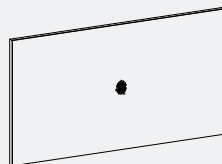
- All panels are magnetic or tackable.
- Metal shelves have a weight limit of 40 lbs per linear foot with a .25 inch drop.
- Wood shelves have a weight limit of 40 lbs per linear foot.
- Metal and Wood cannot be intermixed on a single panel.
- Fabric panels width will be determined by fabric direction.
- Fabric panels over 96 inches wide will be two piece.
- Wall panels taller than 48.6h will be done in multiple sections to fit direction and size of Fabric roll.
- Any Fabric wall panel wider than 96w will be split vertically in two pieces.
- 1.5-in metal edge on 2 sides on all panels; plus top trim when not below a hutch; plus bottom trim when not on worksurface.
- Metal edge finish is MRBAS; Metal Resin Brushed Aluminum with Steel Tint.
- Max size of glass panels is 96w x 48h in one piece; max width is 96w.
- Shelf depth is 12d on both wood and metal shelves.
- Metal shelves are standard MRBAS, Brushed Aluminum w/Steel Tint.
- Number of shelves is determined by panel size.
- Specify shelf location using chart at bottom of section.
- OcuWrite Back-Painted Glass color: O.BWT White.



Description	#Shelves	Product No.	List \$	Product No.	List \$	Product No.	List \$	Product No.	List \$	Product No.	List \$	Product No.	List \$	Product No.	List \$
Wall Panels, Fabric															
	h	30w	36w	42w	48w	54w	60w	66w	72w						
Flush: Credenza: Hutch	25.1	1	DZMFA30 2227	DZMFA36 2245	DZMFA42 2262	DZMFA48 2280	DZMFA54 2295	DZMFA60 2312	DZMFA66 2330	DZMFA72 2347					
Flush: Low Credenza: Hutch	31.1	1	DZMFB30 2304	DZMFB36 2325	DZMFB42 2345	DZMFB48 2366	DZMFB54 2389	DZMFB60 2411	DZMFB66 2431	DZMFB72 2453					
Flush: Credenza: 60.5h oa	30.6	2	DZMFC30 2276	DZMFC36 2298	DZMFC42 2317	DZMFC48 2337	DZMFC54 2358	DZMFC60 2378	DZMFC66 2398	DZMFC72 2417					
Flush: Low Credenza: 60.5h oa	36.6	2	DZMFD30 2354	DZMFD36 2378	DZMFD42 2400	DZMFD48 2426	DZMFD54 2451	DZMFD60 2473	DZMFD66 2499	DZMFD72 2523					
Flush: Credenza: 72.5h oa	42.6	2	DZMFE30 2430	DZMFE36 2457	DZMFE42 2486	DZMFE48 2513	DZMFE54 2541	DZMFE60 2569	DZMFE66 2597	DZMFE72 2625					
Flush: Low Credenza: 72.5h oa	48.6	2	DZMFF30 2505	DZMFF36 2538	DZMFF42 2569	DZMFF48 2601	DZMFF54 2632	DZMFF60 2665	DZMFF66 2697	DZMFF72 2730					
Flush: Credenza: 84.5h oa	54.6	3	DZMFG30 2582	DZMFG36 2618	DZMFG42 2653	DZMFG48 2689	DZMFG54 2726	DZMFG60 2762	DZMFG66 2797	DZMFG72 2833					
Flush: Low Credenza: 84.5h oa	60.6	3	DZMFH30 2657	DZMFH36 2696	DZMFH42 2737	DZMFH48 2777	DZMFH54 2818	DZMFH60 2857	DZMFH66 2897	DZMFH72 2938					
Floor: Overhead	54.5	3	DZMFJ30 2582	DZMFJ36 2618	DZMFJ42 2653	DZMFJ48 2689	DZMFJ54 2726	DZMFJ60 2762	DZMFJ66 2797	DZMFJ72 2833					
Floor: 60.5h oa	60	4	DZMFK30 2657	DZMFK36 2696	DZMFK42 2737	DZMFK48 2777	DZMFK54	—	—	—	—				
Floor: 72.5h oa	72	4	DZMFL30 2808	DZMFL36 2856	DZMFL42 2906	DZMFL48 2952	DZMFL54	—	—	—	—				
Floor: 84.5h oa	84	5	DZMFM30 2961	DZMFM36 3017	DZMFM42 3073	DZMFM48 3129	DZMFM54	—	—	—	—				
	h	78w	84w	90w	96w	102w	108w	114w	120w						
Flush: Credenza: Hutch	25.1	1	DZMFA78 2365	DZMFA84 2382	DZMFA90 2400	DZMFA96 2418	DZMFA102 2436	DZMFA108 2453	DZMFA114 2471	DZMFA120 2487					
Flush: Low Credenza: Hutch	31.1	1	DZMFB78 2473	DZMFB84 2495	DZMFB90 2516	DZMFB96 2538	DZMFB102 2560	DZMFB108 2581	DZMFB114 2601	DZMFB120 2623					
Flush: Credenza: 60.5h oa	30.6	2	DZMFC78 2437	DZMFC84 2457	DZMFC90 2477	DZMFC96 2499	DZMFC102 2518	DZMFC108 2538	DZMFC114 2559	DZMFC120 2578					
Flush: Low Credenza: 60.5h oa	36.6	2	DZMFD78 2544	DZMFD84 2569	DZMFD90 2595	DZMFD96 2618	DZMFD102 2642	DZMFD108 2667	DZMFD114 2689	DZMFD120 2713					
Flush: Credenza: 72.5h oa	42.6	2	DZMFE78 2653	DZMFE84 2683	DZMFE90 2709	DZMFE96 2738	DZMFE102 2766	DZMFE108 2794	DZMFE114 2821	DZMFE120 2850					
Flush: Low Credenza: 72.5h oa	48.6	2	DZMFF78 2762	DZMFF84 2794	DZMFF90 2826	DZMFF96 2857	DZMFF102 2890	DZMFF108 2921	DZMFF114 2952	DZMFF120 2986					
Flush: Credenza: 84.5h oa	54.6	3	DZMFG78 2871	DZMFG84 2906	DZMFG90 2942	DZMFG96 2978	DZMFG102 3015	DZMFG108 3050	DZMFG114 3086	DZMFG120 3122					
Flush: Low Credenza: 84.5h oa	60.6	3	DZMFH78 2978	DZMFH84 3019	DZMFH90 3057	DZMFH96 3096	DZMFH102 3137	DZMFH108 3178	DZMFH114 3219	DZMFH120 3257					
Floor: Overhead	54.5	3	DZMFJ78 2871	DZMFJ84 2906	DZMFJ90 2942	DZMFJ96 2978	DZMFJ102 3015	DZMFJ108 3050	DZMFJ114 3086	DZMFJ120 3122					
Floor: 60.5h oa	60	4	—	—	—	—	—	—	—	—					
Floor: 72.5h oa	72	4	—	—	—	—	—	—	—	—					
Floor: 84.5h oa	84	5	—	—	—	—	—	—	—	—					

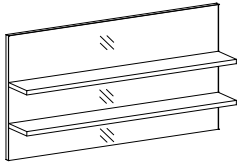
COM Fabric Requirements (yards of 54w material)

	30w	36w	48w	54w	60w	66w	72w	78w	84w	90w	96w	102w	108w	114w	120w
25.1	1	1.2	1.5	1.7	1.9	2.2	2.2	2.4	2.5	2.7	2.9	3.2	3.4	3.5	3.7
31.1	1	1.2	1.5	1.7	1.9	2.2	2.2	2.4	2.5	2.7	2.9	3.2	3.4	3.5	3.7
30.6	2	2.4	3	3.4	3.8	4.4	4.4	4.8	5	5.4	5.8	6.4	6.8	7	7.4
36.6	2	2.4	3	3.4	3.8	4.4	4.4	4.8	5	5.4	5.8	6.4	6.8	7	7.4
42.6	2	2.4	3	3.4	3.8	4.4	4.4	4.8	5	5.4	5.8	6.4	6.8	7	7.4
48.6	2	2.4	3	3.4	3.8	4.4	4.4	4.8	5	5.4	5.8	6.4	6.8	7	7.4
54.6	2	2.4	3	3.4	3.8	4.4	4.4	4.8	5	5.4	5.8	6.4	6.8	7	7.4
60.6	2	2.4	3	3.4	3.8	4.4	4.4	4.8	5	5.4	5.8	6.4	6.8	7	7.4
54.5	2	2.4	3	3.4	3.8	4.4	4.4	4.8	5	5.4	5.8	6.4	6.8	7	7.4
60	2	2.4	3	3.4	3.8	4.4	4.4	4.8	5	5.4	5.8	6.4	6.8	7	7.4
72	3	3.6	4.5	5.1	5.7	6.6	6.6	7.2	7.5	8.1	8.7	9.6	10.2	10.5	11.1
84	3	3.6	4.5	5.1	5.7	6.6	6.6	7.2	7.5	8.1	8.7	9.6	10.2	10.5	11.1



See Notes on the following page for specification information.

Shelves

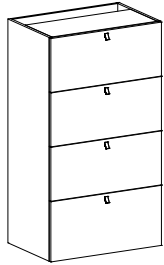


Description	Product No.		List \$	
	Wood 1.5th		Metal 0.25th	
Shelf 30w 12d	DZMSW30	1115	DZMSM30	1201
Shelf 36w 12d	DZMSW36	1154	DZMSM36	1281
Shelf 48w 12d	DZMSW48	1311	DZMSM48	1388
Shelf 54w 12d	DZMSW54	1351	DZMSM54	1388
Shelf 60w 12d	DZMSW60	1466	DZMSM60	1388
Shelf 66w 12d	DZMSW66	1506	DZMSM66	1468
Shelf 72w 12d	DZMSW72	1545	DZMSM72	1468
Shelf 78w 12d	DZMSW78	1661	DZMSM78	1468
Shelf 84w 12d	DZMSW84	1702	DZMSM84	1549
Shelf 90w 12d	DZMSW90	1742	DZMSM90	1549
Shelf 96w 12d	DZMSW96	1856	DZMSM96	1789
Shelf 102w 12d	DZMSW102	1897	DZMSM102	1789
Shelf 108w 12d	DZMSW108	1937	DZMSM108	1789
Shelf 114w 12d	DZMSW114	2052	DZMSM114	1843
Shelf 120w 12d	DZMSW120	2094	DZMSM120	1843

! Notes—for Wall Panels and Shelves:

- All panels are magnetic or tackable.
- Metal shelves have a weight limit of 40 lbs per linear foot with a .25 inch drop.
- Wood shelves have a weight limit of 40 lbs per linear foot.
- Metal and Wood cannot be intermixed on a single panel.
- Fabric panels width will be determined by fabric direction.
- Fabric panels over 96 inches wide will be two piece.
- Wall panels taller than 48.6h will be done in multiple sections to fit direction and size of Fabric roll.
- Any Fabric wall panel wider than 96w will be split vertically in two pieces.
- 1.5-in metal edge on 2 sides on all panels; plus top trim when not below a hutch; plus bottom trim when not on worksurface.
- Metal edge finish is MRBAS; Metal Resin Brushed Aluminum with Steel Tint.
- Max size of glass panels is 96w x 48h in one piece; max width is 96w.
- Shelf depth is 12d on both wood and metal shelves.
- Metal shelves are standard MRBAS, Brushed Aluminum w/Steel Tint.
- Number of shelves is determined by panel size.
- Specify shelf location using chart at bottom of section.
- OcuWrite Back-Painted Glass color: O.BWT White.

Towers Lateral Files



Description	Product No.	List \$	Product No.	List \$		
	20d		24d			
Tower	DZTLA	sum	DZTLB	sum		
Tower with Toe Kick	DZTLATK	sum	DZTLBTK	sum		
	Spec Code		Spec Code	Spec Code	Add \$	
	Wood1 Faces	▲	Wood1 Faces	▲	Acrylic Faces	
LatFile 3-High 24w 41.5h	3H24	3129	3H24	3394	A	+1072
LatFile 3-High 30w 41.5h	3H30	3332	3H30	3602	A	+1072
LatFile 3-High 36w 41.5h	3H36	3462	3H36	3734	A	+1072
LatFile 4-High 24w 54.75h	4H24	3584	4H24	3932	A	+1072
LatFile 4-High 30w 54.75h	4H30	3852	4H30	4207	A	+1072
LatFile 4-High 36w 54.75h	4H36	4019	4H36	4375	A	+1072

! Notes:

File towers must be anchored to wall or back to back.

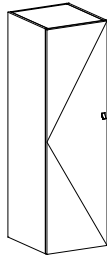
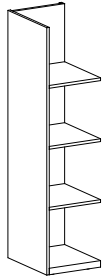
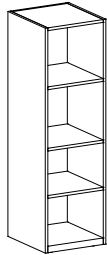
Tower tops are unfinished, top must be purchased from top chart above.

Pull finish is standard MRBAS, Brushed Aluminum w/Steel tint; for polished specify MPA, Polished Aluminum.

For Drawer locks, specify LG add \$263.

Acrylic faces are Stylelite Arctic White standard.

Towers 60.5h



Description	Product No.	List \$	Product No.	List \$
	20d		24d	
Tower 60.5	DZT60A	sum	DZT60B	sum
Tower 60.5 with Toe Kick	DZT60ATK	sum	DZT60BTK	sum

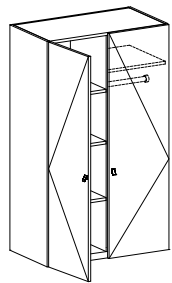
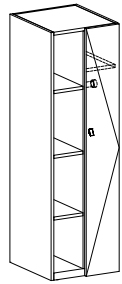
	Spec Code		Spec Code		Spec Code	Add \$	Spec Code	Add \$
	Wood1 Faces	▲	Wood1 Faces	▲	Acrylic Faces		Mirror	
Shelving 16w	A16	2733	A16	3093	—	—	—	—
• Shelving 18w	A18	2804	A18	3180	—	—	—	—
Shelving 20w	A20	2911	A20	3306	—	—	—	—
Shelving 24w	A24	3035	A24	3465	—	—	—	—
Shelving 30w	A30	3264	A30	3750	—	—	—	—
Shelving 36w	A36	3495	A36	4036	—	—	—	—
Corner Shelving 16w LH	BL16	2412	BL16	2661	—	—	—	—
Corner Shelving 16w RH	BR16	2412	BR16	2661	—	—	—	—
Corner Shelving 18w LH	BL18	2481	BL18	2749	—	—	—	—
Corner Shelving 18w RH	BR18	2481	BR18	2749	—	—	—	—
Corner Shelving 20w LH	BL20	2588	BL20	2875	—	—	—	—
• Corner Shelving 20w RH	BR20	2588	BR20	2875	—	—	—	—
Cabinet 16w LH	CL16	2978	CL16	3336	A	+1098	—	—
Cabinet 16w RH	CR16	2978	CR16	3336	A	+1098	—	—
• Cabinet 18w LH	CL18	3103	CL18	3480	A	+1098	—	—
Cabinet 18w RH	CR18	3103	CR18	3480	A	+1098	—	—
Cabinet 20w LH	CL20	3261	CL20	3658	A	+1098	—	—
Cabinet 20w RH	CR20	3261	CR20	3658	A	+1098	—	—
Cabinet 24w LH	CL24	3487	CL24	3918	A	+1098	—	—
Cabinet 24w RH	CR24	3487	CR24	3918	A	+1098	—	—
Cabinet 30w DBL	C30	3663	C30	4095	A	+1098	—	—
Cabinet 36w DBL	C36	3841	C36	4271	A	+1098	—	—

(listing continued on following page)

! Notes:

- All units have unfinished backs.
- LH and RH designations indicate hinge side on the single door units.
- 60.5 units have finished tops, all other heights have unfinished tops.
- Corner shelving units must be secured to wall with cleat provided, or to adjoining units (i.e., pedestals or towers).
- For units with toe kick use prefix with toe kick.
- Toe kick finish is standard MRBAS, Brushed Aluminum w/Steel Tint; for polished specify MPA, Polished Aluminum.
- Pull finish is standard MRBAS, Brushed Aluminum w/Steel tint; for polished specify MPA, Polished Aluminum.
- Acrylic faces are Stylelite Arctic White standard.

Towers 60.5h (continued)



Description	Product No.		List \$		Product No.		List \$			
	20d		24d							
	Spec Code	Wood1	Faces	▲	Spec Code	Wood1	Faces	▲		
	Spec Code	Acrylic	Faces		Spec Code	Add \$	Spec Code	Add \$		
							Mirror			
Grmt8:Shv8 16w LH	DL16			3192	DL16	3660	A	+1098	MR	—
Shv8:Grmt8 16w RH	DR16			3192	DR16	3660	A	+1098	MR	—
Grmt9:Shv9 18w LH	DL18			3284	DL18	3758	A	+1098	MR	—
• Shv9:Grmt9 18w RH	DR18			3284	DR18	3758	A	+1098	MR	—
Grmt10:Shv10 20w LH	DL20			3361	DL20	3841	A	+1098	MR	—
Shv10:Grmt10 20w RH	DR20			3361	DR20	3841	A	+1098	MR	—
Grmt12:Shv12 24w LH	DL24			3419	DL24	3914	A	+1098	MR	—
Shv12:Grmt12 24w RH	DR24			3419	DR24	3914	A	+1098	MR	—
Grmt15:Shv15 30w LH	DL30			3681	DL30	4206	A	+1098	MR	+161
Shv15:Grmt15 30w RH	DR30			3681	DR30	4206	A	+1098	MR	+161
Grmt18:Shv18 36w LH	DL36			3794	DL36	4332	A	+1098	MR	+260
Shv18:Grmt18 36w RH	DR36			3794	DR36	4332	A	+1098	MR	+260
Grmt8:Cab8 16w LH	EL16			3322	EL16	3767	A	+1098	MR	+131
Cab8:Grmt8 16w RH	ER16			3322	ER16	3767	A	+1098	MR	+131
Grmt9:Cab9 18w LH	EL18			3393	EL18	3866	A	+1098	MR	+147
Cab9:Grmt9 18w RH	ER18			3393	ER18	3866	A	+1098	MR	+147
Grmt10:Cab10 20w LH	EL20			3521	EL20	3894	A	+1098	MR	+164
Cab10:Grmt10 20w RH	ER20			3521	ER20	3894	A	+1098	MR	+164
Grmt12:Cab12 24w DBL	EA24			3681	EA24	4177	A	+1098	MR	—
Cab12:Grmt12 24w DBL	EB24			3681	EB24	4177	A	+1098	MR	—
Grmt15:Cab15 30w DBL	EA30			3858	EA30	4468	A	+1098	MR	+245
Cab15:Grmt15 30w DBL	EB30			3858	EB30	4468	A	+1098	MR	+245
Grmt18:Cab18 36w DBL	EA36			4033	EA36	4645	A	+1098	MR	+260
• Cab18:Grmt18 36w DBL	EB36			4033	EB36	4645	A	+1098	MR	+260

(listing continued on following page)

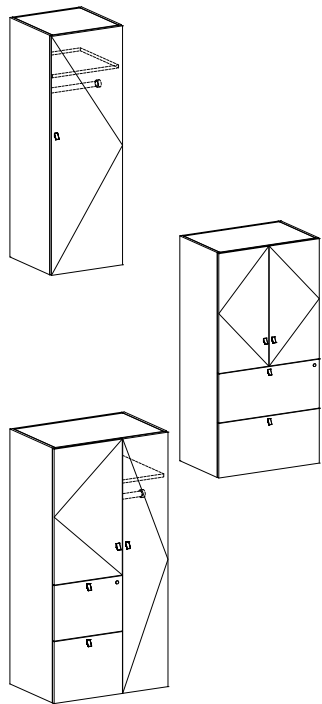
! Notes:

- All units have unfinished backs.
- LH and RH designations indicate hinge side on the single door units.
- 60.5 units have finished tops, all other heights have unfinished tops.
- Corner shelving units must be secured to wall with cleat provided, or to adjoining units (i.e., pedestals or towers).
- For units with toe kick use prefix with toe kick.
- Toe kick finish is standard MRBAS, Brushed Aluminum w/Steel Tint; for polished specify MPA, Polished Aluminum.
- Pull finish is standard MRBAS, Brushed Aluminum w/Steel tint; for polished specify MPA, Polished Aluminum.
- Acrylic faces are Stylelite Arctic White standard.

+ Options:

- To specify Acrylic faces add A to spec code and add \$ total amount.
- To specify mirror add MR to spec code and add \$ amount to total.
- For Door/Cabinet locks, specify LD; add \$221.
- For Drawer locks, specify LG add \$263.

Towers 60.5h (continued)



Description	Product No. 20d		Product No. 24d		Spec Code Acrylic Faces	Add \$	Spec Code Mirror	Add \$
	Spec Code Wood1 Faces	▲	Spec Code Wood1 Faces	▲				
Garment 16w LH	GL16	2804	GL16	3108	A	+1098	MR	+131
Garment 16w RH	GR16	2804	GR16	3108	A	+1098	MR	+131
Garment 18w LH	GL18	2907	GL18	3220	A	+1098	MR	+147
Garment 18w RH	GR18	2907	GR18	3220	A	+1098	MR	+147
Garment 20w LH	GL20	3048	GL20	3369	A	+1098	MR	+164
• Garment 20w RH	GR20	3048	GR20	3369	A	+1098	MR	+164
Garment 24w LH	GL24	3222	GL24	3547	A	+1098	MR	+196
Garment 24w RH	GR24	3222	GR24	3547	A	+1098	MR	+196
Cab2:2File 16w LH	HL16	3626	HL16	4038	A	+1098	MR	—
Cab2:2File 16w RH	HR16	3626	HR16	4038	A	+1098	MR	—
Cab2:2File 18w LH	HL18	3729	HL18	4120	A	+1098	MR	—
Cab2:2File 18w RH	HR18	3729	HR18	4120	A	+1098	MR	—
Cab2:2File 20w LH	HL20	3891	HL20	4326	A	+1098	MR	—
Cab2:2File 20w RH	HR20	3891	HR20	4326	A	+1098	MR	—
Cab2:2File 24w DBL	H24	4086	H24	4547	A	+1098	MR	—
• Cab2:2File 30w DBL	H30	4337	H30	4802	A	+1098	MR	—
Cab2:2File 36w DBL	H36	4552	H36	5017	A	+1098	MR	—
Cab2/2File 16:Grmt8 24w DBL	JA24	4372	JA24	4936	A	+1098	MR	—
Grmt8:Cab2/2File 16 24w DBL	JB24	4372	JB24	4936	A	+1098	MR	—
Cab2/2File 18:Grmt12 30w DBL	JA30	4551	JA30	5139	A	+1098	MR	+245
Grmt12:Cab2/2File 18 30w DBL	JB30	4551	JB30	5139	A	+1098	MR	+245
• Cab2/2File 18:Grmt18 36w DBL	JA36	4727	JA36	5315	A	+1098	MR	+260
Grmt18:Cab2/2File 18 36w DBL	JB36	4727	JB36	5315	A	+1098	MR	+260

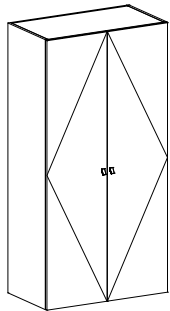
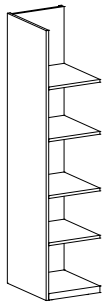
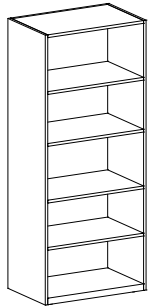
! Notes:

All units have unfinished backs.
 LH and RH designations indicate hinge side on the single door units.
 60.5 units have finished tops, all other heights have unfinished tops.
 Corner shelving units must be secured to wall with cleat provided, or to adjoining units (i.e., pedestals or towers).
 For units with toe kick use prefix with toe kick.
 Toe kick finish is standard MRBAS, Brushed Aluminum w/Steel Tint; for polished specify MPA, Polished Aluminum.
 Pull finish is standard MRBAS, Brushed Aluminum w/Steel tint; for polished specify MPA, Polished Aluminum.
 Acrylic faces are Stylelite Arctic White standard.

+ Options:

To specify Acrylic faces add A to spec code and add \$ total amount.
 To specify mirror add MR to spec code and add \$ amount to total.
 For Door/Cabinet locks, specify LD; add \$221.
 For Drawer locks, specify LG add \$263.

Towers 72.5h



Description	Product No.		List \$	
	20d	24d		
Tower 72.5	DZT72A	sum	DZT72B	sum
Tower 72.5 with Toe Kick	DZT72ATK	sum	DZT72BTK	sum

	Spec Code	Wood1	Faces	▲	Spec Code	Wood1	Faces	▲	Spec Code	Acrylic	Faces	Add \$	Spec Code	Mirror	Add \$
Shelving 16w	A16	3096	A16	3528	—	—	—	—	—	—	—	—	—	—	—
Shelving 18w	A18	3191	A18	3644	—	—	—	—	—	—	—	—	—	—	—
Shelving 20w	A20	3310	A20	3783	—	—	—	—	—	—	—	—	—	—	—
Shelving 24w	A24	3466	A24	3986	—	—	—	—	—	—	—	—	—	—	—
• Shelving 30w	A30	3746	A30	4327	—	—	—	—	—	—	—	—	—	—	—
Shelving 36w	A36	4024	A36	4669	—	—	—	—	—	—	—	—	—	—	—
Corner Shelving 16w LH	BL16	2623	BL16	2895	—	—	—	—	—	—	—	—	—	—	—
• Corner Shelving 16w RH	BR16	2623	BR16	2895	—	—	—	—	—	—	—	—	—	—	—
Corner Shelving 18w LH	BL18	2707	BL18	2998	—	—	—	—	—	—	—	—	—	—	—
Corner Shelving 18w RH	BR18	2707	BR18	2998	—	—	—	—	—	—	—	—	—	—	—
Corner Shelving 20w LH	BL20	2814	BL20	3123	—	—	—	—	—	—	—	—	—	—	—
Corner Shelving 20w RH	BR20	2814	BR20	3123	—	—	—	—	—	—	—	—	—	—	—
Cabinet 16w LH	CL16	3317	CL16	3719	A	+1098	—	—	—	—	—	—	—	—	—
Cabinet 16w RH	CR16	3317	CR16	3719	A	+1098	—	—	—	—	—	—	—	—	—
Cabinet 18w LH	CL18	3477	CL18	3897	A	+1098	—	—	—	—	—	—	—	—	—
Cabinet 18w RH	CR18	3477	CR18	3897	A	+1098	—	—	—	—	—	—	—	—	—
Cabinet 20w LH	CL20	3637	CL20	4075	A	+1098	—	—	—	—	—	—	—	—	—
Cabinet 20w RH	CR20	3637	CR20	4075	A	+1098	—	—	—	—	—	—	—	—	—
Cabinet 24w LH	CL24	3909	CL24	4382	A	+1098	—	—	—	—	—	—	—	—	—
Cabinet 24w RH	CR24	3909	CR24	4382	A	+1098	—	—	—	—	—	—	—	—	—
• Cabinet 30w DBL	C30	4120	C30	4595	A	+1098	—	—	—	—	—	—	—	—	—
Cabinet 36w DBL	C36	4333	C36	4808	A	+1098	—	—	—	—	—	—	—	—	—

(listing continued on following page)

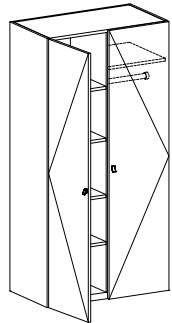
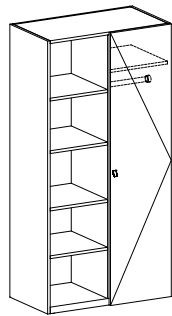
! Notes:

- All units have unfinished backs.
- LH and RH designations indicate hinge side on the single door units.
- 72.5h units have unfinished tops.
- Corner shelving units must be secured to wall with cleat provided, or to adjoining units (i.e., pedestals or towers).
- For units with toe kick use prefix with toe kick.
- Toe kick finish is standard MRBAS, Brushed Aluminum w/Steel Tint; for polished specify MPA, Polished Aluminum.
- Pull finish is standard MRBAS, Brushed Aluminum w/Steel tint; for polished specify MPA, Polished Aluminum.
- Acrylic faces are Stylelite Arctic White standard.

+ Options:

- To specify Acrylic faces add A to spec code and add \$ total amount.
- To specify mirror add MR to spec code and add \$ amount to total.
- For Door/Cabinet locks, specify LD; add \$221.
- For Drawer locks, specify LG add \$263.

Towers 72.5h (continued)



Description	Product No.		List \$		Product No.		List \$					
	20d		24d		20d		24d					
	Spec Code	Wood1	Faces	▲	Spec Code	Wood1	Faces	▲	Spec Code	Add \$	Spec Code	Add \$
									Acrylic Faces		Mirror	
Grmt8:Shv8 16w LH	DL16			3640	DL16			4195	A	+1098	MR	—
Shv8:Grmt8 16w RH	DR16			3640	DR16			4195	A	+1098	MR	—
Grmt9:Shv9 18w LH	DL18			3767	DL18			4327	A	+1098	MR	—
Shv9:Grmt9 18w RH	DR18			3767	DR18			4327	A	+1098	MR	—
Grmt10:Shv10 20w LH	DL20			3842	DL20			4410	A	+1098	MR	—
Shv10:Grmt10 20w RH	DR20			3842	DR20			4410	A	+1098	MR	—
Grmt12:Shv12 24w LH	DL24			3915	DL24			4498	A	+1098	MR	—
• Shv12:Grmt12 24w RH	DR24			3915	DR24			4498	A	+1098	MR	—
Grmt15:Shv15 30w LH	DL30			4235	DL30			4853	A	+1098	MR	+290
Shv15:Grmt15 30w RH	DR30			4235	DR30			4853	A	+1098	MR	+290
Grmt18:Shv18 36w LH	DL36			4372	DL36			5009	A	+1098	MR	+309
Shv18:Grmt18 36w RH	DR36			4372	DR36			5009	A	+1098	MR	+309
Grmt8:Cab8 16w LH	EL16			3793	EL16			4323	A	+1098	MR	+153
Cab8:Grmt8 16w RH	ER16			3793	ER16			4323	A	+1098	MR	+153
Grmt9:Cab9 18w LH	EL18			3897	EL18			4458	A	+1098	MR	+172
Cab9:Grmt9 18w RH	ER18			3897	ER18			4458	A	+1098	MR	+172
Grmt10:Cab10 20w LH	EL20			4026	EL20			4593	A	+1098	MR	+194
Cab10:Grmt10 20w RH	ER20			4026	ER20			4593	A	+1098	MR	+194
Grmt12:Cab12 24w DBL	EA24			4233	EA24			4815	A	+1098	MR	—
Cab12:Grmt12 24w DBL	EB24			4233	EB24			4815	A	+1098	MR	—
Grmt15:Cab15 30w DBL	EA30			4445	EA30			5171	A	+1098	MR	+290
Cab15:Grmt15 30w DBL	EB30			4445	EB30			5171	A	+1098	MR	+290
Grmt18:Cab18 36w DBL	EA36			4657	EA36			5383	A	+1098	MR	+309
• Cab18:Grmt18 36w DBL	EB36			4657	EB36			5383	A	+1098	MR	+309

(listing continued on following page)

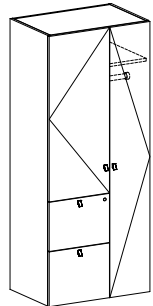
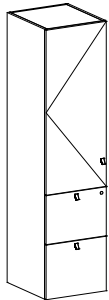
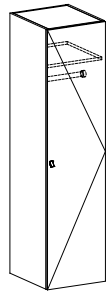
! Notes:

- All units have unfinished backs.
- LH and RH designations indicate hinge side on the single door units.
- 72.5h units have unfinished tops.
- For units with toe kick use prefix with toe kick.
- Toe kick finish is standard MRBAS, Brushed Aluminum w/Steel Tint; for polished specify MPA, Polished Aluminum.
- Pull finish is standard MRBAS, Brushed Aluminum w/Steel tint; for polished specify MPA, Polished Aluminum.
- Acrylic faces are Stylelite Arctic White standard.

+ Options:

- To specify Acrylic faces add A to spec code and add \$ total amount.
- To specify mirror add MR to spec code and add \$ amount to total.
- For Door/Cabinet locks, specify LD; add \$221.
- For Drawer locks, specify LG add \$263.

Towers 72.5h (continued)



Description	Product No.		List \$		Product No.		List \$			
	20d		24d							
	Spec Code	Wood1 Faces	▲	Spec Code	Wood1 Faces	▲	Spec Code	Add \$	Spec Code	Add \$
							Acrylic Faces		Mirror	
Garment 16w LH	GL16	3145		GL16	3489		A	+1098	MR	+153
Garment 16w RH	GR16	3145		GR16	3489		A	+1098	MR	+153
Garment 18w LH	GL18	3282		GL18	3637		A	+1098	MR	+172
• Garment 18w RH	GR18	3282		GR18	3637		A	+1098	MR	+172
Garment 20w LH	GL20	3422		GL20	3787		A	+1098	MR	+194
Garment 20w RH	GR20	3422		GR20	3787		A	+1098	MR	+194
Garment 24w LH	GL24	3634		GL24	4002		A	+1098	MR	+231
Garment 24w RH	GR24	3634		GR24	4002		A	+1098	MR	+231
Cab3:2File 16w LH	HL16	3997		HL16	4496		A	+1098	MR	—
Cab3:2File 16w RH	HR16	3997		HR16	4496		A	+1098	MR	—
• Cab3:2File 18w LH	HL18	4149		HL18	4627		A	+1098	MR	—
Cab3:2File 18w RH	HR18	4149		HR18	4627		A	+1098	MR	—
Cab3:2File 20w LH	HL20	4320		HL20	4847		A	+1098	MR	—
Cab3:2File 20w RH	HR20	4320		HR20	4847		A	+1098	MR	—
Cab3:2File 24w DBL	H24	4595		H24	5142		A	+1098	MR	—
Cab3:2File 30w DBL	H30	4881		H30	5434		A	+1098	MR	—
Cab3:2File 36w DBL	H36	5131		H36	5685		A	+1098	MR	—
Cab3/2File 16:Grmt8 24w DBL	JA24	4881		JA24	5531		A	+1098	MR	—
Grmt8:Cab3/2File 16 24w DBL	JB24	4881		JB24	5531		A	+1098	MR	—
Cab3/2File 18:Grmt12 30w DBL	JA30	5095		JA30	5799		A	+1098	MR	+290
Grmt12:Cab3/2File 18 30w DBL	JB30	5095		JB30	5799		A	+1098	MR	+290
• Cab3/2File 18:Grmt18 36w DBL	JA36	5307		JA36	6012		A	+1098	MR	+309
Grmt18:Cab3/2File 18 36w DBL	JB36	5307		JB36	6012		A	+1098	MR	+309

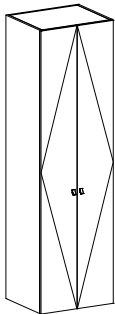
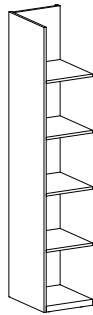
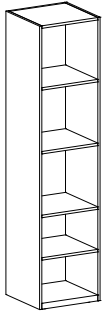
! Notes:

- All units have unfinished backs.
- LH and RH designations indicate hinge side on the single door units.
- 72.5h units have unfinished tops.
- For units with toe kick use prefix with toe kick.
- Toe kick finish is standard MRBAS, Brushed Aluminum w/Steel Tint; for polished specify MPA, Polished Aluminum.
- Pull finish is standard MRBAS, Brushed Aluminum w/Steel tint; for polished specify MPA, Polished Aluminum.
- Acrylic faces are Stylelite Arctic White standard.

+ Options:

- To specify Acrylic faces add A to spec code and add \$ total amount.
- To specify mirror add MR to spec code and add \$ amount to total.
- For Door/Cabinet locks, specify LD; add \$221.
- For Drawer locks, specify LG add \$263.

Towers 84.5h



Description	Product No.	List \$	Product No.	List \$
	20d		24d	
Tower 84.5	DZT84A	sum	DZT84B	sum
Tower 84.5 with Toe Kick	DZT84ATK	sum	DZT84BTK	sum

	Spec Code		Spec Code		Spec Code	Add \$	Spec Code	Add \$
	Wood1 Faces	▲	Wood1 Faces	▲	Acrylic Faces		Mirror	
Shelving 16w	A16	3584	A16	4059	—	—	—	—
Shelving 18w	A18	3693	A18	4187	—	—	—	—
• Shelving 20w	A20	3808	A20	4327	—	—	—	—
Shelving 24w	A24	3983	A24	4543	—	—	—	—
Shelving 30w	A30	4272	A30	4899	—	—	—	—
Shelving 36w	A36	4563	A36	5253	—	—	—	—
Corner Shelving 16w LH	BL16	3045	BL16	3339	—	—	—	—
• Corner Shelving 16w RH	BR16	3045	BR16	3339	—	—	—	—
Corner Shelving 18w LH	BL18	3143	BL18	3455	—	—	—	—
Corner Shelving 18w RH	BR18	3143	BR18	3455	—	—	—	—
Corner Shelving 20w LH	BL20	3250	BL20	3581	—	—	—	—
Corner Shelving 20w RH	BR20	3250	BR20	3581	—	—	—	—
Cabinet 16w LH	CL16	3700	CL16	4148	A	+1098	—	—
Cabinet 16w RH	CR16	3700	CR16	4148	A	+1098	—	—
Cabinet 18w LH	CL18	3896	CL18	4359	A	+1098	—	—
Cabinet 18w RH	CR18	3896	CR18	4359	A	+1098	—	—
Cabinet 20w LH	CL20	4056	CL20	4538	A	+1098	—	—
Cabinet 20w RH	CR20	4056	CR20	4538	A	+1098	—	—
Cabinet 24w LH	CL24	4362	CL24	4881	A	+1098	—	—
Cabinet 24w RH	CR24	4362	CR24	4881	A	+1098	—	—
• Cabinet 30w DBL	C30	4611	C30	5127	A	+1098	—	—
Cabinet 36w DBL	C36	4859	C36	5377	A	+1098	—	—

(listing continued on following page)

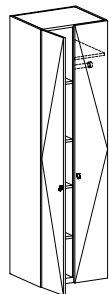
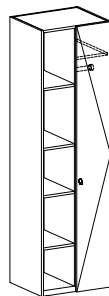
! Notes:

- All units have unfinished backs.
- LH and RH designations indicate hinge side on the single door units.
- 84.5h units have unfinished tops.
- Corner shelving units must be secured to wall with cleat provided, or to adjoining units (i.e., pedestals or towers).
- For units with toe kick use prefix with toe kick.
- Toe kick finish is standard MRBAS, Brushed Aluminum w/Steel Tint; for polished specify MPA, Polished Aluminum.
- Pull finish is standard MRBAS, Brushed Aluminum w/Steel tint; for polished specify MPA, Polished Aluminum.
- Acrylic faces are Stylelite Arctic White standard.

+ Options:

- To specify Acrylic faces add A to spec code and add \$ total amount.
- To specify mirror add MR to spec code and add \$ amount to total.
- For Door/Cabinet locks, specify LD; add \$221.
- For Drawer locks, specify LG add \$263.

Towers 84.5h (continued)



Description	Product No.		List \$		Product No.		List \$			
	20d		24d		20d		24d			
	Spec Code	Wood1 Faces	▲	Spec Code	Wood1 Faces	▲	Spec Code	Add \$	Spec Code	Add \$
							Acrylic Faces		Mirror	
Grmt8:Shv8 16w LH	DL16	4067		DL16	4686		A	+1098	MR	—
Shv8:Grmt8 16w RH	DR16	4067		DR16	4686		A	+1098	MR	—
Grmt9:Shv9 18w LH	DL18	4230		DL18	4854		A	+1098	MR	—
Shv9:Grmt9 18w RH	DR18	4230		DR18	4854		A	+1098	MR	—
Grmt10:Shv10 20w LH	DL20	4304		DL20	4937		A	+1098	MR	—
Shv10:Grmt10 20w RH	DR20	4304		DR20	4937		A	+1098	MR	—
Grmt12:Shv12 24w LH	DL24	4391		DL24	5038		A	+1098	MR	—
• Shv12:Grmt12 24w RH	DR24	4391		DR24	5038		A	+1098	MR	—
Grmt15:Shv15 30w LH	DL30	4746		DL30	5429		A	+1098	MR	+333
Shv15:Grmt15 30w RH	DR30	4746		DR30	5429		A	+1098	MR	+333
Grmt18:Shv18 36w LH	DL36	4898		DL36	5598		A	+1098	MR	+355
Shv18:Grmt18 36w RH	DR36	4898		DR36	5598		A	+1098	MR	+355
Grmt8:Cab8 16w LH	EL16	4240		EL16	4836		A	+1098	MR	+177
Cab8:Grmt8 16w RH	ER16	4240		ER16	4836		A	+1098	MR	+177
Grmt9:Cab9 18w LH	EL18	4381		EL18	5007		A	+1098	MR	+201
Cab9:Grmt9 18w RH	ER18	4381		ER18	5007		A	+1098	MR	+201
Grmt10:Cab10 20w LH	EL20	4509		EL20	5142		A	+1098	MR	+223
Cab10:Grmt10 20w RH	ER20	4509		ER20	5142		A	+1098	MR	+223
• Grmt12:Cab12 24w DBL	EA24	4752		EA24	5398		A	+1098	MR	—
Cab12:Grmt12 24w DBL	EB24	4752		EB24	5398		A	+1098	MR	—
Grmt15:Cab15 30w DBL	EA30	4999		EA30	5789		A	+1098	MR	+333
Cab15:Grmt15 30w DBL	EB30	4999		EB30	5789		A	+1098	MR	+333
Grmt18:Cab18 36w DBL	EA36	5247		EA36	6036		A	+1098	MR	+355
Cab18:Grmt18 36w DBL	EB36	5247		EB36	6036		A	+1098	MR	+355

(listing continued on following page)

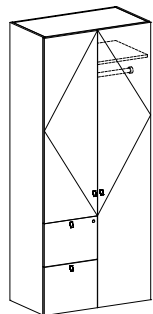
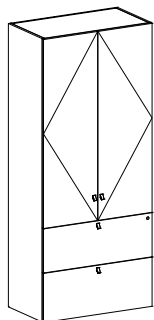
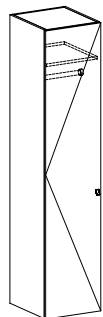
! Notes:

- All units have unfinished backs.
- LH and RH designations indicate hinge side on the single door units.
- 84.5h units have unfinished tops.
- For units with toe kick use prefix with toe kick.
- Toe kick finish is standard MRBAS, Brushed Aluminum w/Steel Tint; for polished specify MPA, Polished Aluminum.
- Pull finish is standard MRBAS, Brushed Aluminum w/Steel tint; for polished specify MPA, Polished Aluminum.
- Acrylic faces are Stylelite Arctic White standard.

+ Options:

- To specify Acrylic faces add A to spec code and add \$ total amount.
- To specify mirror add MR to spec code and add \$ amount to total.
- For Door/Cabinet locks, specify LD; add \$221.
- For Drawer locks, specify LG add \$263.

Towers 84.5h (continued)



Description	Product No.		List \$		Product No.		List \$					
	20d		24d									
	Spec Code	Wood1	Faces	▲	Spec Code	Wood1	Faces	▲	Spec Code	Add \$	Spec Code	Add \$
									Acrylic Faces		Mirror	
Garment 16w LH	GL16			3528	GL16			3915	A	+1098	MR	+177
Garment 16w RH	GR16			3528	GR16			3915	A	+1098	MR	+177
• Garment 18w LH	GL18			3700	GL18			4100	A	+1098	MR	+201
Garment 18w RH	GR18			3700	GR18			4100	A	+1098	MR	+201
Garment 20w LH	GL20			3841	GL20			4249	A	+1098	MR	+223
Garment 20w RH	GR20			3841	GR20			4249	A	+1098	MR	+223
Garment 24w LH	GL24			4089	GL24			4498	A	+1098	MR	+267
Garment 24w RH	GR24			4089	GR24			4498	A	+1098	MR	+267
Cab4:2File 16w LH	HL16			4405	HL16			4934	A	+1098	MR	—
Cab4:2File 16w RH	HR16			4405	HR16			4934	A	+1098	MR	—
Cab4:2File 18w LH	HL18			4591	HL18			5101	A	+1098	MR	—
Cab4:2File 18w RH	HR18			4591	HR18			5101	A	+1098	MR	—
Cab4:2File 20w LH	HL20			4763	HL20			5321	A	+1098	MR	—
Cab4:2File 20w RH	HR20			4763	HR20			5321	A	+1098	MR	—
Cab4:2File 24w DBL	H24			5049	H24			5641	A	+1098	MR	—
• Cab4:2File 30w DBL	H30			5370	H30			5966	A	+1098	MR	—
Cab4:2File 36w DBL	H36			5656	H36			6253	A	+1098	MR	—
Cab4/2F 16:Gmt8 24w DBL	JA24			5399	JA24			6116	A	+1098	MR	—
Gmt8:Cab4/2F 16 24w DBL	JB24			5399	JB24			6116	A	+1098	MR	—
Cab4/2F 18:Gmt12 30w DBL	JA30			5650	JA30			6419	A	+1098	MR	+333
Gmt12:Cab4/2F 18 30w DBL	JB30			5650	JB30			6419	A	+1098	MR	+333
• Cab4/2F 18:Gmt18 36w DBL	JA36			5898	JA36			6665	A	+1098	MR	+355
Gmt18:Cab4/2F 18 36w DBL	JB36			5898	JB36			6665	A	+1098	MR	+355

! Notes:

All units have unfinished backs.
 LH and RH designations indicate hinge side on the single door units.
 84.5h units have unfinished tops.
 For units with toe kick use prefix with toe kick.
 Toe kick finish is standard MRBAS, Brushed Aluminum w/Steel Tint; for polished specify MPA, Polished Aluminum.
 Pull finish is standard MRBAS, Brushed Aluminum w/Steel tint; for polished specify MPA, Polished Aluminum.
 Acrylic faces are Stylelite Arctic White standard.


+ Options:

To specify Acrylic faces add A to spec code and add \$ total amount.
 To specify mirror add MR to spec code and add \$ amount to total.
 For Door/Cabinet locks, specify LD; add \$221.
 For Drawer locks, specify LG add \$263.

PRICING & SPECIFICATION GUIDE
Geneva Collection

May 1, 2023

TUOHY



Casegoods: **Geneva**

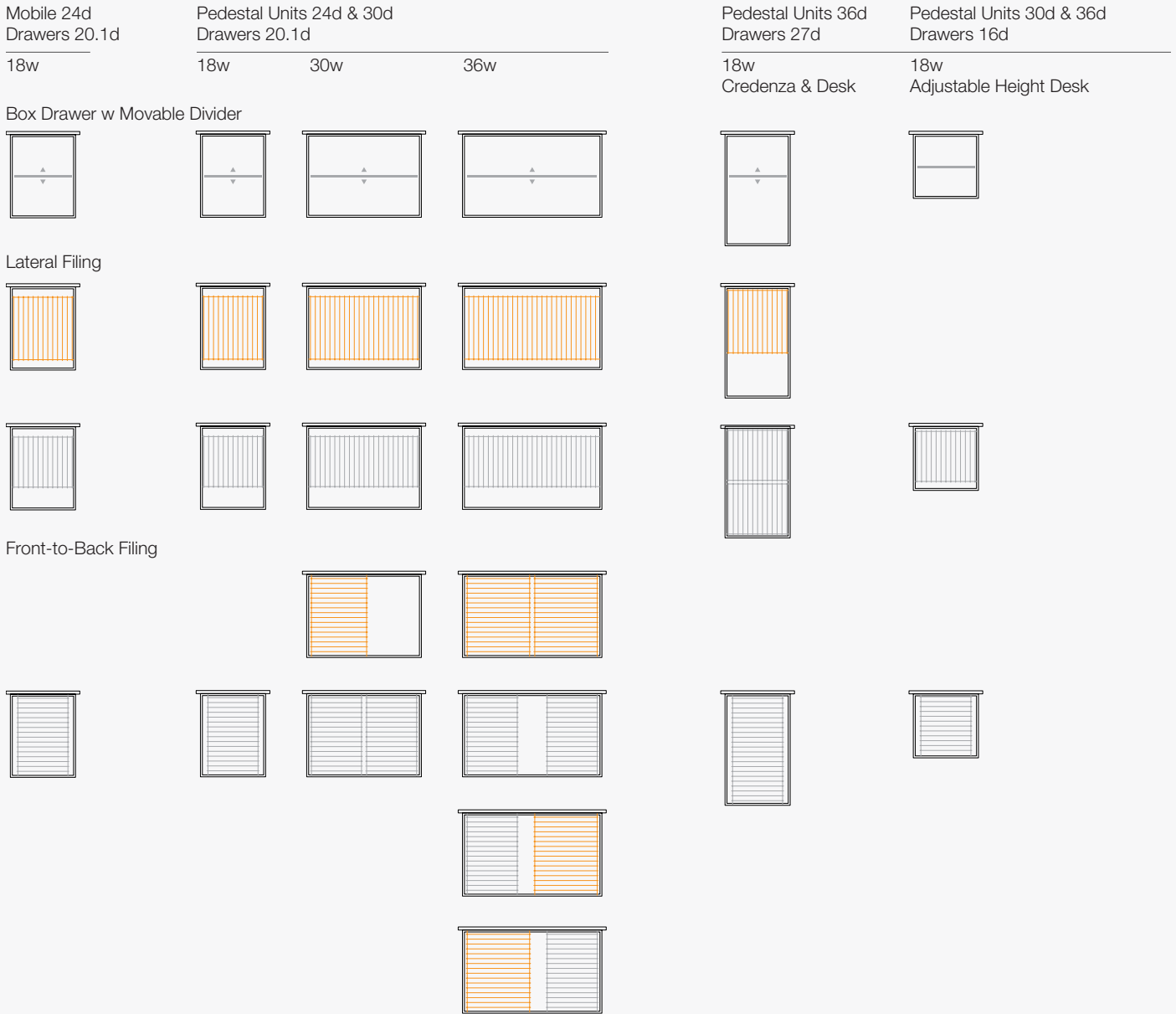
Drawer Layouts	AG3
Half-Panel Desks	AG4
Half-Panel Runoffs	AG4
Half-Panel Bridges	AG4
Half-Panel Credenzas	AG5
Desk-Tables & Tables	AG6
Desks	AG7
Runoffs	AG9
Bridges	AG10
Credenza Tops	AG11
Credenza Support Keels	AG12
L/T Panels	AG12
Modesty Panels	AG13
Pedestals 28h	AG14
Pedestals 40h/54h	AG16
Pedestals, Mobile	AG17
Hutches	AG18
Wall Hutches	AG20
Towers	AG22
Gallery Modules	AG25
Gallery Added Elements	AG27
Adjustable Height	AG28

Design:
Halsey, McCormack & Helmer



Drawer Layouts: Plan View

Slides: Side-Mount



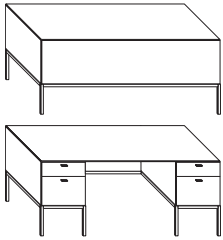
DRAWER CONSTRUCTION

A fine point for a quality casegood product is the inner drawer construction. Each TUOHY casegood offers you uncompromised excellence in this area as well. Drawer boxes are constructed with dovetail joinery for maximum durability. The drawer face is mounted separately to this box (i.e., five-sided construction) to maintain integrity.

Drawer bottoms are dadoed on all four sides. Slides for box drawers are rated at 100 pounds per drawer; slides for file drawers are rated at a heavy duty 150 pound load per drawer. All slides have progressive action.

Box drawers have a removable divider, adjustable when depicted (±). File drawers have suspension rods for filing laterally or front-to-back, as depicted. For Drawers for Lap Area, Drawer Pencil Tray, and Locks: See the Introduction/Terms-Options section of the Master Price List, page 12.

Half-Panel Desks, Dbl Pedestal



		Product No.	List \$
Rectangular Top ↯	w 36d 29.9h	Freestanding	
Desk/HalfPnl 66x36 BF-BF	66	GAAP.LF	13423
• Desk/HalfPnl 72x36 BF-BF	72	GAAP.MF	13585
Desk/HalfPnl 78x36 BF-BF	78	GAAP.NF	13714

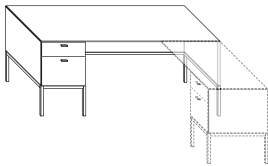
! Notes:

Locks are included.

Options:

For owner-supplied and installed stone tops (templates provided), specify Option ST.

Half-Panel Desks, Sgl Pedestal



Open-BF ↯	w 36d 29.9h		
Desk1/HalfPnl 66x36 Open-BF	66	GAAQ.LF	10390
Desk1/HalfPnl 72x36 Open-BF	72	GAAQ.MF	10551
Desk1/HalfPnl 78x36 Open-BF	78	GAAQ.NF	10685

BF-Open

36d 29.9h

Desk1/HalfPnl 66x36 BF-Open	66	GAAR.LF	10390
• Desk1/HalfPnl 72x36 BF-Open	72	GAAR.MF	10551
Desk1/HalfPnl 78x36 BF-Open	78	GAAR.NF	10685

! Notes:

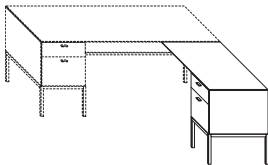
Locks are included.

Options:

- For Runoff or Bridge Attachment, specify Option AT, add \$214.

For owner-supplied and installed stone tops (templates provided), specify Option ST.

Half-Panel Runoffs



LH ↯	w 24d 29.9h		
Runoff/HalfPnl LH: 42 BF	42	GBAQ.G	6807
Runoff/HalfPnl LH: 48 BF	48	GBAQ.H	6915
Runoff/HalfPnl LH: 54 BF	54	GBAQ.J	7031
Runoff/HalfPnl LH: 60 LatB-LatF	60	GBAS.K	7695

RH ↯

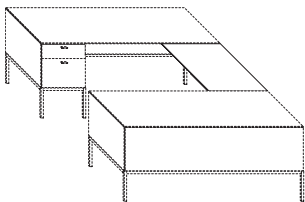
w 24d 29.9h

Runoff/HalfPnl RH: 42 BF	42	GBAR.G	6807
Runoff/HalfPnl RH: 48 BF	48	GBAR.H	6915
Runoff/HalfPnl RH: 54 BF	54	GBAR.J	7031
Runoff/HalfPnl RH: 60 LatB-LatF	60	GBAT.K	7695

Options:

For owner-supplied and installed stone tops (templates provided), specify Option ST.

Half-Panel Bridges



With Back Panel ‡	w 24d 29.9h		
Bridge/HalfPnl: 36	36	GCAV.F	3028
Bridge/HalfPnl: 42	42	GCAV.G	3163
Bridge/HalfPnl: 48	48	GCAV.H	3324
Bridge/HalfPnl: 54	54	GCAV.J	3432

Top Only

w 24d 1.5th

Bridge24Top: 36	36	GCAW.F	1514
Bridge24Top: 42	42	GCAW.G	1581
Bridge24Top: 48	48	GCAW.H	1661
Bridge24Top: 54	54	GCAW.J	1718

! Notes:

Width dimensions shown above are nominal.

Options:

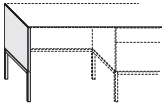
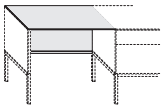
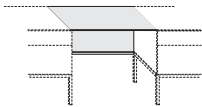
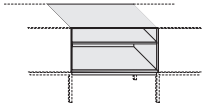
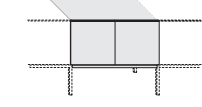
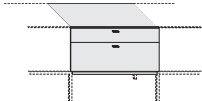
For owner-supplied and installed stone tops (templates provided), specify Option ST.

Specify: Product Number
Quantity
Tagging
Wood Finish
Hardware Finish

• Denotes Item is illustrated.
↯ Includes locks.
‡ Requires field sub-assembly.

Metal finish is MBN Brushed Nickel.

Prices listed in Wood1 Finishes.

Half-Panel Credenzas	Includes Top ↯	w	Product No.		List \$	
			Unfinished Back	Finished Back	Product No.	List \$
	Credenza/HalfPnl	24d	GG241-	585	GH241-	585
	• End Panel	1	A	655	A	655
	End Panel - For Runoff/Bridge	1	Q	705	Q	705
	End/Back Panel 23w	23	23	2046	23	2122
	End/Back Panel 29w	29	29	2122	29	2240
	• End/Back Panel 35w	35	35	2200	35	2348
	End/Back Panel 41w	41	41	2295	41	2484
	End/Back Panel 47w	47	47	2418	47	2646
	End/Back Panel 53w	53	53	2491	53	2756
	Kneehole Panel 24w	24	24	2046	24	2122
	Kneehole Panel 30w	30	30	2122	30	2240
	• Kneehole Panel 36w	36	36	2200	36	2348
	Kneehole Panel 42w	42	42	2295	42	2484
	Kneehole Panel 48w	48	48	2418	48	2646
	Kneehole Panel 54w	54	54	2491	54	2756
	Shelving 15w	15	B	2789	B	2849
	Shelving 18w	18	C	2927	C	3003
	Shelving 30w	30	E	3430	E	3564
	• Shelving 36w	36	F	3796	F	3947
	Cabinet-LH 15w	15	N	3165	N	3222
	Cabinet-LH 18w	18	P	3306	P	3384
	Cabinet-RH 15w	15	R	3165	R	3222
	Cabinet-RH 18w	18	S	3306	S	3384
	Double Cabinet 30w	30	U	3984	U	4119
	• Double Cabinet 36w	36	V	4187	V	4341
	Box/File 18w	18	M	3714	M	3870
	3Box 18w	18	D	4099	D	4250
	LatBox/LatFile 30w	30	T	4496	T	4648
	• LatBox/LatFile 36w	36	G	4973	G	5225

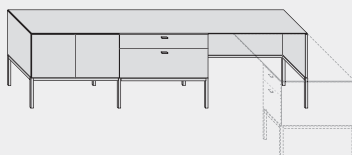
! For owner-supplied and installed stone tops (templates provided), specify Option ST.

Ordering Credenza/Half-Panel Units:

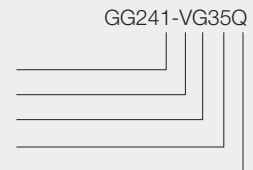
Note the ProductNo and List \$ that correspond to an Unfinished or Finished Back Panel. Follow the ProductNo column down until you have located the first (left-most) end panel or pedestal desired, then append the letter/number code to the original item number and add the price to the original price. Continue adding modules in this manner until your unit is complete.

The overall unit width will be the accumulated widths of all modules chosen. The overall price will be the accumulated prices and the final item number will be the original number plus all of the letter codes for the pedestals added. Maximum width under one top is 120 inches. Components are modular and may require field assembly. Finished backs may be segmented; inquire if a continuous back is required. Verify all logistical dimensions (e.g., elevators, corridors and doorways) prior to ordering large units.

Credenza Sample Order



Credenza/HalfPnl 24d, UnfinBack	GG241-	585
Double Cabinet 36	V	4187
LatBox/LatFile 36	G	4973
End/Back Panel 35	35	2200
End Panel - For Runoff/Bridge	Q	705



List Price: \$12650

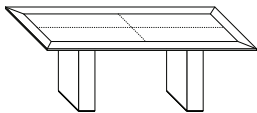
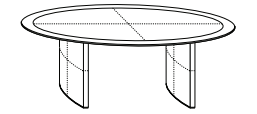
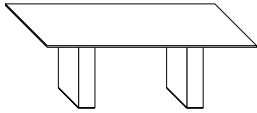
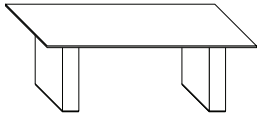
Specify: Product Number
Quantity
Tagging
Wood Finish
Hardware Finish

• Denotes Item is illustrated.
↯ Includes locks.
‡ Requires field sub-assembly.

Metal finish is MBN Brushed Nickel.

Prices listed in Wood1 Finishes.

Desk-Tables & Tables



				Product No.	List \$	Product No.	List \$
Desk-Tables w Std Eased Edge				w	d	29.9h	
				Panel Base		Bowed Panel Base	
RectangleDeskTbl-	72w	36d		GAR.7236.P	7839	GAR.7236.B	8419
RectangleDeskTbl-	78w	39d		GAR.7839.P	8100	GAR.7839.B	8684
• RectangleDeskTbl-	84w	42d		GAR.8442.P	8363	GAR.8442.B	8949
BoatDeskTbl-	78w	39/26d		GAB.7839.P	10545	GAB.7839.B	11131
BoatDeskTbl-	84w	42/28d		GAB.8442.P	10810	GAB.8442.B	11395
Tables w Std Eased Edge				84w	d	29.9h	
				Panel Base		Bowed Panel Base	
• RectangleTbl-	84w	42d		GER.8442.P	8363	GER.8442.B	8949
BoatTbl-	84w	42/28d		GEB.8442.P	10882	GEB.8442.B	11466
EllipseTbl-	84w	42/28d		GEE.8442.P	11942	GEE.8442.B	12523

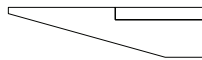
! Notes:

See also the complete Geneva Conference Collection.
 All units above have wood tops and wood bases.
 An eased edge detail is standard; see kerf option below.

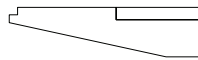
+ Options:

- Aluminum top reveal, specify Option AR, add 10%.
 - For Silex base, specify Option LB, add 35%.
 - For Stitched Silex base, specify Option SB, add 40%.
 - For Silex top, specify Option LT, add 25%.
 - For Stitched Silex top, specify Option SLT, add 30%.
- Tops ready for customer-installed stone, specify Option ST.

Power management solutions are available in the Options section of the price schedule.
 Kerf edge detail, specify Option KERF, add 3%.

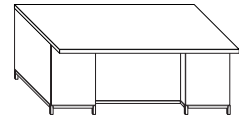
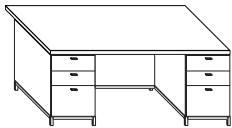
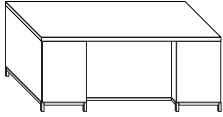
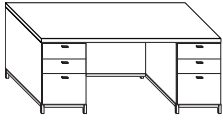


Standard

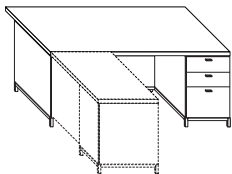
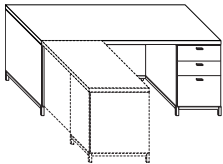


Option KERF

Desks, Double Pedestal



Desks, Single Pedestal



				Product No.	List \$	Product No.	List \$
Rectangular Top ↯	w	36d	29.9h	0.5 Base Trim		3.5 Base	
Desk 66x36	66			GAD?.LF	11647	GAA?.LF	14061
• Desk 72x36	72			GAD?.MF	11838	GAA?.MF	14233
Desk 78x36	78			GAD?.NF	11982	GAA?.NF	14369
Overhang-Top ↯	w	42d	29.9h	0.5 Base Trim		3.5 Base	
Desk/Overhang 66x36	66			GAF?.LF	11787	GAC?.LF	14204
• Desk/Overhang 72x36	72			GAF?.MF	11996	GAC?.MF	14387
Desk/Overhang 78x36	78			GAF?.NF	12143	GAC?.NF	14528

? Specify configuration (user's left-right) by modifying the Product Number:

For 2BF-2BF, change the 4th digit from ? to A.

For 2F-2F, change the 4th digit from ? to B.

For 2BF-2F, change the 4th digit from ? to C.

For 2F-2BF, change the 4th digit from ? to D.

+ Options:

For Silex inset top, specify Option LT and add \$1990.

For Stitched Silex inset top, specify Option SLT and add \$2426.

For Silex drawer faces, specify Option LF and add \$1185 per drawer.

For Stitched Silex drawer faces, specify Option SF and add \$1185 per drawer.

For Silex modesty panel, specify Option LM and add \$2238.

For Stitched Silex modesty panel, specify Option SM and add \$2642.

For COM materials applied to a modesty panel, specify Option COM; see below; price per request..

! Notes:

Modesty panel is inset 5 inches.

Overhang-Tops have a 6 inch visitor's overhang.

Face locks are included as standard

Rectangular Top ↯	w	36d	29.9h	0.5 Base Trim		3.5 Base	
Desk1 66x36	66			GAD?.LF	9144	GAA?.LF	10883
• Desk1 72x36	72			GAD?.MF	9339	GAA?.MF	11058
Desk1 78x36	78			GAD?.NF	9479	GAA?.NF	11196
Overhang-Top ↯	w	42d	29.9h	0.5 Base Trim		3.5 Base	
Desk1/Overhang 66x36	66			GAF?.LF	9288	GAC?.LF	11027
• Desk1/Overhang 72x36	72			GAF?.MF	9497	GAC?.MF	11212
Desk1/Overhang 78x36	78			GAF?.NF	9645	GAC?.NF	11353

? Specify configuration (user's left-right) by modifying the Product Number:

For LBase-2BF, change the 4th digit from ? to E.

For LBase-2F, change the 4th digit from ? to F.

For 2BF-LBase, change the 4th digit from ? to G.

For 2F-LBase, change the 4th digit from ? to H.

+ Options:

For Silex inset top, specify Option LT and add \$1990.

For Stitched Silex inset top, specify Option SLT and add \$2426.

For Silex drawer faces, specify Option LF and add \$1185 per drawer.

For Stitched Silex drawer faces, specify Option SF and add \$1185 per drawer.

For Silex modesty panel, specify Option LM and add \$2238.

For Stitched Silex modesty panel, specify Option SM and add \$2642.

For COM materials applied to a modesty panel, specify Option COM; see below; price per request..

! Notes:

Modesty panel is inset 5 inches.

Overhang-Tops have a 6 inch visitor's overhang.

Face locks are included as standard

Shipping address for COM/COL materials and memo samples:

TUOHY Furniture Corporation, P1 Upholstery Receiving, 42 Saint Albans Place, Chatfield, MN 55923



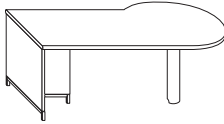
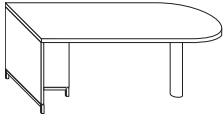
Specify: Product Number
Quantity
Tagging
Wood Finish
Hardware Finish

• Denotes Item is illustrated.
‡ Requires field sub-assembly.

Metal finish is MBN Brushed Nickel.

Prices listed in Wood1 Finishes.

Desks, Bullet and P-Top



				Product No.	List \$	Product No.	List \$
Bullet w Post-Leg & T-Base ‡	w	36d	29.9h	0.5 Base Trim		3.5 Base	
• Desk/Bullet: Post-TBase 72x36	72			GAHJ.MF	7954	GAGJ.MF	8375
Desk/Bullet: Post-TBase 78x36	78			GAHJ.NF	8411	GAGJ.NF	8832
Desk/Bullet: Post-TBase 84x36	84			GAHJ.OF	8866	GAGJ.OF	9287
P-Top w Post & T-Base ‡	w	42d	29.9h	0.5 Base Trim		3.5 Base	
Desk/P: Post-TBase 72x36	72			GAKJ.MF	9557	GAJJ.MF	9981
Desk/P: Post-TBase 78x36	78			GAKJ.NF	10021	GAJJ.NF	10445
Desk/P: Post-TBase 84x36	84			GAKJ.OF	10485	GAJJ.OF	10912
• Desk/P: TBase-Post 72x36	72			GAKK.MF	9557	GAJK.MF	9981
Desk/P: TBase-Post 78x36	78			GAKK.NF	10021	GAJK.NF	10445
Desk/P: TBase-Post 84x36	84			GAKK.OF	10485	GAJK.OF	10912

+ Options:

For Silex inset top, specify Option LT and add \$2485.

For Stitched Silex inset top, specify Option SLT and add \$2920.

! Notes

Metal legs have an MBN Brushed Nickel finish; post legs are MRBS Resin Brushed Steel. Tops have a Flush-Cut End.

Specify: Product Number
Quantity
Tagging
Wood Finish
Hardware Finish

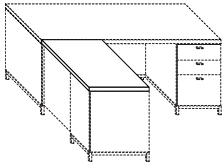
- Denotes Item is illustrated.
- Includes locks.
- ‡ Requires field sub-assembly.

Metal finish is MBN Brushed Nickel, except as noted.

Prices listed in Wood1 Finishes.

Product No. List \$

Runoffs, Rectangular Top Only



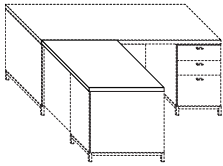
24d Top	w	24d	1.5th		
Runoff24 Top: 42	42			GBAL.GD	1331
Runoff24 Top: 48	48			GBAL.HD	1427
• Runoff24 Top: 54	54			GBAL.JD	1515
Runoff24 Top: 72	72			GBAL.MD	1913

+ Options:

For Silex inset top, specify Option LT and add \$1739.
 For Stitched Silex inset top, specify Option SLT and add \$2111.

! Notes:

The recommended maximum open span under tops is 54 inches; use bases & pedestals accordingly.



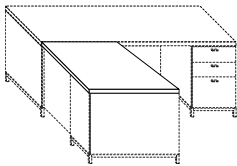
30d Top	w	30d	1.5th		
Runoff30 Top: 42	42			GBAL.GE	1452
Runoff30 Top: 48	48			GBAL.HE	1554
• Runoff30 Top: 54	54			GBAL.JE	1655
Runoff30 Top: 72	72			GBAL.ME	1997

+ Options:

For Silex inset top, specify Option LT and add \$1866.
 For Stitched Silex inset top, specify Option SLT and add \$2385.

! Notes:

The maximum open span under tops is 54 inches; use bases and pedestals accordingly.



36d Top	w	36d	1.5th		
Runoff36 Top: 42	42			GBAL.GF	1567
Runoff36 Top: 48	48			GBAL.HF	1681
• Runoff36 Top: 54	54			GBAL.JF	1792
Runoff36 Top: 72	72			GBAL.MF	2071

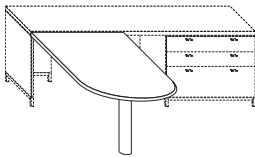
+ Options:

For Silex inset top, specify Option LT and add \$1993.
 For Stitched Silex inset top, specify Option SLT and add \$2653.

! Notes:

The maximum open span under tops is 54 inches; use bases and pedestals accordingly.

Runoffs, Bullet-Shape



30d Bullet w. Post-Leg ‡	w	30d	29.9h		
Runoff30/Bullet: Post-Leg 48	48			GBBP.HE	5769
Runoff30/Bullet: Post-Leg 54	54			GBBP.JE	5989
Runoff30/Bullet: Post-Leg 60	60			GBBP.KE	6222
Runoff30/Bullet: Post-Leg 66	66			GBBP.LE	6420
Runoff30/Bullet: Post-Leg 72	72			GBBP.ME	6545

36d Bullet w. Post-Leg ‡	w	36d	29.9h		
Runoff36/Bullet: Post-Leg 48	48			GBBP.HF	5879
Runoff36/Bullet: Post-Leg 54	54			GBBP.JF	6133
• Runoff36/Bullet: Post-Leg 60	60			GBBP.KF	6387
Runoff36/Bullet: Post-Leg 66	66			GBBP.LF	6618
Runoff36/Bullet: Post-Leg 72	72			GBBP.MF	6770

+ Options:

For Silex inset top, specify Option LT and add \$2485.
 For Stitched Silex inset top, specify Option SLT and add \$2920.
 Metal post leg has an MRBS Resin Brushed Steel finish.

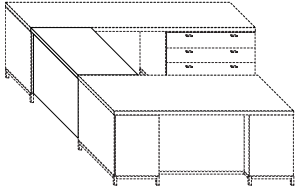
Specify: Product Number
 Quantity
 Tagging
 Wood Finish
 Hardware Finish

• Denotes Item is illustrated.
 ‡ Requires field sub-assembly.

Metal finish is MBN Brushed Nickel, except as noted.

Prices listed in Wood1 Finishes.

Bridges, Fixed Modesty Panel



24d ‡	w	24d	29.9h	0.5 Base Trim	3.5 Base	Product No.	List \$	Product No.	List \$
Bridge24: 36	36					GCDM.F	2307	GCAM.F	2466
Bridge24: 42	42					GCDM.G	2439	GCAM.G	2598
• Bridge24: 48	48					GCDM.H	2601	GCAM.H	2775
Bridge24: 54	54					GCDM.J	2724	GCAM.J	2890

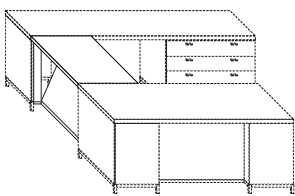
+ Options:

- For Silex inset top, specify Option LT and add \$1739.
- For Stitched Silex inset top, specify Option SLT and add \$2111.
- For Silex modesty panel, specify Option LM and add \$2238.
- For Stitched Silex modesty panel, specify Option SM and add \$2612.

! Notes:

- Finished modesty panel.
- Modesty panel is designed to screw to two L-Panels.

Bridges, Removable Access Panel



24d ‡	w	24d	29.9h	0.5 Base Trim	3.5 Base	Product No.	List \$	Product No.	List \$
Bridge24/Access: 36	36					GCDR.F	2537	GCAR.F	2705
Bridge24/Access: 42	42					GCDR.G	2679	GCAR.G	2842
• Bridge24/Access: 48	48					GCDR.H	2841	GCAR.H	3004
Bridge24/Access: 54	54					GCDR.J	2959	GCAR.J	3201

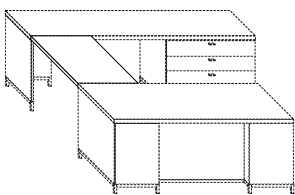
+ Options:

- For Silex inset top, specify Option LT and add \$1739.
- For Stitched Silex inset top, specify Option SLT and add \$2111.

! Notes:

- Unfinished back on access panel.
- Access panel has 2.5 inches clearance under top.
- Access panel sits out from the wall 3 inches and is attached with Velcro® to two spacers.
- Spacers are designed to screw between two L-Panels.

Bridges, Top Only

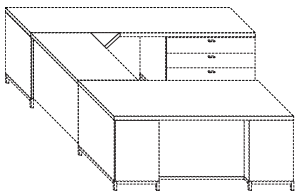


24d ‡	w	24d	1.5th	Product No.	List \$
Bridge24Top: 36	36			GCAL.F	1283
Bridge24Top: 42	42			GCAL.G	1379
• Bridge24Top: 48	48			GCAL.H	1485
Bridge24Top: 54	54			GCAL.J	1560

+ Options:

- For Silex inset top, specify Option LT and add \$1739.
- For Stitched Silex inset top, specify Option SLT and add \$2111.

Corner Adapter Top



‡	12w	12d	1.5th	Product No.	List \$
Corner Adapter Top				GEAL	484

! Notes:

- Available in all standard Solid Colors (only).
- Coped on two sides to mate with edge shapes of tops.

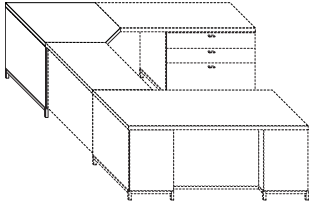
Specify: Product Number
Quantity
Tagging
Wood Finish
Hardware Finish

• Denotes Item is illustrated.
‡ Requires field sub-assembly.

Metal finish is MBN Brushed Nickel.

Prices listed in Wood1 Finishes.

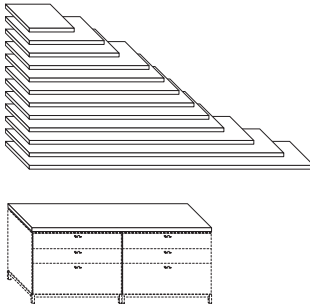
Corner Credenza



	Product No.	List \$	Product No.	List \$
Attach Runoff/Bridges (a:b) 42w 42d 29.9h	0.5 Base Trim		3.5 Base	
CornerCredenza 24:24	GAMN.DD	3243	GALN.DD	3767

- + Options:
- Maximum of 3 surface grommets may be used; see Options and surcharges.
- ! Notes:
- Veneer grain direction is 45 degrees.
- Corner angle dimensions are nominally 18 x 18 inches.
- Backs are finished.

Credenza Tops



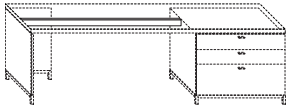
Rectangular 24d	w	24d	1.5th		
CredenzaTop24: 18	18			GFAL.CD	903
CredenzaTop24: 30	30			GFAL.ED	1076
CredenzaTop24: 36	36			GFAL.FD	1197
CredenzaTop24: 48	48			GFAL.HD	1386
CredenzaTop24: 54	54			GFAL.JD	1470
CredenzaTop24: 60	60			GFAL.KD	1574
CredenzaTop24: 66	66			GFAL.LD	1670
CredenzaTop24: 72	72			GFAL.MD	1778
CredenzaTop24: 78	78			GFAL.ND	1872
CredenzaTop24: 84	84			GFAL.OD	1995
CredenzaTop24: 90	90			GFAL.PD	2096
CredenzaTop24: 108	108			GFAL.RD	2442
CredenzaTop24: 120	120			GFAL.SD	2745

Rectangular 30d	w	30d	1.5th		
CredenzaTop30: 18	18			GFAL.CE	977
CredenzaTop30: 30	30			GFAL.EE	1166
CredenzaTop30: 36	36			GFAL.FE	1302
CredenzaTop30: 48	48			GFAL.HE	1510
CredenzaTop30: 54	54			GFAL.JE	1610
CredenzaTop30: 60	60			GFAL.KE	1727
CredenzaTop30: 66	66			GFAL.LE	1829
CredenzaTop30: 72	72			GFAL.ME	1950
CredenzaTop30: 78	78			GFAL.NE	2049
CredenzaTop30: 84	84			GFAL.OE	2203
CredenzaTop30: 90	90			GFAL.PE	2310

Rectangular 36d	w	36d	1.5th		
CredenzaTop36: 18	18			GFAL.CF	1075
CredenzaTop36: 30	30			GFAL.EF	1280
CredenzaTop36: 36	36			GFAL.FF	1401
CredenzaTop36: 48	48			GFAL.HF	1637
CredenzaTop36: 54	54			GFAL.JF	1744
CredenzaTop36: 60	60			GFAL.KF	1876
CredenzaTop36: 66	66			GFAL.LF	1982
CredenzaTop36: 72	72			GFAL.MF	2127
CredenzaTop36: 78	78			GFAL.NF	2240
CredenzaTop36: 84	84			GFAL.OF	2403
CredenzaTop36: 90	90			GFAL.PF	2518

- + Options:
- For Silex inset top, specify Option LT and add \$1739.
- For Stitched Silex inset top, specify Option SLT and add \$2111.
- ! Notes:
- This listing is of credenza tops only.
- The recommended maximum open span under tops is 54 inches; use bases/pedestals accordingly.

Credenza Support Keels

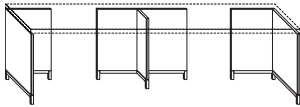


Support Keel‡	w	2d	1h	Product No.	List \$	Product No.	List \$
Credenza Support Keel: 52	52					LG-52	442
Credenza Support Keel: 58	58					LG-58	456
• Credenza Support Keel: 64	64					LG-64	461
Credenza Support Keel: 70	70					LG-70	469
Credenza Support Keel: 82	82					LG-82	479
Credenza Support Keel: 88	88					LG-88	487

! Notes:

Required for unsupported work surface spans of 54 inches or more.
Unit is a black rectangular 1 x 2 tube screwed to the underside of the work surface.

L/T Panels



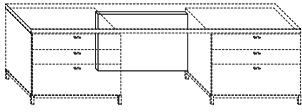
L-Panel Unfinished Back ‡	w	24d	28.4h	0.5 Base Trim	3.5 Base		
• L-Panel 18x24 LH	18			GHRU.CD	1035	GHNU.CD	1458
• L-Panel 18x24 RH	18			GHSU.CD	1035	GHPU.CD	1458
L-Panel 24x24 LH	24			GHRU.DD	1077	GHNU.DD	1508
L-Panel 24x24 RH	24			GHSU.DD	1077	GHPU.DD	1508
L-Panel 36x24 LH	36			GHRU.FD	1166	GHNU.FD	1615
L-Panel 36x24 RH	36			GHSU.FD	1166	GHPU.FD	1615

L-Panel Finished Back ‡	w	24d	28.4h	0.5 Base Trim	3.5 Base		
• L-Panel FinBack 18x24 LH	18			GHRF.CD	1090	GHNF.CD	1486
• L-Panel FinBack 18x24 RH	18			GHSF.CD	1090	GHPF.CD	1486
L-Panel FinBack 24x24 LH	24			GHRF.DD	1147	GHNF.DD	1545
L-Panel FinBack 24x24 RH	24			GHSF.DD	1147	GHPF.DD	1545
L-Panel FinBack 36x24 LH	36			GHRF.FD	1272	GHNF.FD	1671
L-Panel FinBack 36x24 RH	36			GHSF.FD	1272	GHPF.FD	1671

T-Panel Unfinished Back ‡	w	9d	28.4h	0.5 Base Trim	3.5 Base		
T-Panel UnfinBack 18x9	18			GHTU.C9	859	GHQU.C9	1283
• T-Panel UnfinBack 36x9	36			GHTU.F9	1022	GHQU.F9	1448

T-Panel Finished Back ‡	w	9d	28.4h	0.5 Base Trim	3.5 Base		
T-Panel FinBack 18x9	18			GHTF.C9	888	GHQF.C9	1313
• T-Panel FinBack 36x9	36			GHTF.F9	1076	GHQF.F9	1499

Modesty Panels, Fixed



				Product No.	List \$	Product No.	List \$
Unfinished Back ‡	w	1d	28.4h	0.5 Base Trim		3.5 Base	
Modesty-Panel: 18	18			GJVU.C	789	GJUU.C	950
Modesty-Panel: 24	24			GJVU.D	814	GJUU.D	980
Modesty-Panel: 30	30			GJVU.E	929	GJUU.E	1095
• Modesty-Panel: 36	36			GJVU.F	1022	GJUU.F	1185
Modesty-Panel: 42	42			GJVU.G	1069	GJUU.G	1229
Modesty-Panel: 48	48			GJVU.H	1121	GJUU.H	1286
Modesty-Panel: 54	54			GJVU.J	1168	GJUU.J	1330
Modesty-Panel: 72	72			GJVU.M	1305	GJUU.M	1470
Finished Back ‡	w	1d	28.4h	0.5 Base Trim		3.5 Base	
Modesty-Panel FinBack: 18	18			GJVF.C	1079	GJUF.C	1236
Modesty-Panel FinBack: 24	24			GJVF.D	1117	GJUF.D	1275
Modesty-Panel FinBack: 30	30			GJVF.E	1246	GJUF.E	1412
• Modesty-Panel FinBack: 36	36			GJVF.F	1356	GJUF.F	1515
Modesty-Panel FinBack: 42	42			GJVF.G	1412	GJUF.G	1568
Modesty-Panel FinBack: 48	48			GJVF.H	1483	GJUF.H	1643
Modesty-Panel FinBack: 54	54			GJVF.J	1530	GJUF.J	1691
Modesty-Panel FinBack: 72	72			GJVF.M	1707	GJUF.M	1864

+ Options:

For Silex modesty panel, specify Option LM and add \$1600.

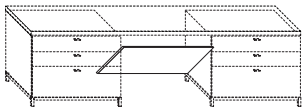
For Stitched Silex modesty panel, specify Option SM and add \$1868.

For COM materials applied to a modesty panel, specify Option COM; see below; price per request.

! Notes:

Unit is exact width with two removable cleats for mounting to L-Panels or Pedestals.

Modesty Panels, Access/Removable



				0.5 Base Trim	3.5 Base
Unfinished Back ‡	w	2d	26.9h		
Modesty-Access: 18	18			GJXU.C	1062
Modesty-Access: 24	24			GJXU.D	1090
Modesty-Access: 30	30			GJXU.E	1175
• Modesty-Access: 36	36			GJXU.F	1258
Modesty-Access: 42	42			GJXU.G	1302
Modesty-Access: 48	48			GJXU.H	1356
Modesty-Access: 54	54			GJXU.J	1398
Modesty-Access: 72	72			GJXU.M	1563

! Notes:

Unit is exact width with two 3 inch deep spacers for mounting to L-Panels or Pedestals.

Panels are available with unfinished backs.

Clearance between work surface and panel is 2.5.

Shipping address for COM/COL materials and memo samples:

TUOHY Furniture Corporation, P1 Upholstery Receiving, 42 Saint Albans Place, Chatfield, MN 55923



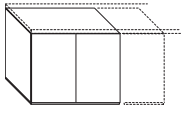
Specify: Product Number
Quantity
Tagging
Wood Finish
Hardware Finish

• Denotes Item is illustrated.
‡ Requires field sub-assembly.

Metal finish is MBN Brushed Nickel.

Prices listed in Wood1 Finishes.

Pedestals 28h, 0.5 Base Trim



		ProdNo.	List \$	ProdNo.	List \$	ProdNo.	List \$
28.4h BaseTrim	Back	24d	30d	36d			
Ped 28h BaseTrim	Unfinished	GKAU24-	469GKAU30-	506	GKAU36-	536	
Ped 28h BaseTrim FinBk	Finished	GKAF24-	469GKAF30-	506	GKAF36-	536	

Pedestal Menu	w			Unfinished Back 24d	Unfinished Back 30d	Unfinished Back 36d	Finished Back Add \$	
Shelving 15	15	B	2010	—	—	—	+65	
Shelving 18	18	C	2132	—	—	—	+82	
Shelving 30	30	E	2470	—	—	—	+147	
Shelving 36	36	F	2642	—	—	—	+172	
Cabinet-LH 15	15	N	2657	—	—	—	+65	
Cabinet-LH 18	18	P	2830	—	—	—	+82	
Cabinet-RH 15	15	R	2657	—	—	—	+65	
Cabinet-RH 18	18	S	2830	—	—	—	+82	
Double Cabinet 30	30	U	3270	—	—	—	+147	
• Double Cabinet 36	36	V	3353	—	—	—	+172	
2File 18	18	W	3439	W	3502	W	3606	+174
2Box/File 18	18	Y	3612	Y	3679	Y	3796	+174
4Box 18	18	0	3786	0	3859	0	3984	+174
2LatFile 30	30	2	3844	—	—	—	—	+279
2LatFile 36	36	3	3935	—	—	—	—	+311
2LatBox/LatFile 30	30	6	4022	—	—	—	—	+279
2LatBox/LatFile 36	36	7	4460	—	—	—	—	+311
LatBox/DbfCab 30	30	8	4245	—	—	—	—	+147
LatBox/DbfCab 36	36	9	4371	—	—	—	—	+172
Open Kneespace		(#)	—	(#)	—	(#)	—	

See Notes and Options on the following page.

How to Order Pedestals:

Choose the pedestal format desired from each of the listings above and on the opposite page. Note the ProductNo. and List \$ that correspond to the depth and back (finished/unfinished) desired. Follow the ProductNo. column down until you have located the first (left-most) pedestal desired, then append the letter/number code to the original item number and add the price to the original price. Continue adding pedestals in this manner until your unit is complete.

The overall pedestal width will be the accumulated widths of all pedestals chosen; the overall price will be the accumulated prices and the final item number will be the original number plus all of the letter codes for the pedestals added. Maximum width under one top is 120 inches. Components are modular and may require field assembly. Finished backs may be segmented; inquire if a continuous back is required. Verify all logistical dimensions (e.g., elevators, corridors and doorways) prior to ordering large units. Tops are to be ordered separately.

See also the information on the following pages.

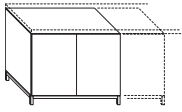
Sample Order

0.5 Base, 24d, 2BF + LatFile, Finished Back

w	ProdNo.	List \$	Add
--	GKAF24-	469	--
18	Y	3612	+174
36	3	3935	+311

GKAF24-Y3 = \$8501 (List Price)

Pedestals 28h, 3.5 Base



		ProdNo.	List \$	ProdNo.	List \$	ProdNo.	List \$
28.4h 3.5 Base	Back	24d		30d		36d	
Ped 28h 3.5 Base	Unfinished	GKBU24-		636GKBU30-		704GKBU36-	743
Ped 28h 3.5 Base FinBk	Finished	GKBF24-		636GKBF30-		704GKBF36-	743

Pedestal Menu →	w						Finished Back	Add \$
			Unfinished Back 24d	Unfinished Back 30d	Unfinished Back 36d	Unfinished Back		
Shelving 15	15	B	3196	—	—	—	+62	
Shelving 18	18	C	3360	—	—	—	+78	
Shelving 30	30	E	3687	—	—	—	+140	
Shelving 36	36	F	3844	—	—	—	+163	
Cabinet-LH 15	15	N	3548	—	—	—	+62	
Cabinet-LH 18	18	P	3704	—	—	—	+78	
Cabinet-RH 15	15	R	3548	—	—	—	+62	
Cabinet-RH 18	18	S	3704	—	—	—	+78	
Double Cabinet 30	30	U	4254	—	—	—	+140	
Double Cabinet 36	36	V	4360	—	—	—	+163	
2File 18	18	W	4460	W	4530W	4636	+166	
2Box/File 18	18	Y	4641	Y	4711Y	4827	+166	
4Box 18	18	0	4820	0	48830	5013	+166	
2LatFile 30	30	2	4957	—	—	—	+266	
2LatFile 36	36	3	5119	—	—	—	+296	
2LatBox/LatFile 30	30	6	5137	—	—	—	+266	
2LatBox/LatFile 36	36	7	5644	—	—	—	+296	
LatBox/DblCab 30	30	8	5356	—	—	—	+140	
LatBox/DblCab 36	36	9	5550	—	—	—	+163	
Open Kneespace		(#)	—	(#)	—(#)	—		

- ! Notes—for all Pedestals on this and opposite page.
 Maximum width under one top is 120 inches; components are modular and may require field assembly.
 Finished backs may be segmented; inquire if a continuous back is required.
 Verify all logistical dimensions (e.g., elevators, corridors and doorways) prior to ordering large units.
 Prices shown here regard Wood1 finishes; note surcharges for Wood2 finish.
 Geneva pedestals are not modular. Faces and back panels are each made from single pieces of veneer to guarantee consistency of grain and color.
 Pedestals have a kerf detail along edges and vertical corners.
 All pedestals include locks where applicable.

- + Options:
 For drawers/cabinets with Silex (faux leather), specify Option LF and add \$870 per drawer/door face.
 For drawers/cabinets with Stitched Silex, specify Option SF and add \$1185 per drawer/door face.

To Specify Pedestals

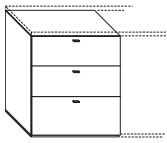
- Construct the Product Number and List Price:
 Choose the format desired and note the starting Prefix Code and List \$ for the depth required.
 Specify pedestal sequence L to R by adding the Ped Code and \$ for the depth required to the Prefix Code and List \$.
 The overall width is the sum of the pedestal widths you have added (120 is maximum).
- Required Specifications
 Product number and price.
 Quantity and Tagging information.
 Wood finish selection.
 Silex color selection if applicable.
- Options, as listed above.

Specify: Product Number
 Quantity
 Tagging
 Wood Finish
 Hardware Finish

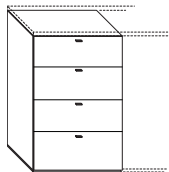
• Denotes Item is illustrated.
 ‡ Requires field sub-assembly.
 Prices listed in Wood1 Finishes.

Metal finish is MBN Brushed Nickel.

Pedestals 40h/54h, 0.5 Base Trim

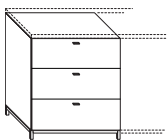


		ProdNo.	List \$			
40.5h		Back	24d	30d	36d	
Pedestal 40h Base	Unfinished	GKCU24-	469			
Pedestal 40h Base FinBk	Finished	GKCF24-	469			
Pedestal Menu ↵	w		Unfinished Back 24d			Finished Back Add \$
3LatFile 30	30	H	5296	—	—	+421
3LatFile 36	36	J	5385	—	—	+462

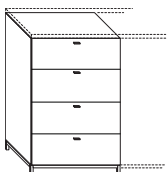


54.5h BaseTrim		Back	24d			
Pedestal 54h Base	Unfinished	GKDU24-	469			
Pedestal 54h Base FinBk	Finished	GKDF24-	469			
Pedestal Menu ↵	w		Unfinished Back 24d			Finished Back Add \$
4LatFile 30	30	K	6888	—	—	+473
4LatFile 36	36	L	7074	—	—	+524

Pedestals 40h/54h, 3.5 Base



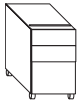
40.5h		Back	24d			
Pedestal 40h	Unfinished	GKEU24-	636			
Pedestal 40h FinBk	Finished	GKEF24-	636			
Pedestal Menu ↵	w		Unfinished Back 24d			Finished Back Add \$
3LatFile 30	30	H	6412	—	—	+421
3LatFile 36	36	J	6568	—	—	+462



54.5h BaseTrim		Back	24d			
Pedestal 54h Base	Unfinished	GKFU24-	636			
Pedestal 54h Base FinBk	Finished	GKFF24-	636			
Pedestal Menu ↵	w		Unfinished Back 24d			Finished Back Add \$
4LatFile 30	30	K	7997	—	—	+473
4LatFile 36	36	L	8256	—	—	+524

- ! Notes—for Pedestals on this page.
Maximum width under one top is 120 inches; components are modular and may require field assembly. Finished backs will be segmented; inquire if a continuous back is required. Verify all logistical dimensions (e.g., elevators, corridors and doorways) prior to ordering large units. Prices shown here regard Wood1 finishes; note surcharges for Wood2 finish. Geneva 3 and 4 high pedestals are shipped in logical components. Faces and back panels are each made from single pieces of veneer to guarantee consistency of grain and color. All pedestals include locks. Credenza Tops for spanning a run of pedestals are listed on a prior page and must be ordered separately. Drawer Pedestals 40/54h must be secured on location to the wall; otherwise, specify Option AT below.
- + Options:
For Anti-Tilt Mechanisms, specify Option AT; add 932.
For drawers/cabinets with Silex (faux leather), specify Option LF and add \$870 per drawer/door face.
For drawers/cabinets with Stitched Silex, specify Option SF and add \$1185 per drawer/door face.

Pedestals, Mobile

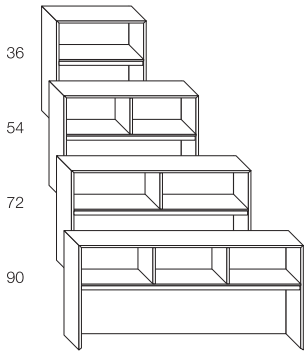


		Product No.	List \$	Product No.	List \$
Mobile	18w 24d 27.2h	Use with 0.5 Base		Use with 3.5 Base	
PedMobile24: 2BF 18		GKUF.CD	4254	GKHF.CD	4173

! Notes:

- Locks are included.
- Drawers are 0.5 Birch with dovetailed corners.
- Drawer bottoms are 0.25 inch thick dadoed into drawer sides.
- Slides are ball bearing full extension.
- Box drawers come with drawer dividers.
- File drawers come with Pendaflex file hanging system.
- Units have a 20 deep drawer and are finished on all sides.

Hutches, Wood Shelving1



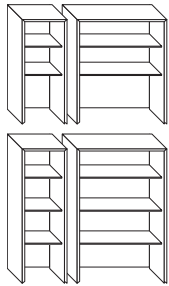
42.1h (72h installed)		w	15d	Shv	COM	Fabric Back Panel	Wood Back Panel	
• Hutch72: WoodShelving1	36	36	0\1	1.8	GLAF.FBM	5466	GLAW.FBM	4772
• Hutch72: WoodShelving1	54	54	1\1	2	GLAF.JBM	6467	GLAW.JBM	5639
• Hutch72: WoodShelving1	72	72	0\2	2.3	GLAF.MBM	7464	GLAW.MBM	6504
• Hutch72: WoodShelving1	90	90	1\2	2.8	GLAF.PBM	8465	GLAW.PBM	7372

42.1h w/Cubby (72h installed)		w	15d	Shv	COM	Fabric Back Panel	Wood Back Panel	
Hutch72: WdShelv1/Cubby	36	36	0\1	1.8	GLBF.FBM	6346	GLBW.FBM	5620
Hutch72: WdShelv1/Cubby	54	54	1\1	2	GLBF.JBM	7641	GLBW.JBM	6771
Hutch72: WdShelv1/Cubby	72	72	0\2	2.3	GLBF.MBM	9180	GLBW.MBM	8167
Hutch72: WdShelv1/Cubby	90	90	1\2	2.8	GLBF.PBM	10378	GLBW.PBM	9224

! Notes:

Units have a 3 grade top surface.
 Units have an unfinished back and are designed to go up against a wall.
 Fabric/Wood Back Panels are removable for wire access and management.
 The back of the units have a cord access cutout located 2.5 up from the bottom.
 The removable back panel has 0.5 clearance at the bottom and 0.75 clearance at the top.
 Dividers: None at 36w; one at 54-72w; two at 90.

Hutches, Wood Shelving Full Height



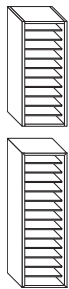
42.1h (72h installed)		w	15d	Shv		Wood Back Panel	
• Hutch72: WoodShelving3	18	18	3\0			GLEW.CBM	3967
• Hutch72: WoodShelving3	36	36	0\3			GLEW.FBM	5355

55.1h (85h installed)		w	15d	Shv		Wood Back Panel	
• Hutch85: WoodShelving4	18	18	4\0			GLEW.CB8	4652
• Hutch85: WoodShelving4	36	36	0\4			GLEW.FB8	6176

! Notes:

Units have a 3 grade top surface.
 Units have an unfinished back and are designed to go up against a wall.
 Number of adjustable shelves varies approximately on 14 inch openings.

Hutches, Paper Management



42.1h (72h installed)		18w	d	Shv	Glass Shelves	Wood Shelves	
• Hutch72: PaperManager	15d	15	11		GLNW.CBM 7006	GLPW.CBM	5270
• Hutch72: PaperManager	18d	18	11		GLNW.CCM 7779	GLPW.CCM	5543

55.1h (85h installed)		18w	d	Shv	Glass Shelves	Wood Shelves	
• Hutch85: PaperManager	15d	15	14		GLNW.CB8 8874	GLPW.CB8	6637
• Hutch85: PaperManager	18d	18	14		GLNW.CC8 9593	GLPW.CC8	6988

! Notes:

Units have a 3 grade top surface and wood back panel.
 Units have an unfinished back and are designed to go up against a wall.
 Glass Shelves are 0.25 inch thick and spaced 3.78 inches (96mm) on center vertically.
 Wood Shelves are 0.5 inch thick and spaced 3.78 inches (96mm) on center vertically.

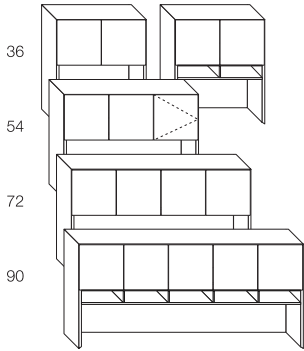
Shipping address for COM/COL materials and memo samples:
 TUOHY Furniture Corporation, P1 Upholstery Receiving, 42 Saint Albans Place, Chatfield, MN 55923



Specify: Product Number • Denotes Item is illustrated.
 Quantity
 Tagging
 Wood Finish
 Hardware Finish

Prices listed in Wood1 Finishes.

Hutches, Cabinet1



					Product No.	List \$	Product No.	List \$
42.1h (72h installed)		w	15d	Shv	COM	Fabric Back Panel	Wood Back Panel	
•	Hutch72: Cabinet1 36	36		0\1	1.8	GLFF.FBM 5797	GLFW.FBM 5273	
•	Hutch72: Cabinet1 54	54		1\1	2	GLFF.JBM 7636	GLFW.JBM 6779	
•	Hutch72: Cabinet1 72	72		0\2	2.3	GLFF.MBM 8550	GLFW.MBM 7637	
	Hutch72: Cabinet1 90	90		1\2	2.8	GLFF.PBM 9237	GLFW.PBM 8193	
42.1h w/Cubby (72h installed)		w	15d	Shv	COM	Fabric Back Panel	Wood Back Panel	
•	Hutch72: Cabinet1/Cubby 36	36		0\1	1.8	GLGF.FBM 6668	GLGW.FBM 6113	
	Hutch72: Cabinet1/Cubby 54	54		1\1	2	GLGF.JBM 8827	GLGW.JBM 7935	
	Hutch72: Cabinet1/Cubby 72	72		0\2	2.3	GLGF.MBM 10254	GLGW.MBM 9288	
•	Hutch72: Cabinet1/Cubby 90	90		1\2	2.8	GLGF.PBM 11113	GLGW.PBM 10018	

+ Options:

For Silex-wrapped doors, specify Opton LF and add \$870 per door.

For StitchedSilex-wrapped doors, specify Opton SF and add \$1185 per door.

! Notes:

Units have a 3 grade top surface.

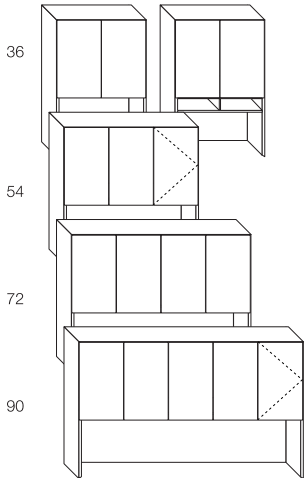
Units have an unfinished back and are designed to go up against a wall.

Units are available with either a COM fabric panel or wood panel. These panels are removable and are used to cover cord access.

The back of the units have a cord access cutout located 2.5 up from the bottom.

The removable back panel has 0.5 clearance at the bottom and 0.75 clearance at the top.

Hutches, Cabinet2



55.1h (85 installed)		w	15d	Shv	COM	Fabric Back Panel	Wood Back Panel	
•	Hutch85: Cabinet2 36	36		0\2	1.8	GLHF.FB8 6638	GLHW.FB8 6114	
•	Hutch85: Cabinet2 54	54		2\2	2	GLHF.JB8 8546	GLHW.JB8 7699	
•	Hutch85: Cabinet2 72	72		0\4	2.3	GLHF.MB8 9527	GLHW.MB8 8613	
•	Hutch85: Cabinet2 90	90		2\4	2.8	GLHF.PB8 10280	GLHW.PB8 9237	
55.1h w/Cubby (85 installed)		w	15d	Shv	COM	Fabric Back Panel	Wood Back Panel	
•	Hutch85: Cabinet2/Cubby 36	36		0\2	1.8	GLJF.FB8 7555	GLJW.FB8 7001	
	Hutch85: Cabinet2/Cubby 54	54		2\2	2	GLJF.JB8 9785	GLJW.JB8 8892	
	Hutch85: Cabinet2/Cubby 72	72		0\4	2.3	GLJF.MB8 11278	GLJW.MB8 10320	
	Hutch85: Cabinet2/Cubby 90	90		2\4	2.8	GLJF.PB8 12209	GLJW.PB8 11113	

+ Options:

For Silex-wrapped doors, specify Opton LF and add \$870 per door.

For StitchedSilex-wrapped doors, specify Opton SF and add \$1185 per door.

! Notes:

Units have a 3 grade top surface.

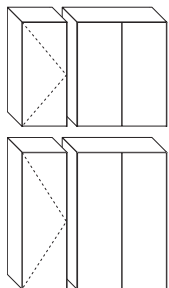
Units have an unfinished back and are designed to go up against a wall.

Units are available with either a COM fabric panel or wood panel. These panels are removable and are used to cover cord access.

The back of the units have a cord access cutout located 2.5 up from the bottom.

The removable back panel has 0.5 clearance at the bottom and 0.75 clearance at the top.

Hutches, Full Height Cabinet



42.1h (72 installed)		w	15d	Shv		Wood Back Panel	
	Hutch72: Cabinet3 LH 18	18		3\0		GLKW.CBM 4364	
•	Hutch72: Cabinet3 RH 18	18		3\0		GLLW.CBM 4364	
•	Hutch72: Cabinet3 36	36		0\3		GLMW.FBM 6086	
55.1h (85 installed)		w	15d	Shv		Wood Back Panel	
	Hutch85: Cabinet4 LH 18	18		4\0		GLKW.CB8 5151	
•	Hutch85: Cabinet4 RH 18	18		4\0		GLLW.CB8 5151	
•	Hutch85: Cabinet4 36	36		0\4		GLMW.FB8 6935	

+ Options:

For Silex-wrapped doors, specify Opton LF and add \$870 per door.

For StitchedSilex-wrapped doors, specify Opton SF and add \$1185 per door.

! Notes:

Units have a 3 grade top surface.

Units have an unfinished back and are designed to go up against a wall.

Number of adjustable shelves varies approximately on 14 inch openings.

Shipping address for COM/COL materials and memo samples:

TUOHY Furniture Corporation, P1 Upholstery Receiving, 42 Saint Albans Place, Chatfield, MN 55923

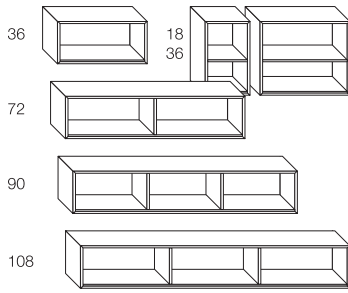


Specify: Product Number
Quantity
Tagging
Wood Finish
Hardware Finish

• Denotes Item is illustrated.

Prices listed in Wood1 Finishes.

Wall Hutches, Shelving & Cabinet



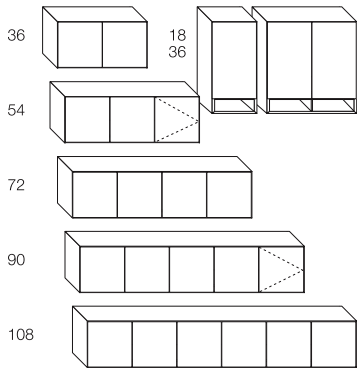
18h/24.25h (Wall Cleat Included)			w	15d	Sgl\Tbl Shelf	Wall Hutch, 18h	Product No.	List \$	Product No.	List \$
• WallHutch: WoodShelf1 36			36	0\1		GMA.FB	3209		GMB.FB	3946
• WallHutch: WoodShelf1 72			72	0\2		GMA.MB	5458		GMB.MB	7002
• WallHutch: WoodShelf1 90			90	0\3		GMA.PB	6368		GMB.PB	8101
• WallHutch: WoodShelf1 108			108	0\3		GMA.RB	7589		GMB.RB	9508
30.6h/37.25h (Wall Cleat Included)			w	15d	Sgl\Tbl Shelf	Wall Hutch, 30.6h	Product No.	List \$	Product No.	List \$
• WallHutch: WoodShelf2 18			18	2\0		GMC.FB	2881		GMD.FB	3401
• WallHutch: WoodShelf2 36			36	0\2		GMC.MB	4496		GMD.MB	5531
• WallHutch: WoodShelf2 72			72	0\4		GMC.PB	7757		GMD.PB	9416
• WallHutch: WoodShelf2 90			90	0\6		GMC.RB	8979		GMD.RB	10843

! Notes:

Units have a 3-grade top surface.

Dividers: None through 36w; one at 72w; two at 90 or more.

Wall-mount cleats are included for field installation; wall hutches must be screwed through the back into the wall cleat.



18h/24.25h (Wall Cleat Included)			w	15d	Sgl\Tbl Shelf	Wall Hutch, 18h	Product No.	List \$	Product No.	List \$
• WallHutch: Cabinet1 36			36	0\1		GMF.FB	3921		GMG.FB	4695
• WallHutch: Cabinet1 54			54	1\1		GMF.JB	5838		GMG.JB	6939
• WallHutch: Cabinet1 72			72	0\2		GMF.MB	6770		GMG.MB	8382
• WallHutch: Cabinet1 90			90	1\2		GMF.PB	7784		GMG.PB	9452
• WallHutch: Cabinet1 108			108	0\3		GMF.RB	8606		GMG.RB	10577
30.6h/37.25h (Wall Cleat Included)			w	15d	Sgl\Tbl Shelf	Wall Hutch, 30.6h	Product No.	List \$	Product No.	List \$
• WallHutch: Cabinet2 LH 18			18	2\0		GMN.CB	3152		GMP.CB	3687
• WallHutch: Cabinet2 RH 18			18	2\0		GMQ.CB	3152		GMR.CB	3687
• WallHutch: Cabinet2 36			36	0\2		GMH.FB	4931		GMJ.FB	5757
• WallHutch: Cabinet2 54			54	2\2		GMH.JB	6684		GMJ.JB	7836
• WallHutch: Cabinet2 72			72	0\4		GMH.MB	8769		GMJ.MB	10485
• WallHutch: Cabinet2 90			90	2\4		GMH.PB	10086		GMJ.PB	11864

+ Options:

For Silex-wrapped doors, specify Option LF and add \$870 per door.

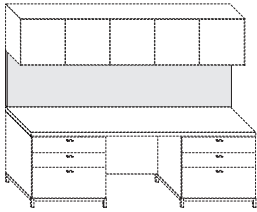
For StitchedSilex-wrapped doors, specify Option SF and add \$1185 per door.

! Notes:

Units have a 3-grade top surface.

Wall-mount cleats are included for field installation; hutches must be screwed through the back into the wall cleat.

Fabric Panels, Wall Hung



				Product No.	List \$	Product No.	List \$
23.4h (Includes Wall Cleats) ‡	w	23.4h	COM	Wall Hutch		Wall Hutch w/Cubby	
Fabric Wall Panel: 36	36		1.8	LN-36-23.4	521	LN-36-17.4	521
Fabric Wall Panel: 54	54		2	LN-54-23.4	851	LN-54-17.4	851
Fabric Wall Panel: 72	72		2.3	LN-72-23.4	914	LN-72-17.4	914
• Fabric Wall Panel: 90	90		2.8	LN-90-23.4	1022	LN-90-17.4	1022
Fabric Wall Panel: 108	108		3.2	LN-108-23.4	1109	LN-108-17.4	1109
36h (Includes Wall Cleats) ‡	w	36h	COM	Wall Hutch		Wall Hutch w/Cubby	
Fabric Wall Panel: 36X	36		1.8	LN-36-36	521	LN-30-30	521
Fabric Wall Panel: 54X	54		2	LN-54-36	851	LN-54-30	851
Fabric Wall Panel: 72X	72		2.3	LN-72-36	914	LN-72-30	914
Fabric Wall Panel: 90X	90		2.8	LN-90-36	1022	LN-90-30	1022
Fabric Wall Panel: 108X	108		3.2	LN-108-36	1109	LN-108-30	1109

! Notes:

- Cord management behind Fabric Panels is feasible.
- For use with Wall Hung Hutches.
- Fabric Panels for Wall Hutches with Shelf Added will be 6 inches shorter in height.
- Fabric Panels over 96w are produced in two sections.

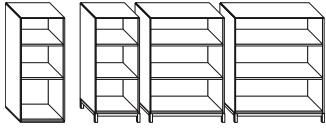
Shipping address for COM/COL materials and memo samples:
 TUOHY Furniture Corporation, P1 Upholstery Receiving, 42 Saint Albans Place, Chatfield, MN 55923



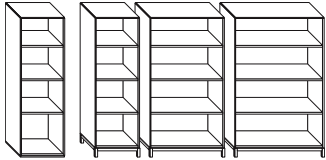
Specify: Product Number • Denotes Item is illustrated.
 Quantity
 Tagging
 Wood Finish
 Hardware Finish

Prices listed in Wood1 Finishes.

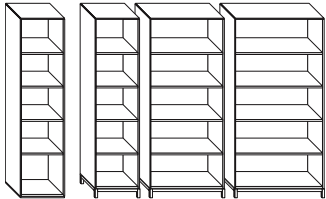
Towers, Shelving



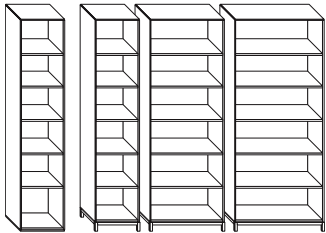
		Product No.	List \$	Product No.	List \$
42 high		w 15d 42h	0.5 Base Trim	3.5 Base	
•	Tower 42/15: Shelving 18	18	GPKU.CBG	4913	GPAU.CBG 5658
•	Tower 42/15: Shelving 30	30	GPKU.EBG	5488	GPAU.EBG 6248
•	Tower 42/15: Shelving 36	36	GPKU.FBG	5749	GPAU.FBG 6547



56 high		w 15d 56h	0.5 Base Trim	3.5 Base	
•	Tower 56/15: Shelving 18	18	GPKU.CB6	5312	GPAU.CB6 6056
•	Tower 56/15: Shelving 30	30	GPKU.EB6	6092	GPAU.EB6 6844
•	Tower 56/15: Shelving 36	36	GPKU.FB6	6431	GPAU.FB6 7228



72 high		w 15d 72h	0.5 Base Trim	3.5 Base	
•	Tower 72/15: Shelving 18	18	GPKU.CBM	5708	GPAU.CBM 6450
•	Tower 72/15: Shelving 30	30	GPKU.EBM	6671	GPAU.EBM 7426
•	Tower 72/15: Shelving 36	36	GPKU.FBM	7081	GPAU.FBM 7880



85 high		w 15d 85h	0.5 Base Trim	3.5 Base	
•	Tower 85/15: Shelving 18	18	GPKU.CB8	6132	GPAU.CB8 6873
•	Tower 85/15: Shelving 30	30	GPKU.EB8	7286	GPAU.EB8 8046
•	Tower 85/15: Shelving 36	36	GPKU.FB8	7794	GPAU.FB8 8594

! Notes:

- Number of adjustable shelves: 2 @ 42h, 3 @ 56h, 4 @ 72h, and 5 @ 85h.
- Units 72 and taller have a 3 grade top surface.
- Unfinished backs are standard.

Towers, Cabinet Single Door



				Product No.	List \$	Product No.	List \$
72 high				0.5 Base Trim		3.5 Base	
• Tower 72/15: Cabinet LH 18	18	15	72h	GPLU.CBM	5883	GPBU.CBM	6630
Tower 72/15: Cabinet RH 18	18	15		GPMU.CBM	5883	GPCU.CBM	6630
Tower 72/15: Cabinet LH 24	24	15		GPLU.DBM	6755	GPBU.DBM	7509
Tower 72/15: Cabinet RH 24	24	15		GPMU.DBM	6755	GPCU.DBM	7509
• Tower 72/24: Cabinet LH 18	18	24		GPLU.CDM	6350	GPBU.CDM	7149
Tower 72/24: Cabinet RH 18	18	24		GPMU.CDM	6350	GPCU.CDM	7149
Tower 72/24: Cabinet LH 24	24	24		GPLU.DDM	7279	GPBU.DDM	8123
Tower 72/24: Cabinet RH 24	24	24		GPMU.DDM	7279	GPCU.DDM	8123
85 high				0.5 Base Trim		3.5 Base	
• Tower 85/15: Cabinet LH 18	18	15	85h	GPLU.CB8	6251	GPBU.CB8	6998
Tower 85/15: Cabinet RH 18	18	15		GPMU.CB8	6251	GPCU.CB8	6998
Tower 85/15: Cabinet LH 24	24	15		GPLU.DB8	7296	GPBU.DB8	8056
Tower 85/15: Cabinet RH 24	24	15		GPMU.DB8	7296	GPCU.DB8	8056
• Tower 85/24: Cabinet LH 18	18	24		GPLU.CD8	6769	GPBU.CD8	7567
Tower 85/24: Cabinet RH 18	18	24		GPMU.CD8	6769	GPCU.CD8	7567
Tower 85/24: Cabinet LH 24	24	24		GPLU.DD8	7892	GPBU.DD8	8734
Tower 85/24: Cabinet RH 24	24	24		GPMU.DD8	7892	GPCU.DD8	8734

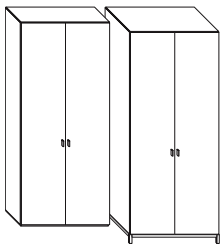
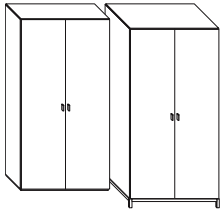
+ Options:

For Silex-wrapped doors, specify Opton LF and add \$1092 per door.
 For StitchedSilex-wrapped doors, specify Opton SF and add \$1728 per door.
 Locks are optional.

! Notes:

Number of shelves: 1 fixed and 3 adjustable @ 72h, 1 fixed and 3 adjustable @ 85h.
 Units have 3 grade top surface.
 Unfinished backs are standard.

Towers, Cabinet Double Door



				Product No.	List \$	Product No.	List \$
72 high				0.5 Base Trim		3.5 Base	
• Tower 72/15: Cabinet DBL 36	36w	15	72h	GPNU.FBM	7065	GPDU.FBM	7862
• Tower 72/24: Cabinet DBL 36	36w	24		GPNU.FDM	7672	GPDU.FDM	8510
85 high				0.5 Base Trim		3.5 Base	
• Tower 85/15: Cabinet DBL 36	36w	15	85h	GPNU.FB8	8123	GPDU.FB8	8924
• Tower 85/24: Cabinet DBL 36	36w	24		GPNU.FD8	8875	GPDU.FD8	9713

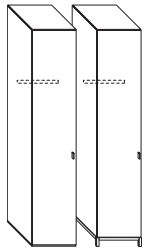
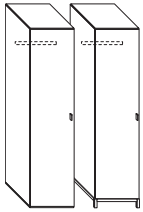
+ Options:

For Silex-wrapped doors, specify Opton LF and add \$1092 per door.
 For StitchedSilex-wrapped doors, specify Opton SF and add \$1728 per door.
 Locks are optional.

! Notes:

Number of shelves: 1 fixed and 3 adjustable @ 72h, 1 fixed and 3 adjustable @ 85h.
 Units have 3 grade top surface.
 Unfinished backs are standard.

Towers, Garment



			Product No.	List \$	Product No.	List \$
72 high	w	24d 72h	0.5 Base Trim		3.5 Base	
• Tower 72/24: Garment LH 18	18		GPPU.CDM	5668	GPEU.CDM	6413
Tower 72/24: Garment RH 18	18		GPQU.CDM	5668	GPFU.CDM	6413
Tower 72/24: Garment LH 24	24		GPPU.DDM	5894	GPEU.DDM	6650
Tower 72/24: Garment RH 24	24		GPQU.DDM	5894	GPFU.DDM	6650
85 high	w	24d 85h	0.5 Base Trim		3.5 Base	
• Tower 85/24: Garment LH 18	18		GPPU.CD8	6082	GPEU.CD8	6823
Tower 85/24: Garment RH 18	18		GPQU.CD8	6082	GPFU.CD8	6823
Tower 85/24: Garment LH 24	24		GPPU.DD8	6493	GPEU.DD8	7246
Tower 85/24: Garment RH 24	24		GPQU.DD8	6493	GPFU.DD8	7246

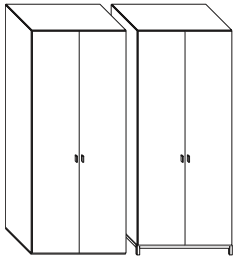
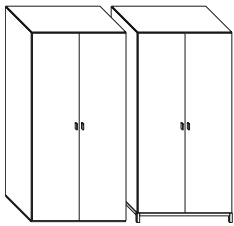
+ Options:

For Silex-wrapped doors, specify Option LF and add \$1092 per door.
 For StitchedSilex-wrapped doors, specify Option SF and add \$1728 per door.
 Locks are optional.

! Notes:

Units 85 high have an adjustable shelf above the coat rod.
 Units have 3 grade top surface.
 Unfinished backs are standard.

Towers, Garment-Cabinet



			Product No.	List \$	Product No.	List \$
72h	36w	24d 72h	0.5 Base Trim		3.5 Base	
• Tower 72/24: Garment:Cab 36			GPRU.FDM	7772	GPGU.FDM	8570
Tower 72/24: Cab:Garment 36			GPSU.FDM	7772	GPHU.FDM	8570
85h	36w	24d 85h	0.5 Base Trim		3.5 Base	
• Tower 85/24: Garment:Cab 36			GPRU.FD8	8506	GPGU.FD8	9306
Tower 85/24: Cab:Garment 36			GPSU.FD8	8506	GPHU.FD8	9306

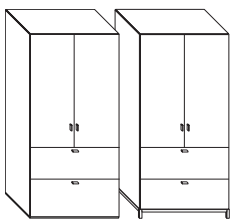
+ Options:

For Silex-wrapped doors, specify Option LF and add \$1092 per door.
 For StitchedSilex-wrapped doors, specify Option SF and add \$1728 per door.
 Locks are optional.

! Notes:

Number of shelves: 1 fixed and 3 adjustable @ 72h, 1 fixed and 3 adjustable @ 85h.
 Units 85 high get an additional adjustable shelf above the coat rod.
 Units have 3 grade top surface.
 Unfinished backs are standard.

Towers, Cabinet/LatFile



			Product No.	List \$	Product No.	List \$
72h	w	24d 72h	0.5 Base Trim		3.5 Base	
• Tower 72/24: Cab/LatF 30	30		GPTU.EDM	10897	GPJU.EDM	11695
Tower 72/24: Cab/LatF 36	36		GPTU.FDM	11012	GPJU.FDM	11858

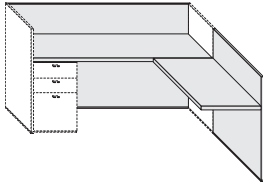
+ Options:

For Silex-wrapped doors, specify Option LF and add \$1092 per door.
 For StitchedSilex-wrapped doors, specify Option SF and add \$1728 per door.
 Locks are optional.

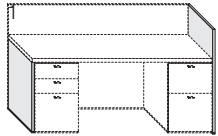
! Notes:

Cabinet areas have 2 adjustable shelves.
 Units have 3 grade top surface.
 Unfinished backs are standard.

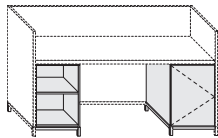
Gallery Modules 25d



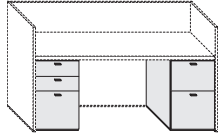
		Product No.	List \$	Product No.	List \$
Back Panel and Top 25d	w 25d 42h	0.5 Base Trim		3.5 Base	
Gallery Shell: 42x25	42	GSA.GD-	3441	GSB.GD-	3909
• Gallery Shell: 48x25	48	GSA.HD-	3647	GSB.HD-	4146
Gallery Shell: 54x25	54	GSA.JD-	3838	GSB.JD-	4362
Gallery Shell: 60x25	60	GSA.KD-	4029	GSB.KD-	4576
Gallery Shell: 66x25	66	GSA.LD-	4219	GSB.LD-	4797
• Gallery Shell: 72x25	72	GSA.MD-	4425	GSB.MD-	5026
Gallery Shell: 78x25	78	GSA.ND-	4611	GSB.ND-	5241
Gallery Shell: 84x25	84	GSA.OD-	4829	GSB.OD-	5487
Gallery Shell: 90x25	90	GSA.PD-	5016	GSB.PD-	5702



1 Gallery End Panel 25d x 42h	+1 to w		↑ Z 1178		↑ Z 1423
-------------------------------	---------	--	----------	--	----------



Modules: -	24d 28.4h				
2 End Panel 24	1	A	777	A	1020
Shelving 15	15	B	2272	B	3613
3 Shelving 18	18	C	2410	C	3798
Shelving 30	30	E	2792	E	4167
Shelving 36	36	F	2986	F	4346



Cabinet-LH 15	15	N	3003	N	4010
Cabinet-LH 18	18	P	3198	P	4187
Cabinet-RH 15	15	R	3003	R	4010
4 Cabinet-RH 18	18	S	3198	S	4187
Double Cabinet 30	30	U	3696	U	4809
Double Cabinet 36	36	V	3789	V	4928

5 2File 18	18	W	3887	W	5042
6 2Box/File 18	18	Y	4083	Y	5247
4Box 18	18	0	4281	0	5447
2LatFile 30	30	2	4346	2	5604
2LatFile 36	36	3	4449	3	5787
2LatB/LatFile 30	30	6	4547	6	5807
2LatB/LatFile 36	36	7	5042	7	6274

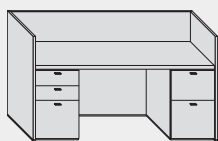
7 Open Kneespace (#) — (#) —
= inches required

Gallery Ordering Information

Choose the Gallery Shell size desired from each of the listings above and on the opposite page; a shell is comprised of a top and a 42h panel. Note the ItemNo and List \$ that correspond to the depth and base treatment desired. Follow the ItemNo column down until you have located the first (left-most) end panel or pedestal desired, then append the letter/number code to the original item number and add the price to the original price. Continue adding modules in this manner until your unit is complete.

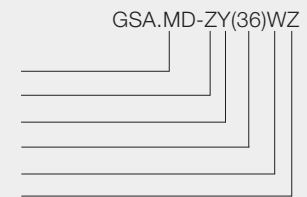
The overall unit width will be the accumulated widths of all modules chosen; this dimension cannot be greater than your shell width. The overall price will be the accumulated prices and the final item number will be the original number plus all of the letter codes for the pedestals added.

Gallery Module Sample Order

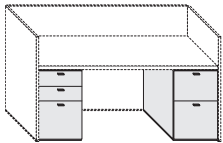
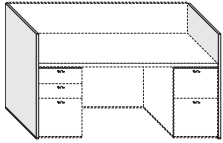
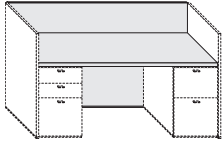


Gallery Shell: 72x25, 0.5 Base	GSA.MD-	4425
End Gallery Panel	Z	1178
2Box/File 18w	Y	4083
Open Kneespace--36 inches	(36)	0
2File 18w	W	3887
End Gallery Panel	Z	1178

List Price: \$14751



Gallery Modules 31d

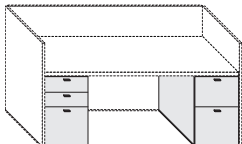
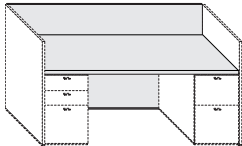


Gallery Shell	w	31d	42h	0.5 Base Trim	3.5 Base	Product No.	List \$	Product No.	List \$
Gallery Shell: 42x31	42					GSA.GE-	3562	GSB.GE-	4047
Gallery Shell: 48x31	48					GSA.HE-	3776	GSB.HE-	4287
Gallery Shell: 54x31	54					GSA.JE-	3969	GSB.JE-	4508
Gallery Shell: 60x31	60					GSA.KE-	4178	GSB.KE-	4747
Gallery Shell: 66x31	66					GSA.LE-	4377	GSB.LE-	4971
Gallery Shell: 72x31	72					GSA.ME-	4601	GSB.ME-	5227
Gallery Shell: 78x31	78					GSA.NE-	4795	GSB.NE-	5447
Gallery Shell: 84x31	84					GSA.OE-	5033	GSB.OE-	5719
Gallery Shell: 90x31	90					GSA.PE-	5227	GSB.PE-	5939

• Gallery End Panel 31d x 42h	+1					↑ Z	↑ 1288	↑ Z	↑ 1530
Modules: -		30d	28.4h						
End Panel 30	1					A	889	A	1129
• 2File 18	18					W	3959	W	5121
• 2Box/File 18	18					Y	4159	Y	5327
• 4Box 18	18					0	4362	0	5519
• Open Kneespace						(#)	—	(#)	—

= inches required

Gallery Modules 37d



Gallery Shell	w	37d	42h	0.5 Base Trim	3.5 Base	Product No.	List \$	Product No.	List \$
Gallery Shell: 72x37	72					GSA.MF-	4769	GSB.MF-	5415
Gallery Shell: 78x37	78					GSA.NF-	4973	GSB.NF-	5658
Gallery Shell: 84x37	84					GSA.OF-	5236	GSB.OF-	5949
Gallery Shell: 90x37	90					GSA.PF-	5439	GSB.PF-	6181

Gallery End Panel 37d x 42h	+1					↑ Z	↑ 1403	↑ Z	↑ 1646
Modules: -		36d	28.4h						
End Panel 36	1					A	1004	A	1241
2File 18	18					W	4076	W	5241
2Box/File 18	18					Y	4290	Y	5456
4Box 18	18					0	4503	0	5667
Open Kneespace						(#)	—	(#)	—

= inches required

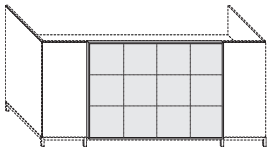
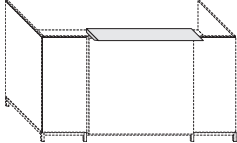
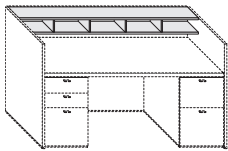
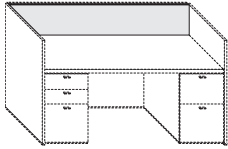
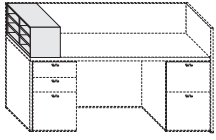
! Notes

To specify, add the appropriate letter codes to the end of the Gallery Shell number above, in L to R order. Item numbers and pricing are shown for cost estimation purposes.

After receiving a customer supplied layout, TUOHY will construct a complete bill of material to include the proper components to create the layout.

Pedestals (28.4h—Locks included where applicable) -:

Gallery Added Elements



Product No. List \$

Document Manager	11.7w d 12.1h		
• Document Manager 24	24	GSDM.D	2410
Document Manager 30	30	GSDM.E	2792
Document Manager 36	36	GSDM.F	2986

Fabric Panel	w	1d 12.1h	COM		
Fabric Panel 24	24		0.7	GSFP.D	485
Fabric Panel 30	30		1	GSFP.E	525
Fabric Panel 36	36		1.1	GSFP.F	564
Fabric Panel 42	42		1.3	GSFP.G	683
Fabric Panel 48	48		1.5	GSFP.H	800
Fabric Panel 54	54		1.6	GSFP.J	917
Fabric Panel 60	60		1.7	GSFP.K	938
Fabric Panel 66	66		2	GSFP.L	960
• Fabric Panel 72	72		2.1	GSFP.M	978
Fabric Panel 78	78		2.3	GSFP.N	1031
Fabric Panel 84	84		2.5	GSFP.O	1067
Fabric Panel 90	90		2.7	GSFP.P	1120

Cubby Manager	w	11d 6.8h		
Cubby Manager 48	48		GSCM.H	2615
Cubby Manager 54	54		GSCM.J	2672
Cubby Manager 60	60		GSCM.K	2724
Cubby Manager 66	66		GSCM.L	2781
Cubby Manager 72	72		GSCM.M	2838
• Cubby Manager 78	78		GSCM.N	2878
Cubby Manager 84	84		GSCM.O	2912
Cubby Manager 90	90		GSCM.P	3063

Transaction Top	w	12d 1.5th		
GalleryTop 36	36		GSTT.F	1720
GalleryTop 42	42		GSTT.G	1776
GalleryTop 48	48		GSTT.H	1832
• GalleryTop 54	54		GSTT.J	1892
GalleryTop 60	60		GSTT.K	1954
GalleryTop 66	66		GSTT.L	2015
GalleryTop 72	72		GSTT.M	2075
GalleryTop 78	78		GSTT.N	2115
GalleryTop 84	84		GSTT.O	2144
GalleryTop 90	90		GSTT.P	2298

For Gallery Tops ready for customer-supplied and installed stone, specify Option GT.

Gallery Front Panel	w	1.9d38.5h	Wood1	Opt LM Silex	Opt SM Stch Silex
Gallery Front 36	36		GSTP.F	4564	6855 7240
Gallery Front 42	42		GSTP.G	4830	7119 7504
Gallery Front 48	48		GSTP.H	5076	7367 7751
• Gallery Front 54	54		GSTP.J	5310	7602 7987
Gallery Front 60	60		GSTP.K	5553	7842 8230
Gallery Front 66	66		GSTP.L	5793	8083 8468
Gallery Front 72	72		GSTP.M	6035	8328 8713
Gallery Front 78	78		GSTP.N	6271	8565 8951
Gallery Front 84	84		GSTP.O	6519	8811 9196
Gallery Front 90	90		GSTP.P	6756	9046 9433

For Silex Gallery Front panel, specify Option LM; price is as listed above right.

• For stitched Silex Gallery Front panel, specify Option SM; price is as listed above far right.

For customer materials on the Gallery Front panel, specify Option COM; price is per Customer Service.

Shipping address for COM/COL materials and memo samples:

TUOHY Furniture Corporation, P1 Upholstery Receiving, 42 Saint Albans Place, Chatfield, MN 55923



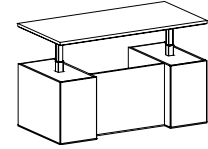
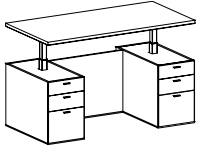
Specify: Item Number
Quantity
Tagging
Wood Finish

• Denotes Item is illustrated.
‡ Requires field sub-assembly.

Metal finish is MBN Brushed Nickel.

Prices listed in Wood1 Finishes.

Double Pedestal Desks, AdjHt



0.5 Base, 29.9-48h

Desk 66w

Desk 72w

Desk 78w

Product No.

List \$

36d

GAD?.LFAH 14343

GAD?.MFAH 14533

GAD?.NFAH 14677

? Specify configuration (user's left-right) by modifying the Product Number:

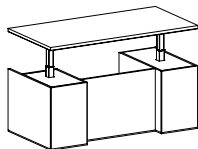
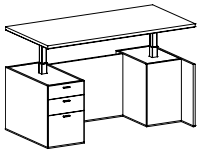
For 2BF-2BF, change the 4th digit from ? to A

For 2F-2F, change the 4th digit from ? to B

For 2BF-2F, change the 4th digit from ? to C

For 2F-2BF, change the 4th digit from ? to D

Single Pedestal Desks, AdjHt



0.5 Base, 29.9-48h

Desk 66w

Desk 72w

Desk 78w

36d

GAD?.LFAH 11843

GAD?.MFAH 12036

GAD?.NFAH 12177

? Specify configuration (user's left-right) by modifying the Product Number:

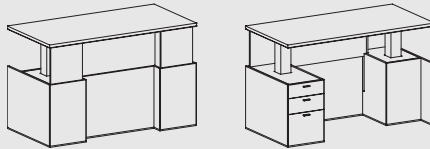
For P base-2BF, change the 4th digit from ? to E

For P base-2F, change the 4th digit from ? to F

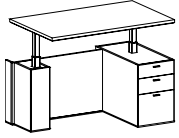
For 2BF-P base, change the 4th digit from ? to G

For 2F-P base, change the 4th digit from ? to H

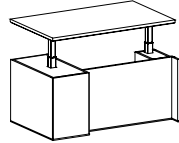
Inquire with Customer Service about adding lift shrouds and modesty panels that follow the top.



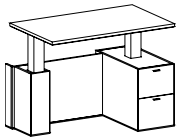
Runoffs/2BF-Modesty, AdjHt



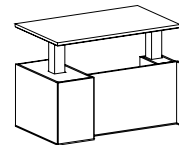
Product No.	List \$	Product No.	List \$	Product No.	List \$
0.5 Base, 29.9-48h		30d		36d	
Runoff LH 42w		GBAL.GEL.AAH	12166	GBAL.GFL.BAH	12397
Runoff LH 48w		GBAL.HEL.AAH	12397	GBAL.HFL.BAH	12639
Runoff LH 54w		GBAL.JEL.AAH	12605	GBAL.JFL.BAH	12861
Runoff LH 60w		GBAL.KEL.AAH	12801	GBAL.KFL.BAH	13033
Runoff RH 42w		GBAL.GER.AAH	12166	GBAL.GFR.BAH	12397
Runoff RH 48w		GBAL.HER.AAH	12397	GBAL.HFR.BAH	12639
Runoff RH 54w		GBAL.JER.AAH	12605	GBAL.JFR.BAH	12861
Runoff RH 60w		GBAL.KER.AAH	12801	GBAL.KFR.BAH	13033



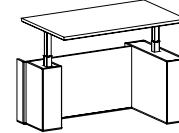
Runoffs/2F-Modesty, AdjHt



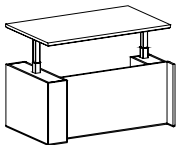
Product No.	List \$	Product No.	List \$	Product No.	List \$
0.5 Base, 29.9-48h		30d		36d	
Runoff LH 42w		GBAL.GEL.CAH	11988	GBAL.GFL.DAH	12207
Runoff LH 48w		GBAL.HEL.CAH	12218	GBAL.HFL.DAH	12451
Runoff LH 54w		GBAL.JEL.CAH	12428	GBAL.JFL.DAH	12671
Runoff LH 60w		GBAL.KEL.CAH	12623	GBAL.KFL.DAH	12844
Runoff RH 42w		GBAL.GER.CAH	11988	GBAL.GFR.DAH	12207
Runoff RH 48w		GBAL.HER.CAH	12218	GBAL.HFR.DAH	12451
Runoff RH 54w		GBAL.JER.CAH	12428	GBAL.JFR.DAH	12671
Runoff RH 60w		GBAL.KER.CAH	12623	GBAL.KFR.DAH	12844



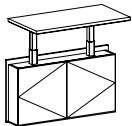
Runoffs/Plinth-Modesty, AdjHt



Product No.	List \$	Product No.	List \$	Product No.	List \$
0.5 Base, 29.9-48h		24d		30d	
Runoff LH 42w		GBAL.GEL.EAH	11543	GBAL.GEL.FAH	11764
Runoff LH 48w		GBAL.HEL.EAH	11767	GBAL.HEL.FAH	11996
Runoff LH 54w		GBAL.JEL.EAH	11964	GBAL.JEL.FAH	12205
Runoff LH 60w		GBAL.KEL.EAH	12108	GBAL.KEL.FAH	12399
Runoff RH 42w		GBAL.GER.EAH	11543	GBAL.GER.FAH	11764
Runoff RH 48w		GBAL.HER.EAH	11767	GBAL.HER.FAH	11996
Runoff RH 54w		GBAL.JER.EAH	11964	GBAL.JER.FAH	12205
Runoff RH 60w		GBAL.KER.EAH	12108	GBAL.KER.FAH	12399



Bridges/Modesty, AdjHt



Product No.	List \$	Product No.	List \$
0.5 Base, 29.9-48h		Finished Back	
Bridge 36w 9d, 24d top		GCDM.FAAH	9940
Bridge 42w 9d, 24d top		GCDM.GAAH	10482
Bridge 48w 9d, 24d top		GCDM.HAAH	11038
Bridge 54w 9d, 24d top		GCDM.JAAH	11566

Tops



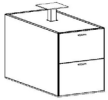
	Product No.	List \$	Product No.	List \$	Product No.	List \$
1.5th	24d		30d		36d	
Top 42w	GCAL.F24AH	1331	GCAL.F30AH	1452	GCAL.F36AH	1567
Top 48w	GCAL.G24AH	1427	GCAL.G30AH	1554	GCAL.G36AH	1681
Top 54w	GCAL.H24AH	1515	GCAL.H30AH	1655	GCAL.H36AH	1792
Top 60w	GCAL.J24AH	1603	GCAL.J30AH	1792	GCAL.J36AH	1908
Top 72w	GCAL.K24AH	1913	GCAL.K30AH	1997	GCAL.K36AH	2071
Top 78w	GCAL.L24AH	2001	GCAL.L30AH	2151	GCAL.L36AH	2233

Modesty Panels



	Product No.	List \$	
0.5 Base, 27.4h	Finished Back		
Modesty Panel 24w	GJVF.DAH	1117	
Modesty Panel 30w	GJVF.EAH	1246	
Modesty Panel 36w	GJVF.FAH	1356	
Modesty Panel 42w	GJVF.GAH	1412	
Modesty Panel 48w	GJVF.HAH	1483	

File/File



	Product No.	List \$	Product No.	List \$
0.5 Base, 27.4h			30d	
File/File 18w			GKAF30AH-W	5024
			GKAF36AH-W	5129

Pencil/Box/File



	Product No.	List \$	Product No.	List \$
0.5 Base, 27.4h			30d	
Pencil/Box/File 18w			GKAF30AH-Y	5204
			GKAF36AH-Y	5319

Plinths



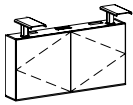
	Product No.	List \$	Product No.	List \$	Product No.	List \$
0.5 Base, 27.4h						
Plinth 9.5w 9.25d	GKAAH9.P	4394				
Plinth 9.5w 14d	GKAAH14.P	4500				
Plinth 9.5w 18d	GKAAH18.P	4566				
Plinth 9.5w 24d	GKAAH24.P	4699				
Plinth 9.5w 30d	GKAAH30.P	4802				
Plinth 9.5w 36d	GKAAH36.P	4921				

Plinths Extended End



			30d (14d Plinth)		36d (20d Plinth)	
0.5 Base, 27.4h						
Plinth ExtendEnd 18w LH			GKAAH30.PEL	5795	GKAAH36.PEL	5978
Plinth ExtendEnd 18w RH			GKAAH30.PER	5795	GKAAH36.PER	5978

Wall Hung Plinths



	0.5 Base, 29.9-48h	Unfinished Back		
Wall Hung Plinth 54w 9d	GKAWH.54	8944		
Wall Hung Plinth 60w 9d	GKAWH.60	9339		
Wall Hung Plinth 66w 9d	GKAWH.66	9737		
Wall Hung Plinth 72w 9d	GKAWH.72	10138		
Wall Hung Plinth 78w 9d	GKAWH.78	10556		

! Notes:

- Short plinth must be attached to adjacent credenza for support.
- 2 short plinths cannot be used on one desk.
- All worksurfaces have 1" space to adjacent surfaces for pinch point.
- 48" maximum worksurface height.
- Tops are 1.5" thick.
- Inquire with Customer Service regarding widths over 78".
- Default leg color is Black.
- Each top is designed to accept 30lbs. of added weight for computers and user items.
- Wall Hung unit has accessory power supplied with unit (1 Duplex, USB-A+C).
- Units come with 120" soft plug power cord.
- Face locks are included as standard on all pedestals except where noted.
- Locks not available on Bridge and wall hung units.
- Height adjustable units are not available with Silex top inserts or Silex wrapped height adj modesty panels.
- For Silex drawer faces, specify Option LF; add \$870 per drawer.
- For Stitched Silex drawer faces, specify Option SF; add \$1185 per drawer.
- For Silex modesty panel (fixed modesty only), specify Option LM; add \$2238.
- For Stitched Silex modesty panel (fixed modesty only), specify Option SM; add \$2612.
- All units have finished backs unless otherwise noted.
- Tops are not included on Wall Hung units.
- Tops are maximum depth of 24" on Bridge and Wall Hung units.

+ Options:

- For shrouds over legs specify Option SH; add \$762.
- For shrouds and modesty specify Option SHM; add \$762 PLUS cost of modesty from above.
- Inquire with Customer Service regarding alternate leg color options (White or Silver).

Desks/Double Pedestal, AdjHt



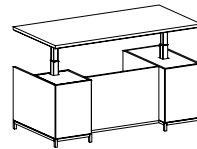
	Product No.	List \$
3.5 Base, 29.9-48h	36d	
Desk 66w	GAAA.LFAH	16759
Desk 72w	GAAA.MFAH	16928
Desk 78w	GAAA.NFAH	17065

Desks/Single Pedestal, AdjHt

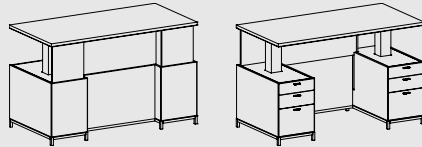


	Product No.	List \$
3.5 Base, 29.9-48h	36d	
Desk 66w	GAA?.LFAH	13579
Desk 72w	GAA?.MFAH	13754
Desk 78w	GAA?.NFAH	13894

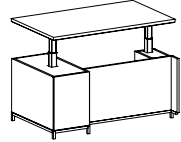
? Specify configuration (user's left-right) by modifying the Product Number:
 For P base-2BF, change the 4th digit from ? to E
 For 2BF-P base, change the 4th digit from ? to G



Inquire with Customer Service about adding lift shrouds and modesty panels that follow the top.

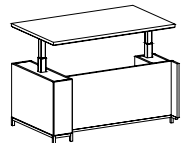


Runoffs/2BF-Modesty, AdjHt



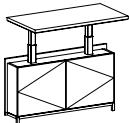
Product No.	List \$	Product No.	List \$	Product No.	List \$
3.5 Base, 29.9-48h		30d		36d	
Runoff LH 42w		GBAL.GEL.GAH	13659	GBAL.GFL.HAH	13888
Runoff LH 48w		GBAL.HEL.GAH	13898	GBAL.HFL.HAH	14140
Runoff LH 54w		GBAL.JEL.GAH	14102	GBAL.JFL.HAH	14356
Runoff LH 60w		GBAL.KEL.GAH	14296	GBAL.KFL.HAH	14524
Runoff RH 42w		GBAL.GER.GAH	13659	GBAL.GFR.HAH	13888
Runoff RH 48w		GBAL.HER.GAH	13898	GBAL.HFR.HAH	14140
Runoff RH 54w		GBAL.JER.GAH	14102	GBAL.JFR.HAH	14356
Runoff RH 60w		GBAL.KER.GAH	14296	GBAL.KFR.HAH	14524

Runoffs/Plinth-Modesty, AdjHt



Product No.	List \$	Product No.	List \$	Product No.	List \$
3.5 Base, 29.9-48h		24d		30d	
Runoff LH 42w		GBAL.GEL.LAH	12660	GBAL.GEL.MAH	12881
Runoff LH 48w		GBAL.HEL.LAH	12891	GBAL.HEL.MAH	13118
Runoff LH 54w		GBAL.JEL.LAH	13081	GBAL.JEL.MAH	13323
Runoff LH 60w		GBAL.KEL.LAH	13223	GBAL.KEL.MAH	13515
Runoff RH 42w		GBAL.GER.LAH	12660	GBAL.GER.MAH	12881
Runoff RH 48w		GBAL.HER.LAH	12891	GBAL.HER.MAH	13118
Runoff RH 54w		GBAL.JER.LAH	13081	GBAL.JER.MAH	13323
Runoff RH 60w		GBAL.KER.LAH	13223	GBAL.KER.MAH	13515

Bridges/Modesty, AdjHt



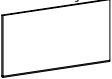
Product No.	List \$	Product No.	List \$
3.5 Base, 29.9-48h		Finished Back	
Bridge 36w 9d, 24d top		GCDM.FBAH	10420
Bridge 42w 9d, 24d top		GCDM.GBAH	10960
Bridge 48w 9d, 24d top		GCDM.HBAH	12278
Bridge 54w 9d, 24d top		GCDM.JBAH	12046

Tops



	Product No.	List \$	Product No.	List \$	Product No.	List \$
1.5th	24 d		30d		36d	
Top 42w	GCAL.F24AH	1331	GCAL.F30AH	1452	GCAL.F36AH	1567
Top 48w	GCAL.G24AH	1427	GCAL.G30AH	1554	GCAL.G36AH	1681
Top 54w	GCAL.H24AH	1515	GCAL.H30AH	1655	GCAL.H36AH	1792
Top 60w	GCAL.J24AH	1603	GCAL.J30AH	1792	GCAL.J36AH	1908
Top 72w	GCAL.K24AH	1913	GCAL.K30AH	1997	GCAL.K36AH	2071
Top 78w	GCAL.L24AH	2001	GCAL.L30AH	2151	GCAL.L36AH	2233

Modesty Panels



	Product No.	List \$	
3.5 Base, 27.4h	Finished Back		
Modesty Panel 24w	GJUF.DAH	1275	
Modesty Panel 30w	GJUF.EAH	1412	
Modesty Panel 36w	GJUF.FAH	1515	
Modesty Panel 42w	GJUF.GAH	1568	
Modesty Panel 48w	GJUF.HAH	1643	

Pencil/Box/File



	Product No.	List \$	Product No.	List \$
3.5 Base, 27.4h			30d	
Pencil/Box/File 18w			GKBF30AH-Y	6060
			GKBF36AH-Y	6174

Plinth



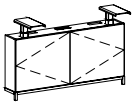
	Product No.	List \$	Product No.	List \$	Product No.	List \$
3.5 Base, 27.4h						
Plinth 9.5w 9.25d	GKBAH9.P	4873				
Plinth 9.5w 14d	GKBAH14.P	4982				
Plinth 9.5w 18d	GKBAH18.P	5046				
Plinth 9.5w 24d	GKBAH24.P	5179				
Plinth 9.5w 30d	GKBAH30.P	5280				
Plinth 9.5w 36d	GKBAH36.P	5400				

Plinths Extended End



	Product No.	List \$	Product No.	List \$
3.5 Base, 27.4h				
Plinth ExtendEnd LH 18w	GKBAH30.PEL	6125	GKBAH36.PEL	6292
Plinth ExtendEnd RH 18w	GKBAH30.PER	6125	GKBAH36.PER	6292

Wall Hung Plinths, AdjHt



	Product No.	List \$	Product No.	List \$
3.5 Base, 29.9-48h Unfinished Back				
Wall Hung Plinth 54w 9d	GKBWH.54	9424		
Wall Hung Plinth 60w 9d	GKBWH.60	9819		
Wall Hung Plinth 66w 9d	GKBWH.66	10328		
Wall Hung Plinth 72w 9d	GKBWH.72	10851		
Wall Hung Plinth 78w 9d	GKBWH.78	11492		

! Notes:

- Short plinth must be attached to adjacent credenza for support.
- 2 short plinths cannot be used on one desk.
- All worksurfaces have 1" space to adjacent surfaces for pinch point.
- 48" maximum worksurface height.
- Tops are 1.5" thick.
- Inquire with Customer Service regarding widths over 78".
- Default leg color is Black.
- Each top is designed to accept 30lbs. of added weight for computers and user items.
- Wall Hung unit has accessory power supplied with unit (1 Duplex, USB-A+C).
- Units come with 120" soft plug power cord.
- Face locks are included as standard on all pedestals except where noted.
- Locks not available on Bridge and wall hung units.
- Height adjustable units are not available with Silex top inserts or Silex wrapped height adj modesty panels.
- For Silex drawer faces, specify Option LF; add \$ 870 per drawer.
- For Stitched Silex drawer faces, specify Option SF; add \$1185 per drawer.
- For Silex modesty panel (fixed modesty only), specify Option LM; add \$2238.
- For Stitched Silex modesty panel (fixed modesty only), specify Option SM; add \$2612.
- All units have finished backs unless otherwise noted.
- Tops are not included on Wall Hung units.
- Tops are maximum depth of 24" on Bridge and Wall Hung units.

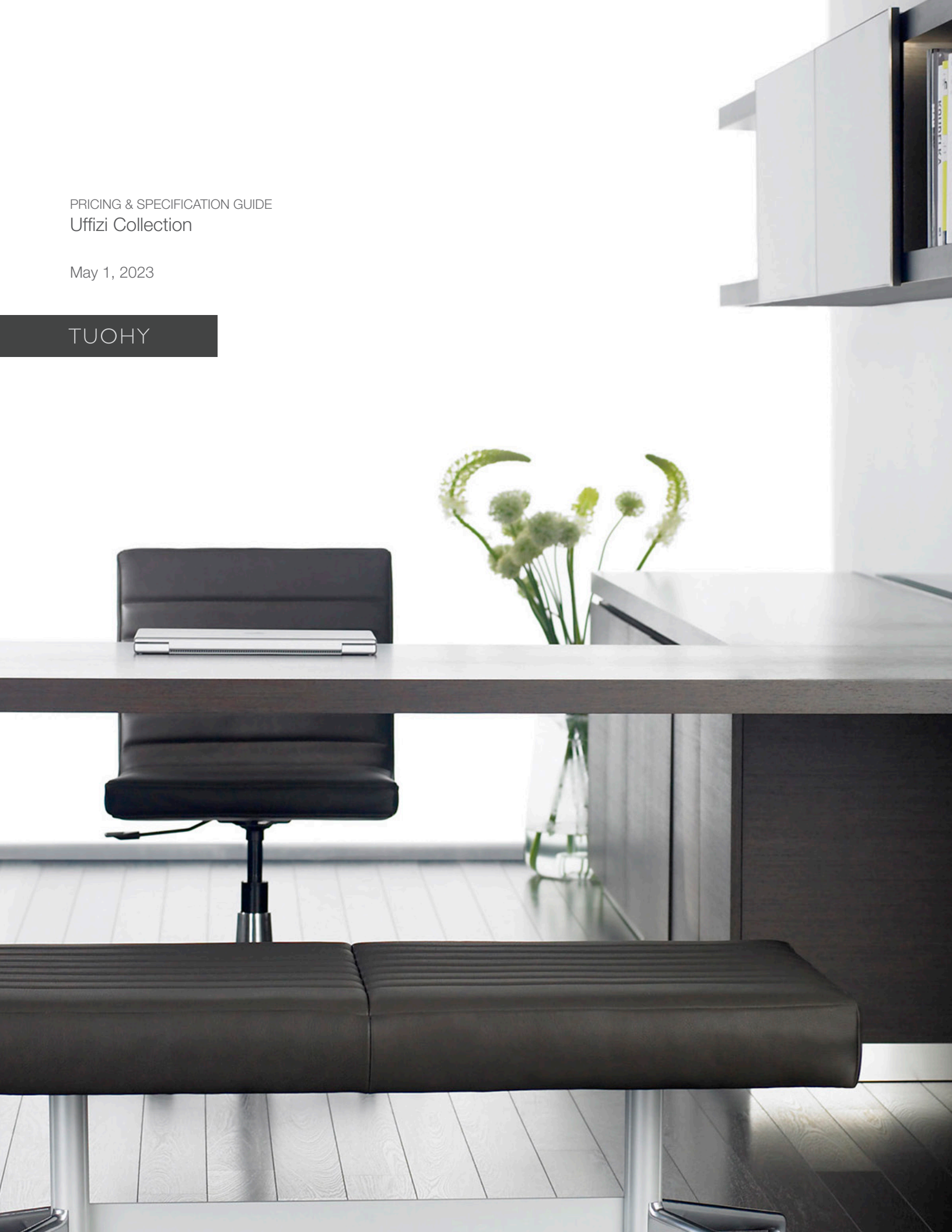
+ Options:

- For shrouds over legs specify Option SH; add \$ 762.
- For shrouds and modesty specify Option SHM; add \$762 PLUS cost of modesty from above.
- Inquire with Customer Service regarding alternate leg color options (White or Silver).

PRICING & SPECIFICATION GUIDE
Uffizi Collection

May 1, 2023

TUOHY



Casegoods: **Uffizi**

Design by: Archinet

Drawer Layouts	AU3
Introduction	AU4
Tables	AU6
Desks	AU7
Runoffs	AU8
Bridges	AU11
Credenza Tops	AU12
Credenza Shells	AU13
Pencil-Stop Trim	AU14
T-Panels	AU15
Modesty Panels	AU15
Pedestals, Mobile	AU16
Pedestals, Modular	AU17
File Storage	AU18
Wall Hutches	AU19
Task Lighting	AU22
Ambient Lighting	AU22
End Panels	AU22
Back Panels/Full Height	AU23
Back Panels 54	AU24
Back Panels 72	AU26
Back Panels 85	AU28
Back Panel Accessories	AU30
Hutches	AU30
Hutch Back Panels	AU33
Towers	AU34
Adjustable Height	AU36



Drawer Layouts: Plan View

Slides: Side-Mount

Mobile 24d & 30d
Drawers 20.1d

Pedestal Units 24d & 30d
Drawers 20.1d

Pedestal Units 30d & 36d
Drawers 16d

18w

18w

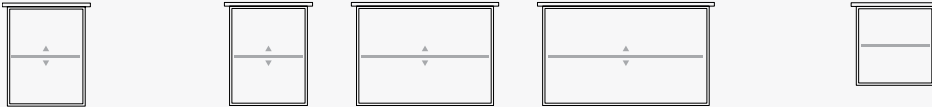
30w

36w

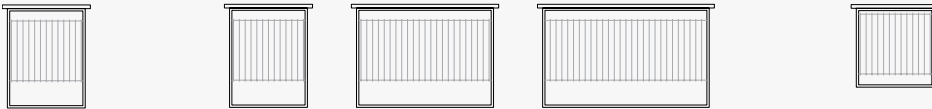
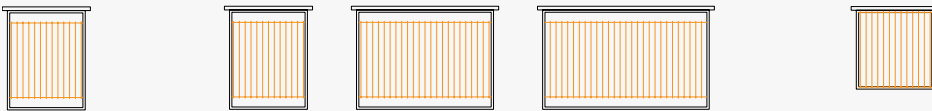
18w

Adjustable Height Desk

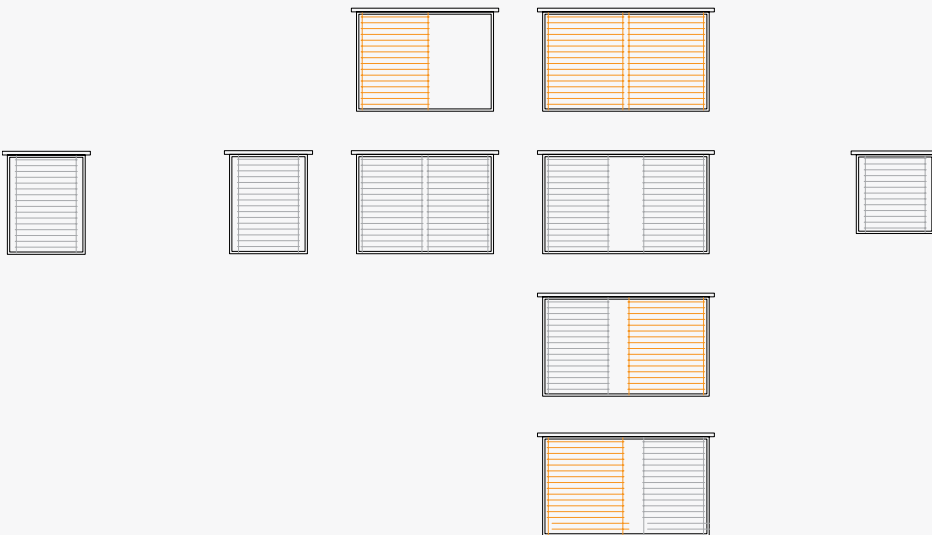
Box Drawer w Movable Divider



Lateral Filing



Front-to-Back Filing



Drawer Construction

A fine point for a quality casegood product is the inner drawer construction. Each TUOHY casegood offers you uncompromised excellence in this area as well. Drawer boxes are constructed with dovetail joinery for maximum durability. The drawer face is mounted separately to this box (i.e., five-sided construction) to maintain integrity.

Drawer bottoms are dadoed on all four sides. Slides for box drawers are rated at 100 pounds per drawer; slides for file drawers are rated at a heavy duty 150 pound load per drawer. All slides have progressive action.

Box drawers have a removable divider, adjustable when depicted (±). File drawers have suspension rods for filing laterally or front-to-back, as depicted. For Drawers for Lap Area, Drawer Pencil Tray, and Locks: See the Introduction/Terms-Options section of the Master Price List, page 12.

Design by: Archinet

Contemporary minimalist styling

Environmentally Responsible Product
Certified Wood Source
LEED points are available

Minimal pull hardware

Minimal drawer/door segmentation



Cabinet storage and clutter management
Printer/Technology Cabinet
Trash/Recycle Bins with Storage Drawer
Two-box/File

Fully segmented drawer pedestals are also available, but will have intermediate blade-pulls.



Versatility in overhead storage
Sliding doors
Hinged cabinet doors
Open shelving (open and closed)

Wood Finishes:

Wood1 woods and solid colors
Wood2 woods
Wood3 high gloss solid colors



Standard Materials

Material sample chips are available on each of the following. Please inquire about other colors and custom matching that are also available on many.

Back-Painted Glass: S.BLK Black, S.BWT White

Metal Finishes: MBN Brushed Nickel (and compatible finishes MSBN Satin Brushed Nickel and MRBAS Resin Satin Brushed Aluminum with Steel Tint).



Extended/Engineered open spans

Ambient up-lighting modules available (metal fascia).

Built-in LED task lighting option.

Enhanced personal message/display functionality and finishes.


	Shelf Slot	Magnet	Writable	Tackable
Glass	Yes	Yes	Yes	No
Wood	Yes	Yes	No	No
Metal	Yes	Yes	No	No

Note: Shelf slots and magnetic features are options.

Back panels available with or without shelf slots. Shelves may be metal blades or 2-in wood.

Pencil and document stop strip (metal).

Integrated wire management slots and pathways concealed along rear perimeter.



Other Materials--

- Work Surfaces:
- Natural Stone
- Quartz
- Solid Surfaces
- Woods

Metal Finish Usage Note:

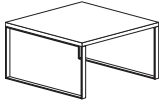
Applies to back panel option, back panel trim, ambient lighting fascia, toeboards, pulls, magnets, accessory shelves.



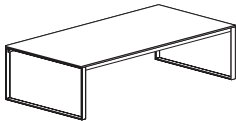
Tables, Metal Legs



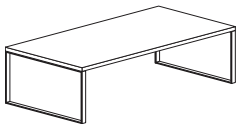
	Product No.	List \$	Product No.	List \$
Round Top	diam	29.5h	2-in Top	
Table/Metal 36 diam	36		CAAAB.36	7505
Table/Metal 42 diam	42		CAAAB.42	7756
• Table/Metal 48 diam	48		CAAAB.48	8015



	Product No.	List \$	Product No.	List \$	
Square Top	w	d	29.5h	2-in Top	
Table/Metal 36 sq	36	36		CABAB.36	7607
• Table/Metal 42 sq	42	42		CABAB.42	7915
Table/Metal 48 sq	48	48		CABAB.48	8185



	Product No.	List \$	Product No.	List \$	
Rectangular Top	w	d	29.5h	2-in Top	
Table/Metal 60x24	60	24		CACAB.6024	7539
Table/Metal 60x30	60	30		CACAB.6030	7823
Table/Metal 60x36	60	36		CACAB.6036	8100
Table/Metal 66x30	66	30		CACAB.6630	7940
Table/Metal 66x36	66	36		CACAB.6636	8223
Table/Metal 72x30	72	30		CACAB.7230	8031
Table/Metal 72x36	72	36		CACAB.7236	8312
Table/Metal 78x30	78	30		CACAB.7830	8944
Table/Metal 78x36	78	36		CACAB.7836	9232
• Table/Metal 84x42	84	42		CACAB.8442	9600
Table/Metal 84x48	84	48		CACAB.8448	10169
Table/Metal 90x42	90	42		CACAB.9042	9766

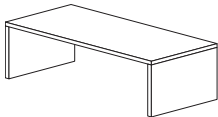


Metal leg finish is MRBAS Resin Brushed Aluminum with Steel Tint.

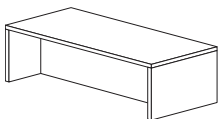
+ Options:

For owner-supplied stone tops (template provided), specify Option ST; max. size 84-in, 36-in on round tops. Solid surface tops are available from TUOHY on a project basis; inquire for pricing and ordering information.

Tables/Panel Base



	Product No.	List \$	Product No.	List \$	
Panel Base	w	d	29.5h	Open Kneespace	w/ Modesty
Table/Panel 60x30	60	30		CACBB.6030 5526	CACCB.6030 4414
Table/Panel 60x36	60	36		CACBB.6036 5859	CACCB.6036 4623
Table/Panel 66x30	66	30		CACBB.6630 5643	CACCB.6630 4530
Table/Panel 66x36	66	36		CACBB.6636 5983	CACCB.6636 4729
Table/Panel 72x30	72	30		CACBB.7230 6124	CACCB.7230 4675
Table/Panel 72x36	72	36		CACBB.7236 6466	CACCB.7236 4899
Table/Panel 78x36	78	36		CACBB.7836 6647	CACCB.7836 5012
• Table/Panel 84x36	84	36		CACBB.8436 7029	CACCB.8436 5207
Table/Panel 84x42	84	42		CACBB.8442 7391	CACCB.8442 5494
Table/Panel 90x36	90	36		CACBB.9036 7040	CACCB.9036 5341
Table/Panel 90x42	90	42		CACBB.9042 7326	CACCB.9042 5667
Table/Panel 96x36	96	36		CACBB.9636 7098	CACCB.9636 5714
Table/Panel 96x42	96	42		CACBB.9642 7403	CACCB.9642 6106



! Notes:

Prices shown are for Wood1 finishes. See also the Credenza listing for 24-in deep units.

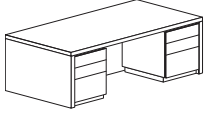
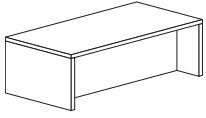
+ Options (units w/ Modesty):

Modesty panels are located on-center. To locate 6-in from front, change the 4th digit to D. For owner-supplied stone tops (templates provided), specify Option ST; maximum open span is 84-in. Solid surface tops are available from TUOHY on a project basis; inquire for pricing and ordering information.



	Product No.	List \$
For Aligning to Extended Peds	1w 2.6d 26.8h	Wood1 Finishes
Extension Strip	CAF	187

Desks, Double Pedestal



Rectangular Top [↪]	w	d	29.5h	2-in Top/Verticals	Product No.	List \$
Desk 66x30	66	30			CCA?B.6630	8542
Desk 66x36	66	36			CCA?B.6636	9320
Desk 72x30	72	30			CCA?B.7230	8644
• Desk 72x36	72	36			CCA?B.7236	9446
Desk 78x30	78	30			CCA?B.7830	8784
Desk 78x36	78	36			CCA?B.7836	9564

! Notes:

Metal toeboard finish is MSBN Satin Brushed Nickel (~MBN).
 Drawer pedestals have continuously-shaped edges for pull detailing.
 The visitor's side has a continuous, recessed knee panel; drawer pedestals are 24-in deep.

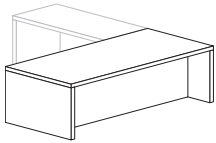
+ Options:

For owner-supplied stone tops (templates provided), specify Option ST.
 Face Locks are included on all pedestals. For no locks, specify Option NL.
 Solid surface tops are available from TUOHY on a project basis; inquire for pricing and ordering information.

? Specify configuration (user's left-right) by modifying the Product Number:

For 2BF-2BF, change the 4th digit from ? to A.
 For 2F-2F, change the 4th digit from ? to B.
 For 2BF-2F, change the 4th digit from ? to C.
 For 2F-2BF, change the 4th digit from ? to D.

Desks, Single Pedestal



Rectangular Top [↪]	w	d	29.5h	2-in Top/Ends	Product No.	List \$
Desk1 66x30	66	30			CCA?B.6630	7834
Desk1 66x36	66	36			CCA?B.6636	8562
Desk1 72x30	72	30			CCA?B.7230	7939
Desk1 72x36	72	36			CCA?B.7236	8613
• Desk1 78x30	78	30			CCA?B.7830	8026
Desk1 78x36	78	36			CCA?B.7836	8703

! Notes:

Metal toeboard finish is MSBN Satin Brushed Nickel (~MBN).
 Drawer pedestals have continuously-shaped edges for pull detailing.
 The visitor's side has a continuous, recessed knee panel; drawer pedestals are 24-in deep.

+ Options:

For owner-supplied stone tops (templates provided), specify Option ST.
 Face Locks are included on all pedestals. For no locks, specify Option NL.
 Solid surface tops are available from TUOHY on a project basis; inquire for pricing and ordering information.

? Specify configuration (user's left-right) by modifying the Product Number:

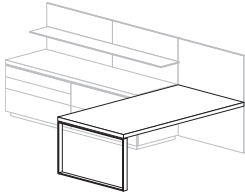
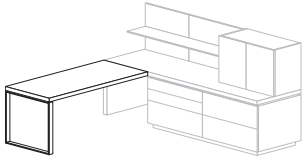
For LBase-2BF, change the 4th digit from ? to E.
 For LBase-2F, change the 4th digit from ? to F.
 For 2BF-LBase, change the 4th digit from ? to G.
 For 2F-LBase, change the 4th digit from ? to H.

Specify: Product Number
 Quantity
 Tagging
 Wood Finish
 Hardware Finish

• Denotes Item is illustrated.
[↪] Includes locks.
[‡] Requires field sub-assembly.

Prices listed in Wood1 Finishes.

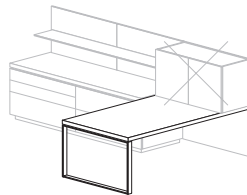
Runoffs with Metal Leg



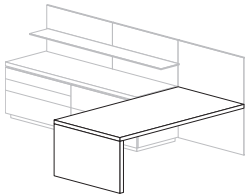
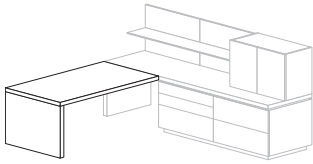
		Product No.	List \$	Product No.	List \$
24d	w 24d 29.5h	Top Connection		Back Panel Connection	
Runoff-Leg24: 42	42	CDAB.4224	5145	CDEB.4224	5174
Runoff-Leg24: 48	48	CDAB.4824	5180	CDEB.4824	5207
• Runoff-Leg24: 54	54	CDAB.5424	5220	CDEB.5424	5248
Runoff-Leg24: 60	60	CDAB.6024	5290	CDEB.6024	5316
Runoff-Leg24: 66	66	CDAB.6624	5350	CDEB.6624	5378
Runoff-Leg24: 72	72	CDAB.7224	5377	CDEB.7224	5406
Runoff-Leg24: 78	78	CDAB.7824	5834	CDEB.7824	5862
Runoff-Leg24: 84	84	CDAB.8424	6300	CDEB.8424	6327
30d	w 30d 29.5h	Top Connection		Back Panel Connection	
Runoff-Leg30: 42	42	CDAB.4230	5309	CDEB.4230	5337
Runoff-Leg30: 48	48	CDAB.4830	5341	CDEB.4830	5369
Runoff-Leg30: 54	54	CDAB.5430	5379	CDEB.5430	5409
Runoff-Leg30: 60	60	CDAB.6030	5451	CDEB.6030	5479
Runoff-Leg30: 66	66	CDAB.6630	5515	CDEB.6630	5538
Runoff-Leg30: 72	72	CDAB.7230	5535	CDEB.7230	5566
Runoff-Leg30: 78	78	CDAB.7830	5994	CDEB.7830	6025
36d	w 36d 29.5h	Top Connection		Back Panel Connection	
Runoff-Leg36: 42	42	CDAB.4236	5466	CDEB.4236	5490
Runoff-Leg36: 48	48	CDAB.4836	5496	CDEB.4836	5525
Runoff-Leg36: 54	54	CDAB.5436	5534	CDEB.5436	5564
Runoff-Leg36: 60	60	CDAB.6036	5606	CDEB.6036	5635
• Runoff-Leg36: 66	66	CDAB.6636	5665	CDEB.6636	5696
Runoff-Leg36: 72	72	CDAB.7236	5693	CDEB.7236	5716
Runoff-Leg36: 78	78	CDAB.7836	6152	CDEB.7836	6176

! Notes:

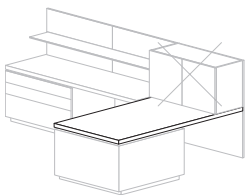
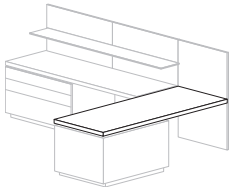
- Metal leg finish is MRBAS Resin Brushed Aluminum with Steel Tint.
- Maximum open span (without pedestals) is 84 inches.
- Back Panel Connections are to non-glass panels only and are not load-bearing; do not add hutches directly.



Runoff Shells



Runoff Tops Only



24d	w	24d	29.5h	Product No.	List \$	Product No.	List \$
				Top Connection		Back Panel Connection	
Runoff-Shell24: 42	42			CDBB.4224	4015	CDFB.4224	4043
Runoff-Shell24: 48	48			CDBB.4824	4047	CDFB.4824	4075
Runoff-Shell24: 54	54			CDBB.5424	4085	CDFB.5424	4114
Runoff-Shell24: 60	60			CDBB.6024	4163	CDFB.6024	4193
Runoff-Shell24: 66	66			CDBB.6624	4216	CDFB.6624	4245
Runoff-Shell24: 72	72			CDBB.7224	4244	CDFB.7224	4269
Runoff-Shell24: 78	78			CDBB.7824	4703	CDFB.7824	4728
Runoff-Shell24: 84	84			CDBB.8424	5170	CDFB.8424	5195

30d	w	30d	29.5h	Product No.	List \$	Product No.	List \$
				Top Connection		Back Panel Connection	
Runoff-Shell30: 42	42			CDBB.4230	4186	CDFB.4230	4214
Runoff-Shell30: 48	48			CDBB.4830	4217	CDFB.4830	4246
• Runoff-Shell30: 54	54			CDBB.5430	4258	CDFB.5430	4286
Runoff-Shell30: 60	60			CDBB.6030	4334	CDFB.6030	4364
Runoff-Shell30: 66	66			CDBB.6630	4387	CDFB.6630	4414
Runoff-Shell30: 72	72			CDBB.7230	4412	CDFB.7230	4440
Runoff-Shell30: 78	78			CDBB.7830	4871	CDFB.7830	4900

36d	w	36d	29.5h	Product No.	List \$	Product No.	List \$
				Top Connection		Back Panel Connection	
Runoff-Shell36: 42	42			CDBB.4236	4368	CDFB.4236	4397
Runoff-Shell36: 48	48			CDBB.4836	4402	CDFB.4836	4431
Runoff-Shell36: 54	54			CDBB.5436	4440	CDFB.5436	4470
Runoff-Shell36: 60	60			CDBB.6036	4521	CDFB.6036	4543
• Runoff-Shell36: 66	66			CDBB.6636	4572	CDFB.6636	4599
Runoff-Shell36: 72	72			CDBB.7236	4597	CDFB.7236	4627
Runoff-Shell36: 78	78			CDBB.7836	5056	CDFB.7836	5085

24d	w	24d	29.5h	Product No.	List \$	Product No.	List \$
				Top Connection		Back Panel Connection	
Runoff-Top24: 42	42			CDGB.4224	1748	CDHB.4224	1779
Runoff-Top24: 48	48			CDGB.4824	1801	CDHB.4824	1830
Runoff-Top24: 54	54			CDGB.5424	1852	CDHB.5424	1882
Runoff-Top24: 60	60			CDGB.6024	1898	CDHB.6024	1926
• Runoff-Top24: 66	66			CDGB.6624	1949	CDHB.6624	1975
Runoff-Top24: 72	72			CDGB.7224	1996	CDHB.7224	2021
Runoff-Top24: 78	78			CDGB.7824	2044	CDHB.7824	2073
Runoff-Top24: 84	84			CDGB.8424	2092	CDHB.8424	2120

30d	w	30d	29.5h	Product No.	List \$	Product No.	List \$
				Top Connection		Back Panel Connection	
Runoff-Top30: 42	42			CDGB.4230	1830	CDHB.4230	1856
Runoff-Top30: 48	48			CDGB.4830	1891	CDHB.4830	1919
Runoff-Top30: 54	54			CDGB.5430	1952	CDHB.5430	1979
Runoff-Top30: 60	60			CDGB.6030	2014	CDHB.6030	2039
Runoff-Top30: 66	66			CDGB.6630	2071	CDHB.6630	2099
Runoff-Top30: 72	72			CDGB.7230	2129	CDHB.7230	2159
Runoff-Top30: 78	78			CDGB.7830	2191	CDHB.7830	2217

36d	w	36d	29.5h	Product No.	List \$	Product No.	List \$
				Top Connection		Back Panel Connection	
Runoff-Top36: 42	42			CDGB.4236	1908	CDHB.4236	1934
Runoff-Top36: 48	48			CDGB.4836	1979	CDHB.4836	2010
Runoff-Top36: 54	54			CDGB.5436	2056	CDHB.5436	2081
Runoff-Top36: 60	60			CDGB.6036	2122	CDHB.6036	2150
Runoff-Top36: 66	66			CDGB.6636	2193	CDHB.6636	2223
Runoff-Top36: 72	72			CDGB.7236	2262	CDHB.7236	2293
Runoff-Top36: 78	78			CDGB.7836	2336	CDHB.7836	2365

! Notes (All listings this page):

Maximum open span (without pedestals) is 84 inches.

- Back Panel Connections are to non-glass panels only and are not load-bearing; do not add hutches directly.

+ Options (All listings this page):

For owner-supplied stone tops (templates provided), specify Option ST.

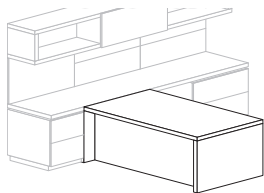
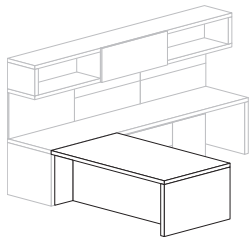
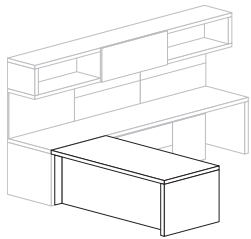
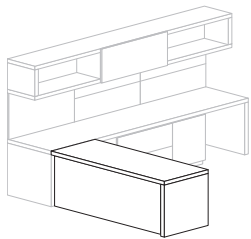
Solid surface tops are available from TUOHY on a project basis; inquire for pricing and ordering information.

Specify: Product Number
Quantity
Tagging
Wood Finish
Hardware Finish

- Denotes Item is illustrated.
- ~ Includes locks.
- ‡ Requires field sub-assembly.

Prices listed in Wood1 Finishes.

Runoffs with Modesty Panel



			Product No.	List \$
24d	w	24d 29.5h	2-in Top/End	
Runoff24: LH 42	42		CDC?B.4224	4801
Runoff24: LH 48	48		CDC?B.4824	4898
Runoff24: LH 54	54		CDC?B.5424	4949
• Runoff24: LH 60	60		CDC?B.6024	5047
Runoff24: LH 66	66		CDC?B.6624	5144
Runoff24: LH 72	72		CDC?B.7224	5243
Runoff24: RH 42	42		CDD?B.4224	4801
Runoff24: RH 48	48		CDD?B.4824	4898
Runoff24: RH 54	54		CDD?B.5424	4949
Runoff24: RH 60	60		CDD?B.6024	5047
Runoff24: RH 66	66		CDD?B.6624	5144
Runoff24: RH 72	72		CDD?B.7224	5243

			Product No.	List \$
30d	w	30d 29.5h	2-in Top/End	
Runoff30: LH 48	48		CDC?B.4830	5142
Runoff30: LH 54	54		CDC?B.5430	5233
Runoff30: LH 60	60		CDC?B.6030	5325
Runoff30: LH 66	66		CDC?B.6630	5421
Runoff30: LH 72	72		CDC?B.7230	5521
Runoff30: RH 48	48		CDD?B.4830	5142
Runoff30: RH 54	54		CDD?B.5430	5233
Runoff30: RH 60	60		CDD?B.6030	5325
Runoff30: RH 66	66		CDD?B.6630	5421
Runoff30: RH 72	72		CDD?B.7230	5521

			Product No.	List \$
36d	w	36d 29.5h	2-in Top/End	
Runoff36: LH 48	48		CDC?B.4836	5996
Runoff36: LH 54	54		CDC?B.5436	6095
• Runoff36: LH 60	60		CDC?B.6036	6189
Runoff36: LH 66	66		CDC?B.6636	6283
Runoff36: LH 72	72		CDC?B.7236	6382
Runoff36: RH 48	48		CDD?B.4836	5996
Runoff36: RH 54	54		CDD?B.5436	6095
Runoff36: RH 60	60		CDD?B.6036	6189
Runoff36: RH 66	66		CDD?B.6636	6283
Runoff36: RH 72	72		CDD?B.7236	6382

! Notes:

- Metal toeboard finish is MSBN Satin Brushed Nickel (~MBN).
- Drawer pedestals are 24-in deep and have continuously-shaped edges for pull detailing.
- Maximum open span under tops is 66-in; use bases/pedestals accordingly.

+ Options:

- For owner-supplied stone tops (templates provided), specify Option ST.
- Face Locks are included on all pedestals. For no locks, specify Option NL.
- Solid surface tops are available from TUOHY on a project basis; inquire for pricing and ordering information.

? Specify configuration (user's left-right) by modifying the Product Number:

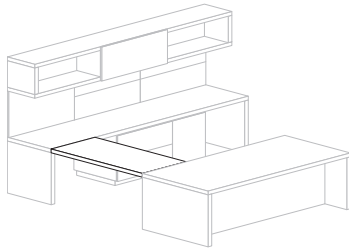
- For End Panel Base, change the 4th digit from ? to E.
- For 2F, change the 4th digit from ? to F.
- For 2BF, change the 4th digit from ? to G.
- For attachment in-line in a credenza run (as shown at left), change the 5th digit from B to C.

Specify: Product Number
Quantity
Tagging
Wood Finish
Hardware Finish

- Denotes Item is illustrated.
- ~ Includes locks.
- ‡ Requires field sub-assembly.

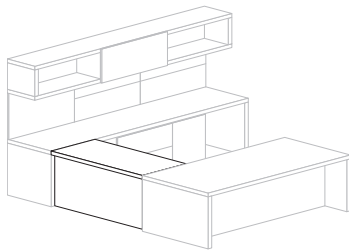
Prices listed in Wood1 Finishes.

Bridges, Top Only



	18d ‡	w	18d	29.5h	2-in Top	Product No.	List \$
Bridge18Top: 36	36					CEAB.3618	1512
Bridge18Top: 42	42					CEAB.4218	1513
Bridge18Top: 48	48					CEAB.4818	1612
	24d ‡	w	24d	29.5h	2-in Top		
Bridge24Top: 36	36					CEAB.3624	1625
Bridge24Top: 42	42					CEAB.4224	1626
• Bridge24Top: 48	48					CEAB.4824	1724

Bridges, Fixed Modesty Panel



	18d ‡	w	18d	29.5h	2-in Top	Product No.	List \$
Bridge18: 36	36					CEBB.3618	2388
Bridge18: 42	42					CEBB.4218	2542
Bridge18: 48	48					CEBB.4818	2686
	24d ‡	w	24d	29.5h	2-in Top		
Bridge24: 36	36					CEBB.3624	2501
Bridge24: 42	42					CEBB.4224	2654
• Bridge24: 48	48					CEBB.4824	2798

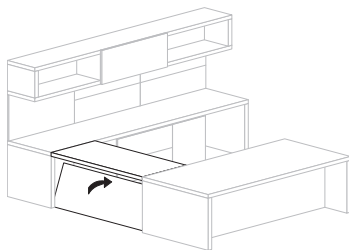
! Notes:

Finished modesty back panel.
Modesty panel is designed to screw to two end panels.

+ Options:

For owner-supplied stone tops (templates provided), specify Option ST.
Solid surface tops are available from TUOHY on a project basis; inquire for pricing and ordering information.

Bridges, Removable Access Panel



	18d ‡	w	18d	29.5h	2-in Top	Product No.	List \$
Bridge18/Access: 36	36					CECB.3618	2501
Bridge18/Access: 42	42					CECB.4218	2578
• Bridge18/Access: 48	48					CECB.4818	2682
Bridge18/Access: 54	54					CECB.5418	2762
	24d ‡	w	24d	29.5h	2-in Top		
Bridge24/Access: 36	36					CECB.3624	2611
Bridge24/Access: 42	42					CECB.4224	2693
Bridge24/Access: 48	48					CECB.4824	2794
Bridge24/Access: 54	54					CECB.5424	2875

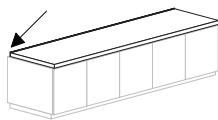
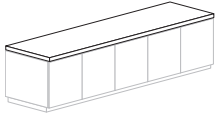
! Notes:

Unfinished back on access panel.
Access panels leave a 2.5-in gap under the top for wire management.
Access panels sits out from the wall 3-inches and is attached with Velcro to two spacers.
Spacers are designed to screw between two end panels.

+ Options:

For owner-supplied stone tops (templates provided), specify Option ST.
Solid surface tops are available from TUOHY on a project basis; inquire for pricing and ordering information.

Credenza Tops



				Product No.	List \$
Top Only	w	24d	29.5h (installed)	2-in Top	
CredenzaTop24: 18	18			CFCB.1824	1476
CredenzaTop24: 30	30			CFCB.3024	1574
CredenzaTop24: 36	36			CFCB.3624	1625
CredenzaTop24: 48	48			CFCB.4824	1722
CredenzaTop24: 54	54			CFCB.5424	1771
CredenzaTop24: 60	60			CFCB.6024	1825
CredenzaTop24: 66	66			CFCB.6624	1866
CredenzaTop24: 72	72			CFCB.7224	1917
CredenzaTop24: 78	78			CFCB.7824	1962
CredenzaTop24: 84	84			CFCB.8424	2015
• CredenzaTop24: 90	90			CFCB.9024	2064
CredenzaTop24: 108	108			CFCB.10824	2189
CredenzaTop24: 120	120			CFCB.12024	2322
Top+Cord Slot+Stop	w	24d	29.5h (installed)	2-in Top with Stop	
CredenzaTop24X: 18	18			CFDB.1824	1713
CredenzaTop24X: 30	30			CFDB.3024	1868
CredenzaTop24X: 36	36			CFDB.3624	1952
CredenzaTop24X: 48	48			CFDB.4824	2082
CredenzaTop24X: 54	54			CFDB.5424	2165
CredenzaTop24X: 60	60			CFDB.6024	2247
CredenzaTop24X: 66	66			CFDB.6624	2328
CredenzaTop24X: 72	72			CFDB.7224	2412
CredenzaTop24X: 78	78			CFDB.7824	2486
CredenzaTop24X: 84	84			CFDB.8424	2571
CredenzaTop24X: 90	90			CFDB.9024	2654
CredenzaTop24X: 108	108			CFDB.10824	2812
CredenzaTop24X: 120	120			CFDB.12024	2978

! Notes:

Cord Slots allow for continuous wire management behind the top and include a pencil stop.

This listing is of Credenza Tops only.

Maximum open span under Credenza Tops is 54-in; use bases/pedestals accordingly.

Pencil Stop finish is MRBAS Resin Brushed Aluminum with Steel Tint.

+ Options:

For owner-supplied stone tops (templates provided), specify Option ST.

Solid surface tops are available from TUOHY on a project basis; inquire for pricing and ordering information.

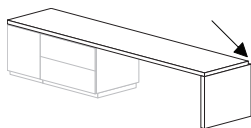
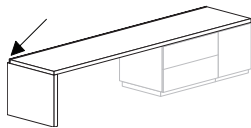
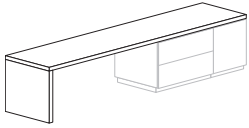
To modify a Top with Pencil Stop to accept Hutches, specify Option PS and the hutch width and location.

Specify: Product Number
Quantity
Tagging
Wood Finish
Hardware Finish

- Denotes Item is illustrated.
- ¬ Includes locks.
- ‡ Requires field sub-assembly.

Prices listed in Wood1 Finishes.

Credenza Shells



	w	24d	29.5h	Product No.	List \$
Single End Panel—Flush				2-in Top/End	
CredenzaTop/Panel24: 30	30			CFEB.3024	3196
CredenzaTop/Panel24: 36	36			CFEB.3624	3220
CredenzaTop/Panel24: 48	48			CFEB.4824	3316
CredenzaTop/Panel24: 54	54			CFEB.5424	3361
CredenzaTop/Panel24: 60	60			CFEB.6024	3451
CredenzaTop/Panel24: 66	66			CFEB.6624	3510
CredenzaTop/Panel24: 72	72			CFEB.7224	3554
CredenzaTop/Panel24: 78	78			CFEB.7824	4018
CredenzaTop/Panel24: 84	84			CFEB.8424	4494
CredenzaTop/Panel24: 90	90			CFEB.9024	4587
CredenzaTop/Panel24: 108	108			CFEB.10824	5229
CredenzaTop/Panel24: 120	120			CFEB.12024	5647

	w	26.6d	29.5h	Product No.	List \$
Single End Panel—LH Extended				2-in Top/End with Stop	
CredenzaTop/Panel24XL: 30	30			CFGB.3024	3642
CredenzaTop/Panel24XL: 36	36			CFGB.3624	3695
CredenzaTop/Panel24XL: 48	48			CFGB.4824	3824
CredenzaTop/Panel24XL: 54	54			CFGB.5424	3908
CredenzaTop/Panel24XL: 60	60			CFGB.6024	4027
CredenzaTop/Panel24XL: 66	66			CFGB.6624	4119
CredenzaTop/Panel24XL: 72	72			CFGB.7224	4195
CredenzaTop/Panel24XL: 78	78			CFGB.7824	4694
CredenzaTop/Panel24XL: 84	84			CFGB.8424	5203
CredenzaTop/Panel24XL: 90	90			CFGB.9024	5330
CredenzaTop/Panel24XL: 108	108			CFGB.10824	6002
CredenzaTop/Panel24XL: 120	120			CFGB.12024	6451

	w	26.6d	29.5h	Product No.	List \$
Single End Panel—RH Extended				2-in Top/End with Stop	
CredenzaTop/Panel24XR: 30	30			CFHB.3024	3642
CredenzaTop/Panel24XR: 36	36			CFHB.3624	3695
CredenzaTop/Panel24XR: 48	48			CFHB.4824	3824
CredenzaTop/Panel24XR: 54	54			CFHB.5424	3908
CredenzaTop/Panel24XR: 60	60			CFHB.6024	4027
CredenzaTop/Panel24XR: 66	66			CFHB.6624	4119
CredenzaTop/Panel24XR: 72	72			CFHB.7224	4195
CredenzaTop/Panel24XR: 78	78			CFHB.7824	4694
CredenzaTop/Panel24XR: 84	84			CFHB.8424	5203
CredenzaTop/Panel24XR: 90	90			CFHB.9024	5330
CredenzaTop/Panel24XR: 108	108			CFHB.10824	6002
CredenzaTop/Panel24XR: 120	120			CFHB.12024	6451

! Notes:

- Credenza Shell tops are reinforced, enabling greater open spans below.
- Max. open span under Credenza Shell tops is 96-in; use bases/pedestals accordingly.
- Extended units allow for continuous wire management on the rear edge and include a pencil stop.
- Pencil Stop finish is MRBAS Resin Brushed Aluminum with Steel Tint.

+ Options/Parametrics:

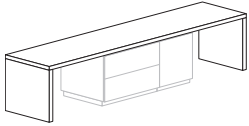
- For owner-supplied stone tops (templates provided), specify Option ST.
- Solid surface tops are available from TUOHY on a project basis; inquire for pricing and ordering information.
- To modify a Top with Pencil Stop to accept Hutches, specify Option PS and the hutch width and location.

Specify: Product Number
Quantity
Tagging
Wood Finish
Hardware Finish

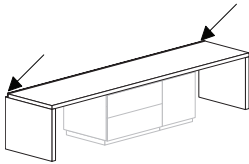
- Denotes Item is illustrated.
- ~ Includes locks.
- ‡ Requires field sub-assembly.

Prices listed in Wood1 Finishes.

Credenza Shells (cont.)



	w	24d	29.5h	Product No.	List \$
Double End Panels—Flush				2-in Top/Ends	
CredenzaTop/DbIPanel24: 30	30			CFFB.3024	3900
CredenzaTop/DbIPanel24: 36	36			CFFB.3624	3914
CredenzaTop/DbIPanel24: 48	48			CFFB.4824	4013
CredenzaTop/DbIPanel24: 54	54			CFFB.5424	4059
CredenzaTop/DbIPanel24: 60	60			CFFB.6024	4145
CredenzaTop/DbIPanel24: 66	66			CFFB.6624	4207
CredenzaTop/DbIPanel24: 72	72			CFFB.7224	4251
CredenzaTop/DbIPanel24: 78	78			CFFB.7824	4719
CredenzaTop/DbIPanel24: 84	84			CFFB.8424	5190
CredenzaTop/DbIPanel24: 90	90			CFFB.9024	5285
CredenzaTop/DbIPanel24: 108	108			CFFB.10824	5929
CredenzaTop/DbIPanel24: 120	120			CFFB.12024	6343



	w	26.6d	29.5h	Product No.	List \$
Double End Panels—Extended				2-in Top/Ends w Stop	
CredenzaTop/DbIPanel24X: 30	30			CFJB.3024	4581
CredenzaTop/DbIPanel24X: 36	36			CFJB.3624	4629
CredenzaTop/DbIPanel24X: 48	48			CFJB.4824	4760
CredenzaTop/DbIPanel24X: 54	54			CFJB.5424	4845
CredenzaTop/DbIPanel24X: 60	60			CFJB.6024	4959
CredenzaTop/DbIPanel24X: 66	66			CFJB.6624	5055
CredenzaTop/DbIPanel24X: 72	72			CFJB.7224	5129
CredenzaTop/DbIPanel24X: 78	78			CFJB.7824	5629
CredenzaTop/DbIPanel24X: 84	84			CFJB.8424	6135
CredenzaTop/DbIPanel24X: 90	90			CFJB.9024	6262
CredenzaTop/DbIPanel24X: 108	108			CFJB.10824	6935
CredenzaTop/DbIPanel24X: 120	120			CFJB.12024	7385

! Notes:

Pencil stop finish is MRBAS Resin Brushed Aluminum with Steel Tint (~MBN).

Max. open span under Credenza Shell tops is 96-in; use bases/pedestals accordingly.

Extended units allow for continuous wire management on the rear edge and include a pencil stop.

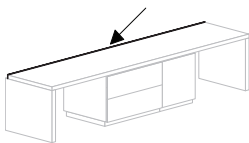
+ Options/Parametrics:

To modify a Top with Pencil Stop to accept Hutches, specify Option PS and the hutch width and location.

For owner-supplied stone tops (templates provided), specify Option ST.

Solid surface tops are available from TUOHY on a project basis; inquire for pricing and ordering information.

Pencil-Stop Trim



Mounts to any work surface ‡	w	.3d	1h	Product No.	List \$
				Stop for 2-in Top	
Pencil-Stop 30	30			CFPB-30	296
Pencil-Stop 36	36			CFPB-36	329
Pencil-Stop 48	48			CFPB-48	360
Pencil-Stop 54	54			CFPB-54	395
Pencil-Stop 60	60			CFPB-60	425
Pencil-Stop 66	66			CFPB-66	460
Pencil-Stop 72	72			CFPB-72	495
Pencil-Stop 78	78			CFPB-78	526
Pencil-Stop 84	84			CFPB-84	558
Pencil-Stop 90	90			CFPB-90	591
Pencil-Stop 108	108			CFPB-108	622
Pencil-Stop 120	120			CFPB-120	655

! Notes:

Widths over 90-in are in two sections.

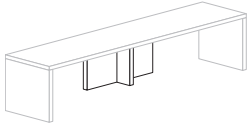
Finish is MRBAS Resin Brushed Aluminum with Steel Tint (~MBN).

Apply Pencil-Stop Trim only in top locations where full-height hutches will not be placed.

+ Options/Parametrics:

Widths: 18-120. Replace number codes with actual width dimension; use next larger std size for pricing.

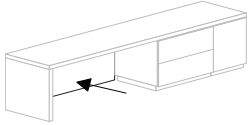
T-Panels



‡ 2-in Thick Panels	w	9d	27.5h	Product No.	List \$	Product No.	List \$
				Unfinished Back		Finished Back	
T-Panel 18x9	18			CGEUA.189	814	CGEFA.189	927
• T-Panel 36x9	36			CGEUA.369	935	CGEFA.369	1082

! Notes:
Use on 2-in tops over 96 inches.

Modesty Panels, Fixed

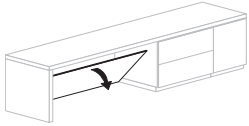


‡	w	1d	27.5h	Unfinished Back		Finished Back	
Modesty-Panel: 18	18			CHAU-18	616	CHAF-18	728
Modesty-Panel: 24	24			CHAU-24	654	CHAF-24	781
Modesty-Panel: 30	30			CHAU-30	691	CHAF-30	828
• Modesty-Panel: 36	36			CHAU-36	734	CHAF-36	882
Modesty-Panel: 42	42			CHAU-42	764	CHAF-42	927
Modesty-Panel: 48	48			CHAU-48	809	CHAF-48	983
Modesty-Panel: 54	54			CHAU-54	849	CHAF-54	1033
Modesty-Panel: 72	72			CHAU-72	965	CHAF-72	1159

! Notes:
Unit is exact width with two cleats for mounting to end panels or pedestals.

+ Options/Parametrics:
Widths: 6-72. Replace number codes with actual width dimension; use next larger std size for pricing.

Modesty Panels, Access/Removable



‡	w	3d	25h	Unfinished Back	
Modesty-Access: 18	18			CHBU-18	764
Modesty-Access: 24	24			CHBU-24	804
Modesty-Access: 30	30			CHBU-30	845
• Modesty-Access: 36	36			CHBU-36	879
Modesty-Access: 42	42			CHBU-42	923
Modesty-Access: 48	48			CHBU-48	964
Modesty-Access: 54	54			CHBU-54	998
Modesty-Access: 72	72			CHBU-72	1113

! Notes:
Unit is exact width with two, 3-in deep spacers for mounting to end panels or pedestals.
Panels are available with unfinished backs.
Clearance between work surface and panel is 2.5-in.

+ Options/Parametrics:
Widths: 6-72. Replace number codes with actual width dimension; use next larger std size for pricing.

Pedestals, Mobile

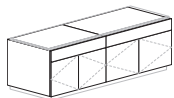
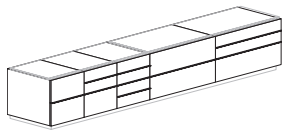
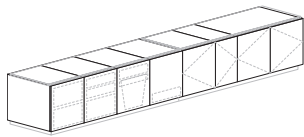
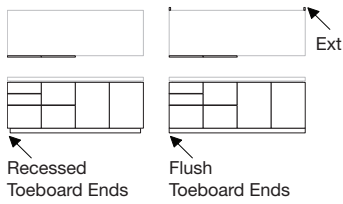


			Product No.	List \$
Mobile	18w	d 26.2h	Finished Back	
PedMobile24: 2BF 18		24	CJNF24	3061
PedMobile30: 2BF 18		30	CJNF30	3353

! Notes:

- Locks are included on all pedestals.
- Drawers are 0.5-in Birch with dovetailed corners, 20-in deep.
- Drawer bottoms are 0.25-in thick dadoed into drawer sides.
- Slides are ball bearing, full-extension.
- Box drawers have a drawer divider.
- File drawers include the Pendaflex® file hanging system.

Pedestals, Modular



	Product No.	List \$	Product No.	List \$
– w 24d* 27.5h	Unfinished Back		Finished Back	
Ped24 Flush: No Ext	CJBU24	403	CJBF24	403
Ped24 Flush: LH Ext	CJBUL24	448	n/a	
Ped24 Flush: RH Ext	CJBUR24	448	n/a	
Ped24 Flush: Dual Ext	CJBUD24	469	n/a	
Ped24 Recessed: No Ext	CJDU24	403	CJDF24	403
Ped24 Recessed: LH Ext	CJDUL24	448	n/a	
Ped24 Recessed: RH Ext	CJDUR24	448	n/a	
Ped24 Recessed: Dual Ext	CJDUD24	469	n/a	

		Configuration Code		
Shelving, Metal Shelves 12w	12	B	1113	1159
Shelving, Metal Shelves 18w	18	C	1442	1497
Shelving, Metal Shelves 30w	30	E	1937	2064
Shelving, Metal Shelves 36w	36	F	2169	2315
Full Front: 2 File 18w	18	G	2300	2354
Full Front: 2Box/File 18w	18	H	2333	2388
Full Front: Trash/Recycle 18w	18	L	2672	2730
Full Front: Utility Drawer 18w	18	M	2165	2223
Cabinet-LH 12w	12	N	1932	1979
Cabinet-LH 18w	18	P	2027	2082
Cabinet-RH 12w	12	R	1932	1979
Cabinet-RH 18w	18	S	2027	2082
Double Cabinet 30w	30	U	2288	2417
Double Cabinet 36w	36	V	2477	2625
2File 18w	18	W	2430	2484
2Box/File 18w	18	Y	2470	2522
4Box 18w	18	0	2553	2608
2LatFile 30w	30	2	3004	3131
2LatFile 36w	36	3	3347	3493
2LatBox/LatFile 30w	30	6	3310	3434
2LatBox/LatFile 36w	36	7	3649	3795
LatBox/DbiCab 30w	30	8	3122	3247
LatBox/DbiCab 36w	36	9	3457	3599

! Notes:

- Tops must be ordered separately; specify from the Credenza Tops section. Maximum is 120 inches.
- * 2.62-in end-panel extensions allow for cord path; overall pedestal depth increases to 26.62-in.
- Utility drawers include vents/cord-exits in the rear panel of units with Unfinished Back.
- Utility drawers have a usable interior space of 16w 15h 19d.
- Bases are listed in Flush and Recessed end formats and have an MSBN Satin Brushed Nickel finish (~MBN).
- Drawers are 0.5 Birch with dovetailed corners.
- Drawer bottoms are 0.25-in thick dadoed into drawer sides.
- Slides are ball bearing, full-extension.
- Box drawers include a divider; file drawers include the Pendaflex® file hanging system.

+ Options:

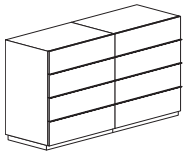
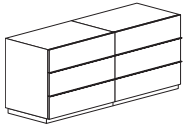
- Face Locks are included on all drawer and door pedestals. For no locks, specify Option NL.
- For ventilation cutout, specify Option VS; add \$444.

Specify: Product Number
Quantity
Tagging
Wood Finish
Hardware Finish

- Denotes Item is illustrated.
- Includes locks.
- ‡ Requires field sub-assembly.

Prices listed in Wood1 Finishes.

File Storage, Modular



			Product No.	List \$	Product No.	List \$
40h [⊖]	w	24d	40h	Unfinished Back	Finished Back	
File 40—Flush Toeboard Ends			CJFU24-	609	CJFF24-	609
• File 40—Recess Toeboard			CJHU24-	609	CJHF24-	609
				↑	↑	
3LatFile 30w	30		H	4431	H	4793
3LatFile 36w	36		J	4941	J	5339
52h [⊖]	w	24d	52h	Unfinished Back	Finished Back	
File 52—Flush Toeboard Ends			CJKU24-	749	CJKF24-	749
• File 52—Recess Toeboard			CJMU24-	749	CJMF24-	749
				↑	↑	
4LatFile 30w	30		K	5431	K	5794
4LatFile 36w	36		L	6055	L	6453

! Notes—for Pedestals on this page.

Tops must be ordered separately; specify from the Credenza Tops section. Maximum is 120 inches.

Face Locks are included on all pedestals. For no locks, specify Option NL.

Prices shown here regard Wood1 finishes; note surcharges for Wood2 finish.

File Storage 40h and 52h are shipped in logical 30 and 36-in modules. Runs up to 120 inches

have faces and back panels made from a single piece of veneer, for consistency of grain and color.

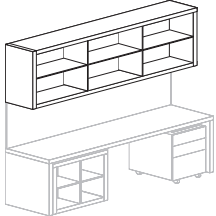
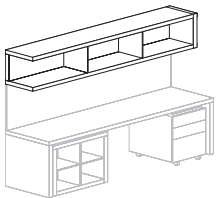
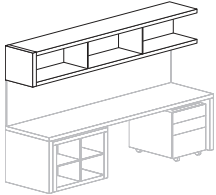
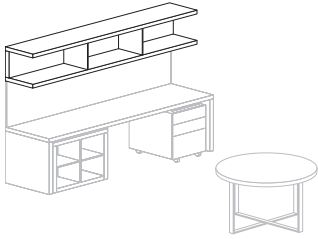
File Storage 40h and 52h must be secured on location to the wall; otherwise, specify Option AT below.

Metal toeboard finish is MSBN Satin Brushed Nickel (~MBN).

+ Options:

For Anti-Tilt Mechanisms, specify Option AT; add \$773.

Wall Hutches/Shelving



				Product No.	List \$
18h Open Ends					
WHutch: OpenEndShlvg1	72	w 15d	Shvs	Wood1 Finishes	
WHutch: OpenEndShlvg1 72	72		2	CMEFN.72	3764
• WHutch: OpenEndShlvg1 90	90		3	CMEFN.90	4479
31h Open Ends					
WHutch: OpenEndShlvg2	72	w 15d	Shvs	Wood1 Finishes	
WHutch: OpenEndShlvg2 72	72		4	CMEGN.72	4325
WHutch: OpenEndShlvg2 90	90		6	CMEGN.90	5038
18h Closed Left					
WHutch: ClosedLeftShlvg1	72	w 15d	Shvs	Wood1 Finishes	
• WHutch: ClosedLeftShlvg1 72	72		2	CMEFL.72	3577
• WHutch: ClosedLeftShlvg1 90	90		3	CMEFL.90	4290
31h Closed Left					
WHutch: ClosedLeftShlvg2	72	w 15d	Shvs	Wood1 Finishes	
WHutch: ClosedLeftShlvg2 72	72		4	CMEGL.72	4138
WHutch: ClosedLeftShlvg2 90	90		6	CMEGL.90	4852
18h Closed Right					
WHutch: ClosedRightShlvg1	72	w 15d	Shvs	Wood1 Finishes	
• WHutch: ClosedRightShlvg1 72	72		2	CMEFR.72	3577
• WHutch: ClosedRightShlvg1 90	90		3	CMEFR.90	4290
31h Closed Right					
WHutch: ClosedRightShlvg2	72	w 15d	Shvs	Wood1 Finishes	
WHutch: ClosedRightShlvg2 72	72		4	CMEGR.72	4138
WHutch: ClosedRightShlvg2 90	90		6	CMEGR.90	4852
18h Closed Ends					
WHutch: ClosedEndShlvg1	18	w 15d	Shvs	Wood1 Finishes	
WHutch: ClosedEndShlvg1 18	18		1	CMEFD.18	2115
WHutch: ClosedEndShlvg1 36	36		1	CMEFD.36	2528
WHutch: ClosedEndShlvg1 54	54		2	CMEFD.54	3103
WHutch: ClosedEndShlvg1 72	72		2	CMEFD.72	3389
WHutch: ClosedEndShlvg1 90	90		3	CMEFD.90	4103
31h Closed Ends					
WHutch: ClosedEndShlvg2	18	w 15d	Shvs	Wood1 Finishes	
WHutch: ClosedEndShlvg2 18	18		2	CMEGD.18	2813
WHutch: ClosedEndShlvg2 36	36		2	CMEGD.36	3206
WHutch: ClosedEndShlvg2 54	54		4	CMEGD.54	4843
WHutch: ClosedEndShlvg2 72	72		4	CMEGD.72	5794
• WHutch: ClosedEndShlvg2 90	90		6	CMEGD.90	6780

! Notes:

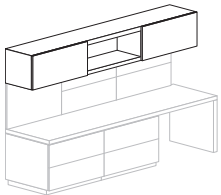
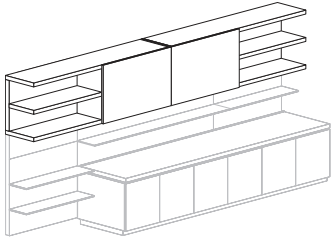
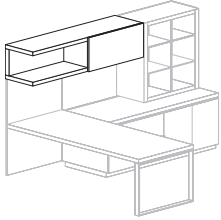
- Load rating on open-end modules is 20 lbs/lin-ft and 50 lbs/lin-ft on closed-end modules.
- Units have a 2-grade top surface.
- Wall-mount cleats are included for field installation.
- Height and depth dimensions cannot be modified.
- Metal divider finish is MRBAS Resin Brushed Aluminum with Steel Tint (~MBN).

Specify: Product Number
 Quantity
 Tagging
 Wood Finish
 Hardware Finish

- Denotes Item is illustrated.
- ~ Includes locks.
- ‡ Requires field sub-assembly.

Prices listed in Wood1 Finishes.

Wall Hutches/Sliding Doors



		Product No.	List \$	Product No.	List \$
18h 15.8d Open End		Wood1 Doors		BPGlass Doors	
WHutch:Slide1LH-Open 36	w 36	CMHFL.36	3128	CMJFL.36	3644
WHutch:Slide1LH-Open 54	54	CMHFL.54	3636	CMJFL.54	4201
• WHutch:Slide1LH-Open 60	60	CMHFL.60	4250	CMJFL.60	4869
WHutch:Slide1LH-Open 72	72	CMHFL.72	4646	CMJFL.72	5383
WHutch:Slide1RH-Open 36	36	CMHFR.36	3128	CMJFR.36	3644
WHutch:Slide1RH-Open 54	54	CMHFR.54	3636	CMJFR.54	4201
WHutch:Slide1RH-Open 60	60	CMHFR.60	4250	CMJFR.60	4869
WHutch:Slide1RH-Open 72	72	CMHFR.72	4646	CMJFR.72	5383
WHutch:Slide1-OpenEnds 108 [2]	108	CMHFN.108	7270	CMJFN.108	8404
WHutch:Slide1-OpenEnds 120 [2]	120	CMHFN.120	8497	CMJFN.120	9738
WHutch:Slide1-OpenEnds 144 [2]	144	CMHFN.144	9293	CMJFN.144	10772
31h 15.8d Open End		Wood1 Doors		BPGlass Doors	
WHutch:Slide2LH-Open 36	w 36	CMHGL.36	4375	CMJGL.36	5106
WHutch:Slide2LH-Open 54	54	CMHGL.54	5160	CMJGL.54	5969
WHutch:Slide2LH-Open 60	60	CMHGL.60	6117	CMJGL.60	7012
WHutch:Slide2LH-Open 72	72	CMHGL.72	6785	CMJGL.72	7861
WHutch:Slide2RH-Open 36	36	CMHGR.36	4375	CMJGR.36	5106
WHutch:Slide2RH-Open 54	54	CMHGR.54	5160	CMJGR.54	5969
WHutch:Slide2RH-Open 60	60	CMHGR.60	6117	CMJGR.60	7012
WHutch:Slide2RH-Open 72	72	CMHGR.72	6785	CMJGR.72	7861
WHutch:Slide2-OpenEnds 108 [2]	108	CMHGN.108	10325	CMJGN.108	11932
WHutch:Slide2-OpenEnds 120 [2]	120	CMHGN.120	12915	CMJGN.120	14803
• WHutch:Slide2-OpenEnds 144 [2]	144	CMHGN.144	14498	CMJGN.144	16803

! Notes:

[2] Denotes units are built and shipped in 2-sections.

All hutch case parts (except doors) have TUOHY Wood1 Finishes.

Height and depth dimensions cannot be modified.

BPGlass door frame is MBN Brushed Nickel; hutch divider finish is MRBAS Resin Brushed Alum/Steel Tint.

+ Options:

Specify BPGlass (back-painted glass) color: S.BLK Black or S.BWT White. Color matching available.

		Product No.	List \$	Product No.	List \$
18h 15.8d Closed End		Wood1 Doors		BPGlass Doors	
WHutch: SlidingDoor1 36	w 36	CMHFD.36	3037	CMJFD.36	3557
WHutch: SlidingDoor1 54	54	CMHFD.54	3548	CMJFD.54	4116
WHutch: SlidingDoor1 60	60	CMHFD.60	4160	CMJFD.60	4787
WHutch: SlidingDoor1 72	72	CMHFD.72	4563	CMJFD.72	5301
• WHutch: SlidingDoor1 90	90	CMHFD.90	5741	CMJFD.90	7025
31h 15.8d Closed End		Wood1 Doors		BPGlass Doors	
WHutch: SlidingDoor2 36	w 36	CMHGD.36	4250	CMJGD.36	4979
WHutch: SlidingDoor2 54	54	CMHGD.54	5038	CMJGD.54	5842
WHutch: SlidingDoor2 60	60	CMHGD.60	5989	CMJGD.60	6891
WHutch: SlidingDoor2 72	72	CMHGD.72	6660	CMJGD.72	7739
WHutch: SlidingDoor2 90	90	CMHGD.90	8497	CMJGD.90	10394

! Notes:

Units have a 2-grade top surface.

Wall-mount cleats are included for field installation.

Units with closed ends and one sliding door are non-handed; the door can rest on either side.

Units under 90w have one door; units 90 and over have two doors.

All units accept ambient overhead lights and undershelf task lights.

Height and depth dimensions cannot be modified.

BPGlass door frame is MBN Brushed Nickel; hutch divider finish is MRBAS Resin Brushed Alum/Steel Tint.

+ Options:

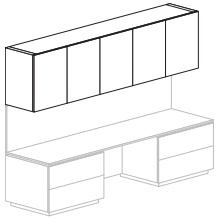
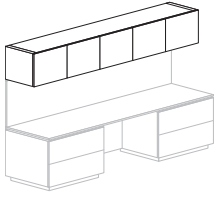
Specify BPGlass (back-painted glass) color: S.BLK Black or S.BWT White. Color matching available.

Specify: Product Number
Quantity
Tagging
Wood Finish
Hardware Finish

- Denotes Item is illustrated.
- ~ Includes locks.
- ‡ Requires field sub-assembly.

Prices listed in Wood1 Finishes.

Wall Hutches/Cabinet Doors

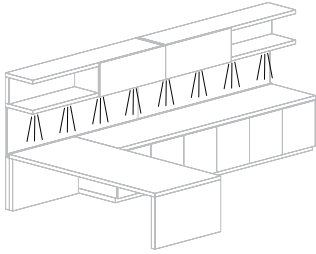


		Product No.	List \$
18h 15d (Wall Cleat Included)			
	w	Wood1 Doors	
WHutch: Cabinet1 LH 18	18	CMFHD.18	2343
WHutch: Cabinet1 RH 18	18	CMFJD.18	2343
WHutch: Cabinet1 36	36	CMFKD.36	2984
WHutch: Cabinet1 54	54	CMFKD.54	3547
WHutch: Cabinet1 72	72	CMFKD.72	4108
• WHutch: Cabinet1 90	90	CMFKD.90	4865
31h 15d (Wall Cleat Included)			
	w	Wood1 Doors	
WHutch: Cabinet2 LH 18	18	CMFLD.18	2863
WHutch: Cabinet2 RH 18	18	CMFMD.18	2863
WHutch: Cabinet2 36	36	CMFND.36	3581
WHutch: Cabinet2 54	54	CMFND.54	5051
WHutch: Cabinet2 72	72	CMFND.72	6527
• WHutch: Cabinet2 90	90	CMFND.90	7564

! Notes:

Units have a 2-grade top surface.
 Wall-mount cleats are included for field installation.

Task Lighting

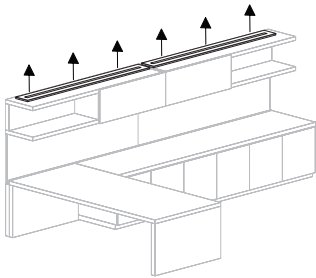


3-Watt LED Lamps	w	No. Lights	No. Switches	Product No.	List \$
Task Light LED 30	30	2	1	Wood1 Finishes CMTL.30	1097
Task Light LED 36	36	2	1	CMTL.36	1145
Task Light LED 54	54	3	1	CMTL.54	1785
Task Light LED 60	60	4	1	CMTL.60	2035
Task Light LED 72	72	4	1	CMTL.72	2080
Task Light LED 90	90	5	1	CMTL.90	2832
Task Light LED 108	108	6	2	CMTL.108	2990
Task Light LED 120	120	8	2	CMTL.120	3789
Task Light LED 144	144	8	2	CMTL.144	3890

! Notes:

3-watt LED lights are recessed in a continuous matching wood housing under the overhead.
Task Lights have a 10-ft cord/plug and must be factory-installed; specify which hutch unit is to receive them.

Ambient Lighting

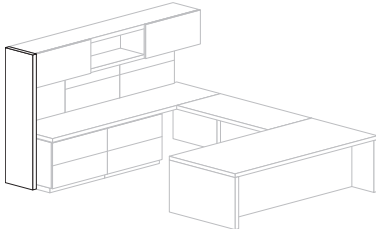


Light + Fascia	w	2h	6.5d	Hutch	
Ambient Light: 30	25			32	CMQ.30 1378
Ambient Light: 36	31			38	CMQ.36 1444
Ambient Light: 54	49			57	CMQ.54 1574
Ambient Light: 60	55			63	CMQ.60 2003
Ambient Light: 72	67			76	CMQ.72 2034
Ambient Light: 90	85			95	CMQ.90 2364
Ambient Light: 108	103			113	CMQ.108 3149
Ambient Light: 120	115			126	CMQ.120 3575
Ambient Light: 144	139			151	CMQ.144 4036

! Notes:

Ambient Lights are designed for use above hutches and wall hutches and recess partially into the top.
Ambient Lights are 5-inches less than the overall hutch width.
Light fixtures require hard-wire installation in compliance with local building codes.
Metal fascia finish is MSBN Satin Brushed Nickel (~MBN).

End Panels

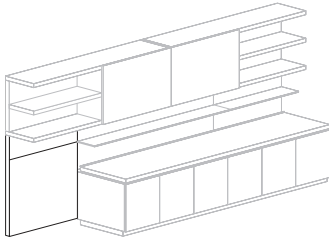


All TUOHY Wood1 Finishes	2w	15d	h	2-in Thick	
End Panel 72			72	CMN.72	711
End Panel 85			85	CMN.85	794

! Notes:

End Panels must attach to a modular pedestal and an overhead and/or back panel.

Back Panels/Full Height



- 36w 54h shown above

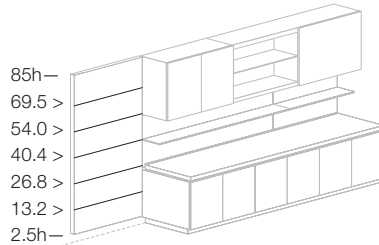
	Product No.	List \$	Product No.	List \$	Product No.	List \$
Wood Veneer 1.2d ‡	54h		72h		85h	
Back Panel/Wood: 18	CNAAC.18	1819	CNAAD.18	2522	CNAAE.18	2897
Back Panel/Wood: 30	CNAAC.30	1999	CNAAD.30	2771	CNAAE.30	3183
• Back Panel/Wood: 36	CNAAC.36	2100	CNAAD.36	2904	CNAAE.36	3332
Back Panel/Wood: 45	CNAAC.45	2244	CNAAD.45	3098	CNAAE.45	3548
Back-Painted Glass 1.2d ‡	54h		72h		85h	
Back Panel/BPGlass: 18	CNDAC.18	2524	CNDAD.18	3564	CNDAE.18	4128
Back Panel/BPGlass: 30	CNDAC.30	3401	CNDAD.30	4752	CNDAE.30	5473
Back Panel/BPGlass: 36	CNDAC.36	3742	CNDAD.36	5233	CNDAE.36	6033
Back Panel/BPGlass: 45	CNDAC.45	4233	CNDAD.45	5942	CNDAE.45	6867
Metal 1.2d ‡	54h		72h		85h	
Back Panel/Metal: 18	CNEAC.18	2360	CNEAD.18	3196	CNEAE.18	3629
Back Panel/Metal: 30	CNEAC.30	2681	CNEAD.30	3652	CNEAE.30	4151
Back Panel/Metal: 36	CNEAC.36	2850	CNEAD.36	3884	CNEAE.36	4427
Back Panel/Metal: 45	CNEAC.45	3098	CNEAD.45	4233	CNEAE.45	4823

! Notes:

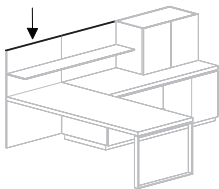
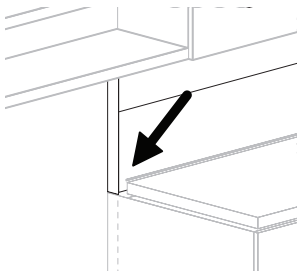
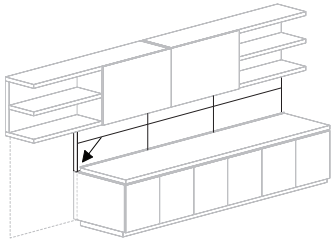
- All panels have MBN Brushed Nickel frames and include mounting hardware.
- Wood Veneer includes all Wood1 finishes; inquire regarding other species/colors.
- Height is o.a. height once mounted 2.5-in from floor (i.e., actual height is 2.5 less than nominal).
- Metal face panel finish is MSBN Satin Brushed Nickel (~MBN).
- Back-Painted Glass face panels cannot receive runoffs and runoff tops by direct wall panel connection.

+ Options:

- Specify BPGlass (back-painted glass) color: S.BLK Black or S.BWT White. Color matching available.
- For BPGlass/Magnet surface change item CND?? to CNJ?? and add \$9 per inch of width.
- For Veneer/Magnet surface change item CNA?? to CNH?? and add \$9 per inch of width.
- For Metal/Magnet surface change item CNE?? to CNK?? and add \$9 per inch of width.
- For finished top edge (no overhead), change 2nd digit to T, add \$1 per inch of width.
- For Accessory Shelf Slot, append the height location code (see diagram); add \$7 per inch of width.



Back Panels 54, Bypass Surface



				Product No.	List \$	Product No.	List \$
Wood Veneer 27.3h (54h) ‡	w	1.2d	27.3h	Panel Only		With Shelf Slot	
Back Panel27.3/Wood: 18	18			CNAA.18	1212	CNAB.18	1383
Back Panel27.3/Wood: 30	30			CNAA.30	1342	CNAB.30	1624
• Back Panel27.3/Wood: 36	36			CNAA.36	1420	CNAB.36	1755
Back Panel27.3/Wood: 45	45			CNAA.45	1524	CNAB.45	1946
Back Panel27.3/Wood: 54	54			CNAA.54	1626	CNAB.54	2133
Back Panel27.3/Wood: 60	60			CNAA.60	1701	CNAB.60	2259
Back Panel27.3/Wood: 72	72			CNAA.72	1833	CNAB.72	2511
Back Panel27.3/Wood: 90	90			CNAA.90	2020	• CNAB.90	2863

				Product No.	List \$	Product No.	List \$
Back-Paint Glass 27.3h (54h) ‡	w	1.2d	27.3h	Panel Only		With Shelf Slot	
Back Panel27.3/BPGlass: 18	18			CNDA.18	1607	CNDB.18	1773
Back Panel27.3/BPGlass: 30	30			CNDA.30	2003	CNDB.30	2283
Back Panel27.3/BPGlass: 36	36			CNDA.36	2206	CNDB.36	2543
Back Panel27.3/BPGlass: 45	45			CNDA.45	2512	CNDB.45	2930
Back Panel27.3/BPGlass: 54	54			CNDA.54	2812	CNDB.54	3317
Back Panel27.3/BPGlass: 60	60			CNDA.60	3019	CNDB.60	3581
Back Panel27.3/BPGlass: 72	72			CNDA.72	3411	CNDB.72	4085
Back Panel27.3/BPGlass: 90	90			CNDA.90	4647	CNDB.90	5489

				Product No.	List \$	Product No.	List \$
Metal 27.3h (54h) ‡	w	1.2d	27.3h	Panel Only		With Shelf Slot	
Back Panel27.3/Metal: 18	18			CNEA.18	1329	CNEB.18	1496
Back Panel27.3/Metal: 30	30			CNEA.30	1537	CNEB.30	1820
Back Panel27.3/Metal: 36	36			CNEA.36	1654	CNEB.36	1990
Back Panel27.3/Metal: 45	45			CNEA.45	1812	CNEB.45	2235
Back Panel27.3/Metal: 54	54			CNEA.54	1975	CNEB.54	2478
Back Panel27.3/Metal: 60	60			CNEA.60	2091	CNEB.60	2650
Back Panel27.3/Metal: 72	72			CNEA.72	2301	CNEB.72	2975
Back Panel27.3/Metal: 90	90			CNEA.90	2605	CNEB.90	3447
Back Panel27.3/Metal: 108	108			CNEA.108	2904	NA	

! Notes:

- All panels have MBN Brushed Nickel frames and include mounting hardware.
- Panels listed above are for pedestals with extensions.
- Wood Veneer includes all Wood1 finishes; inquire regarding other species/colors.
- Metal face panel finish is MSBN Satin Brushed Nickel (~MBN).

+ Options:

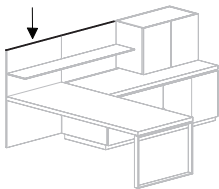
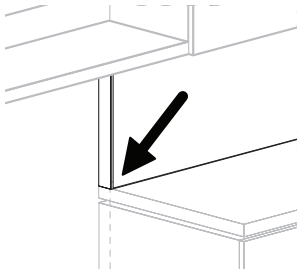
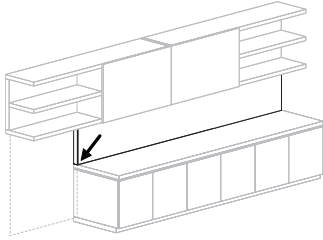
- Specify Back-Painted Glass color: S.BLK Black or S.BWT White. Color matching available.
- For BPGlass/Magnet surface change item CND?? to CNJ?? and add \$6 per inch of width.
- For Veneer/Magnet surface change item CNA?? to CNH?? and add \$6 per inch of width.
- For Metal/Magnet surface change item CNE?? to CNK?? and add \$6 per inch of width.
- For finished top edge (no overhead), change 2nd digit to T, add \$1 per inch of width.

Specify: Product Number
Quantity
Tagging
Wood Finish
Hardware Finish

- Denotes Item is illustrated.
- ~ Includes locks.
- ‡ Requires field sub-assembly.

Prices listed in Wood1 Finishes.

Back Panels 54, Flush to Surface



				Product No.	List \$	Product No.	List \$
Wood Veneer 24.5.5h (54h) ‡	w	1.2d	24.5h	Panel Only		With Shelf Slot	
Back Panel24.5.5/Wood: 18	18			CNAAF.18	1199	CNABF.18	1362
Back Panel24.5/Wood: 30	30			CNAAF.30	1313	CNABF.30	1596
Back Panel24.5/Wood: 36	36			CNAAF.36	1388	CNABF.36	1722
Back Panel24.5/Wood: 45	45			CNAAF.45	1479	CNABF.45	1898
Back Panel24.5/Wood: 54	54			CNAAF.54	1576	CNABF.54	2081
Back Panel24.5/Wood: 60	60			CNAAF.60	1647	CNABF.60	2205
Back Panel24.5/Wood: 72	72			CNAAF.72	1768	CNABF.72	2441
Back Panel24.5/Wood: 90	90			CNAAF.90	1937	CNABF.90	2779
Back-Paint Glass 24.5h (54h) ‡	w	1.2d	24.5h	Panel Only		With Shelf Slot	
Back Panel24.5/BPGlass: 18	18			CNDAF.18	1589	CNDBF.18	1761
Back Panel24.5/BPGlass: 30	30			CNDAF.30	1974	CNDBF.30	2252
Back Panel24.5/BPGlass: 36	36			CNDAF.36	2176	CNDBF.36	2513
Back Panel24.5/BPGlass: 45	45			CNDAF.45	2470	CNDBF.45	2890
Back Panel24.5/BPGlass: 54	54			CNDAF.54	2759	CNDBF.54	3264
Back Panel24.5/BPGlass: 60	60			CNDAF.60	2960	CNDBF.60	3521
Back Panel24.5/BPGlass: 72	72			CNDAF.72	3346	CNDBF.72	4018
Back Panel24.5/BPGlass: 90	90			CNDAF.90	4564	CNDBF.90	5408
Metal 24.5h (54h) ‡	w	1.2d	24.5h	Panel Only		With Shelf Slot	
Back Panel24.5/Metal: 18	18			CNEAF.18	1310	CNEBF.18	1479
Back Panel24.5/Metal: 30	30			CNEAF.30	1509	CNEBF.30	1791
Back Panel24.5/Metal: 36	36			CNEAF.36	1619	CNEBF.36	1953
Back Panel24.5/Metal: 45	45			CNEAF.45	1771	CNEBF.45	2192
Back Panel24.5/Metal: 54	54			CNEAF.54	1923	CNEBF.54	2429
Back Panel24.5/Metal: 60	60			CNEAF.60	2034	CNEBF.60	2597
Back Panel24.5/Metal: 72	72			CNEAF.72	2234	CNEBF.72	2904
Back Panel24.5/Metal: 90	90			CNEAF.90	2518	CNEBF.90	3359
• Back Panel24.5/Metal: 108	108			CNEAF.108	2806	NA	

! Notes:

- All panels have MBN Brushed Nickel frames and include mounting hardware.
- Panels listed above are to be used with full-depth tops and pedestals with no extended sides.
- Wood Veneer includes all Wood1 finishes; inquire regarding other species/colors.
- Metal face panel finish is MSBN Satin Brushed Nickel (~MBN).

+ Options:

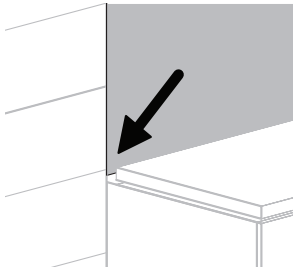
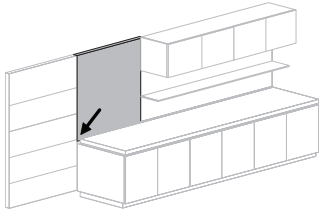
- Specify Back-Painted Glass color: S.BLK Black or S.BWT White. Color matching available.
- For BPGlass/Magnet surface change item CND? to CNJ? and add \$6 per inch of width.
- For Veneer/Magnet surface change item CNA? to CNH? and add \$6 per inch of width.
- For Metal/Magnet surface change item CNE? to CNK? and add \$6 per inch of width.
- For finished top edge (no overhead), change 2nd digit to T, add \$1 per inch of width.

Specify: Product Number
Quantity
Tagging
Wood Finish
Hardware Finish

- Denotes Item is illustrated.
- ~ Includes locks.
- ‡ Requires field sub-assembly.

Prices listed in Wood1 Finishes.

Back Panels 72, Bypass Surface



		Product No.	List \$	Product No.	List \$
Wood Veneer 45.3h (72h) ‡ w 1.2d 45.3h		Panel Only		With Shelf Slot	
Back Panel45.3/Wood: 18	18	CTAAG.18	1634	CTABG.18	1974
Back Panel45.3/Wood: 30	30	CTAAG.30	1822	CTABG.30	2382
Back Panel45.3/Wood: 36	36	CTAAG.36	1919	CTABG.36	2594
Back Panel45.3/Wood: 45	45	CTAAG.45	2062	CTABG.45	2903
Back-Paint Glass 45.3h (72h) ‡ w 1.2d 45.3h		Panel Only		With Shelf Slot	
Back Panel45.3/BPGlass: 18	18	CTDAG.18	2256	CTDBG.18	2597
Back Panel45.3/BPGlass: 30	30	CTDAG.30	3058	CTDBG.30	3618
Back Panel45.3/BPGlass: 36	36	CTDAG.36	3362	CTDBG.36	4037
Back Panel45.3/BPGlass: 45	45	CTDAG.45	3818	CTDBG.45	4662
Metal 45.3h (72h) ‡ w 1.2d 45.3h		Panel Only		With Shelf Slot	
Back Panel45.3/Metal: 18	18	CTEAG.18	2116	CTEBG.18	2452
Back Panel45.3/Metal: 30	30	CTEAG.30	2421	CTEBG.30	2983
Back Panel45.3/Metal: 36	36	CTEAG.36	2581	CTEBG.36	3255
Back Panel45.3/Metal: 45	45	CTEAG.45	2816	CTEBG.45	3657

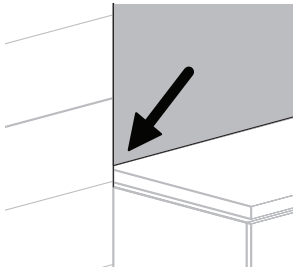
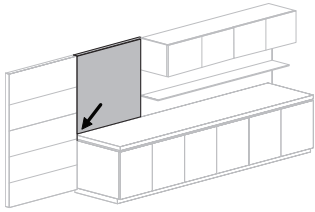
! Notes:

- All panels have MBN Brushed Nickel frames and include mounting hardware.
- Panels listed above are for pedestals with extensions.
- Wood Veneer includes all Wood1 finishes; inquire regarding other species/colors.
- Metal face panel finish is MSBN Satin Brushed Nickel (~MBN).

+ Options:

- Specify Back-Painted Glass color: S.BLK Black or S.BWT White. Color matching available.
- For BPGlass/Magnet surface change item CTD? to CTJ? and add \$7 per inch of width.
- For Veneer/Magnet surface change item CTA? to CTH? and add \$7 per inch of width.
- For Metal/Magnet surface change item CTE? to CTK? and add \$7 per inch of width.

Back Panels 72, Flush to Surface



		Product No.	List \$	Product No.	List \$
Wood Veneer 42.5h (72h) ‡		Panel Only		With Shelf Slot	
Back Panel42.5/Wood: 18	w 1.2d 42.5h	CTAAH.18	1620	CTABH.18	1957
Back Panel42.5/Wood: 30		CTAAH.30	1792	CTABH.30	2353
Back Panel42.5/Wood: 36		CTAAH.36	1886	CTABH.36	2559
Back Panel42.5/Wood: 45		CTAAH.45	2018	CTABH.45	2862
Back-Paint Glass 42.5h (72h) ‡		Panel Only		With Shelf Slot	
Back Panel42.5/BPGlass: 18	w 1.2d 42.5h	CTDAH.18	2244	CTDBH.18	2578
Back Panel42.5/BPGlass: 30		CTDAH.30	3031	CTDBH.30	3590
Back Panel42.5/BPGlass: 36		CTDAH.36	3330	CTDBH.36	4003
Back Panel42.5/BPGlass: 45		CTDAH.45	3778	CTDBH.45	4618
Metal 42.5h (72h) ‡		Panel Only		With Shelf Slot	
Back Panel42.5/Metal: 18	w 1.2d 42.5h	CTEAH.18	2099	CTEBH.18	2434
Back Panel42.5/Metal: 30		CTEAH.30	2393	CTEBH.30	2955
Back Panel42.5/Metal: 36		CTEAH.36	2549	CTEBH.36	3224
Back Panel42.5/Metal: 45		CTEAH.45	2776	CTEBH.45	3616

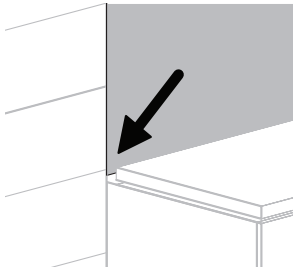
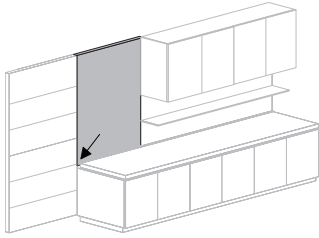
! Notes:

- All panels have MBN Brushed Nickel frames and include mounting hardware.
- Panels listed above are to be used with full-depth tops and pedestals with no extended sides.
- Wood Veneer includes all Wood1 finishes; inquire regarding other species/colors.
- Metal face panel finish is MSBN Satin Brushed Nickel (~MBN).

+ Options:

- Specify Back-Painted Glass color: S.BLK Black or S.BWT White. Color matching available.
- For BPGlass/Magnet surface change item CTD? to CTJ? and add \$7 per inch of width.
- For Veneer/Magnet surface change item CTA? to CTH? and add \$7 per inch of width.
- For Metal/Magnet surface change item CTE? to CTK? and add \$7 per inch of width.

Back Panels 85, Bypass Surface



		Product No.	List \$	Product No.	List \$
Wood Veneer 58.3h (85h) ‡	w 1.2d58.3h	Panel Only		With Shelf Slot	
Back Panel58.3/Wood: 18	18	CTAAJ.18	2056	CTABJ.18	2559
Back Panel58.3/Wood: 30	30	CTAAJ.30	2288	CTABJ.30	3131
Back Panel58.3/Wood: 36	36	CTAAJ.36	2417	CTABJ.36	3424
Back Panel58.3/Wood: 45	45	CTAAJ.45	2600	CTABJ.45	3862
Back-Paint Glass 58.3h (85h) ‡	w 1.2d58.3h	Panel Only		With Shelf Slot	
Back Panel58.3/BPGlass: 18	18	CTDAJ.18	2835	CTDBJ.18	3339
Back Panel58.3/BPGlass: 30	30	CTDAJ.30	3837	CTDBJ.30	4677
Back Panel58.3/BPGlass: 36	36	CTDAJ.36	4221	CTDBJ.36	5233
Back Panel58.3/BPGlass: 45	45	CTDAJ.45	4795	CTDBJ.45	6057
Metal 58.3h (85h) ‡	w 1.2d58.3h	Panel Only		With Shelf Slot	
Back Panel58.3/Metal: 18	18	CTEAJ.18	2650	CTEJ.18	3157
Back Panel58.3/Metal: 30	30	CTEAJ.30	3040	CTEJ.30	3880
Back Panel58.3/Metal: 36	36	CTEAJ.36	3245	CTEJ.36	4256
Back Panel58.3/Metal: 45	45	CTEAJ.45	3545	CTEJ.45	4806

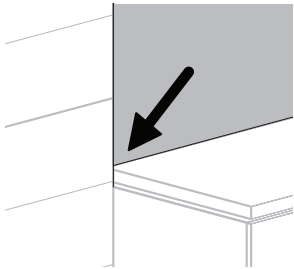
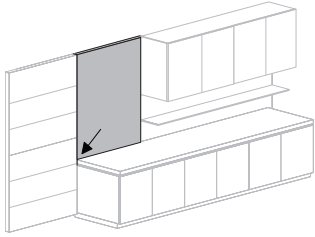
! Notes:

- All panels have MBN Brushed Nickel frames and include mounting hardware.
- Panels listed above are for pedestals with extensions.
- Wood Veneer includes all Wood1 finishes; inquire regarding other species/colors.
- Metal face panel finish is MSBN Satin Brushed Nickel (~MBN).

+ Options:

- Specify Back-Painted Glass color: S.BLK Black or S.BWT White. Color matching available.
- For BPGlass/Magnet surface change item CTD? to CTJ? and add \$11 per inch of width.
- For Veneer/Magnet surface change item CTA? to CTH? and add \$11 per inch of width.
- For Metal/Magnet surface change item CTE? to CTK? and add \$11 per inch of width.

Back Panels 85, Flush to Surface



		Product No.	List \$	Product No.	List \$
Wood Veneer 55.5h (85h) ‡	w 1.2d55.5h	Panel Only		With Shelf Slot	
Back Panel55.5/Wood: 18	18	CTAAK.18	2035	CTABK.18	2541
Back Panel55.5/Wood: 30	30	CTAAK.30	2258	CTABK.30	3102
Back Panel55.5/Wood: 36	36	CTAAK.36	2384	CTABK.36	3394
Back Panel55.5/Wood: 45	45	CTAAK.45	2555	CTABK.45	3818
Back-Paint Glass 55.5h (85h) ‡	w 1.2d55.5h	Panel Only		With Shelf Slot	
Back Panel55.5/BPGlass: 18	18	CTDAK.18	2815	CTDBK.18	3321
Back Panel55.5/BPGlass: 30	30	CTDAK.30	3807	CTDBK.30	4647
Back Panel55.5/BPGlass: 36	36	CTDAK.36	4191	CTDBK.36	5201
Back Panel55.5/BPGlass: 45	45	CTDAK.45	4752	CTDBK.45	6013
Metal 55.5h (85h) ‡	w 1.2d55.5h	Panel Only		With Shelf Slot	
Back Panel55.5/Metal: 18	18	CTEAK.18	2636	CTEBK.18	3137
Back Panel55.5/Metal: 30	30	CTEAK.30	3010	CTEBK.30	3854
Back Panel55.5/Metal: 36	36	CTEAK.36	3211	CTEBK.36	4219
Back Panel55.5/Metal: 45	45	CTEAK.45	3501	CTEBK.45	4763

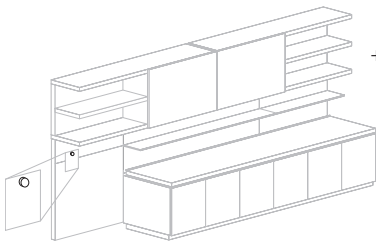
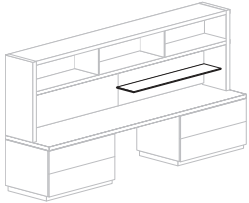
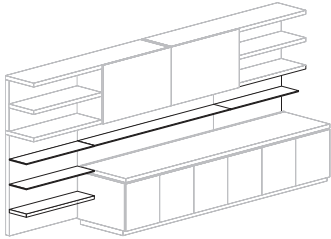
! Notes:

- All panels have MBN Brushed Nickel frames and include mounting hardware.
- Panels listed above are to be used with full-depth tops and pedestals with no extended sides.
- Wood Veneer includes all Wood1 finishes; inquire regarding other species/colors.
- Metal face panel finish is MSBN Satin Brushed Nickel (~MBN).

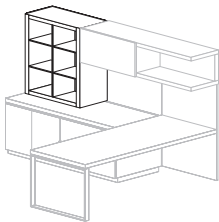
+ Options:

- Specify Back-Painted Glass color: S.BLK Black or S.BWT White. Color matching available.
- For BPGlass/Magnet surface change item CTD? to CTJ? and add \$11 per inch of width.
- For Veneer/Magnet surface change item CTA? to CTH? and add \$11 per inch of width.
- For Metal/Magnet surface change item CTE? to CTK? and add \$11 per inch of width.

Back Panel Accessories



Hutches, Full Height Shelving



			Product No.	List \$	Product No.	List \$
Shelves for Back Panels	w	9d	Metal		Wood 2-in	
Back Panel/Shelf: 18	18		CNF.18	504	CNG.18	851
Back Panel/Shelf: 30	30		CNF.30	590	CNG.30	1103
• Back Panel/Shelf: 36	36		CNF.36	656	CNG.36	1176
Back Panel/Shelf: 45	45		CNF.45	767	CNG.45	1218
Back Panel/Shelf: 54	54		CNF.54	985	CNG.54	1292
Back Panel/Shelf: 60	60		CNF.60	1094	CNG.60	1344
• Back Panel/Shelf: 72	72		CNF.72	1202	CNG.72	1428
Back Panel/Shelf: 90	90		n/a		CNG.90	1554
Back Panel/Shelf: 108	108		n/a		CNG.108	1701

			Product No.	List \$	Product No.	List \$
Shelves for Hutch Backs	w	9d	Metal		Wood 2-in	
Hutch Back/Shelf: 18	14		CNF.14	504	CNG.14	851
Hutch Back/Shelf: 30	26		CNF.26	590	CNG.26	1103
Hutch Back/Shelf: 36	32		CNF.32	656	CNG.32	1176
Hutch Back/Shelf: 54	50		CNF.50	985	CNG.50	1292
Hutch Back/Shelf: 60	56		CNF.56	1094	CNG.56	1344
Hutch Back/Shelf: 72	68		CNF.68	1202	CNG.68	1428
Hutch Back/Shelf: 90	86		n/a		CNG.86	1554
• Hutch Back/Shelf: 108 [2]	104 (2x52)		CNF.52	1000	CNG.52	1302

! Notes:

Metal shelf finish is MRBAS Resin Brushed Aluminum with Steel Tint (~MBN).

Hutch Back Panels 108w are in two [2] sections; two shelves at 52w are required for full width use.

Maximum load on Back Panel/Shelves is 10 pounds per linear foot.

+ Options:

Prices for wood include all Wood1 finishes; inquire regarding other species/colors.

			Product No.	List \$
For Magnetized Back Panels	.8w	.8d		
Magnet			CNL	96

! Notes:

Finish is MBN Brushed Nickel.

24.5h—54h installed	w	15d	Shv		
Hutch54: Shelving2 18	18		2\0	CLKAB.5418	2272
Hutch54: Shelving2 36	36		0\2	CLKAB.5436	2955
42.5h—72 installed	w	15d	Shv		
Hutch72: Shelving3 18	18		3\0	CLKAB.7218	2718
• Hutch72: Shelving3 36	36		0\3	CLKAB.7236	3743
55.5h—85 installed	w	15d	Shv		
Hutch85: Shelving4 18	18		4\0	CLKAB.8518	3086
Hutch85: Shelving4 36	36		0\4	CLKAB.8536	4429

! Notes:

Metal shelves and dividers have an MRBAS Resin Brushed Aluminum with Steel Tint finish

Units under (72h installed) have an A grade top surface.

Units (72h installed) and higher have a 3 grade top surface.

Units have an unfinished back and are designed to go up against a wall.

Number of shelves varies approximately on 13-in openings.

Full-Height Hutches are not to be placed directly on runoff top-to-wall connections.

Hutch heights and depths may not be modified.

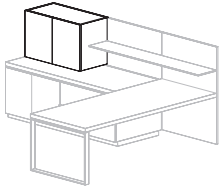
Avoid Pencil-Stop Trim use directly below full-height hutches; specify shorter trim width as needed.

Specify: Product Number
Quantity
Tagging
Wood Finish
Hardware Finish

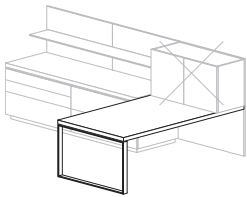
• Denotes Item is illustrated.
- Includes locks.
‡ Requires field sub-assembly.

Prices listed in Wood1 Finishes.

Hutches, Full Height Cabinet



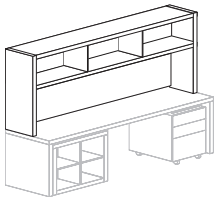
	w	15d	Shv	Product No.	List \$
24.5h—54h installed					
Hutch56: Cabinet2 LH 18	18		2\0	CLMLB.5418	2163
Hutch56: Cabinet2 RH 18	18		2\0	CLMMB.5418	2163
Hutch56: Cabinet2 30	30		0\2	CLMNB.5430	2471
• Hutch56: Cabinet2 36	36		0\2	CLMNB.5436	2814
42.5h—72 installed					
Hutch72: Cabinet3 LH 18	18		3\0	CLMLB.7218	2589
Hutch72: Cabinet3 RH 18	18		3\0	CLMMB.7218	2589
Hutch72: Cabinet3 30	30		0\3	CLMNB.7230	2878
Hutch72: Cabinet3 36	36		0\3	CLMNB.7236	3565
55.5h—85 installed					
Hutch85: Cabinet4 LH 18	18		4\0	CLMLB.8518	2938
Hutch85: Cabinet4 RH 18	18		4\0	CLMMB.8518	2938
Hutch85: Cabinet4 30	30		0\4	CLMNB.8530	3498
Hutch85: Cabinet4 36	36		0\4	CLMNB.8536	4216



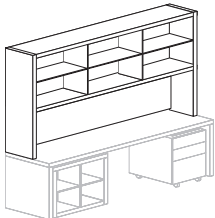
! Notes:

- Units under 42.5h (72h installed) have an A grade top surface.
- Units 42.5h (72h installed) and higher have a 3 grade top surface.
- Units have an unfinished back and are designed to go up against a wall.
- Number of adjustable shelves varies approximately on 13-in openings.
- Full-Height Hutches are not to be placed directly on runoff top-to-wall connections.
- Avoid Pencil-Stop Trim use directly below full-height hutches; specify shorter trim width as needed.

Hutches, Open Shelving



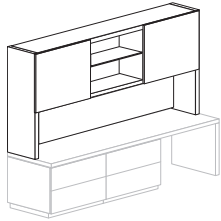
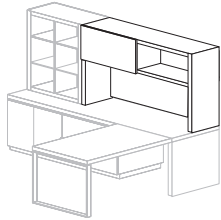
	w	15d	Shvs	Wood1	
42.5h (72 installed)					
Hutch: Shlvg1 18	18		1	CMRFD.18	2729
Hutch: Shlvg1 36	36		1	CMRFD.36	3262
Hutch: Shlvg1 54	54		2	CMRFD.54	3953
Hutch: Shlvg1 72	72		2	CMRFD.72	4355
Hutch: Shlvg1 90	90		3	CMRFD.90	5573
Hutch: Shlvg1 108	108		3	CMRFD.108	7750
55.5h (85 installed)					
Hutch: Shlvg2 18	18		2	CMRGD.18	3426
Hutch: Shlvg2 36	36		2	CMRGD.36	3939
Hutch: Shlvg2 54	54		4	CMRGD.54	5691
Hutch: Shlvg2 72	72		4	CMRGD.72	7259
• Hutch: Shlvg2 90	90		6	CMRGD.90	9789



! Notes:

- Metal shelves and dividers have an MRBAS Resin Brushed Aluminum with Steel Tint finish
- Load rating is 50 lbs/lin-ft on shelves.
- Units have a 2-grade top surface.
- Hutch heights and depths may not be modified.
- !! IMPORTANT: Specify Hutch Back Panel from listing on a following page.
- Avoid Pencil-Stop Trim use directly below full-height hutches; specify shorter trim width as needed.

Hutches, Sliding Doors



			Product No.	List \$	Product No.	List \$
42.5h 15.8d	w	Wood1 Doors			BPGlass Doors	
Hutch: SlidingDoor1 36	36	CMUFL.36	3658		CMWFL.36	4289
Hutch: SlidingDoor1 54	54	CMUFL.54	4269		CMWFL.54	4963
• Hutch: SlidingDoor1 60	60	CMUFL.60	4860		CMWFL.60	5637
Hutch: SlidingDoor1 72	72	CMUFL.72	5368		CMWFL.72	6266
Hutch: SlidingDoor1 90	90	CMUFR.90	6997		CMWFR.90	8492
Hutch: SlidingDoor1 108	108	CMUFR.108	9564		CMWFR.108	11679
55.5h 15.8d	w	Wood1 Doors			BPGlass Doors	
Hutch: SlidingDoor2 36	36	CMUGL.36	4836		CMWGL.36	5711
Hutch: SlidingDoor2 54	54	CMUGL.54	5715		CMWGL.54	6693
Hutch: SlidingDoor2 60	60	CMUGL.60	6640		CMWGL.60	7742
Hutch: SlidingDoor2 72	72	CMUGL.72	7403		CMWGL.72	8703
• Hutch: SlidingDoor2 90	90	CMUGR.90	9185		CMWGR.90	11361

! Notes:

Metal shelves and dividers have an MRBAS Resin Brushed Aluminum with Steel Tint finish (~MBN). BPGlass door frame finish is MBN Brushed Nickel.

Units have a 2-grade top surface.

Units with closed ends and one sliding door are non-handed; the door can rest on either side.

Units under 90w have one door; units 90 and over have two doors.

All units accept ambient overhead lights and undershelf task lights.

Hutch heights and depths may not be modified.

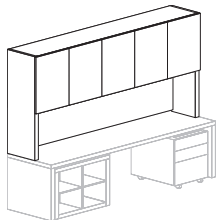
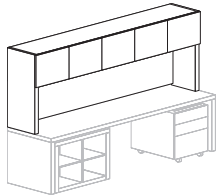
!! IMPORTANT: Specify Hutch Back Panel from listing on following page.

Avoid Pencil-Stop Trim use directly below full-height hutches; specify shorter trim width as needed.

+ Options:

Specify Back-Painted Glass color: S.BLK Black or S.BWT White. Color matching available.

Hutches, Cabinet Doors



42.5h 15d	w	Wood1 Doors		
Hutch: Cabinet1 LH 18	18	CMUHD.18	2957	
Hutch: Cabinet1 RH 18	18	CMUJD.18	2957	
Hutch: Cabinet1 36	36	CMUKD.36	3719	
Hutch: Cabinet1 54	54	CMUKD.54	4397	
Hutch: Cabinet1 72	72	CMUKD.72	5077	
• Hutch: Cabinet1 90	90	CMUKD.90	5830	
Hutch: Cabinet1 108	108	CMUKD.108	7551	
55.5h 15d	w	Wood1 Doors		
Hutch: Cabinet2 LH 18	18	CMULD.18	3478	
Hutch: Cabinet2 RH 18	18	CMUMD.18	3478	
Hutch: Cabinet2 36	36	CMUND.36	4311	
Hutch: Cabinet2 54	54	CMUND.54	5900	
Hutch: Cabinet2 72	72	CMUND.72	7491	
• Hutch: Cabinet2 90	90	CMUND.90	8529	

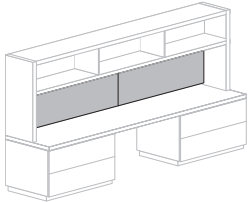
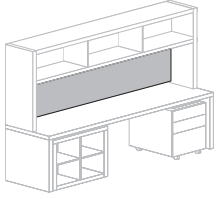
! Notes:

Units have a 2-grade top surface.

!! IMPORTANT: Specify Hutch Back Panel from listing on following page.

Avoid Pencil-Stop Trim use directly below full-height hutches; specify shorter trim width as needed.

Hutch Back Panels



				Product No.	List \$	Product No.	List \$
Wood1 Veneer 24h 1.2th ‡	w	1.2d	24h	Panel Only		With Shelf Slot	
Hutch Back24/Wood1: 18	14			CNAAL.18	1030	CNABL.18	1201
Hutch Back24/Wood1: 36	32			CNAAL.36	1237	CNABL.36	1574
Hutch Back24/Wood1: 54	50			CNAAL.54	1446	CNABL.54	1951
Hutch Back24/Wood1: 60	56			CNAAL.60	1520	CNABL.60	2081
Hutch Back24/Wood1: 72	68			CNAAL.72	1655	CNABL.72	2328
• Hutch Back24/Wood1: 90	86			CNAAL.90	1839	CNABL.90	2682
• Hutch Back24/Wood1:108	104/2			CNAAL.108	2892	CNABL.108	3903
Back-Paint Glass 24h 1.2th ‡	w	1.2d	24h	Panel Only		With Shelf Slot	
Hutch Back24/BPGlass: 18	14			CNDAL.18	1425	CNDBL.18	1592
Hutch Back24/BPGlass: 36	32			CNDAL.36	2027	CNDBL.36	2365
Hutch Back24/BPGlass: 54	50			CNDAL.54	2629	CNDBL.54	3133
Hutch Back24/BPGlass: 60	56			CNDAL.60	2837	CNDBL.60	3400
Hutch Back24/BPGlass: 72	68			CNDAL.72	3232	CNDBL.72	3907
• Hutch Back24/BPGlass: 90	86			CNDAL.90	4469	CNDBL.90	5310
• Hutch Back24/BPGlass:108	104/2			CNDAL.108	5255	CNDBL.108	6270
Metal 24h 1.2th ‡	w	1.2d	24h	Panel Only		With Shelf Slot	
Hutch Back24/Metal: 18	14			CNEAL.18	1149	CNEBL.18	1313
Hutch Back24/Metal: 36	32			CNEAL.36	1470	CNEBL.36	1804
Hutch Back24/Metal: 54	50			CNEAL.54	1793	CNEBL.54	2300
Hutch Back24/Metal: 60	56			CNEAL.60	1910	CNEBL.60	2472
Hutch Back24/Metal: 72	68			CNEAL.72	2118	CNEBL.72	2791
• Hutch Back24/Metal: 90	86			CNEAL.90	2421	CNEBL.90	3263
• Hutch Back24/Metal:108	104/2			CNEAL.108	3586	CNEBL.108	4594

! Notes:

- Back Panels for 108w hutches are produced in two sections (104/2).
- Wood offering includes all Wood1 finishes; inquire regarding other species/colors.
- Avoid Pencil-Stop Trim use directly below full-height hutches; specify shorter trim width as needed.

+ Options:

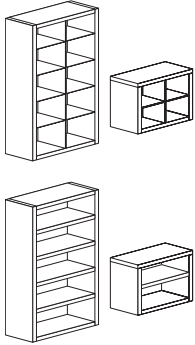
- Specify Back-Painted Glass color: S.BLK Black or S.BWT White. Color matching available.
- For BPGlass/Magnet surface change item CND? to CNJ? and add \$5 per inch of width.
- For Veneer/Magnet surface change item CNA? to CNH? and add \$5 per inch of width.
- For Metal/Magnet surface change item CNE? to CNK? and add \$5 per inch of width.

Specify: Product Number
 Quantity
 Tagging
 Wood Finish
 Hardware Finish

- Denotes Item is illustrated.
- ~ Includes locks.
- ‡ Requires field sub-assembly.

Prices listed in Wood1 Finishes.

Towers, Shelving

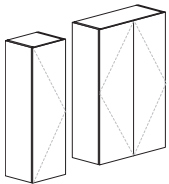


				Product No.	List \$	Product No.	List \$
27 high	w	14.3d	27h	Metal Shelves		Wood Shelves	
Tower 27/15: Shelving 18	18			CPAA.1815	2511	CPBA.1815	2254
• Tower 27/15: Shelving 30	30			CPAA.3015	3322	CPBA.3015	2990
Tower 27/15: Shelving 36	36			CPAA.3615	3527	CPBA.3615	3174
54 high	w	14.3d	54h	Metal Shelves		Wood Shelves	
Tower 54/15: Shelving 18	18			CPAC.1815	3455	CPBC.1815	3107
Tower 54/15: Shelving 30	30			CPAC.3015	4628	CPBC.3015	4165
Tower 54/15: Shelving 36	36			CPAC.3615	4907	CPBC.3615	4416
72 high	w	14.3d	72h	Metal Shelves		Wood Shelves	
Tower 72/15: Shelving 18	18			CPAD.1815	4053	CPBD.1815	3648
Tower 72/15: Shelving 30	30			CPAD.3015	5472	CPBD.3015	4925
• Tower 72/15: Shelving 36	36			CPAD.3615	5797	CPBD.3615	5215
85 high	w	14.3d	85h	Metal Shelves		Wood Shelves	
Tower 85/15: Shelving 18	18			CPAE.1815	4629	CPBE.1815	4165
Tower 85/15: Shelving 30	30			CPAE.3015	6155	CPBE.3015	5538
Tower 85/15: Shelving 36	36			CPAE.3615	6670	CPBE.3615	5999

! Notes:

Metal shelves and dividers have an MRBAS Resin Brushed Aluminum with Steel Tint finish (~MBN).
 Number of shelves varies with height of unit: 3 shlvs @ 54h, 4 shlvs @ 72h, and 5 shlvs @ 85h.
 Units under 72h have an A-grade top surface; units 72h or more have a 3-grade top surface.
 Unfinished backs are standard.
 Metal Shelves are fixed and cannot be modified dimensionally.

Towers, Cabinet



54 high	w	14.3d	54h	Unfinished Back			
Tower 54/15: Cabinet LH 18	18			CPCC.1815	3258		
Tower 54/15: Cabinet RH 18	18			CPDC.1815	3258		
Tower 54/15: Cabinet LH 24	24			CPCC.2415	3689		
Tower 54/15: Cabinet RH 24	24			CPDC.2415	3689		
Tower 54/15: Cabinet DBL 30	30			CPEC.3015	4367		
Tower 54/15: Cabinet DBL 36	36			CPEC.3615	4628		
72 high	w	14.3d	72h	Unfinished Back			
Tower 72/15: Cabinet LH 18	18			CPCD.1815	3823		
• Tower 72/15: Cabinet RH 18	18			CPDD.1815	3823		
Tower 72/15: Cabinet LH 24	24			CPCD.2415	4386		
Tower 72/15: Cabinet RH 24	24			CPDD.2415	4386		
Tower 72/15: Cabinet DBL 30	30			CPED.3015	5160		
• Tower 72/15: Cabinet DBL 36	36			CPED.3615	5468		
85 high	w	14.3d	85h	Unfinished Back			
Tower 85/15: Cabinet LH 18	18			CPCE.1815	4368		
Tower 85/15: Cabinet RH 18	18			CPDE.1815	4368		
Tower 85/15: Cabinet LH 24	24			CPCE.2415	5046		
Tower 85/15: Cabinet RH 24	24			CPDE.2415	5046		
Tower 85/15: Cabinet DBL 30	30			CPEE.3015	5805		
Tower 85/15: Cabinet DBL 36	36			CPEE.3615	6291		

! Notes:

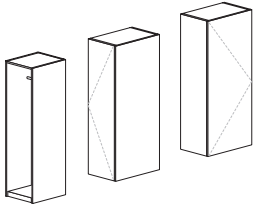
Double door units have touch latches.
 Locks are optional.
 Number of shelves varies with height of unit: 3 shlvs @ 54h, 4 shlvs @ 72h, and 5 shlvs @ 85h.
 Units under 72h have an A-grade top surface; units 72h or more have a 3-grade top surface.
 Unfinished backs are standard.
 Cabinet Towers include adjustable wood shelves.

Specify: Product Number
 Quantity
 Tagging
 Wood Finish
 Hardware Finish

• Denotes Item is illustrated.
 ~ Includes locks.
 ‡ Requires field sub-assembly.

Prices listed in Wood1 Finishes.

Towers, Garment



			Product No.	List \$	Product No.	List \$
Side Access 18w		18w 14.3d h	Open Access		With Door	
Tower 54/15: Grmt/Side LH 18		54	CPKC.1815	2508	CPGC.1815	2951
Tower 54/15: Grmt/Side RH 18		54	CPLC.1815	2508	CPJC.1815	2951
Tower 72/15: Grmt/Side LH 18		72	CPKD.1815	2815	CPGD.1815	3316
• Tower 72/15: Grmt/Side RH 18		72	CPLD.1815	2815	CPJD.1815	3316
Tower 85/15: Grmt/Side LH 18		85	CPKE.1815	3340	CPGE.1815	3930
Tower 85/15: Grmt/Side RH 18		85	CPLE.1815	3340	CPJE.1815	3930
Side Access 24w		24w 14.3d h	Open Access		With Door	
Tower 54/15: Grmt/Side LH 24		54	CPKC.2415	2954	CPGC.2415	3474
Tower 54/15: Grmt/Side RH 24		54	CPLC.2415	2954	CPJC.2415	3474
• Tower 72/15: Grmt/Side LH 24		72	CPKD.2415	3332	• CPGD.2415	3919
Tower 72/15: Grmt/Side RH 24		72	CPLD.2415	3332	CPJD.2415	3919
Tower 85/15: Grmt/Side LH 24		85	CPKE.2415	3978	CPGE.2415	4682
Tower 85/15: Grmt/Side RH 24		85	CPLE.2415	3978	CPJE.2415	4682
Front Access 24w		24w 14.3d h			With Door	
Tower 54/15: Grmt/Front LH 24		54			CPFC.2415	3474
Tower 54/15: Grmt/Front RH 24		54			CPHC.2415	3474
Tower 72/15: Grmt/Front LH 24		72			CPFD.2415	3919
• Tower 72/15: Grmt/Front RH 24		72			CPHD.2415	3919
Tower 85/15: Grmt/Front LH 24		85			CPFE.2415	4682
Tower 85/15: Grmt/Front RH 24		85			CPHE.2415	4682
Front Access 18w (Full Depth)		18w 23.3d h			With Door	
Tower 54/24: Grmt/Front LH 18		54			CPFC.1824	3781
Tower 54/24: Grmt/Front RH 18		54			CPHC.1824	3781
Tower 72/24: Grmt/Front LH 18		72			CPFD.1824	4297
Tower 72/24: Grmt/Front RH 18		72			CPHD.1824	4297
Tower 85/24: Grmt/Front LH 18		85			CPFE.1824	5173
Tower 85/24: Grmt/Front RH 18		85			CPHE.1824	5173
Front Access 18w (Full Depth-Ext)		18w 25.9d h			With Door	
Tower 54/26: Grmt/Front LH 18		54			CPFC.1826	3967
Tower 54/26: Grmt/Front RH 18		54			CPHC.1826	3967
Tower 72/26: Grmt/Front LH 18		72			CPFD.1826	4522
Tower 72/26: Grmt/Front RH 18		72			CPHD.1826	4522
Tower 85/26: Grmt/Front LH 18		85			CPFE.1826	5434
Tower 85/26: Grmt/Front RH 18		85			CPHE.1826	5434

! Notes:

- Bottoms on Open Access units have an MSBN Satin Brushed Nickel finish.
- Locks are optional.
- Units 85h have a shelf above the coat rod.
- Units under 72h have an A-grade top surface.
- Units 72h or more have a 3-grade top surface.
- Unfinished backs are standard.

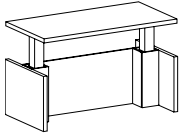
Specify: Product Number
 Quantity
 Tagging
 Wood Finish
 Hardware Finish

- Denotes Item is illustrated.
- ~ Includes locks.
- ‡ Requires field sub-assembly.

Prices listed in Wood1 Finishes.

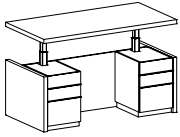
Adjustable Height

Desks/Panel Base-Modesty



Product No.	List \$	Product No.	List \$	Product No.	List \$
29.5-45h		30d		36d	
Desk/Panel 60w		CACCB.6030AH	9212	CACCB.6036AH	9423
Desk/Panel 66w		CACCB.6630AH	9328	CACCB.6636AH	9528
Desk/Panel 72w		CACCB.7230AH	9474	CACCB.7236AH	9698
Desk/Panel 78w		—		CACCB.7836AH	9810

Desks/Double Pedestal-Modesty

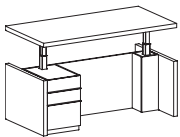


Product No.	List \$	Product No.	List \$	Product No.	List \$
29.5-45h		30d		36d	
Desk/Panel 66w		CCA?B.6630AH	10887	CCA?B.6636AH	11663
Desk/Panel 72w		CCA?B.7230AH	10989	CCA?B.7236AH	11792
Desk/Panel 78w		CCA?B.7830AH	11129	CCA?B.7836AH	11909

? Specify configuration (user's left-right) by modifying the Product Number:

- For 2BF-2BF, change the 4th digit from ? to A
- For 2F-2F, change the 4th digit from ? to B
- For 2BF-2F, change the 4th digit from ? to C
- For 2F-2BF, change the 4th digit from ? to D

Desks/Single Pedestal-Modesty

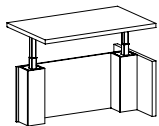


Product No.	List \$	Product No.	List \$	Product No.	List \$
29.5-45h		30d		36d	
Desk/Panel 66w		CCA?B.6630AH	10181	CCA?B.6636AH	10907
Desk/Panel 72w		CCA?B.7230AH	10285	CCA?B.7236AH	10959
Desk/Panel 78w		CCA?B.7830AH	10372	CCA?B.7836AH	11048

? Specify configuration (user's left-right) by modifying the Product Number:

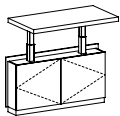
- For P base-2BF, change the 4th digit from ? to E
- For P base-2F, change the 4th digit from ? to F
- For 2BF-P base, change the 4th digit from ? to G
- For 2F-P base, change the 4th digit from ? to H

Runoffs/Plinth-Modesty



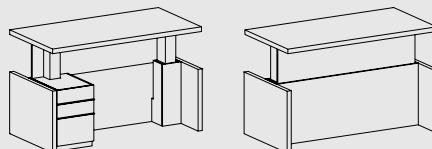
Product No.	List \$	Product No.	List \$	Product No.	List \$
29.5-45h		24d		30d	
Runoff LH 42w		CDCEB.4224AH	9675	CDCEB.4230AH	9844
Runoff LH 48w		CDCEB.4824AH	9725	CDCEB.4830AH	9905
Runoff LH 54w		CDCEB.5424AH	9778	CDCEB.5430AH	9967
Runoff LH 60w		CDCEB.6024AH	9873	CDCEB.6030AH	10026
Runoff RH 42w		CDDEB.4224AH	9675	CDDEB.4230AH	9844
Runoff RH 48w		CDDEB.4824AH	9725	CDDEB.4830AH	9905
Runoff RH 54w		CDDEB.5424AH	9778	CDDEB.5430AH	9967
Runoff RH 60w		CDDEB.6024AH	9873	CDDEB.6030AH	10026

Bridges/Modesty



Product No.	List \$	Product No.	List \$
29.5-45h		Finished Back	
Bridge 36w 9d		CEBB.3624AH	7898
Bridge 42w 9d		CEBB.4224AH	8482
Bridge 48w 9d		CEBB.4824AH	8853
Bridge 54w 9d		CEBB.5424AH	9214

Inquire with Customer Service about adding lift shrouds and modesty panels that follow the top.



Specify: Product Number
Quantity
Tagging
Metal Finish
Wood Finish

- Denotes Item is illustrated.
- ~ Includes locks.
- ‡ Requires field sub-assembly.

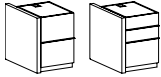
Prices listed in Wood1 Finishes.

Tops



	Product No.	List \$	Product No.	List \$	Product No.	List \$
2th	24d		30d		36d	
Tops 42w	CDGB.4224AH	1748	CDGB.4230AH	1830	CDGB.4236AH	1908
Tops 48w	CDGB.4824AH	1801	CDGB.4830AH	1891	CDGB.4836AH	1979
Tops 54w	CDGB.5424AH	1852	CDGB.5430AH	1952	CDGB.5436AH	2056
Tops 60w	CDGB.6024AH	1949	CDGB.6030AH	2014	CDGB.6036AH	2122
Tops 72w	CDGB.7224AH	1996	CDGB.7230AH	2071	CDGB.7236AH	2193
Tops 78w	CDGB.7824AH	2044	CDGB.7830AH	2129	CDGB.7836AH	2262

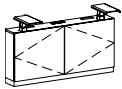
Modular Pedestals



	Finished Back	
Pedestals	CJBUG24AH	(sum)
27h	Configuration Code	
2File 18w LH End Panel	WL	3657
2File 18w RH End Panel	WR	3657
2BF 18w LH End Panel	YL	3694
2BF 18w RH End Panel	YR	3694
27h		
Plinth 9w 9d	ZA	3502
Plinth 9w 14d	ZB	3595
Plinth 9w 18d	ZC	3653
Plinth 9w 24d	ZD	3770
Plinth 9w 30d	ZE	3858
Plinth 9w 36d	ZF	3962



Wall Hung Plinths



	Unfinished Back	
29.5-45h		
Wall Hung Plinth 54w 9d	CJBUWH54AH	7720
Wall Hung Plinth 60w 9d	CJBUWH60AH	8064
Wall Hung Plinth 66w 9d	CJBUWH66AH	8387
Wall Hung Plinth 72w 9d	CJBUWH72AH	8726
Wall Hung Plinth 78w 9d	CJBUWH78AH	9066

! Notes:

- Short plinth must be attached to adjacent credenza for support.
- 2 short plinths cannot be used on one desk.
- All worksurfaces have 1" space to adjacent surfaces for pinch point.
- 45" maximum worksurface height.
- Tops are 2" thick.
- Inquire with Customer Service regarding widths over 78".
- Default leg color is Black.
- Each top is designed to accept 30lbs. of added weight for computers and user items.
- Wall Hung unit has accessory power supplied with unit (1 Duplex, USB-A+C).
- Units come with 72" soft plug power cord.
- Metal toeboard finish is MSBN Satin Brushed Nickel (~MBN).
- All metal toeboards are flush on ends.
- Face locks are included on all pedestals except where noted. For no locks, specify Option NL.
- Locks not available on bridge and wall hung units.
- All units have finished backs unless otherwise noted.
- Tops are not included with Bridges or Wall Hung units.
- Tops are maximum depth of 24" on Bridge and Wall Hung units.

+ Options:

- For shrouds over legs, specify Option SH; add \$631.
- Inquire with Customer Service regarding alternate leg color options (White or Silver).

Specify: Product Number
 Quantity
 Tagging
 Metal Finish
 Wood Finish

- Denotes Item is illustrated.
- Includes locks.
- ‡ Requires field sub-assembly.

Prices listed in Wood1 Finishes.

PRICING & SPECIFICATION GUIDE

Uku Collection

January 1, 2024

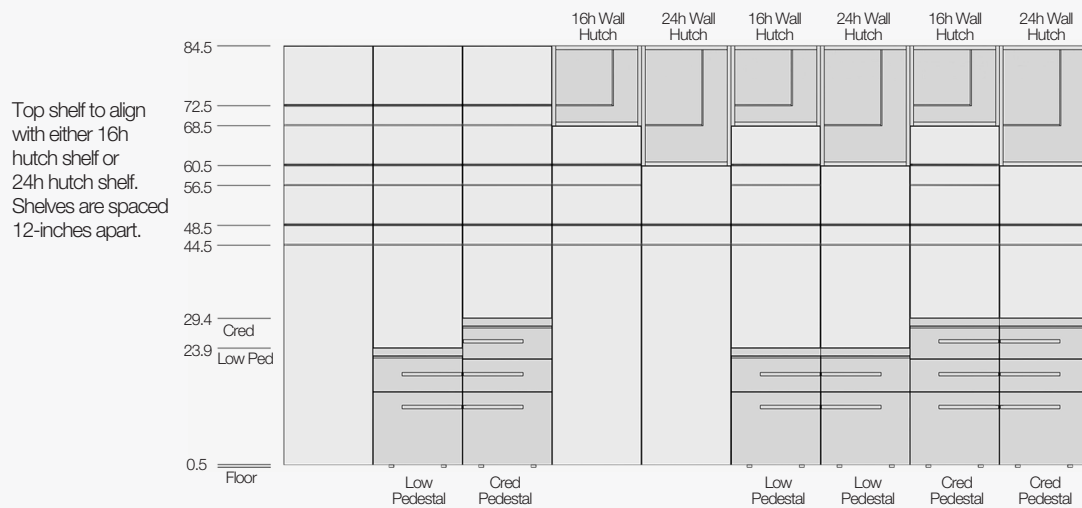
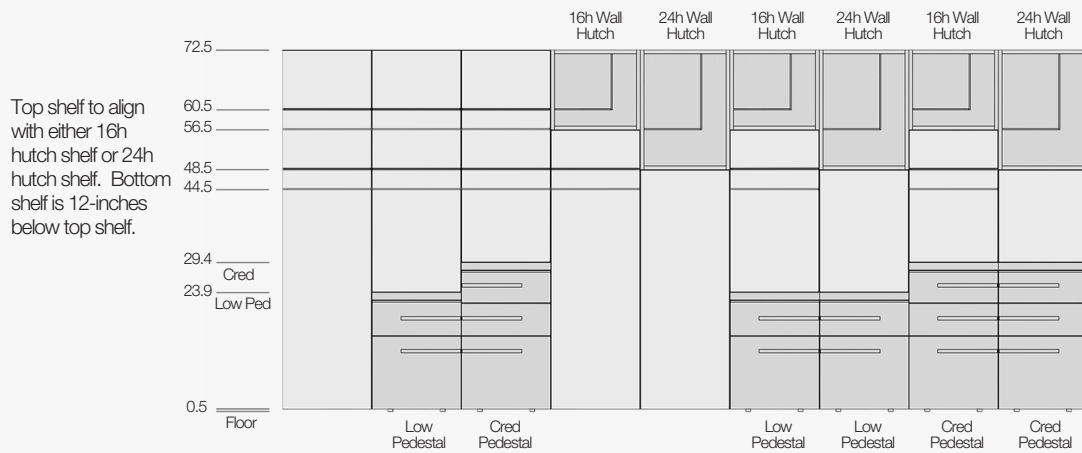
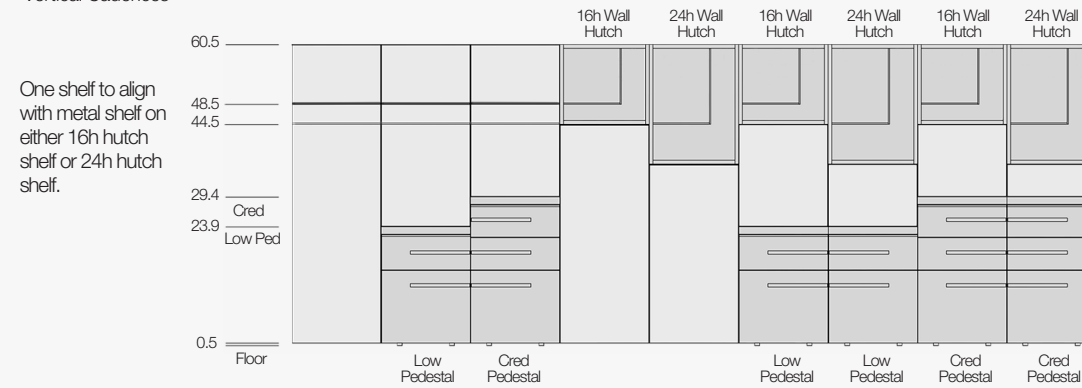
TUOHY



Casegoods: Uku

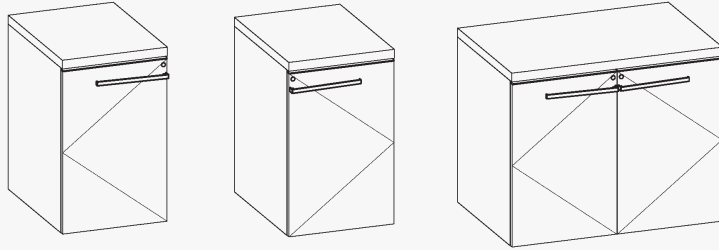
Vertical Cadence	AUK2
Pull Justification	AUK3
Drawer Layouts	AUK4
Table/Desks	AUK5
Desk Shells	AUK9
Desk Returns	AUK10
Runoffs	AUK11
Wall Hung Credenzas	AUK14
L-Shaped Credenzas	AUK16
Tops	AUK19
Pedestals	AUK22
Mobile Pedestals	AUK24
Wall Hung Work Walls	AUK25
Wall Hung Top Supports	AUK27
Wall Hung Runoffs	AUK28
Wall Hung Pedestals	AUK30
Modesty Panels	AUK31
Base Panels	AUK32
Top Supports	AUK32
Hutches	AUK33
Task Lights	AUK38
Wall Panels	AUK39
Shelves	AUK42
Towers 60.5	AUK43
Towers 72.5h	AUK46
Towers 84.5h	AUK50
Worksurface Hutches, 42.6h	AUK54
Worksurface Hutches, 54.6h	AUK55

Vertical Cadences

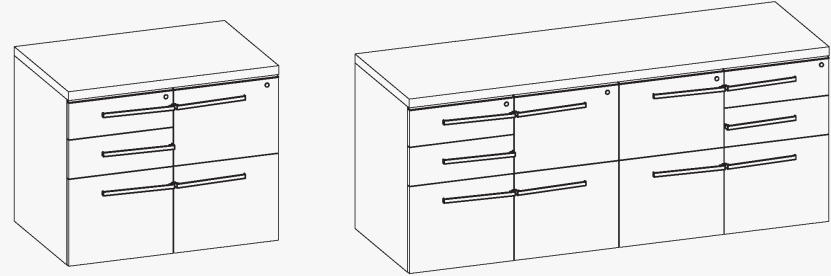


Pull Justification:

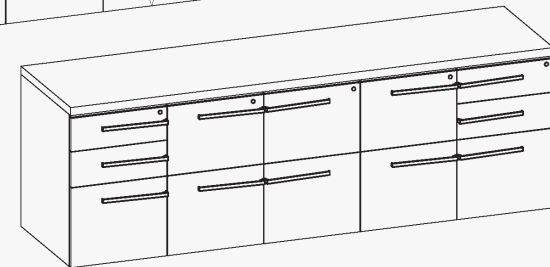
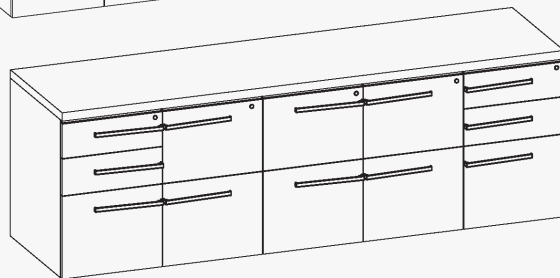

Cabinet pulls are always justified towards the opening side of the pedestal.



Pulls are justified towards each other on all non cabinet pedestal combos.



For single or odd number pedestal combos, pulls are justified towards the user.



Drawer Layouts: Plan View

Slides: Under-Mount

Mobile 20d
Drawers 18d

16w 18w 24w

Pedestal Units 20d
Drawers 18d

16w 18w 20w 24w 30w 36w

Pedestal Units 24d
Drawers 21d

16w 18w 20w 24w 30w 36w

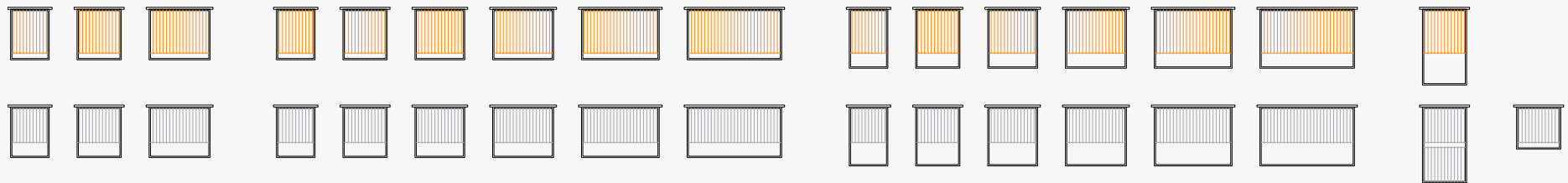
Peds 30d & 36d
Dwr 27d Dwr 15d

18w w-varies
Ht.Adj.

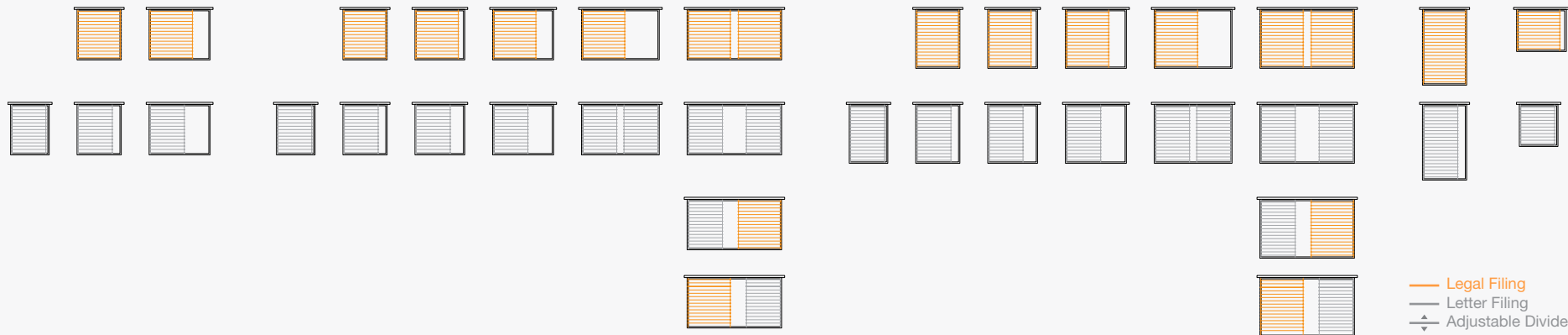
Box Drawer w Divider



Lateral Filing



Front-to-Back Filing



— Legal Filing
— Letter Filing
± Adjustable Divider

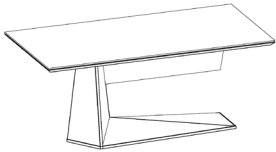
DRAWER CONSTRUCTION

A fine point for a quality casegood product is the inner drawer construction. Each TUOHY casegood offers you uncompromised excellence in this area as well. Drawer boxes are constructed with dovetail joinery for maximum durability. The drawer face is mounted separately to this box (i.e., five-sided construction) to maintain integrity.

Drawer bottoms are dadoed on all four sides. Slides for box drawers are rated at 100 pounds static load capacity; slides for file drawers are rated at a heavy duty 150 static load capacity. All slides are concealed, full extension and soft-close.

Box drawers have a removable divider, adjustable when depicted (±). File drawers have file frames for filing laterally or front-to-back, as depicted above. For Drawers for Lap Area, Drawer Pencil Tray, and Locks: See the Introduction/Terms-Options section of the Master Price List, page 12.

Cantilevered Base Desk
Fixed Height



Description	Prod. No. Prefix	Top Material (specify by code)								
		1.5"th Self-Edge			1.25"th Subtop W/ Angled Top Trim +					
		HPL	Wood1	Solid Surface	Wood 1	Solid Surface	Glass Top	Quartz Top	Marble Top	
		...HP	...W	...SS	...AW	...SSA	...G	...Q	...M	
Desk 72w 30d	UKA7230...	14835	14673	15536	16108	16592	18212	20023	20786	
• Desk 72w 36d	UKA7236...	14956	14763	15712	16186	16768	18711	20884	21800	
Desk 72w 40d	UKA7240...	15037	14823	15828	16238	16885	19044	21459	22476	
Desk 78w 30d	UKA7830...	14886	14711	15609	16141	16666	18420	20382	21209	
Desk 78w 36d	UKA7836...	15018	14808	15799	16225	16856	18961	21315	22307	
Desk 78w 40d	UKA7840...	15105	14873	15926	16281	16982	19321	21937	23039	
Desk 80w 30d	UKA8030...	14903	14724	15634	16152	16690	18232	20502	21349	
Desk 80w 36d	UKA8036...	15038	14823	15829	16238	16885	19044	21459	22476	
Desk 80w 40d	UKA8040...	15128	14889	15958	16296	17015	19414	22097	23227	

! Notes:

Top finishes are listed above; specify Wood1 finish for elements below worksurface.
 Standard HPL top material is Formica 949 White Matte.
 Standard Solid Surface material is Avonite Polaris White, Matte.

Overall Height changes with top material thickness.

1.5" Self Edge Veneer/HPL/SS	29.9"h
1.25" Subtop W/Angled Trim And;	29.6"h +
2cm Stone	0.79"
0.5" Back Painted Glass	0.5"
0.5" (12mm) Solid Surface	0.5"
0.75" Veneer	0.75"

+ Options:

Specify Subtop Trim, Base, and Modesty finish from standard powder coat colors.

(MRB) Resin Black	(MRSA) Resin Satin Aluminum
(MRBM) Resin Matte Black	(MRTG) Resin Thunder Gray
(MRBZ) Resin Bronze	(MRW) Resin White

For (MBSS) Stainless Steel Modesty specify MBSS; add \$650.

For (MRBAS) Resin Brushed Aluminum w/ Steel Tint Subtop Trim specify MRBAS; no price change.

Monolith Base Desk
29.9h Fixed Height



Description	Prod. No. Prefix	Top Material (specify by code)		
		HPL	Wood1	Solid Surface
		...HP	...W	...SS
Desk 54w 30d	UKAA5430...	3189	3071	3377
Desk 54w 36d	UKAA5436...	3280	3138	3490
Desk 60w 30d	UKAA6030...	3318	3186	3522
Desk 60w 36d	UKAA6036...	3418	3260	3646
Desk 66w 30d	UKAA6630...	3446	3301	3666
Desk 66w 36d	UKAA6636...	3556	3382	3802
• Desk 72w 30d	UKAA7230...	3574	3416	3810
Desk 72w 36d	UKAA7236...	3694	3505	3958
Desk 78w 30d	UKAA7830...	3702	3531	3954
Desk 78w 36d	UKAA7836...	3833	3627	4114
Desk 84w 30d	UKAA8430...	3830	3646	4098
Desk 84w 36d	UKAA8436...	3971	3750	4270

! Notes:

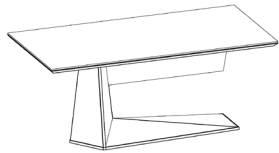
Worksurface is 1.5th Self-Edge.
 Top finishes are listed above; specify Wood1 finish for elements below worksurface.
 Standard HPL top material is Formica 949 White Matte.
 Standard Solid Surface material is Avonite Polaris White, Matte.

+ Options:

Specify Modesty finish from standard powder coat colors.

(MRB) Resin Black	(MRSA) Resin Satin Aluminum
(MRBM) Resin Matte Black	(MRTG) Resin Thunder Gray
(MRBZ) Resin Bronze	(MRW) Resin White

Cantilevered Base Desk
Height Adjustable



Description	Prod. No. Prefix	Top Material (specify by code)								
		1.5"th Self-Edge			1.25"th Subtop W/ Angled Top Trim +					
		HPL	Wood1	Solid Surface	Wood 1	Solid Surface	Glass Top	Quartz Top	Marble Top	
		...HP	...W	...SS	...AW	...SSA	...G	...Q	...M	
Desk 72w 30d	UKBC7230...	19651	19489	20352	20924	21408	23028	24839	25602	
• Desk 72w 36d	UKBC7236...	19772	19579	20528	21002	21584	23527	25700	26616	
Desk 72w 40d	UKBC7240...	19853	19639	20644	21054	21701	23860	26275	27292	
Desk 78w 30d	UKBC7830...	19702	19527	20425	20957	21482	23236	25198	26025	
Desk 78w 36d	UKBC7836...	19834	19624	20615	21041	21672	23777	26131	27123	
Desk 78w 40d	UKBC7840...	19921	19689	20742	21097	21798	24137	26753	27855	
Desk 80w 30d	UKBC8030...	19719	19540	20450	20968	21506	23048	25318	26165	
Desk 80w 36d	UKBC8036...	19854	19639	20645	21054	21701	23860	26275	27292	
Desk 80w 40d	UKBC8040...	19944	19705	20774	21112	21831	24230	26913	28043	

! Notes:

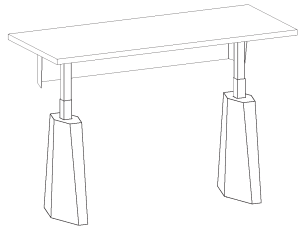
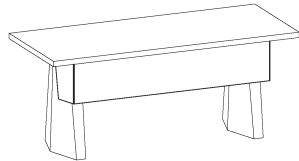
Top finishes are listed above; specify Wood1 finish for elements below worksurface.
 Standard HPL top material is Formica 949 White Matte.
 Standard Solid Surface material is Avonite Polaris White, Matte.
 Overall Height changes with top material thickness.

1.5" Self Edge Veneer/HPL/SS	29.9 - 45.4"h
1.25" Subtop W/Angled Trim And;	29.6 - 45.1"h +
2cm Stone	0.79"
0.5" Back Painted Glass	0.5"
0.5" (12mm) Solid Surface	0.5"
0.75" Veneer	0.75"

+ Options:

Specify Subtop Trim, Base, and Modesty finish from standard powder coat colors.
 (MRB) Resin Black (MRSA) Resin Satin Aluminum
 (MRBM) Resin Matte Black (MRTG) Resin Thunder Gray
 (MRBZ) Resin Bronze (MRW) Resin White
 For (MBSS) Stainless Steel Modesty specify MBSS; add \$650.
 For (MRBAS) Resin Brushed Aluminum w/ Steel Tint Subtop Trim specify MRBAS; no price change.

Monolith Base Desk
29.9-48.4h Height Adjustable



Description	Prod. No. Prefix	Top Material (specify by code)		
		HPL	Wood1	Solid Surface
		...HP	...W	...SS
Desk 54w 30d	UKAB5430...	5497	5378	5685
Desk 54w 36d	UKAB5436...	5587	5445	5798
Desk 60w 30d	UKAB6030...	5625	5493	5829
Desk 60w 36d	UKAB6036...	5725	5567	5954
Desk 66w 30d	UKAB6630...	5753	5608	5973
Desk 66w 36d	UKAB6636...	5864	5690	6110
• Desk 72w 30d	UKAB7230...	5881	5723	6118
Desk 72w 36d	UKAB7236...	6002	5812	6266
Desk 78w 30d	UKAB7830...	6010	5839	6262
Desk 78w 36d	UKAB7836...	6140	5935	6421
Desk 84w 30d	UKAB8430...	6138	5954	6406
Desk 84w 36d	UKAB8436...	6278	6057	6577

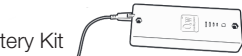
! Notes:
 Worksurface is 1.5th Self-Edge.
 Top finishes are listed above; specify Wood1 finish for elements below worksurface.
 Standard HPL top material is Formica 949 White Matte.
 Standard Solid Surface material is Avonite Polaris White, Matte.

+ Options:
 Specify Modesty finish from standard powder coat colors.
 (MRB) Resin Black (MRSA) Resin Satin Aluminum
 (MRBM) Resin Matte Black (MRTG) Resin Thunder Gray
 (MRBZ) Resin Bronze (MRW) Resin White
 Specify White, Silver, or Black for height adjustable leg color

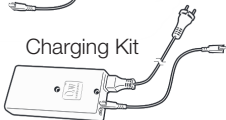
Battery Power Options

Battery Kit	ELBK	975
Charging Kit	ELCK	200

Battery Kit

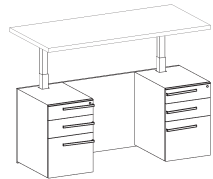
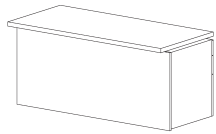


Charging Kit



! Notes:
 Battery Kit includes Battery and 8-in cable to plug into desk control box.
 Charging Kit includes 8-in cable, charger, and power cable.

Desk Shell
29.9-48.4h Height Adjustable



Description	Prod. No. Prefix	Top Material (specify by code)		
		HPL	Wood1	Solid Surface
		...HP	...W	...SS
Desk Shell 60w 30d	UKB?6030...	5545	5826	6715
Desk Shell 60w 36d	UKB?6036...	6000	6272	7547
Desk Shell 66w 30d	UKB?6630...	5770	6047	7112
Desk Shell 66w 36d	UKB?6636...	5859	6134	7287
• Desk Shell 72w 30d	UKB?7230...	5651	5929	6905
Desk Shell 72w 36d	UKB?7236...	6114	6382	7764
Desk Shell 78w 30d	UKB?7830...	5886	6159	7328
Desk Shell 78w 36d	UKB?7836...	5964	6235	7477
Desk Shell 84w 30d	UKB?8430...	5755	6031	7095
Desk Shell 84w 36d	UKB?8436...	6229	6494	7982

! Notes:

- Top finishes are listed above; specify Wood1 finish for elements below worksurface.
- All desk pedestals are 18" wide.
- Standard HPL top material is Formica 949 White Matte.
- Standard Solid Surface material is Avonite Polaris White, Matte.
- Modesty panel is set back 5.25 inches.
- Locks included, for no locks specify NL.

+ Options:

For 30d Desk Shell:

- To add B/B/F left, append 4th digit from ? to A; and add \$2654 to total.
- To add B/B/F right, append 4th digit from ? to B; and add \$2654 to total.
- To add B/B/F left and B/B/F right, append 4th digit from ? to G; and add \$5521 to total.

For 36d Desk Shell:

- To add B/B/F left, append 4th digit from ? to A; and add \$2822 to total.
- To add B/B/F right, append 4th digit from ? to B; and add \$2822 to total.
- To add B/B/F left and B/B/F right, append 4th digit from ? to G; and add \$5870 to total.

Pull finish in standard powder coat options.

- (MRB) Resin Black
- (MRBM) Resin Matte Black
- (MRBZ) Resin Bronze
- (MRSA) Resin Satin Aluminum
- (MRTG) Resin Thunder Gray
- (MRW) Resin White

Specify White, Silver, or Black for height adjustable leg color

Cantilevered Base Runoff
29.9h Fixed Height



Description	Prod. No. Prefix	Top Material (specify by code)		
		HPL	Wood1	Solid Surface
		...HP	...W	...SS
Cantilevered Base Runoff 72w 30d	UKC7230...	14998	14836	15699
• Cantilevered Base Runoff 72w 36d	UKC7236...	15119	14925	15874
Cantilevered Base Runoff 72w 40d	UKC7240...	15200	14985	15991
Cantilevered Base Runoff 78w 30d	UKC7830...	15052	14877	15775
Cantilevered Base Runoff 78w 36d	UKC7836...	15183	14974	15965
Cantilevered Base Runoff 78w 40d	UKC7840...	15271	15038	16092
Cantilevered Base Runoff 80w 30d	UKC8030...	15072	14893	15803
Cantilevered Base Runoff 80w 36d	UKC8036...	15207	14992	15998
Cantilevered Base Runoff 80w 40d	UKC8040...	15297	15058	16127

! Notes:

Top finishes are listed above; specify Wood1 finish for elements below worksurface.
 Standard HPL top material is Formica 949 White Matte.
 Standard Solid Surface material is Avonite Polaris White, Matte.
 Worksurface is 1.5th Self-Edge

+ Options:

Specify Base and Modesty finish from standard powder coat colors.
 (MRB) Resin Black (MRSA) Resin Satin Aluminum
 (MRBM) Resin Matte Black (MRTG) Resin Thunder Gray
 (MRBZ) Resin Bronze (MRW) Resin White
 For (MBSS) Stainless Steel Modesty specify MBSS; add \$650.

X-Base Runoff
29.9 Fixed Height



Description	Prod. No. Prefix	Top Material (specify by code)		
		HPL	Wood1	Solid Surface
		...HP	...W	...SS
X-Base Runoff 72w 30d	UKD7230...	15974	15813	16724
• X-Base Runoff 72w 36d	UKD7236...	16096	15902	16899
X-Base Runoff 72w 40d	UKD7240...	16177	15962	17016
X-Base Runoff 78w 30d	UKD7830...	16025	15850	16797
X-Base Runoff 78w 36d	UKD7836...	16157	15947	16987
X-Base Runoff 78w 40d	UKD7840...	16244	16012	17114
X-Base Runoff 80w 30d	UKD8030...	16042	15863	16822
X-Base Runoff 80w 36d	UKD8036...	16177	15962	17016
X-Base Runoff 80w 40d	UKD8040...	16267	16028	17173

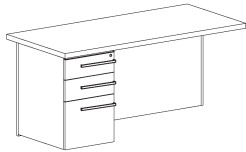
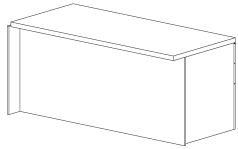
! Notes:

Standard HPL top material is Formica 949 White Matte.
 Standard Solid Surface material is Avonite Polaris White, Matte.
 Worksurface is 1.5th Self-Edge

+ Options:

Specify Base and Modesty finish from standard powder coat colors.
 (MRB) Resin Black (MRSA) Resin Satin Aluminum
 (MRBM) Resin Matte Black (MRTG) Resin Thunder Gray
 (MRBZ) Resin Bronze (MRW) Resin White
 For (MBSS) Stainless Steel Modesty specify MBSS; add \$3088.

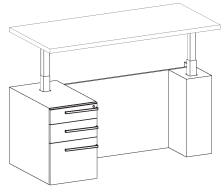
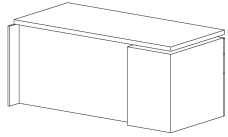
Runoff, Ped & Modesty 29.9h
Fixed Height



Description	Prod. No. Prefix	Top Material (specify by code)		
		HPL	Wood1	Solid Surface
		...HP	...W	...SS
Runoff 48w 30d	UKF?4830...	1786	2004	2712
Runoff 48w 36d	UKF?4836...	1867	2080	2932
Runoff 54w 30d	UKF?5430...	1836	2051	2850
Runoff 54w 36d	UKF?5436...	1927	2138	3095
Runoff 60w 30d	UKF?6030...	1886	2100	2986
Runoff 60w 36d	UKF?6036...	1988	2195	3259
• Runoff 66w 30d	UKF?6630...	1937	2147	3123
Runoff 66w 36d	UKF?6636...	2050	2252	3424
Runoff 72w 30d	UKF?7230...	1988	2195	3259
Runoff 72w 36d	UKF?7236...	2109	2310	3587

- ! Notes:
 Top finishes are listed above; specify Wood1 finish for elements below worksurface.
 All runoff pedestals are 18w.
 Pedestals are 24d on 30d shell.
 Pedestals are 30d on 36d shell.
 Standard HPL top material is Formica 949 White Matte.
 Standard Solid Surface material is Avonite Polaris White, Matte.
 Modesty panel is set back 5.25 inches.
 Locks included, for no locks specify NL.
- + Options:
 For 30d Desk Shell:
 To add B/B/F Left, append 4th digit from ? to E; and add \$2654 to total.
 To add B/B/F Right, append 4th digit from ? to F; and add \$2654 to total.
 To add F/F Left, append 4th digit from ? to G; and add \$2628 to total.
 To add F/F Right, append 4th digit from ? to H; and add \$2628 to total.
- For 36d Desk Shell:
 To add B/B/F Left, append 4th digit from ? to E; and add \$2822 to total.
 To add B/B/F Right, append 4th digit from ? to F; and add \$2822 to total.
 To add F/F Left, append 4th digit from ? to G; and add \$2791 to total.
 To add F/F Right, append 4th digit from ? to H; and add \$2791 to total.
- Pull finish in standard powder coat options.
 (MRB) Resin Black (MRSA) Resin Satin Aluminum
 (MRBM) Resin Matte Black (MRTG) Resin Thunder Gray
 (MRBZ) Resin Bronze (MRW) Resin White

Runoff, Ped & Plinth
29.9-48.4h Height Adjustable



Description	Prod. No. Prefix	Top Material (specify by code)		
		HPL	Wood1	Solid Surface
		...HP	...W	...SS
Runoff 48w 30d	UKG?4830...	5933	6149	6859
Runoff 48w 36d	UKG?4836...	6335	6548	7399
Runoff 54w 30d	UKG?5430...	5984	6199	6995
Runoff 54w 36d	UKG?5436...	6395	6605	7562
Runoff 60w 30d	UKG?6030...	6034	6246	7133
Runoff 60w 36d	UKG?6036...	6456	6662	7727
• Runoff 66w 30d	UKG?6630...	6084	6294	7269
Runoff 66w 36d	UKG?6636...	6516	6721	7892
Runoff 72w 30d	UKG?7230...	6135	6343	7407
Runoff 72w 36d	UKG?7236...	6577	6779	8057

! Notes:

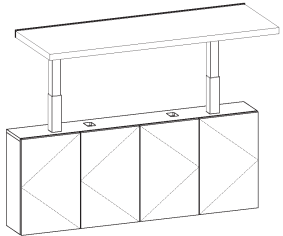
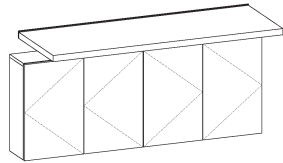
- Top finishes are listed above; specify Wood1 finish for elements below worksurface.
- All runoff pedestals are 18w.
- Standard HPL top material is Formica 949 White Matte.
- Standard Solid Surface material is Avonite Polaris White, Matte.
- Modesty panel is set back 5.25 inches.
- Locks included, for no locks specify NL.

+ Options:

- For 30d Desk Shell:
 - To add B/B/F Left, append 4th digit from ? to A; and add \$2654 to total.
 - To add B/B/F Right, append 4th digit from ? to B; and add \$2654 to total.
 - For 36d Desk Shell:
 - To add B/B/F Left, append 4th digit from ? to A; and add \$2822 to total.
 - To add B/B/F Right, append 4th digit from ? to B; and add \$2822 to total.
 - Pull finish in standard powder coat options.

(MRB) Resin Black	(MRSA) Resin Satin Aluminum
(MRBM) Resin Matte Black	(MRTG) Resin Thunder Gray
(MRBZ) Resin Bronze	(MRW) Resin White
- Specify White, Silver or Black for height adjustable leg color.

Wall Hung Credenza
29.9-48.4h Height Adjustable
Veneer Interior



Description	Prod. No. Prefix	Top Material (specify by code)		
		HPL	Wood1	Solid Surface
		...HP	...W	...SS
Wall Hung Credenza 48w 24d	UKFA4824...	8477	8879	9755
Wall Hung Credenza 48w 30d	UKFA4830...	8559	8954	9975
Wall Hung Credenza 54w 24d	UKFA5424...	8844	9242	10192
Wall Hung Credenza 54w 30d	UKFA5430...	8934	9330	10438
• Wall Hung Credenza 60w 24d	UKFA6024...	9239	9634	10655
Wall Hung Credenza 60w 30d	UKFA6030...	9340	9732	10927
Wall Hung Credenza 66w 24d	UKFA6624...	9593	9989	11079
Wall Hung Credenza 66w 30d	UKFA6630...	9706	10093	11379
Wall Hung Credenza 72w 24d	UKFA7224...	9960	10352	11511
Wall Hung Credenza 72w 30d	UKFA7230...	10081	10466	11841
Wall Hung Credenza 78w 24d	UKFA7824...	10316	10707	11938
Wall Hung Credenza 78w 30d	UKFA7830...	10448	10833	12295

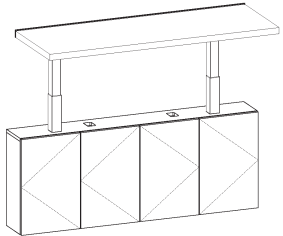
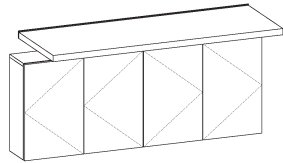
! Notes:

- Top finishes are listed above; specify Wood1 finish for elements below worksurface.
- Standard HPL top material is Formica 949 White Matte.
- Standard Solid Surface material is Avonite Polaris White, Matte.
- All units have a 9d base section.
- Vertical hinge door access standard on all units.
- All units must be attached to wall.
- Accessory power standard with Duplex and Charging USB-A+C, soft plug.
- Tops are included with wall hung units.
- No locks.
- Pencil catches are standard on Wall Hung Credenzas.

+ Options:

- Specify pencil catch finish from standard powdercoat colors or (MRBAS) Brushed Aluminum w/ Steel Tint.
 - (MRB) Resin Black
 - (MRBM) Resin Matte Black
 - (MRBZ) Resin Bronze
 - (MRSA) Resin Satin Aluminum
 - (MRTG) Resin Thunder Gray
 - (MRW) Resin White
- Specify White, Silver or Black for height adjustable leg color.

Wall Hung Credenza
29.9-48.4h Height Adjustable
Cabinet Grade Interior



Description	Prod. No. Prefix	Top Material (specify by code)		
		HPL	Wood1	Solid Surface
		...HP	...W	...SS
Wall Hung Credenza 48w 24d	UKFZ4824...	5311	5713	6589
Wall Hung Credenza 48w 30d	UKFZ4830...	5393	5788	6809
Wall Hung Credenza 54w 24d	UKFZ5424...	5541	5939	6889
Wall Hung Credenza 54w 30d	UKFZ5430...	5631	6027	7135
• Wall Hung Credenza 60w 24d	UKFZ6024...	5742	6137	7158
Wall Hung Credenza 60w 30d	UKFZ6030...	5843	6235	7430
Wall Hung Credenza 66w 24d	UKFZ6624...	6160	6556	7646
Wall Hung Credenza 66w 30d	UKFZ6630...	6273	6660	7946
Wall Hung Credenza 72w 24d	UKFZ7224...	6160	6552	7711
Wall Hung Credenza 72w 30d	UKFZ7230...	6281	6666	8041
Wall Hung Credenza 78w 24d	UKFZ7824...	6413	6804	8035
Wall Hung Credenza 78w 30d	UKFZ7830...	6545	6930	8392

! Notes:

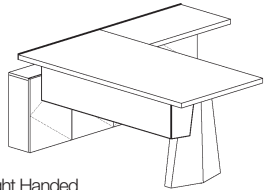
- Top finishes are listed above; specify Wood1 finish for elements below worksurface.
- Standard HPL top material is Formica 949 White Matte.
- Standard Solid Surface material is Avonite Polaris White, Matte.
- All units have a 9d base section.
- Vertical hinge door access standard on all units.
- All units must be attached to wall.
- Tops are included with wall hung units.
- No locks.
- Pencil catches are standard on Wall Hung Credenzas.

+ Options:

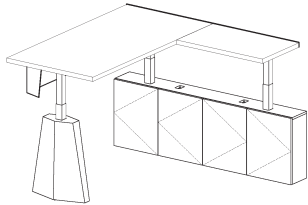
- Specify pencil catch finish from standard powdercoat colors or (MRBAS) Brushed Aluminum w/ Steel Tint.
 - (MRB) Resin Black
 - (MRBM) Resin Matte Black
 - (MRBZ) Resin Bronze
 - (MRSA) Resin Satin Aluminum
 - (MRTG) Resin Thunder Gray
 - (MRW) Resin White

To add Power, add "PWR" to end of Item Number; Add \$278. Power includes, Duplex and USB-A+C, soft plug Specify White, Silver or Black for height adjustable leg color.

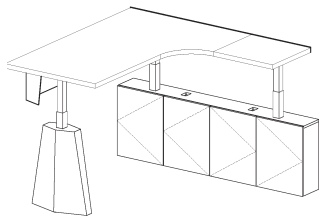
L-Shaped Wall Hung Credenza w/ Monolith
24-inch Deep Wall Hung Unit
29.9-48.4h Height Adjustable



Right Handed



Right Handed



Description	Prod. No. Prefix	Top Material (specify by code)		
		HPL	Wood1	Solid Surface
Square Corner, 30d Desk		...HP	...W	...SS
Wall Hung L-Shape 72w 24d x 72w 30d	UKKA7272...	16486	16258	17995
Wall Hung L-Shape 78w 24d x 72w 30d	UKKA7872...	16877	16638	18434
Wall Hung L-Shape 84w 24d x 72w 30d	UKKA8472...	17274	17025	18878
Wall Hung L-Shape 90w 24d x 84w 30d	UKKA9084...	17969	17684	19740
Wall Hung L-Shape 96w 24d x 84w 30d	UKKA9684...	18367	18071	20185
Wall Hung L-Shape 102w 24d x 84w 30d	UKKA10284...	18764	18457	20629
Wall Hung L-Shape 108w 24d x 84w 30d	UKKA10884...	19161	18844	21074
Wall Hung L-Shape 120w 24d x 84w 30d	UKKA12084...	20505	20167	22513
Square Corner, 36d Desk				
• Wall Hung L-Shape 72w 24d x 72w 36d	UKKB7272...	16592	16343	18196
Wall Hung L-Shape 78w 24d x 72w 36d	UKKB7872...	16982	16723	18634
Wall Hung L-Shape 84w 24d x 72w 36d	UKKB8472...	17379	17110	19079
Wall Hung L-Shape 90w 24d x 84w 36d	UKKB9084...	18097	17786	19987
Wall Hung L-Shape 96w 24d x 84w 36d	UKKB9684...	18494	18173	20432
Wall Hung L-Shape 102w 24d x 84w 36d	UKKB10284...	18892	18559	20876
Wall Hung L-Shape 108w 24d x 84w 36d	UKKB10884...	19289	18946	21321
Wall Hung L-Shape 120w 24d x 84w 36d	UKKB12084...	20633	20269	22760
Radius Corner, 30d Desk				
Wall Hung L-Shape 72w 24d x 72w 30d	UKKC7272...	16695	16425	18395
Wall Hung L-Shape 78w 24d x 72w 30d	UKKC7872...	17086	16806	18833
Wall Hung L-Shape 84w 24d x 72w 30d	UKKC8472...	17483	17192	19277
Wall Hung L-Shape 90w 24d x 84w 30d	UKKC9084...	18228	17890	20236
Wall Hung L-Shape 96w 24d x 84w 30d	UKKC9684...	18625	18277	20681
Wall Hung L-Shape 102w 24d x 84w 30d	UKKC10284...	19022	18664	21125
Wall Hung L-Shape 108w 24d x 84w 30d	UKKC10884...	19419	19050	21570
Wall Hung L-Shape 120w 24d x 84w 30d	UKKC12084...	20213	19824	22459
Radius Corner, 36d Desk				
• Wall Hung L-Shape 72w 24d x 72w 36d	UKKD7272...	16798	16507	18592
Wall Hung L-Shape 78w 24d x 72w 36d	UKKD7872...	17188	16887	19030
Wall Hung L-Shape 84w 24d x 72w 36d	UKKD8472...	17585	17274	19475
Wall Hung L-Shape 90w 24d x 84w 36d	UKKD9084...	18357	17993	20484
Wall Hung L-Shape 96w 24d x 84w 36d	UKKD9684...	18754	18380	20929
Wall Hung L-Shape 102w 24d x 84w 36d	UKKD10284...	19151	18767	21373
Wall Hung L-Shape 108w 24d x 84w 36d	UKKD10884...	19548	19153	21818
Wall Hung L-Shape 120w 24d x 84w 36d	UKKD12084...	20342	19927	22707

! Notes:

- Top finishes are listed above; specify Wood1 finish for elements below worksurface.
- Standard HPL top material is Formica 949 White Matte.
- Standard Solid Surface material is Avonite Polaris White, Matte.
- Wall hung plinth is 9-inches deep.
- Unit attaches to wall.
- Includes pencil catch.
- Unfinished back.
- No locks.

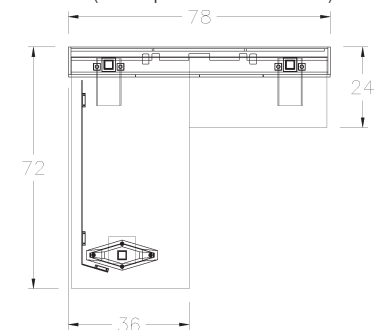
+ Options:

- Specify L for left; or R for right hand runoff. Place at the end of product number.
- Specify pencil catch finish from standard powdercoat colors listed below or (MRBAS) Brushed Aluminum w/ Steel Tint.
- Specify Modesty finish from standard powder coat colors.

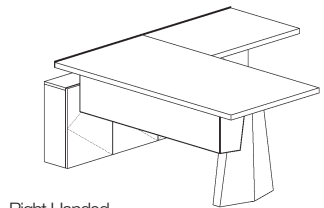
- (MRB) Resin Black
- (MRBM) Resin Matte Black
- (MRBZ) Resin Bronze
- (MRS) Resin Satin Aluminum
- (MRTG) Resin Thunder Gray
- (MRW) Resin White

To add Power, add "PWR" to end of Item Number; Add \$278. Power includes, Duplex and USB-A+C, soft plug
Specify White, Silver, or Black for height adjustable leg color

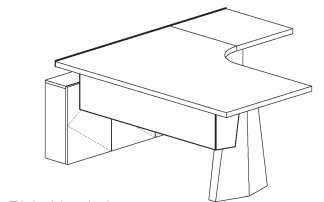
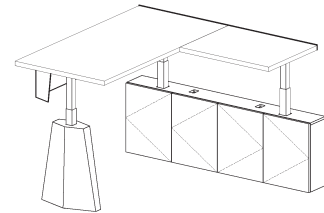
Wallhung dimension is listed first.
(Example of UKKB7872R)



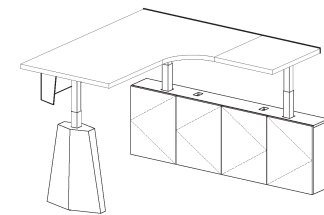
L-Shaped Wall Hung Credenza w/ Monolith
30-inch Deep Wall Hung Unit
29.9-48.4h Height Adjustable



Right Handed



Right Handed



Description	Prod. No. Prefix	Top Material (specify by code)		
		HPL	Wood1	Solid Surface
Square Corner, 30d Desk		...HP	...W	...SS
Wall Hung L-Shape 72w 30d x 72w 30d	UKKE7272...	16607	16372	18325
Wall Hung L-Shape 78w 30d x 72w 30d	UKKE7872...	17009	16764	18791
Wall Hung L-Shape 84w 30d x 72w 30d	UKKE8472...	17415	17159	19261
Wall Hung L-Shape 90w 30d x 84w 30d	UKKE9084...	18120	17829	20149
Wall Hung L-Shape 96w 30d x 84w 30d	UKKE9684...	18529	18225	20624
Wall Hung L-Shape 102w 30d x 84w 30d	UKKE10284...	18935	18621	21095
Wall Hung L-Shape 108w 30d x 84w 30d	UKKE10884...	19342	19017	21568
Wall Hung L-Shape 120w 30d x 84w 30d	UKKE12084...	20706	20359	23059
Square Corner, 36d Desk				
• Wall Hung L-Shape 72w 30d x 72w 36d	UKKF7272...	16713	16457	18526
Wall Hung L-Shape 78w 30d x 72w 36d	UKKF7872...	17114	16849	18991
Wall Hung L-Shape 84w 30d x 72w 36d	UKKF8472...	17520	17244	19462
Wall Hung L-Shape 90w 30d x 84w 36d	UKKF9084...	18248	17931	20396
Wall Hung L-Shape 96w 30d x 84w 36d	UKKF9684...	18656	18327	20871
Wall Hung L-Shape 102w 30d x 84w 36d	UKKF10284...	19063	18723	21342
Wall Hung L-Shape 108w 30d x 84w 36d	UKKF10884...	19470	19119	21815
Wall Hung L-Shape 120w 30d x 84w 36d	UKKF12084...	20834	20461	23306
Radius Corner, 30d Desk				
Wall Hung L-Shape 72w 30d x 72w 30d	UKKG7272...	16816	16539	18725
Wall Hung L-Shape 78w 30d x 72w 30d	UKKG7872...	17218	16932	19190
Wall Hung L-Shape 84w 30d x 72w 30d	UKKG8472...	17624	17326	19660
Wall Hung L-Shape 90w 30d x 84w 30d	UKKG9084...	18379	18035	20645
Wall Hung L-Shape 96w 30d x 84w 30d	UKKG9684...	18787	18431	21120
Wall Hung L-Shape 102w 30d x 84w 30d	UKKG10284...	19193	18828	21591
Wall Hung L-Shape 108w 30d x 84w 30d	UKKG10884...	19600	19223	22064
Wall Hung L-Shape 120w 30d x 84w 30d	UKKG12084...	20414	20016	23005
Radius Corner, 36d Desk				
• Wall Hung L-Shape 72w 30d x 72w 36d	UKKH7272...	16919	16621	18922
Wall Hung L-Shape 78w 30d x 72w 36d	UKKH7872...	17320	17013	19387
Wall Hung L-Shape 84w 30d x 72w 36d	UKKH8472...	17726	17408	19858
Wall Hung L-Shape 90w 30d x 84w 36d	UKKH9084...	18508	18138	20893
Wall Hung L-Shape 96w 30d x 84w 36d	UKKH9684...	18916	18534	21368
Wall Hung L-Shape 102w 30d x 84w 36d	UKKH10284...	19322	18931	21839
Wall Hung L-Shape 108w 30d x 84w 36d	UKKH10884...	19729	19326	22312
Wall Hung L-Shape 120w 30d x 84w 36d	UKKH12084...	20543	20119	23253

! Notes:

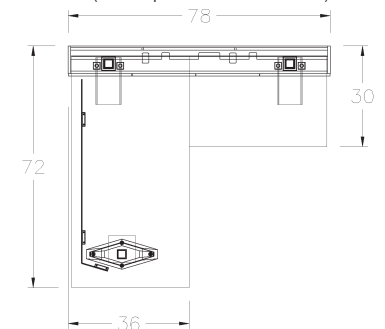
- Top finishes are listed above; specify Wood1 finish for elements below worksurface.
- Standard HPL top material is Formica 949 White Matte.
- Standard Solid Surface material is Avonite Polaris White, Matte.
- Wall hung plinth is 9-inches deep.
- Unit attaches to wall.
- Includes pencil catch.
- Unfinished back.
- No locks.

+ Options:

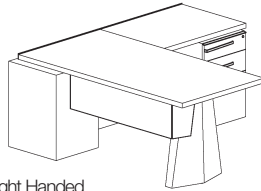
- Specify L for left; or R for right hand runoff. Place at the end of product number.
- Specify pencil catch finish from standard powdercoat colors listed below or (MRBAS) Brushed Aluminum w/ Steel Tint.
- Specify Modesty finish from standard powder coat colors.
- (MRB) Resin Black
- (MRSA) Resin Satin Aluminum
- (MRBM) Resin Matte Black
- (MRTG) Resin Thunder Gray
- (MRBZ) Resin Bronze
- (MRW) Resin White

To add Power, add "PWR" to end of Item Number; Add \$278. Power includes, Duplex and USB-A+C, soft plug
Specify White, Silver, or Black for height adjustable leg color

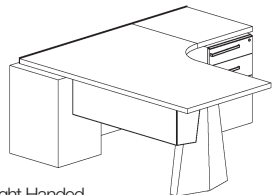
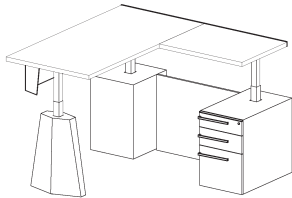
Wallhung dimension is listed first.
(Example of UKKF7872R)



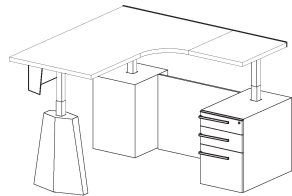
L-Shaped Desk w/ Monolith
30-inch Deep Runoff with BBF
29.9-48.4h Height Adjustable



Right Handed



Right Handed



Description	Prod. No. Prefix	Top Material (specify by code)		
		HPL	Wood1	Solid Surface
Square Corner, 30d Desk				
L-Shaped Desk 72w 30d x 72w 30d	UKKJ7272...	14139	13880	15791
L-Shaped Desk 78w 30d x 72w 30d	UKKJ7872...	14206	13934	15917
L-Shaped Desk 84w 30d x 72w 30d	UKKJ8472...	14273	13987	16044
L-Shaped Desk 90w 30d x 84w 30d	UKKJ9084...	14638	14314	16587
L-Shaped Desk 96w 30d x 84w 30d	UKKJ9684...	14705	14368	16713
Square Corner, 36d Desk				
L-Shaped Desk 72w 30d x 72w 36d	UKKL7272...	14245	13965	15992
L-Shaped Desk 78w 30d x 72w 36d	UKKL7872...	14312	14019	16118
L-Shaped Desk 84w 30d x 72w 36d	UKKL8472...	14378	14072	16244
L-Shaped Desk 90w 30d x 84w 36d	UKKL9084...	14766	14416	16834
L-Shaped Desk 96w 30d x 84w 36d	UKKL9684...	14833	14470	16960
Radius Corner, 30d Desk				
L-Shaped Desk 72w 30d x 72w 30d	UKKM7272...	14680	14348	16665
L-Shaped Desk 78w 30d x 72w 30d	UKKM7872...	14750	14402	16806
L-Shaped Desk 84w 30d x 72w 30d	UKKM8472...	14819	14456	16946
L-Shaped Desk 90w 30d x 84w 30d	UKKM9084...	15197	14782	17562
L-Shaped Desk 96w 30d x 84w 30d	UKKM9684...	15267	14836	17703
Radius Corner, 36d Desk				
L-Shaped Desk 72w 30d x 72w 36d	UKKN7272...	14786	14433	16866
L-Shaped Desk 78w 30d x 72w 36d	UKKN7872...	14855	14487	17006
L-Shaped Desk 84w 30d x 72w 36d	UKKN8472...	14924	14541	17147
L-Shaped Desk 90w 30d x 84w 36d	UKKN9084...	15325	14884	17809
L-Shaped Desk 96w 30d x 84w 36d	UKKN9684...	15395	14938	17950

! Notes:

Top finishes are listed above; specify Wood1 finish for elements below worksurface.

Standard HPL top material is Formica 949 White Matte.

Standard Solid Surface material is Avonite Polaris White, Matte.

Includes pencil catch.

BBF pedestal is 30-inches deep.

Unfinished back.

Locks included, for no locks specify NL.

Includes removable modesty panel.

Includes pencil catch.

Unfinished back.

+ Options:

Specify L for left; or R for right hand runoff. Place at the end of product number.

Specify pencil catch finish from standard powdercoat colors listed below or (MRBAS) Brushed Aluminum w/ Steel Tint.

Specify Modesty and Pull finish from standard powder coat colors.

(MRB) Resin Black

(MRS) Resin Satin Aluminum

(MRBM) Resin Matte Black

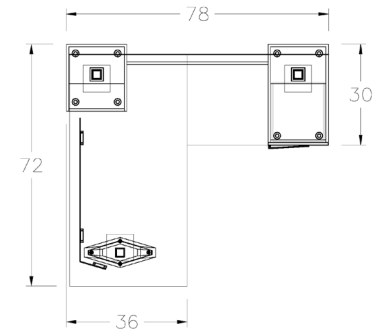
(MRTG) Resin Thunder Gray

(MRBZ) Resin Bronze

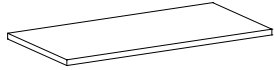
(MRW) Resin White

Specify White, Silver, or Black for height adjustable leg color

Runoff dimension is listed first.
(Example of UKKL7872R)



Tops, High Pressure Laminate



Description	Product No.	List \$	Product No.	List \$	Product No.	List \$	Product No.	List \$	Product No.	List \$	Product No.	List \$	Product No.	List \$
PVC Edge 1.5th	20d		24d		30d		36d		42d		48d		60d	
Top/Flat HPL:Self 16w	UKJA2016	743	UKJA2416	761	UKJA3016	786	UKJA3616	814	UKJA4216	841	UKJA4816	867	UKJA6016	922
Top/Flat HPL:Self 18w	UKJA2018	753	UKJA2418	774	UKJA3018	804	UKJA3618	835	UKJA4218	864	UKJA4818	895	UKJA6018	956
Top/Flat HPL:Self 20w	UKJA2020	767	UKJA2420	786	UKJA3020	822	UKJA3620	856	UKJA4220	888	UKJA4820	922	UKJA6020	989
Top/Flat HPL:Self 24w	UKJA2024	786	UKJA2424	814	UKJA3024	856	UKJA3624	895	UKJA4224	935	UKJA4824	975	UKJA6024	1057
Top/Flat HPL:Self 30w	UKJA2030	822	UKJA2430	856	UKJA3030	904	UKJA3630	956	UKJA4230	1006	UKJA4830	1057	UKJA6030	1158
Top/Flat HPL:Self 36w	UKJA2036	856	UKJA2436	895	UKJA3036	956	UKJA3636	1016	UKJA4236	1076	UKJA4836	1139	UKJA6036	1260
Top/Flat HPL:Self 42w	UKJA2042	888	UKJA2442	935	UKJA3042	1006	UKJA3642	1076	UKJA4242	1149	UKJA4842	1219	UKJA6042	1360
Top/Flat HPL:Self 48w	UKJA2048	922	UKJA2448	975	UKJA3048	1057	UKJA3648	1139	UKJA4248	1219	UKJA4848	1300	UKJA6048	1462
Top/Flat HPL:Self 54w	UKJA2054	956	UKJA2454	1016	UKJA3054	1106	UKJA3654	1200	UKJA4254	1290	UKJA4854	1380	UKJA6054	1561
• Top/Flat HPL:Self 60w	UKJA2060	989	UKJA2460	1057	UKJA3060	1158	UKJA3660	1260	UKJA4260	1360	UKJA4860	1462	UKJA6060	1663
Top/Flat HPL:Self 66w	UKJA2066	1024	UKJA2466	1097	UKJA3066	1210	UKJA3666	1320	UKJA4266	1431	UKJA4866	1542	UKJA6066	1765
Top/Flat HPL:Self 72w	UKJA2072	1057	UKJA2472	1139	UKJA3072	1260	UKJA3672	1380	UKJA4272	1502	UKJA4872	1623	UKJA6072	1867
Top/Flat HPL:Self 78w	UKJA2078	1092	UKJA2478	1178	UKJA3078	1310	UKJA3678	1442	UKJA4278	1573	UKJA4878	1704	UKJA6078	1967
Top/Flat HPL:Self 84w	UKJA2084	1124	UKJA2484	1219	UKJA3084	1360	UKJA3684	1502	UKJA4284	1643	UKJA4884	1786	UKJA6084	2069
Top/Flat HPL:Self 90w	UKJA2090	1158	UKJA2490	1260	UKJA3090	1411	UKJA3690	1561	UKJA4290	1716	UKJA4890	1867	UKJA6090	2169
Top/Flat HPL:Self 96w	UKJA2096	1192	UKJA2496	1300	UKJA3096	1462	UKJA3696	1623	UKJA4296	1786	UKJA4896	1947	UKJA6096	2271
Top/Flat HPL:Self 102w	UKJA20102	1225	UKJA24102	1341	UKJA30102	1512	UKJA36102	1684	UKJA42102	1855	UKJA48102	2028	UKJA60102	2372
Top/Flat HPL:Self 108w	UKJA20108	1260	UKJA24108	1380	UKJA30108	1561	UKJA36108	1745	UKJA42108	1927	UKJA48108	2108	UKJA60108	2473
Top/Flat HPL:Self 114w	UKJA20114	1294	UKJA24114	1421	UKJA30114	1613	UKJA36114	1807	UKJA42114	1997	UKJA48114	2189	UKJA60114	2574
Top/Flat HPL:Self 120w	UKJA20120	1328	UKJA24120	1462	UKJA30120	1663	UKJA36120	1867	UKJA42120	2069	UKJA48120	2271	UKJA60120	2675

! Notes:

Tops are 1 piece construction, so verify on larger tops that they will fit into space.
Standard HPL top material is Formica 949 White Matte.

+ Options—All Tops:

For Brush grommet/ Pencil Catch add BG to spec code and add \$7 per inch.

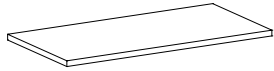
Brush grommets/pencil catches, must be 12 inches smaller than full width of top, 6in from each end of top minimum.

Ex. 72 inch top would get a max size brush grommet of 60 inch and the cost would be \$420.

Specify pencil catch finish from standard powdercoat colors or (MRBAS) Brushed Aluminum w/ Steel Tint.

- (MRB) Resin Black
- (MRBM) Resin Matte Black
- (MRBZ) Resin Bronze
- (MRSA) Resin Satin Aluminum
- (MRTG) Resin Thunder Gray
- (MRW) Resin White

Tops, Wood 1



Description	Product No.	List \$	Product No.	List \$	Product No.	List \$	Product No.	List \$	Product No.	List \$	Product No.	List \$	Product No.	List \$
Self Edge, 1.5th	20d		24d		30d		36d		42d		48d		60d	
Top/Flat Wood1:Self 16w	UKJB2016	1154	UKJB2416	1172	UKJB3016	1196	UKJB3616	1222	UKJB4216	1247	UKJB4816	1275	UKJB6016	1324
Top/Flat Wood1:Self 18w	UKJB2018	1164	UKJB2418	1184	UKJB3018	1213	UKJB3618	1242	UKJB4218	1271	UKJB4818	1300	UKJB6018	1358
Top/Flat Wood1:Self 20w	UKJB2020	1176	UKJB2420	1196	UKJB3020	1230	UKJB3620	1261	UKJB4220	1294	UKJB4820	1324	UKJB6020	1389
Top/Flat Wood1:Self 24w	UKJB2024	1196	UKJB2424	1222	UKJB3024	1261	UKJB3624	1300	UKJB4224	1337	UKJB4824	1377	UKJB6024	1452
Top/Flat Wood1:Self 30w	UKJB2030	1230	UKJB2430	1261	UKJB3030	1307	UKJB3630	1358	UKJB4230	1406	UKJB4830	1452	UKJB6030	1550
Top/Flat Wood1:Self 36w	UKJB2036	1261	UKJB2436	1300	UKJB3036	1358	UKJB3636	1414	UKJB4236	1472	UKJB4836	1531	UKJB6036	1645
Top/Flat Wood1:Self 42w	UKJB2042	1294	UKJB2442	1337	UKJB3042	1406	UKJB3642	1472	UKJB4242	1539	UKJB4842	1608	UKJB6042	1742
Top/Flat Wood1:Self 48w	UKJB2048	1324	UKJB2448	1377	UKJB3048	1452	UKJB3648	1531	UKJB4248	1608	UKJB4848	1684	UKJB6048	1838
Top/Flat Wood1:Self 54w	UKJB2054	1358	UKJB2454	1414	UKJB3054	1502	UKJB3654	1589	UKJB4254	1675	UKJB4854	1761	UKJB6054	1934
• Top/Flat Wood1:Self 60w	UKJB2060	1389	UKJB2460	1452	UKJB3060	1550	UKJB3660	1645	UKJB4260	1742	UKJB4860	1838	UKJB6060	2030
Top/Flat Wood1:Self 66w	UKJB2066	1421	UKJB2466	1493	UKJB3066	1597	UKJB3666	1703	UKJB4266	1809	UKJB4866	1915	UKJB6066	2127
Top/Flat Wood1:Self 72w	UKJB2072	1452	UKJB2472	1531	UKJB3072	1645	UKJB3672	1761	UKJB4272	1877	UKJB4872	1992	UKJB6072	2224
Top/Flat Wood1:Self 78w	UKJB2078	1486	UKJB2478	1569	UKJB3078	1695	UKJB3678	1819	UKJB4278	1944	UKJB4878	2070	UKJB6078	2318
Top/Flat Wood1:Self 84w	UKJB2084	1518	UKJB2484	1608	UKJB3084	1742	UKJB3684	1877	UKJB4284	2012	UKJB4884	2145	UKJB6084	2416
Top/Flat Wood1:Self 90w	UKJB2090	1550	UKJB2490	1645	UKJB3090	1790	UKJB3690	1934	UKJB4290	2079	UKJB4890	2224	UKJB6090	2512
Top/Flat Wood1:Self 96w	UKJB2096	1580	UKJB2496	1684	UKJB3096	1838	UKJB3696	1992	UKJB4296	2145	UKJB4896	2301	UKJB6096	2610
Top/Flat Wood1:Self 102w	UKJB20102	1614	UKJB24102	1722	UKJB30102	1886	UKJB36102	2050	UKJB42102	2214	UKJB48102	2376	UKJB60102	2704
Top/Flat Wood1:Self 108w	UKJB20108	1645	UKJB24108	1761	UKJB30108	1934	UKJB36108	2106	UKJB42108	2282	UKJB48108	2454	UKJB60108	2800
Top/Flat Wood1:Self 114w	UKJB20114	1678	UKJB24114	1799	UKJB30114	1982	UKJB36114	2164	UKJB42114	2347	UKJB48114	2531	UKJB60114	2897
Top/Flat Wood1:Self 120w	UKJB20120	1708	UKJB24120	1838	UKJB30120	2030	UKJB36120	2224	UKJB42120	2416	UKJB48120	2610	UKJB60120	2995

! Notes:

Tops are 1 piece construction, so verify on larger tops that they will fit into space.

+ Options—All Tops:

For Brush grommet/ Pencil Catch add BG to spec code and add \$7 per inch.

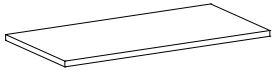
Brush grommets/pencil catches, must be 12 inches smaller than full width of top, 6in from each end of top minimum.

Ex. 72 inch top would get a max size brush grommet of 60 inch and the cost would be \$420.

Specify pencil catch finish from standard powdercoat colors or (MRBAS) Brushed Aluminum w/ Steel Tint.

- | | |
|--------------------------|-----------------------------|
| (MRB) Resin Black | (MRSA) Resin Satin Aluminum |
| (MRBM) Resin Matte Black | (MRTG) Resin Thunder Gray |
| (MRBZ) Resin Bronze | (MRW) Resin White |

Tops, Acrylic Solid Surface



Description	Product No.	List \$	Product No.	List \$	Product No.	List \$	Product No.	List \$	Product No.	List \$	Product No.	List \$	Product No.	List \$
Self Edge, 1.5th	20d		24d		30d		36d		42d		48d		60d	
Top/Flat SolidS:Self 16w	UKJC2016	1621	UKJC2416	1671	UKJC3016	1742	UKJC3616	1815	UKJC4216	1890	UKJC4816	1961	UKJC6016	2106
Top/Flat SolidS:Self 18w	UKJC2018	1651	UKJC2418	1706	UKJC3018	1789	UKJC3618	1870	UKJC4218	1953	UKJC4818	2035	UKJC6018	2199
Top/Flat SolidS:Self 20w	UKJC2020	1681	UKJC2420	1742	UKJC3020	1834	UKJC3620	1926	UKJC4220	2016	UKJC4820	2106	UKJC6020	2289
Top/Flat SolidS:Self 24w	UKJC2024	1742	UKJC2424	1815	UKJC3024	1926	UKJC3624	2035	UKJC4224	2144	UKJC4824	2253	UKJC6024	2473
Top/Flat SolidS:Self 30w	UKJC2030	1834	UKJC2430	1926	UKJC3030	2063	UKJC3630	2199	UKJC4230	2336	UKJC4830	2473	UKJC6030	2745
Top/Flat SolidS:Self 36w	UKJC2036	1926	UKJC2436	2035	UKJC3036	2199	UKJC3636	2364	UKJC4236	2528	UKJC4836	2690	UKJC6036	3020
Top/Flat SolidS:Self 42w	UKJC2042	2016	UKJC2442	2144	UKJC3042	2336	UKJC3642	2528	UKJC4242	2718	UKJC4842	2910	UKJC6042	3293
Top/Flat SolidS:Self 48w	UKJC2048	2106	UKJC2448	2253	UKJC3048	2473	UKJC3648	2690	UKJC4248	2910	UKJC4848	3129	UKJC6048	3568
Top/Flat SolidS:Self 54w	UKJC2054	2199	UKJC2454	2364	UKJC3054	2610	UKJC3654	2855	UKJC4254	3103	UKJC4854	3347	UKJC6054	3841
• Top/Flat SolidS:Self 60w	UKJC2060	2289	UKJC2460	2473	UKJC3060	2745	UKJC3660	3020	UKJC4260	3293	UKJC4860	3568	UKJC6060	4114
Top/Flat SolidS:Self 66w	UKJC2066	2381	UKJC2466	2583	UKJC3066	2883	UKJC3666	3183	UKJC4266	3484	UKJC4866	3785	UKJC6066	4387
Top/Flat SolidS:Self 72w	UKJC2072	2473	UKJC2472	2690	UKJC3072	3020	UKJC3672	3347	UKJC4272	3677	UKJC4872	4006	UKJC6072	4662
Top/Flat SolidS:Self 78w	UKJC2078	2564	UKJC2478	2800	UKJC3078	3157	UKJC3678	3512	UKJC4278	3867	UKJC4878	4224	UKJC6078	4935
Top/Flat SolidS:Self 84w	UKJC2084	2654	UKJC2484	2910	UKJC3084	3293	UKJC3684	3677	UKJC4284	4060	UKJC4884	4442	UKJC6084	5209
Top/Flat SolidS:Self 90w	UKJC2090	2745	UKJC2490	3020	UKJC3090	3429	UKJC3690	3841	UKJC4290	4249	UKJC4890	4662	UKJC6090	5483
Top/Flat SolidS:Self 96w	UKJC2096	2837	UKJC2496	3129	UKJC3096	3568	UKJC3696	4006	UKJC4296	4442	UKJC4896	4880	UKJC6096	5755
Top/Flat SolidS:Self 102w	UKJC20102	2930	UKJC24102	3238	UKJC30102	3704	UKJC36102	4169	UKJC42102	4634	UKJC48102	5100	UKJC60102	6028
Top/Flat SolidS:Self 108w	UKJC20108	3020	UKJC24108	3347	UKJC30108	3841	UKJC36108	4332	UKJC42108	4825	UKJC48108	5319	UKJC60108	6302
Top/Flat SolidS:Self 114w	UKJC20114	3110	UKJC24114	3458	UKJC30114	3977	UKJC36114	4497	UKJC42114	5017	UKJC48114	5538	UKJC60114	6575
Top/Flat SolidS:Self 120w	UKJC20120	3203	UKJC24120	3568	UKJC30120	4114	UKJC36120	4662	UKJC42120	5209	UKJC48120	5755	UKJC60120	6850

! Notes:

Tops are 1 piece construction, so verify on larger tops that they will fit into space.
Standard Solid Surface material is Avonite Polaris White, Matte.

+ Options—All Tops:

For Brush grommet/ Pencil Catch add BG to spec code and add \$7 per inch.

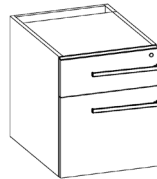
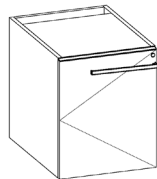
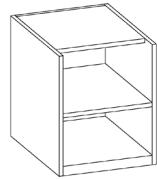
Brush grommets/pencil catches, must be 12 inches smaller than full width of top, 6in from each end of top minimum.

Ex. 72 inch top would get a max size brush grommet of 60 inch and the cost would be \$420.

Specify pencil catch finish from standard powdercoat colors or (MRBAS) Brushed Aluminum w/ Steel Tint.

- (MRB) Resin Black
- (MRBM) Resin Matte Black
- (MRBZ) Resin Bronze
- (MRSA) Resin Satin Aluminum
- (MRTG) Resin Thunder Gray
- (MRW) Resin White

Low Credenza Pedestal 22.4h



Description	20d		24d		FB Option	Add \$
	Prod.No.	List \$	Prod.No.	List \$		
	UKFB	\$ sum	UKFC	\$ sum	Spec Code	
		↑		↑		
	Spec Code	List \$	Spec Code	List \$		
Shelving 16w	A16	1665	A16	1740	FB	135
• Shelving 18w	A18	1686	A18	1764	FB	147
Shelving 20w	A20	1707	A20	1788	FB	160
Shelving 24w	A24	1809	A24	1911	FB	185
Shelving 30w	A30	1888	A30	2003	FB	222
Shelving 36w	A36	1967	A36	2095	FB	259
Cabinet 16w LH	CL16	2380	CL16	2452	FB	135
Cabinet 16w RH	CR16	2380	CR16	2452	FB	135
• Cabinet 18w LH	CL18	2410	CL18	2486	FB	147
Cabinet 18w RH	CR18	2410	CR18	2486	FB	147
Cabinet 20w LH	CL20	2456	CL20	2534	FB	160
Cabinet 20w RH	CR20	2456	CR20	2534	FB	160
Cabinet 24w LH	CL24	2568	C24	2663	FB	185
Cabinet 24w RH	CR24	2568	CR24	2663	FB	185
Cabinet 30w DBL	C30	3228	C30	3335	FB	222
Cabinet 36w DBL	C36	3427	C36	3546	FB	259
Box/File 16w	R16	2577	R16	2622	FB	135
• Box/File 18w	R18	2612	R18	2655	FB	147
Box/File 20w	R20	2662	R20	2675	FB	160
Box/File 24w	R24	2718	R24	2767	FB	185
Box/File 30w	R30	2836	R30	2891	FB	222
Box/File 36w	R36	2975	R36	3036	FB	259
Open/File 16w	W16	2599	W16	2671	FB	135
• Open/File 18w	W18	2629	W18	2703	FB	147
Open/File 20w	W20	2680	W20	2750	FB	160
Open/File 24w	W24	2756	W24	2842	FB	185
Open/File 30w	W30	2879	W30	2972	FB	222
Open/File 36w	W36	3022	W36	3124	FB	259
• Trash/Recycle 18w	T18	2734	T18	2803	FB	147
Trash/Recycle 20w	T20	2745	T20	2831	FB	160
Trash/Recycle 24w	T24	2839	T24	2948	FB	185

! Notes:

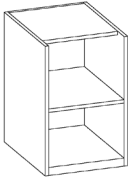
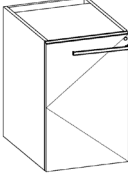
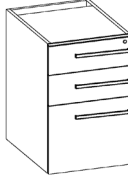

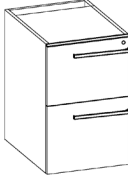
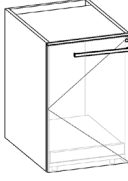

All pedestals have unfinished backs and are manufactured as combined units.
 Locks included, for no locks specify NL.
 Trash/Recycle units 18w x 20d and 20w x 20d contain (1) Trash/Recycle bin.
 Trash /Recycle units 24w x 20d and all units 24d will contain (2) Trash/Recycle bins.
 X4 extends the outer end panels 4 inches, to 24d, inside panels remain at 20d. Only available on 20d pedestals.

+ Options:

To add finished back add FB and add dollar amount to total.
 For ventilation cutout add code VS, add \$459 to pedestal.
 To extend the 20d pedestals on the end for wire passage, append X4 to end of the prefix code; add \$159.
 Pull finish in standard powder coat options.

- | | |
|--------------------------|-----------------------------|
| (MRB) Resin Black | (MRSB) Resin Satin Aluminum |
| (MRBM) Resin Matte Black | (MRTG) Resin Thunder Gray |
| (MRBZ) Resin Bronze | (MRW) Resin White |

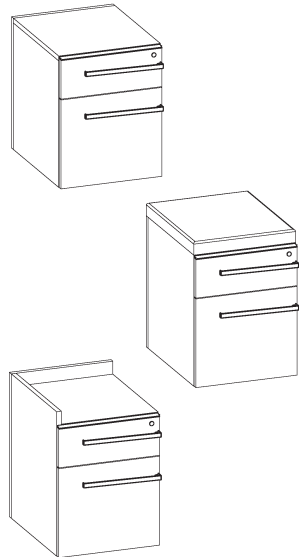
Specify pull location, user left or right justified; see page AUK3

Pedestals 28.4h	Description	Prod.No.	List \$	Prod.No.	List \$	Prod.No.	List \$	Prod.No.	List \$	FB Option Spec Code	Add \$
		20d		24d		30d		36d			
		UKFD	\$ sum	UKFE	\$ sum	UKFF	\$ sum	UKFG	\$ sum		
			↑		↑		↑		↑		
	Shelving 16w	A16	1738	A16	1826	—	—	—	—	FB	162
	• Shelving 18w	A18	1760	A18	1851	—	—	—	—	FB	178
	Shelving 20w	A20	1782	A20	1877	—	—	—	—	FB	193
	Shelving 24w	A24	1887	A24	2002	—	—	—	—	FB	225
	Shelving 30w	A30	1969	A30	2097	—	—	—	—	FB	272
	Shelving 36w	A36	2052	A36	2193	—	—	—	—	FB	319
	Cabinet 16w LH	CL16	2477	CL16	2562	—	—	—	—	FB	162
	Cabinet 16w RH	CR16	2477	CR16	2562	—	—	—	—	FB	162
	• Cabinet 18w LH	CL18	2512	CL18	2600	—	—	—	—	FB	178
	Cabinet 18w RH	CR18	2512	CR18	2600	—	—	—	—	FB	178
	Cabinet 20w LH	CL20	2561	CL20	2653	—	—	—	—	FB	193
	Cabinet 20w RH	CR20	2561	CR20	2653	—	—	—	—	FB	193
	Cabinet 24w LH	CL24	2682	CL24	2790	—	—	—	—	FB	225
	Cabinet 24w RH	CR24	2682	CR24	2790	—	—	—	—	FB	225
	Cabinet 30w DBL	C30	3355	C30	3475	—	—	—	—	FB	272
	Cabinet 36w DBL	C36	3566	C36	3699	—	—	—	—	FB	319
	2Box/File 16w	H16	2847	H16	2907	H16	2970	H16	3015	FB	162
	• 2Box/File 18w	H18	2895	H18	2949	H18	3136	H18	3182	FB	178
	2Box/File 20w	H20	2953	H20	2951	H20	3028	H20	3076	FB	193
	2Box/File 24w	H24	3028	H24	3090	—	—	—	—	FB	225
	2Box/File 30w	H30	3173	H30	3242	—	—	—	—	FB	272
	2Box/File 36w	H36	3339	H36	3415	—	—	—	—	FB	319
	Open/Box/File 16w	X16	2497	X16	2592	X16	2710	X16	2823	FB	162
	• Open/Box/File 18w	X18	2540	X18	2634	X18	2851	X18	2967	FB	178
	Open/Box/File 20w	X20	2586	X20	2649	X20	2773	X20	2891	FB	193
	Open/Box/File 24w	X24	2681	X24	2788	—	—	—	—	FB	225
	Open/Box/File 30w	X30	2818	X30	2934	—	—	—	—	FB	272
	Open/Box/File 36w	X36	2943	X36	3068	—	—	—	—	FB	319
	File/File 16w	K16	2680	K16	2729	K16	2760	K16	2805	FB	162
	• File/File 18w	K18	2715	K18	2766	K18	2938	K18	2985	FB	178
	File/File 20w	K20	2778	K20	2818	K20	2828	K20	2876	FB	193
	File/File 24w	K24	2836	K24	2893	—	—	—	—	FB	225
	File/File 30w	K30	2980	K30	3043	—	—	—	—	FB	272
	File/File 36w	K36	3134	K36	3203	—	—	—	—	FB	319
	Utility Tray 16w LH	UL16	2682	UL16	2961	—	—	—	—	FB	162
	Utility Tray 16w RH	UR16	2682	UR16	2961	—	—	—	—	FB	162
	• Utility Tray 18w LH	UL18	2714	UL18	3010	—	—	—	—	FB	178
	Utility Tray 18w RH	UR18	2714	UR18	3010	—	—	—	—	FB	178
	Utility Tray 20w LH	UL20	2768	UL20	3074	—	—	—	—	FB	193
	Utility Tray 20w RH	UR20	2768	UR20	3074	—	—	—	—	FB	193
	Utility Tray 24w LH	UL24	2827	UL24	3173	—	—	—	—	FB	225
	Utility Tray 24w RH	UR24	2827	UR24	3173	—	—	—	—	FB	225
	Utility Tray 30w DBL	U30	2951	U30	3347	—	—	—	—	FB	272
	Utility Tray 36w DBL	U36	3096	U36	3542	—	—	—	—	FB	319
	• Trash/Recycle 18w	T18	2463	T18	2917	—	—	—	—	FB	178
	Trash/Recycle 20w	T20	2503	T20	2949	—	—	—	—	FB	193
	Trash/Recycle 24w	T24	2555	T24	3076	—	—	—	—	FB	225

> See following page for Notes and Options.

- ! Notes (for previous page):
 All pedestals have unfinished backs and are manufactured as combined units.
 Locks included, for no locks specify NL.
 Trash/Recycle units 18w x 20d and 20w x 20d contain (1) Trash/Recycle bin.
 Trash/Recycle units 24w x 20d and all units 24d will contain (2) Trash/Recycle bins.
 X4 extends the outer end panels 4 inches, to 24d; inside panels remain at 20d. Only available on 20d pedestals.
 X6 extends the outer end panels 6 inches, to 30d and 36d; Inside panels remain at 24d and 30d. Only available on 24d and 30d pedestals.
- + Options:
 To add finished back add FB and add dollar amount to total.
 For ventilation cutout add code VS, add \$459 to pedestal.
 To extend the 20d pedestals on the end for wire passage, append X4 to end of the prefix code; add \$193.
 To extend the 30d pedestals on the end for wire passage, append X6 to end of the prefix code; add \$290.
 Pull finish in standard powder coat options.
- | | |
|--------------------------|---------------------------|
| (MRB) Resin Black | (MRTG) Resin Thunder Gray |
| (MRBM) Resin Matte Black | (MRW) Resin White |
| (MRBZ) Resin Bronze | |
- Specify pull location, user left or right justified; see page AUK3

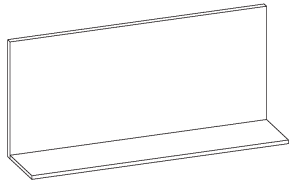
Mobile Pedestals



20d	COM yds	Box/File	
• Mobile Ped, Self Top 18w 21h		UKFHBF18S	2676
• Mobile Ped, Cushion 18w 23h	1	UKFHBF18C	3121
• Mobile Ped, LH extension 18w 23h		UKFHBF18L	2682
• Mobile Ped, RH extension 18w 23h		UKFHBF18R	2682

- ! Notes:
 Locks included, for no locks specify NL.
 Finished backs.
 Height with extension and with cushion is 23h. Will not fit under low pedestal worksurface.
- + Options:
 Pull finish in standard powder coat options.
- | | |
|--------------------------|---------------------------|
| (MRB) Resin Black | (MRTG) Resin Thunder Gray |
| (MRBM) Resin Matte Black | (MRW) Resin White |
| (MRBZ) Resin Bronze | |
- Specify pull location on mobile peds with cushion or self top, left or right justified; see page AUK3.
 Peds with LH or RH extension pulls are justified opposite the extension.

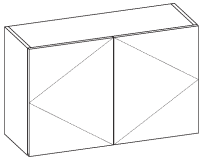
Wall Hung Work Walls



Description	Width	Product No.	List \$
14.75d		24h	
• L-Shelf 60w	60	UKLBA60	1163
L-Shelf 66w	66	UKLBA66	1219
L-Shelf 72w	72	UKLBA72	1275
L-Shelf 78w	78	UKLBA78	1331
L-Shelf 84w	84	UKLBA84	1387
L-Shelf 90w	90	UKLBA90	1443
L-Shelf 96w	96	UKLBA96	1499
L-Shelf 102w	102	UKLBA102	1556
L-Shelf 108w	108	UKLBA108	1612
L-Shelf 114w	114	UKLBA114	1668
L-Shelf 120w	120	UKLBA120	1724

Upper Configuration Units	Depth/Height	Width	Spec Code	↑ \$0
Open Space (w)		6-120	X(w)	
L-Open Shelving LH 18w	14d 20h	18	AL18	3789
L-Open Shelving RH 18w	14d 20h	18	AR18	3789
L-Open Shelving LH 24w	14d 20h	24	AL24	4261
L-Open Shelving RH 24w	14d 20h	24	AR24	4261
• L-Open Shelving LH 30w	14d 20h	30	AL30	4733
L-Open Shelving RH 30w	14d 20h	30	AR30	4733
L-Open Shelving LH 36w	14d 20h	36	AL36	5205
L-Open Shelving RH 36w	14d 20h	36	AR36	5205
L-Open Shelving LH 42w	14d 20h	42	AL42	5677
L-Open Shelving RH 42w	14d 20h	42	AR42	5677
L-Open Shelving LH 48w	14d 20h	48	AL48	6149
L-Open Shelving RH 48w	14d 20h	48	AR48	6149
L-Open Shelving LH 54w	14d 20h	54	AL54	6621
L-Open Shelving RH 54w	14d 20h	54	AR54	6621
• 18 Slider: 18 L-Open 36w	14.75d 20h	36	BL36	5812
18 L-Open: 18 Slider 36w	14.75d 20h	36	BR36	5812
21 Slider: 21 L-Open 36w	14.75d 20h	42	BL42	6103
21 L-Open: 21 Slider 36w	14.75d 20h	42	BR42	6103
24 Slider: 24 L-Open 48w	14.75d 20h	48	BL48	6344
24 L-Open: 24 Slider 48w	14.75d 20h	48	BR48	6344
27 Slider: 27 L-Open 54w	14.75d 20h	54	BL54	6845
27 L-Open: 27 Slider 54w	14.75d 20h	54	BR54	6845
12 Cab: 18 L-Open 30w	14.75d 20h	30	CL30	5576
18 L-Open: 12 Cab 30w	14.75d 20h	30	CR30	5576
• 18 Cab: 18 L-Open 36w	14.75d 20h	36	CL36	5649
18 L-Open: 18 Cab 36w	14.75d 20h	36	CR36	5649
18 Cab: 30 L-Open 48w	14.75d 20h	48	CL48	6594
30 L-Open: 18 Cab 48w	14.75d 20h	48	CR48	6594
18 Cab: 36 L-Open 54w	14.75d 20h	54	CL54	7066
36 L-Open: 18 Cab 54w	14.75d 20h	54	CR54	7066

(listing continued on following page)

Description	#Doors	Depth/Height	Width	Spec Code	List \$
 Cabinet 18w LH	1	14.75d 20h	18	CL18	1861
Cabinet 18w RH	1	14.75d 20h	18	CR18	1861
Cabinet 24w LH	1	14.75d 20h	24	CL24	1934
Cabinet 24w RH	1	14.75d 20h	24	CR24	1934
Cabinet 30w	2	14.75d 20h	30	C30	2026
• Cabinet 36w	2	14.75d 20h	36	C36	2099
Cabinet 48w	3	14.75d 20h	48	C48	2245
Cabinet 54w	3	14.75d 20h	54	C54	2318
Shelf 12w		9.5d	12	S12	2255
Shelf 18w		9.5d	18	S18	2678
• Shelf 24w		9.5d	24	S24	3102
Shelf 30w		9.5d	30	S30	3526
Shelf 36w		9.5d	36	S36	3950

Lower Configuration Units

Open Space (w)			6-120	K(w)	\$0
Box Drawer 18w		14.75d 5.5h	18	H18	795
• Box Drawer 24w		14.75d 5.5h	24	H24	989
Box Drawer 30w		14.75d 5.5h	30	H30	1052
Box Drawer 36w		14.75d 5.5h	36	H36	1145

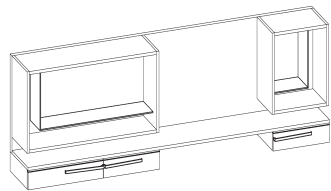
> To Order:
 Order L-Shelf w/ upper and lower configuration as one unit specifying left to right and top to bottom; add L-Shelf price plus spec code prices for total list price.
 Ex. Unit to left is UKLBA96-AL42-X(36)-AR18-H24-H18-K(36)-H18; total list price is \$13544.

! Notes:

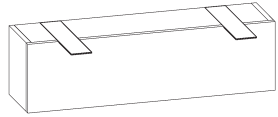
- Top of hutches to be mounted 60.5h.
- Lower shelves to be 37.25 from floor.
- Maximum metal shelf weight is 10 lbs per linear foot.
- For an adjacent shelving unit, metal shelf must be held short. See option to specify.
- 9.5 deep shelves must attach to an adjacent cabinet.
- All hutches come in one piece up to 120-inches, please notify CSR if needed in 2-piece construction.
- Individual Box Drawer pulls are justified towards center of workwall.

+ Options:

- Specify metal shelf finish and pull finish from standard powder coat colors.
 - (MRB) Resin Black
 - (MRBM) Resin Matte Black
 - (MRBZ) Resin Bronze
 - (MRS) Resin Satin Aluminum
 - (MRTG) Resin Thunder Gray
 - (MRW) Resin White
- For (MRBAS) Resin Brushed Aluminum w/ Steel Tint shelf specify MRBAS; no price change.



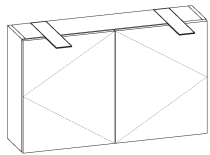
Wall Hung Plinth Top Supports



Description	#Doors	Width	Product No.	List \$
10h				
Wall Hung Plinth Top Support 24w 9d		24	UKLCA24	1889
Wall Hung Plinth Top Support 30w 9d		30	UKLCA30	1926
• Wall Hung Plinth Top Support 36w 9d		36	UKLCA36	1962
Wall Hung Plinth Top Support 42w 9d		42	UKLCA42	2047
Wall Hung Plinth Top Support 48w 9d		48	UKLCA48	2084
Wall Hung Plinth Top Support 54w 9d		54	UKLCA54	2120
Wall Hung Plinth Top Support 60w 9d		60	UKLCA60	2156

! Notes:

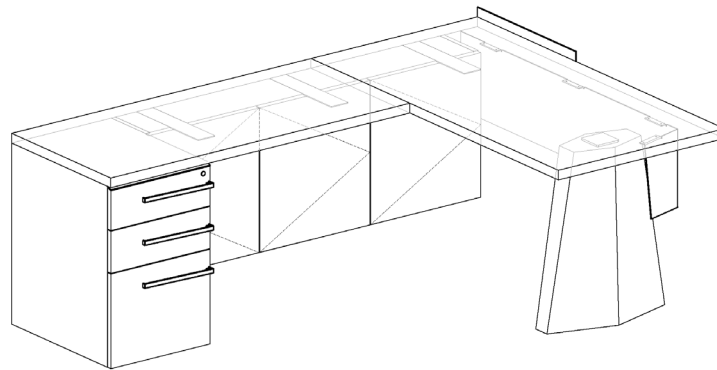
To be used with 20-inch deep worksurface only.
 Must be used in conjunction with wall hung pedestals. Cannot support worksurface alone.
 10-inch wall hung supports have opening in the bottom to manage wires.
 +- 18.4 from floor - check wall receptacles heights for clearance.



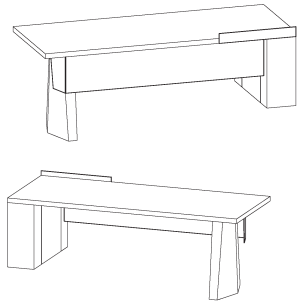
Description	#Doors	Width	Product No.	List \$
22.3h				
Wall Hung Plinth Top Support 24w 9d	1	24	UKLCB24	1959
Wall Hung Plinth Top Support 30w 9d	2	30	UKLCB30	2008
• Wall Hung Plinth Top Support 36w 9d	2	36	UKLCB36	2056
Wall Hung Plinth Top Support 42w 9d	2	42	UKLCB42	2153
Wall Hung Plinth Top Support 48w 9d	3	48	UKLCB48	2201
Wall Hung Plinth Top Support 54w 9d	3	54	UKLCB54	2250
Wall Hung Plinth Top Support 60w 9d	3	60	UKLCB60	2298

! Notes:

To be used with 20-inch deep worksurface only.
 Must be used in conjunction with wall hung pedestals. Cannot support worksurface alone.
 22.3h wall hung supports have access in back for wall receptacles.
 + 6-inches from floor.



Runoff Plinth/Monolith
29.9 Fixed Height



Description	Product No.	1.5"th Self-Edge	
		HPL	Wood1
		...HP	...SW
LH Runoff 72w 30d	UKLCC7230L...	4949	4791
• RH Runoff 72w 30d	UKLCC7230R...	4949	4791
LH Runoff 78w 30d	UKLCC7830L...	5077	4906
RH Runoff 78w 30d	UKLCC7830R...	5077	4906
LH Runoff 84w 30d	UKLCC8430L...	5205	5021
RH Runoff 84w 30d	UKLCC8430R...	5205	5021
LH Runoff 72w 36d	UKLCC7236L...	5069	4880
RH Runoff 72w 36d	UKLCC7236R...	5069	4880
LH Runoff 78w 36d	UKLCC7836L...	5207	5002
RH Runoff 78w 36d	UKLCC7836R...	5207	5002
LH Runoff 84w 36d	UKLCC8436L...	5346	5125
RH Runoff 84w 36d	UKLCC8436R...	5346	5125

! Notes:

Top finishes are listed above; specify Wood1 finish for elements below worksurface.

Standard HPL top material is Formica 949 White Matte.

Plinth is wall mounted.

Includes 24-inch pencil catch; specify finish from standard powdercoat colors listed below or (MRBAS) Brushed Aluminum w/ Steel Tint.

Metal modesty panel is 12h.

+ Options:

Specify Modesty finish from standard powder coat colors.

(MRB) Resin Black

(MRSB) Resin Satin Aluminum

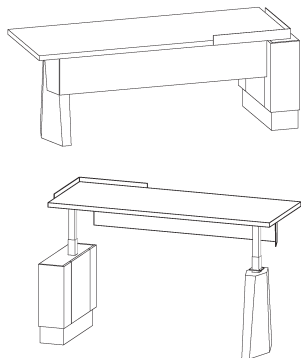
(MRBM) Resin Matte Black

(MRTG) Resin Thunder Gray

(MRBZ) Resin Bronze

(MRW) Resin White

Runoff Plinth/Monolith
29.9-48.4h Height Adjustable



Description	Product No.	1.5"th Self-Edge	
		...HP	...SW
LH Runoff 72w 30d	UKLCD7230L...	7077	6919
• RH Runoff 72w 30d	UKLCD7230R...	7077	6919
LH Runoff 78w 30d	UKLCD7830L...	7206	7035
RH Runoff 78w 30d	UKLCD7830R...	7206	7035
LH Runoff 84w 30d	UKLCD8430L...	7334	7150
RH Runoff 84w 30d	UKLCD8430R...	7334	7150
LH Runoff 72w 36d	UKLCD7236L...	7198	7008
RH Runoff 72w 36d	UKLCD7236R...	7198	7008
LH Runoff 78w 36d	UKLCD7836L...	7336	7131
RH Runoff 78w 36d	UKLCD7836R...	7336	7131
LH Runoff 84w 36d	UKLCD8436L...	7474	7253
RH Runoff 84w 36d	UKLCD8436R...	7474	7253

! Notes:

Top finishes are listed above; specify Wood1 finish for elements below worksurface.

Standard HPL top material is Formica 949 White Matte.

L-shaped pencil catch; specify finish from standard powdercoat colors listed below.

Metal modesty panel is 12h.

+ Options:

Specify Modesty finish from standard powder coat colors.

(MRB) Resin Black

(MRSB) Resin Satin Aluminum

(MRBM) Resin Matte Black

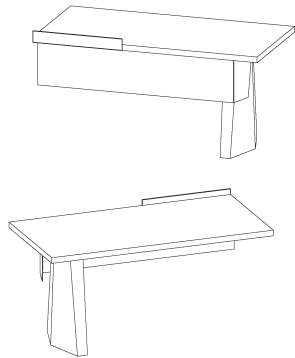
(MRTG) Resin Thunder Gray

(MRBZ) Resin Bronze

(MRW) Resin White

Specify White, Silver, or Black for height adjustable leg color

Runoff w/ Monolith Base
29.9 Fixed Height



Description	Product No.	1.5"th Self-Edge	
		HPL	Wood1
• LH Runoff 72w 30d	UKLOE7230L	...HP 3834	...SW 3676
RH Runoff 72w 30d	UKLOE7230R	3834	3676
LH Runoff 78w 30d	UKLCE7830L	3962	3791
RH Runoff 78w 30d	UKLCE7830R	3962	3791
LH Runoff 84w 30d	UKLCE8430L	4090	3906
RH Runoff 84w 30d	UKLCE8430R	4090	3906
LH Runoff 72w 36d	UKLCE7236L	3954	3765
RH Runoff 72w 36d	UKLCE7236R	3954	3765
LH Runoff 78w 36d	UKLCE7836L	4093	3887
RH Runoff 78w 36d	UKLCE7836R	4093	3887
LH Runoff 84w 36d	UKLCE8436L	4231	4010
RH Runoff 84w 36d	UKLCE8436R	4231	4010

! Notes:

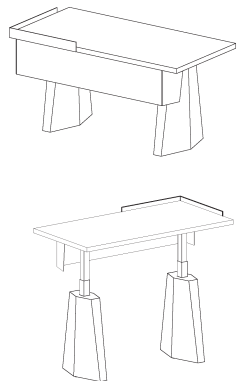
Top finishes are listed above; specify Wood1 finish for elements below worksurface.
 Standard HPL top material is Formica 949 White Matte.
 To be used with wall hung top support plinth on page AUK26.
 Includes 24-inch pencil catch; specify finish from standard powdercoat colors listed below or (MRBAS) Brushed Aluminum w/ Steel Tint.
 Metal modesty panel is 12h.

+ Options:

Specify Modesty finish from standard powder coat colors.

(MRB) Resin Black	(MRSA) Resin Satin Aluminum
(MRBM) Resin Matte Black	(MRTG) Resin Thunder Gray
(MRBZ) Resin Bronze	(MRW) Resin White

Runoff w/ Monolith Base
29.9-48.4h Height Adjustable



Description	Product No.	1.5"th Self-Edge	
		...HP	...SW
• LH Runoff 72w 30d	UKLCF7230L	6879	6721
RH Runoff 72w 30d	UKLCF7230R	6879	6721
LH Runoff 78w 30d	UKLCF7830L	7007	6836
RH Runoff 78w 30d	UKLCF7830R	7007	6836
LH Runoff 84w 30d	UKLCF8430L	7136	6951
RH Runoff 84w 30d	UKLCF8430R	7136	6951
LH Runoff 72w 36d	UKLCF7236L	7000	6810
RH Runoff 72w 36d	UKLCF7236R	7000	6810
LH Runoff 78w 36d	UKLCF7836L	7138	6933
RH Runoff 78w 36d	UKLCF7836R	7138	6933
LH Runoff 84w 36d	UKLCF8436L	7276	7055
RH Runoff 84w 36d	UKLCF8436R	7276	7055

! Notes:

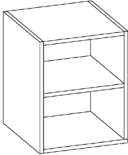
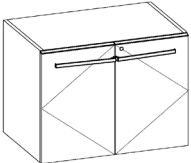

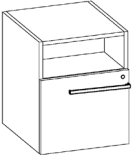

Top finishes are listed above; specify Wood1 finish for elements below worksurface.
 Standard HPL top material is Formica 949 White Matte.
 L-shaped pencil catch; specify finish from standard powdercoat colors listed below.
 Metal modesty panel is 12h.

+ Options:

Specify Modesty finish from standard powder coat colors.

(MRB) Resin Black	(MRSA) Resin Satin Aluminum
(MRBM) Resin Matte Black	(MRTG) Resin Thunder Gray
(MRBZ) Resin Bronze	(MRW) Resin White

Specify White, Silver, or Black for height adjustable leg color

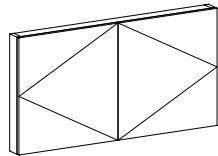
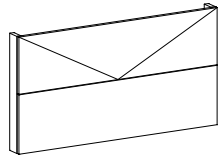
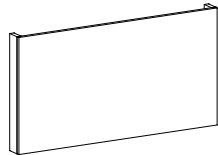
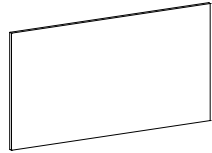
Description		Prod.No.	List \$
Wall Hung Credenza Pedestal 22.4h		20d	
		UKLD	\$ sum
		↑	
		Spec Code	List \$
	Shelving 16w	A16	1975
	• Shelving 18w	A18	1996
	Shelving 20w	A20	2018
	Shelving 24w	A24	2124
	Shelving 30w	A30	2205
	Shelving 36w	A36	2286
	Cabinet 16w LH	CL16	2711
	Cabinet 16w RH	CR16	2711
	Cabinet 18w LH	CL18	2743
	Cabinet 18w RH	CR18	2743
	Cabinet 20w LH	CL20	2789
	Cabinet 20w RH	CR20	2789
	Cabinet 24w LH	CL24	2905
	Cabinet 24w RH	CR24	2905
	• Cabinet 30w DBL	C30	3585
	Cabinet 36w DBL	C36	3790
	Box/File 16w	R16	2817
	• Box/File 18w	R18	2847
	Box/File 20w	R20	2897
	Box/File 24w	R24	2950
	Box/File 30w	R30	3047
	Box/File 36w	R36	3168
	Open/File 16w	W16	2841
	• Open/File 18w	W18	2871
	Open/File 20w	W20	2921
	Open/File 24w	W24	2996
	Open/File 30w	W30	3099
	Open/File 36w	W36	3260
	• Trash/Recycle 18w	T18	2984
	Trash/Recycle 20w	T20	2995
	Trash/Recycle 24w	T24	3090

! Notes:
 All pedestals have unfinished backs and are manufactured as combined units.
 Mounted 6-inches off floor. 28.4-inches to case top (29.9h with worksurface).
 Locks included, for no locks specify NL.
 Trash/Recycle units 18w x 20d and 20w x 20d contain (1) Trash/Recycle bin.
 Trash /Recycle units 24w x 20d will contain (2) Trash/Recycle bins.

+ Options:
 Pull finish in standard powder coat options.
 (MRB) Resin Black (MRS) Resin Satin Aluminum
 (MRBM) Resin Matte Black (MRTG) Resin Thunder Gray
 (MRBZ) Resin Bronze (MRW) Resin White
 Specify pull location, user left or right justified; see page AUK3.



Modesty Panels



Description	Product No.	List \$	Product No.	List \$	Product No.	List \$	Product No.	List \$
22.4h	Fixed Finished Back 0.75d		Removable 3d		Horizontal Hinged 3d		Vertical Hinged 3d	
ModPanel: Low Credenza 16w	UKGFA-16	546	UKGRA-16	627	—	—	—	—
ModPanel: Low Credenza 18w	UKGFA-18	561	UKGRA-18	641	—	—	—	—
ModPanel: Low Credenza 20w	UKGFA-20	574	UKGRA-20	656	—	—	—	—
ModPanel: Low Credenza 24w	UKGFA-24	604	UKGRA-24	685	—	—	—	—
ModPanel: Low Credenza 30w	UKGFA-30	645	UKGRA-30	728	—	—	—	—
ModPanel: Low Credenza 36w	UKGFA-36	690	UKGRA-36	771	UKGHA-36	1148	UKGVA-36	1242
ModPanel: Low Credenza 42w	UKGFA-42	732	UKGRA-42	814	UKGHA-42	1190	UKGVA-42	1286
ModPanel: Low Credenza 48w	UKGFA-48	775	UKGRA-48	857	UKGHA-48	1234	UKGVA-48	1329
ModPanel: Low Credenza 54w	UKGFA-54	818	UKGRA-54	899	UKGHA-54	1277	UKGVA-54	1372
ModPanel: Low Credenza 60w	UKGFA-60	862	UKGRA-60	1118	UKGHA-60	1553	UKGVA-60	1637
ModPanel: Low Credenza 72w	UKGFA-72	904	UKGRA-72	1160	UKGHA-72	1595	UKGVA-72	1680
ModPanel: Low Credenza 84w	—	—	UKGRA-84	1205	UKGHA-84	1639	UKGVA-84	1724
ModPanel: Low Credenza 96w	—	—	UKGRA-96	1247	UKGHA-96	1681	UKGVA-96	1767
ModPanel: Low Credenza 108w	—	—	UKGRA-108	1293	UKGHA-108	1725	UKGVA-108	1810
ModPanel: Low Credenza 120w	—	—	UKGRA-120	1335	UKGHA-120	1768	UKGVA-120	1852
28.4	Fixed Finished Back 0.75d		Removable 3d		Horizontal Hinged 3d		Vertical Hinged 3d	
ModPanel: Credenza 16w	UKGFB-16	574	UKGRB-16	656	—	—	—	—
ModPanel: Credenza 18w	UKGFB-18	592	UKGRB-18	673	—	—	—	—
ModPanel: Credenza 20w	UKGFB-20	610	UKGRB-20	692	—	—	—	—
ModPanel: Credenza 24w	UKGFB-24	645	UKGRB-24	728	—	—	—	—
ModPanel: Credenza 30w	UKGFB-30	699	UKGRB-30	781	—	—	—	—
ModPanel: Credenza 36w	UKGFB-36	753	UKGRB-36	835	UKGHB-36	1212	UKGVB-36	1306
ModPanel: Credenza 42w	UKGFB-42	809	UKGRB-42	890	UKGHB-42	1266	UKGVB-42	1360
ModPanel: Credenza 48w	UKGFB-48	862	UKGRB-48	944	UKGHB-48	1320	UKGVB-48	1414
ModPanel: Credenza 54w	UKGFB-54	917	UKGRB-54	999	UKGHB-54	1373	UKGVB-54	1468
ModPanel: Credenza 60w	UKGFB-60	970	UKGRB-60	1264	UKGHB-60	1698	UKGVB-60	1783
ModPanel: Credenza 72w	UKGFB-72	1024	UKGRB-72	1318	UKGHB-72	1751	UKGVB-72	1836
ModPanel: Credenza 84w	—	—	UKGRB-84	1372	UKGHB-84	1807	UKGVB-84	1890
ModPanel: Credenza 96w	—	—	UKGRB-96	1425	UKGHB-96	1861	UKGVB-96	1944
ModPanel: Credenza 108w	—	—	UKGRB-108	1478	UKGHB-108	1914	UKGVB-108	1997
ModPanel: Credenza 120w	—	—	UKGRB-120	1533	UKGHB-120	1967	UKGVB-120	2052

! Notes:

Panels over 54 inches come with T panel included.

Parametric pricing, use price of panel just larger than size needed, Replace dimension on Product number with actual dimension.

+ Options (for all except Fixed Finished Back panels):

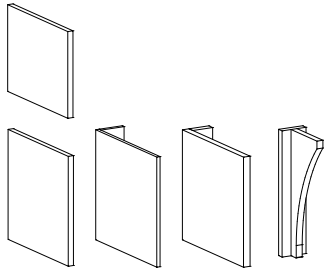
For finished end left, add L to the product number.

Ex. For 16w 22.4h Removable ModPanel with finished end left, product number is UKGRA-16L

For finished end right, add R to the product number.

For finished both ends, add B to the product number.

Base Panels



Description	Product No.	List \$	Product No.	List \$	Product No.	List \$	Product No.	List \$
22.4h	End Panels 1.5th		L-Panels 6w 0.75th		L-Panels 6w 1.5th		T-Panels 6w 1.5th	
Base Panel 20d 22.4h	UKHA20	628	UKHC20	618	UKHE20	678	UKHG20	731
Base Panel 24d 22.4h	UKHA24	678	UKHC24	645	UKHE24	727	UKHG24	780
• Base Panel 30d 22.4h	UKHA30	727	UKHC30	690	UKHE30	776	UKHG30	830
Base Panel 36d 22.4h	UKHA36	776	UKHC36	732	UKHE36	826	UKHG36	880
28.4h	End Panels 1.5th		L-Panels 6w 0.75th		L-Panels 6w 1.5th		T-Panels 6w 1.5th	
Base Panel 20d 28.4h	UKHB20	678	UKHD20	664	UKHF20	739	UKHH20	793
Base Panel 24d 28.4h	UKHB24	739	UKHD24	699	UKHF24	802	UKHH24	856
• Base Panel 30d 28.4h	UKHB30	802	UKHD30	753	UKHF30	863	UKHH30	917
Base Panel 36d 28.4h	UKHB36	863	UKHD36	809	UKHF36	923	UKHH36	977

! Notes:

End Panels to be used only next to pedestals.
 L-Panels to be used when not next to a pedestal.
 Specify L for left, or R for right hand End or L-panel. Place at the end of the Product number.
 T-Panels must be used on open spans larger than 54w.

Top Supports

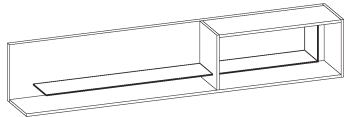
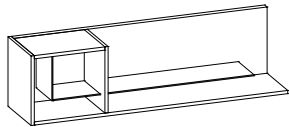
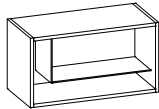


1.5th			
Top Supports 12w 4.5h	UKHJ12	537	
• Top Supports 15w 4.5h	UKHJ15	548	
Top Supports 18w 4.5h	UKHJ18	561	

! Notes:

Top supports assist in the transition of tops from standard height to low credenza height.

Hutches, Open Shelving



Description	width	Product No.	List \$	Product No.	List \$
14d		16h		24h	
L-Open Shelving 18w	18	UKLAA18	3580	UKLAB18	3870
L-Open Shelving 24w	24	UKLAA24	4062	UKLAB24	4357
• L-Open Shelving 30w	30	UKLAA30	4545	UKLAB30	4845
L-Open Shelving 36w	36	UKLAA36	5028	UKLAB36	5332
L-Open Shelving 42w	42	UKLAA42	5511	UKLAB42	5819
L-Open Shelving 48w	48	UKLAA48	5993	UKLAB48	6307
L-Open Shelving 54w	54	UKLAA54	6476	UKLAB54	6794
L-Open Shelving 60w	60	UKLAA60	6959	UKLAB60	7282
• 18 L-Open/48 Open	66	UKLAA66L	9970	UKLAB66L	10299
48 Open/18 L-Open	66	UKLAA66R	9970	UKLAB66R	10299
18 L-Open/54 Open	72	UKLAA72L	10565	UKLAB72L	10898
54 Open/18 L-Open	72	UKLAA72R	10565	UKLAB72R	10898
18 L-Open/60 Open	78	UKLAA78L	11160	UKLAB78L	11498
60 Open/18 L-Open	78	UKLAA78R	11160	UKLAB78R	11498
36 L-Open/48 Open	84	UKLAA84L	11755	UKLAB84L	12098
48 Open/36 L-Open	84	UKLAA84R	11755	UKLAB84R	12098
36 L-Open/54 Open	90	UKLAA90L	12350	UKLAB90L	12697
• 54 Open/36 L-Open	90	UKLAA90R	12350	UKLAB90R	12697
48 L-Open/48 Open	96	UKLAA96L	12944	UKLAB96L	13297
48 Open/48 L-Open	96	UKLAA96R	12944	UKLAB96R	13297
54 L-Open/48 Open	102	UKLAA102L	13056	UKLAB102L	13409
48 Open/54 L-Open	102	UKLAA102R	13056	UKLAB102R	13409
54 L-Open/54 Open	108	UKLAA108L	14134	UKLAB108L	14496
54 Open/54 L-Open	108	UKLAA108R	14134	UKLAB108R	14496
54 L-Open/60 Open	114	UKLAA114L	14729	UKLAB114L	15095
60 Open/54 L-Open	114	UKLAA114R	14729	UKLAB114R	15095
60 L-Open/60 Open	120	UKLAA120L	15324	UKLAB120L	15695
60 Open/60 L-Open	120	UKLAA120R	15324	UKLAB120R	15695

! Notes:

All hutches come in one piece up to 120-inches, please notify CSR if needed in 2-piece construction.

Metal shelves are 9.5 inches deep.

Maximum metal shelf weight is 10 lbs per linear foot.

Metal shelves are non-adjustable.

+ Options:

Specify left hand or right hand for 18 through 60 wide L-Open Shelving. Place L for left; or R for right at the end of product number.

Specify metal shelf finish from standard powder coat colors.

(MRB) Resin Black

(MRSA) Resin Satin Aluminum

(MRBM) Resin Matte Black

(MRTG) Resin Thunder Gray

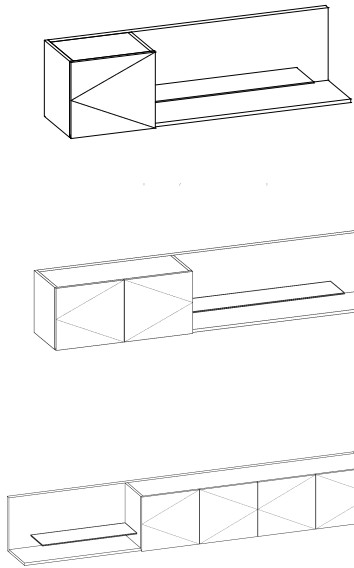
(MRBZ) Resin Bronze

(MRW) Resin White

For (MRBAS) Resin Brushed Aluminum w/ Steel Tint specify MRBAS; no price change.

To extend metal shelf 6-inches to be flush with end of hutch specify EXT; no price change.

Hutches, Cabinet/Open Shelving



Description	#Doors	Width	Product No.	List \$	Product No.	List \$
14.75d			16h		24h	
18 LH Cab/ 18 Open	1	36	UKLAC36L	5485	UKLAD36L	5690
18 Open/ 18 RH Cab	1	36	UKLAC36R	5485	UKLAD36R	5690
18 LH Cab/ 24 Open	1	42	UKLAC42L	5968	UKLAD42L	6177
24 Open/ 18 RH Cab	1	42	UKLAC42R	5968	UKLAD42R	6177
18 LH Cab/ 30 Open	1	48	UKLAC48L	6504	UKLAD48L	6718
30 Open/18 RH Cab	1	48	UKLAC48R	6504	UKLAD48R	6718
18 LH Cab/ 36 Open	1	54	UKLAC54L	7099	UKLAD54L	7318
36 Open/ 18 RH Cab	1	54	UKLAC54R	7099	UKLAD54R	7318
• 18 LH Cab/ 42 Open	1	60	UKLAC60L	7694	UKLAD60L	7917
42 Open/ 18 RH Cab	1	60	UKLAC60R	7694	UKLAD60R	7917
18 LH Cab/ 48 Open	1	66	UKLAC66L	8289	UKLAD66L	8517
48 Open/ 18 RH Cab	1	66	UKLAC66R	8289	UKLAD66R	8517
36 Cab/ 36 Open	2	72	UKLAC72L	7738	UKLAD72L	8086
36 Open/ 36 Cab	2	72	UKLAC72R	7738	UKLAD72R	8086
36 Cab/ 42 Open	2	78	UKLAC78L	8522	UKLAD78L	8686
42 Open/ 36 Cab	2	78	UKLAC78R	8522	UKLAD78R	8686
• 36 Cab/ 48 Open	2	84	UKLAC84L	8928	UKLAD84L	9285
48 Open/ 36 Cab	2	84	UKLAC84R	8928	UKLAD84R	9285
36 Cab/ 54 Open	2	90	UKLAC90L	9523	UKLAD90L	9885
54 Open/ 36 Cab	2	90	UKLAC90R	9523	UKLAD90R	9885
36 Cab/ 60 Open	2	96	UKLAC96L	10118	UKLAD96L	10485
60 Open/ 36 Cab	2	96	UKLAC96R	10118	UKLAD96R	10485
42 Cab/ 60 Open	2	102	UKLAC102L	10419	UKLAD102L	10872
60 Open/ 42 Cab	2	102	UKLAC102R	10419	UKLAD102R	10872
72 Cab/ 36 Open	4	108	UKLAC108L	8958	UKLAD108L	9566
• 36 Open/ 72 Cab	4	108	UKLAC108R	8958	UKLAD108R	9566
72 Cab/ 42 Open	4	114	UKLAC114L	9553	UKLAD114L	10165
42 Open/ 72 Cab	4	114	UKLAC114R	9553	UKLAD114R	10165
72 Cab/ 48 Open	4	120	UKLAC120L	10148	UKLAD120L	10765
48 Open/ 72 Cab	4	120	UKLAC120R	10148	UKLAD120R	10765

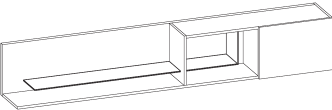
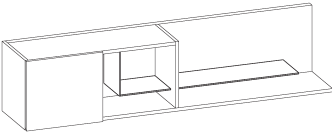
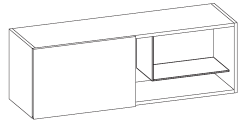
! Notes:

- All hutches come in one piece up to 120-inches, please notify CSR if needed in 2-piece construction.
- Metal shelves are 9.5 inches deep.
- Maximum metal shelf weight is 10 lbs per linear foot.
- Metal shelves are non-adjustable.
- 24h hutches have adjustable shelf behind doors.

+ Options:

- Specify metal shelf finish from standard powder coat colors.
 - (MRB) Resin Black
 - (MRBM) Resin Matte Black
 - (MRBZ) Resin Bronze
 - (MRS) Resin Satin Aluminum
 - (MRTG) Resin Thunder Gray
 - (MRW) Resin White
- For (MRBAS) Resin Brushed Aluminum w/ Steel Tint specify MRBAS; no price change.
- To extend metal shelf 6-inches to be flush with end of hutch specify EXT; no price change.

Hutches, Sliding Door/L-Open



Description	#Doors	Width	Product No.	List \$	Product No.	List \$
14.75d			16h		24h	
18 Slider:18 L-Open	1	36	UKLAE36L	5724	UKLAF36L	6129
18 L-Open:18 Slider	1	36	UKLAE36R	5724	UKLAF36R	6129
21 Slider:21 L-Open	1	42	UKLAE42L	6037	UKLAF42L	6455
21 L-Open:21 Slider	1	42	UKLAE42R	6037	UKLAF42R	6455
• 24 Slider:24 L-Open	1	48	UKLAE48L	6290	UKLAF48L	6716
24 L-Open:24 Slider	1	48	UKLAE48R	6290	UKLAF48R	6716
27 Slider:27 L-Open	1	54	UKLAE54L	6814	UKLAF54L	7254
27 L-Open:27 Slider	1	54	UKLAE54R	6814	UKLAF54R	7254
18 Slider:18 L-Open/ 24 Open	1	60	UKLAE60L	10071	UKLAF60L	10496
24 Open/18 L-Open:18 Slider	1	60	UKLAE60R	10071	UKLAF60R	10496
18 Slider:18 L-Open/ 30 Open	1	66	UKLAE66L	10666	UKLAF66L	11096
30 Open/18 L-Open:18 Slider	1	66	UKLAE66R	10666	UKLAF66R	11096
• 18 Slider:18 L-Open/ 36 Open	1	72	UKLAE72L	11261	UKLAF72L	11695
36 Open/18 L-Open:18 Slider	1	72	UKLAE72R	11261	UKLAF72R	11695
18 Slider:18 L-Open/ 42 Open	1	78	UKLAE78L	11856	UKLAF78L	12295
42 Open/18 L-Open:18 Slider	1	78	UKLAE78R	11856	UKLAF78R	12295
18 Slider:18 L-Open/ 48 Open	1	84	UKLAE84L	12450	UKLAF84L	12894
48 Open/18 L-Open:18 Slider	1	84	UKLAE84R	12450	UKLAF84R	12894
18 Slider:18 L-Open/ 54 Open	1	90	UKLAE90L	13045	UKLAF90L	13494
54 Open/18 L-Open:18 Slider	1	90	UKLAE90R	13045	UKLAF90R	13494
24 Slider:24 L-Open/ 48 Open	1	96	UKLAE96L	13241	UKLAF96L	13706
48 Open/24 L-Open:24 Slider	1	96	UKLAE96R	13241	UKLAF96R	13706
27 Slider:27 L-Open/ 48 Open	1	102	UKLAE102L	13877	UKLAF102L	14356
48 Open/27 L-Open:27 Slider	1	102	UKLAE102R	13877	UKLAF102R	14356
27 Slider:27 L-Open/ 54 Open	1	108	UKLAE108L	14472	UKLAF108L	14955
• 54 Open/27 L-Open:27 Slider	1	108	UKLAE108R	14472	UKLAF108R	14955
27 Slider:27 L-Open/ 60 Open	1	114	UKLAE114L	15067	UKLAF114L	15555
60 Open/27 L-Open:27 Slider	1	114	UKLAE114R	15067	UKLAF114R	15555
30 Slider:30 L-Open/ 60 Open	1	120	UKLAE120L	15221	UKLAF120L	16692
60 Open/30 L-Open:30 Slider	1	120	UKLAE120R	15221	UKLAF120R	16692

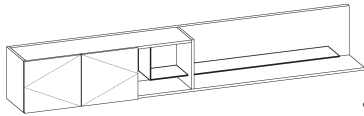
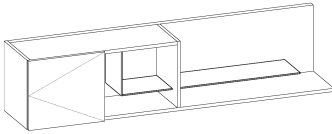
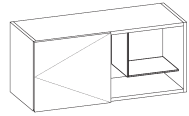
! Notes:

- All hutches come in one piece up to 120-inches, please notify CSR if needed in 2-piece construction.
- Metal shelves are 9.5 inches deep.
- Maximum metal shelf weight is 10 lbs per linear foot.
- Metal shelves are non-adjustable.
- 24h hutches have adjustable shelf behind doors.

+ Options:

- Specify metal shelf finish from standard powder coat colors.
 - (MRB) Resin Black
 - (MRBM) Resin Matte Black
 - (MRBZ) Resin Bronze
 - (MRSB) Resin Satin Aluminum
 - (MRTG) Resin Thunder Gray
 - (MRW) Resin White
- For (MRBAS) Resin Brushed Aluminum w/ Steel Tint specify MRBAS; no price change.
- To extend metal shelf 6-inches to be flush with end of hutch specify EXT; no price change.

Hutches, Cab-L-Open/Open



Description	#Doors	Width	Product No.	List \$	Product No.	List \$
14.75d			16h		24h	
• 18 Cab:18 L-Open	1	36	UKLAG36L	5478	UKLAH36L	5957
18 L-Open:18 Cab	1	36	UKLAG36R	5478	UKLAH36R	5957
18 Cab:24 L-Open	1	42	UKLAG42L	5961	UKLAH42L	6445
24 L-Open:18 Cab	1	42	UKLAG42R	5961	UKLAH42R	6445
18 Cab:30 L-Open	1	48	UKLAG48L	6443	UKLAH48L	6932
30 L-Open:18 Cab	1	48	UKLAG48R	6443	UKLAH48R	6932
18 Cab:36 L-Open	1	54	UKLAG54L	6926	UKLAH54L	7419
36 L-Open:18 Cab	1	54	UKLAG54R	6926	UKLAH54R	7419
18 Cab:18 L-Open/24 Open	1	60	UKLAG60L	9825	UKLAH60L	10325
24 Open/18 L-Open:18 Cab	1	60	UKLAG60R	9825	UKLAH60R	10325
18 Cab:18 L-Open/30 Open	1	66	UKLAG66L	10420	UKLAH66L	10924
30 Open/18 L-Open:18 Cab	1	66	UKLAG66R	10420	UKLAH66R	10924
• 18 Cab:18 L-Open/36 Open	1	72	UKLAG72L	11015	UKLAH72L	11524
36 Open/18 L-Open:18 Cab	1	72	UKLAG72R	11015	UKLAH72R	11524
18 Cab:18 L-Open/42 Open	1	78	UKLAG78L	11610	UKLAH78L	12123
42 Open/18 L-Open:18 Cab	1	78	UKLAG78R	11610	UKLAH78R	12123
18 Cab:18 L-Open/48 Open	1	84	UKLAG84L	12205	UKLAH84L	12723
48 Open/18 L-Open:18 Cab	1	84	UKLAG84R	12205	UKLAH84R	12723
18 Cab:18 L-Open/54 Open	1	90	UKLAG90L	12800	UKLAH90L	13322
54 Open/18 L-Open:18 Cab	1	90	UKLAG90R	12800	UKLAH90R	13322
30 Cab:18 L-Open/48 Open	2	96	UKLAG96L	12637	UKLAH96L	13242
48 Open/18 L-Open:30 Cab	2	96	UKLAG96R	12637	UKLAH96R	13242
36 Cab:18 L-Open/48 Open	2	102	UKLAG102L	12844	UKLAH102L	13492
48 Open/18 L-Open:36 Cab	2	102	UKLAG102R	12844	UKLAH102R	13492
• 36 Cab:18 L-Open/54 Open	2	108	UKLAG108L	13439	UKLAH108L	14091
54 Open/18 L-Open:36 Cab	2	108	UKLAG108R	13439	UKLAH108R	14091
36 Cab:18 L-Open/60 Open	2	114	UKLAG114L	14034	UKLAH114L	14691
60 Open/18 L-Open:36 Cab	2	114	UKLAG114R	14034	UKLAH114R	14691
36 Cab:24 L-Open/60 Open	2	120	UKLAG120L	14629	UKLAH120L	15290
60 Open/24 L-Open:36 Cab	2	120	UKLAG120R	14629	UKLAH120R	15290

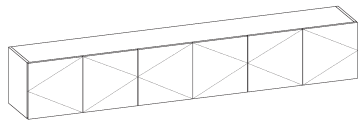
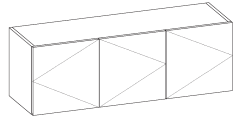
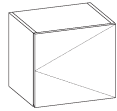
! Notes:

- All hutches come in one piece up to 120-inches, please notify CSR if needed in 2-piece construction.
- Metal shelves are 9.5 inches deep.
- Maximum metal shelf weight is 10 lbs per linear foot.
- Metal shelves are non-adjustable.
- 24h hutches have adjustable shelf behind doors.

+ Options:

- Specify metal shelf finish from standard powder coat colors.
 - (MRB) Resin Black
 - (MRBM) Resin Matte Black
 - (MRBZ) Resin Bronze
 - (MRSB) Resin Satin Aluminum
 - (MRTG) Resin Thunder Gray
 - (MRW) Resin White
- For (MRBAS) Resin Brushed Aluminum w/ Steel Tint specify MRBAS; no price change.
- To extend metal shelf 6-inches to be flush with end of hutch specify EXT; no price change.

Hutches, Cabinet



Description	#Doors	Width	Product No.	List \$	Product No.	List \$
14.75d			16h		24h	
• Cabinet Doors LH 18w	1	18	UKLAJ18L	1898	UKLAK18L	2087
Cabinet Doors RH 18w	1	18	UKLAJ18R	1898	UKLAK18R	2087
Cabinet Doors LH 24w	1	24	—	—	UKLAK24L	2225
Cabinet Doors RH 24w	1	24	—	—	UKLAK24R	2225
Cabinet Doors 30w	2	30	UKLAJ30	2107	UKLAK30	2382
Cabinet Doors 36w	2	36	UKLAJ36	2201	UKLAK36	2520
Cabinet Doors 42w	2	42	—	—	UKLAK42	2658
• Cabinet Doors 48w	3	48	UKLAJ48	2390	UKLAK48	2795
Cabinet Doors 54w	3	54	UKLAJ54	2485	UKLAK54	2933
Cabinet Doors 60w	3	60	UKLAJ60	2579	UKLAK60	3071
Cabinet Doors 66w	4	66	UKLAJ66	2654	UKLAK66	3189
Cabinet Doors 72w	4	72	UKLAJ72	2749	UKLAK72	3327
Cabinet Doors 78w	4	78	UKLAJ78	2843	UKLAK78	3464
Cabinet Doors 84w	5	84	UKLAJ84	2938	UKLAK84	3602
Cabinet Doors 90w	5	90	UKLAJ90	3032	UKLAK90	3740
• Cabinet Doors 96w	6	96	UKLAJ96	3126	UKLAK96	3877
Cabinet Doors 102w	6	102	UKLAJ102	3221	UKLAK102	4015
Cabinet Doors 108w	6	108	UKLAJ108	3315	UKLAK108	4153
Cabinet Doors 114w	6	114	UKLAJ114	3410	UKLAK114	4290
Cabinet Doors 120w	6	120	UKLAJ120	3504	UKLAK120	4428

! Notes:
 All hutches come in one piece up to 120-inches, please notify CSR if needed in 2-piece construction.
 24h hutches have adjustable shelf behind doors.

Task Lights for Hutches





Description	Light Sizes	Product No.	List \$
• LED Light 36w	30	UKLED36	229
LED Light 42w	30	UKLED42	229
LED Light 48w	42	UKLED48	277
LED Light 54w	48	UKLED54	292
LED Light 60w	54	UKLED60	308
LED Light 66w	60	UKLED66	323
LED Light 72w	60	UKLED72	323
LED Light 78w	72	UKLED78	394
LED Light 84w	72	UKLED84	394
LED Light 90w	84	UKLED90	455
LED Light 96w	84	UKLED96	455
LED Light 102w	96	UKLED102	503
LED Light 108w	96	UKLED108	503
LED Light 114w	108	UKLED114	552
LED Light 120w	108	UKLED120	552

! Notes:

- Satin Nickel finish.
- Surface mount, magnetic.
- Order lights for the size of hutch.
- Switch is a wireless dimmer, located in worksurface unless otherwise specified.
- Lights are 3500k; Inquire with Customer Service for other Kelvin Temperatures.
- 5.5 Watt/Ft
- 615 Lumens/Ft
- 115 Degree Beam Angle
- >90 Color Rendering Index (CRI)

Description	h	Prod. Prefix	30w	36w	42w	48w	54w	60w	66w	72w	78w	84w	90w	96w	102w	108w	114w	120w
			...30	...36	...42	...48	...54	...60	...66	...72	...78	...84	...90	...96	...102	...108	...114	...120
Wall Panels, OcuWrite BPGlass																		
Hutch/Tower: 60.5h oa	12	UKMGA...	1500	1600	1700	1800	1900	2000	2100	2200	2300	2400	2500	2600	—	—	—	—
Hutch/Tower: 72.5h oa	24	UKMGB...	2999	3206	3417	3625	3833	4041	4249	4459	4666	4875	5084	5294	—	—	—	—
Hutch/Tower: 84.5h oa	12	UKMGA...	1500	1600	1700	1800	1900	2000	2100	2200	2300	2400	2500	2600	—	—	—	—
Cred: 24h Hutch; 60.5h oa	6.5	UKMGCA...	1040	1115	1190	1265	1340	1415	1490	1565	1640	1715	1790	1865	—	—	—	—
Cred: 16h Hutch; 60.5h oa	14.5	UKMGCB...	1650	1760	1870	1980	2090	2200	2310	2420	2530	2640	2750	2860	—	—	—	—
Cred: 24h Hutch; 72.5h oa	18.5	UKMGCC...	1733	1848	1964	2079	2195	2310	2426	2541	2657	2772	2888	3003	—	—	—	—
Cred: 16h Hutch; 72.5h oa	26.5	UKMGCD...	3045	3263	3484	3704	3923	4142	4362	4582	4802	5021	5241	5462	—	—	—	—
Cred: 24h Hutch; 84.5h oa	30.5	UKMGCE...	3197	3437	3678	3919	4159	4400	4641	4881	5123	5362	5603	5844	—	—	—	—
Cred: 16h Hutch; 84.5h oa	38.5	UKMGCF...	3659	3957	4256	4555	4853	5151	5450	5748	6047	6345	6643	6942	—	—	—	—
Cred: 60.5h oa	30.5	UKMGCG...	3197	3437	3678	3919	4159	4400	4641	4881	5123	5362	5603	5844	—	—	—	—
Cred: 72.5h oa	42.5	UKMGCH...	3788	4125	4464	4801	5138	5474	5812	6148	6485	6822	7158	7496	—	—	—	—
Cred: 84.5h oa	54.5	UKMGJ...	4382	4816	5249	5683	6114	6549	6980	7414	7849	8280	—	—	—	—	—	—
Bench: 24h Hutch; 60.5h oa	12.5	UKMGBB...	1500	1600	1700	1800	1900	2000	2100	2200	2300	2400	2500	2600	—	—	—	—
Bench: 16h Hutch; 60.5h oa	20.5	UKMGBC...	2563	2753	2943	3133	3323	3513	3703	3893	4083	4273	4463	4653	—	—	—	—
Bench: 24h Hutch; 72.5h oa	24.5	UKMGBD...	2999	3206	3417	3625	3833	4041	4249	4459	4666	4875	5084	5294	—	—	—	—
Bench: 16h Hutch; 72.5h oa	32.5	UKMGBE...	3367	3620	3874	4128	4381	4634	4888	5142	5394	5648	5903	6156	—	—	—	—
Bench: 24h Hutch; 84.5h oa	36.5	UKMGBF...	3493	3782	4069	4359	4647	4937	5226	5514	5803	6092	6382	6669	—	—	—	—
Bench: 16h Hutch; 84.5h oa	44.5	UKMGBG...	4004	4356	4709	5062	5414	5768	6120	6472	6826	7179	7531	7883	—	—	—	—
Bench: 60.5h oa	36.5	UKMGBH...	3493	3782	4069	4359	4647	4937	5226	5514	5803	6092	6382	6669	—	—	—	—
Bench: 72.5h oa	48.5	UKMGBJ...	4086	4470	4857	5242	—	—	—	—	—	—	—	—	—	—	—	—
Bench: 84.5h oa	60.5	UKMGBK...	4680	5161	5643	6124	—	—	—	—	—	—	—	—	—	—	—	—
Floor: 24h Hutch; 60.5h oa	36	UKMGFB...	3493	3782	4069	4359	4647	4937	5226	5514	5803	6092	6382	6669	—	—	—	—
Floor: 16h Hutch; 60.5h oa	44	UKMGFC...	4004	4356	4709	5062	5414	5768	6120	6472	6826	7179	7531	7883	—	—	—	—
Floor: 24h Hutch; 72.5h oa	48	UKMGFD...	4086	4470	4857	5242	5626	6012	6397	6781	7168	7553	—	—	—	—	—	—
Floor: 16h Hutch; 72.5h oa	56	UKMGFE...	4568	5016	5467	5916	6364	6814	7264	7714	8164	8614	—	—	—	—	—	—
Floor: 24h Hutch; 84.5h oa	60	UKMGFF...	4680	5161	5643	6124	—	—	—	—	—	—	—	—	—	—	—	—
Floor: 16h Hutch; 84.5h oa	68	UKMGFG...	5142	5688	6233	6779	—	—	—	—	—	—	—	—	—	—	—	—
Floor: 60.5h oa	60	UKMGFH...	4680	5161	5643	6124	—	—	—	—	—	—	—	—	—	—	—	—
Floor: 72.5h oa	72	UKMGFJ...	5272	5851	6427	7006	—	—	—	—	—	—	—	—	—	—	—	—
Floor: 84.5h oa	84	UKMGFK...	5867	6538	7212	7888	—	—	—	—	—	—	—	—	—	—	—	—



! Notes:

Panels are magnetic.

1.5-inch metal edge on all panels; 2 sides when below a hutch, 3 sides when not located under a hutch.

Max size of glass panels are 96 w x 48h in one piece; Max width is 96w

OcuWrite Back-Painted Glass color:O.BWT White.

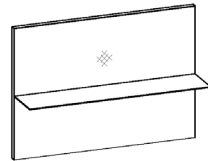
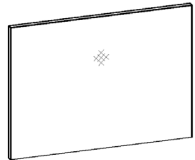
+ Options:

Specify metal edge finish from standard powder coat colors.

- (MRB) Resin Black
- (MRSA) Resin Satin Aluminum
- (MRBM) Resin Matte Black
- (MRTG) Resin Thunder Gray
- (MRBZ) Resin Bronze
- (MRW) Resin White

For (MRBAS) Resin Brushed Aluminum w/ Steel Tint specify MRBAS; no price change.

Wall Panels, Fabric



Description	h	Prod. Prefix	30w	36w	42w	48w	54w	60w	66w	72w	78w	84w	90w	96w	102w	108w	114w	120w
			...30	...36	...42	...48	...54	...60	...66	...72	...78	...84	...90	...96	...102	...108	...114	...120
Hutch/Tower: 60.5h oa	12	UKMFA...	1080	1090	1100	1110	1120	1130	1140	1150	1160	1170	1180	1190	1200	1210	1220	1230
Hutch/Tower: 72.5h oa	24	UKMFB...	2227	2245	2262	2280	2295	2312	2330	2347	2365	2382	2400	2418	2436	2453	2471	2487
Hutch/Tower: 84.5h oa	12	UKMFA...	1080	1090	1100	1110	1120	1130	1140	1150	1160	1170	1180	1190	1200	1210	1220	1230
Cred: 24h Hutch; 60.5h oa	6.5	UKMFCA...	780	850	920	990	1060	1130	1200	1270	1340	1410	1480	1550	1620	1690	1760	1830
Cred: 16h Hutch; 60.5h oa	14.5	UKMFBC...	1188	1199	1210	1221	1232	1243	1254	1265	1276	1287	1298	1309	1320	1331	1342	1353
Cred: 24h Hutch; 72.5h oa	18.5	UKMFCC...	1247	1259	1271	1282	1294	1305	1317	1328	1340	1351	1363	1374	1386	1398	1409	1421
Cred: 16h Hutch; 72.5h oa	26.5	UKMFCD...	2218	2238	2255	2274	2291	2309	2328	2346	2364	2382	2401	2421	2439	2457	2476	2493
Cred: 24h Hutch; 84.5h oa	30.5	UKMFCE...	2276	2298	2317	2337	2358	2378	2398	2417	2437	2457	2477	2499	2518	2538	2559	2578
Cred: 16h Hutch; 84.5h oa	38.5	UKMFCF...	2486	2512	2537	2561	2586	2611	2636	2660	2685	2711	2735	2761	2785	2810	2835	2860
Cred: 60.5h oa	30.5	UKMFCG...	2276	2298	2317	2337	2358	2378	2398	2417	2437	2457	2477	2499	2518	2538	2559	2578
Cred: 72.5h oa	42.5	UKMFCH...	2430	2457	2486	2513	2541	2569	2597	2625	2653	2683	2709	2738	2766	2794	2821	2850
Cred: 84.5h oa	54.5	UKMFCJ...	2582	2618	2653	2689	-	-	-	-	-	-	-	-	-	-	-	-
Bench: 24h Hutch; 60.5h oa	12.5	UKMFB...	1080	1090	1100	1110	1120	1130	1140	1150	1160	1170	1180	1190	1200	1210	1220	1230
Bench: 16h Hutch; 60.5h oa	20.5	UKMFBC...	1845	1863	1881	1899	1917	1935	1953	1971	1989	2007	2025	2043	2061	2079	2097	2115
Bench: 24h Hutch; 72.5h oa	24.5	UKMFB...	2227	2245	2262	2280	2295	2312	2330	2347	2365	2382	2400	2418	2436	2453	2471	2487
Bench: 16h Hutch; 72.5h oa	32.5	UKMFBE...	2399	2420	2440	2463	2483	2503	2525	2546	2566	2577	2588	2600	2611	2622	2633	2643
Bench: 24h Hutch; 84.5h oa	36.5	UKMFBF...	2354	2378	2400	2426	2451	2473	2499	2523	2544	2544	2544	2544	2544	2544	2544	2544
Bench: 16h Hutch; 84.5h oa	44.5	UKMFBG...	2584	2599	2612	2628	2643	2657	2673	2687	2818	2833	3185	3537	2877	2891	2905	2921
Bench: 60.5h oa	36.5	UKMFBH...	2354	2378	2400	2426	2451	2473	2499	2523	2544	2544	2544	2544	2544	2544	2544	2544
Bench: 72.5h oa	48.5	UKMFBJ...	2505	2505	2505	2505	-	-	-	-	-	-	-	-	-	-	-	-
Bench: 84.5h oa	60.5	UKMFBK...	2657	2696	2737	2777	-	-	-	-	-	-	-	-	-	-	-	-
Floor: 24h Hutch; 60.5h oa	36	UKMFB...	2354	2378	2400	2426	2451	2473	2499	2523	2544	2544	2544	2544	2544	2544	2544	2544
Floor: 16h Hutch; 60.5h oa	44	UKMFFC...	2584	2599	2612	2628	2643	2657	2673	2687	2818	2833	3185	3537	2877	2891	2905	2921
Floor: 24h Hutch; 72.5h oa	48	UKMFFD...	2505	2505	2505	2505	2505	2505	2505	2505	2762	2794	2826	2857	2890	2921	2952	2986
Floor: 16h Hutch; 72.5h oa	56	UKMFFE...	2701	2719	2739	2757	-	-	-	-	-	-	-	-	-	-	-	-
Floor: 24h Hutch; 84.5h oa	60	UKMFFF...	2657	2696	2737	2777	-	-	-	-	-	-	-	-	-	-	-	-
Floor: 16h Hutch; 84.5h oa	68	UKMFFG...	2832	2876	2923	2968	-	-	-	-	-	-	-	-	-	-	-	-
Floor: 60.5h oa	60	UKMFFH...	2657	2696	2737	2777	-	-	-	-	-	-	-	-	-	-	-	-
Floor: 72.5h oa	72	UKMFFJ...	2808	2856	2906	2952	-	-	-	-	-	-	-	-	-	-	-	-
Floor: 84.5h oa	84	UKMFFK...	2961	3017	3073	3129	-	-	-	-	-	-	-	-	-	-	-	-

COM Fabric Requirements (yards of 54w material)

	30w	36w	48w	54w	60w	66w	72w	78w	84w	90w	96w	102w	108w	114w	120w
6.5h - 26.5h panels	1	1.2	1.5	1.7	1.9	2.2	2.2	2.4	2.5	2.7	2.9	3.2	3.4	3.5	3.7
30.5h - 60.5h panels	2	2.4	3	3.4	3.8	4.4	4.4	4.8	5	5.4	5.8	6.4	6.8	7	7.4
68h - 84h panels	3	3.6	4.5	5.1	5.7	6.6	6.6	7.2	7.5	8.1	8.7	9.6	10.2	10.5	11.1

See Notes on the following page for specification information.

! Notes (for fabric panels on previous page):

! Panels are tackable.

! 1.5-inch metal edge on all panels; 2 sides when below a hutch, 3 sides when not located under a hutch.

! Fabric panels width will be determined by fabric direction

! Fabric panels taller than 48h will be done in multiple sections to fit direction and size of Fabric roll.

! Fabric wall panel wider than 96w will be split vertically in two pieces.

+ Options:

Specify metal edge finish from standard powder coat colors.

(MRB) Resin Black (MRSA) Resin Satin Aluminum

(MRBM) Resin Matte Black (MRTG) Resin Thunder Gray

(MRBZ) Resin Bronze (MRW) Resin White

For (MRBAS) Resin Brushed Aluminum w/ Steel Tint specify MRBAS; no price change.

Metal Shelves



Description	Prod. Prefix	30w	36w	42w	48w	54w	60w	66w	72w	78w	84w	90w	96w	102w	108w	114w	120w	
Metal Shelf 9.5d	0.25th	UKMSM...	804	819	834	897	1009	1121	1233	1346	1458	1570	1682	1794	1906	2018	2130	2243

! Notes:

! Weight limit of 40 lbs. per linear foot.

+ Options:

Specify shelf location using vertical cadence drawings from page AUK2.

Specify metal shelf finish from standard powder coat colors.

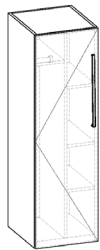
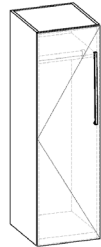
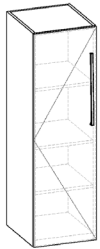
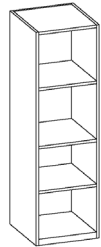
(MRB) Resin Black (MRSA) Resin Satin Aluminum

(MRBM) Resin Matte Black (MRTG) Resin Thunder Gray

(MRBZ) Resin Bronze (MRW) Resin White

For (MRBAS) Resin Brushed Aluminum w/ Steel Tint specify MRBAS; no price change.

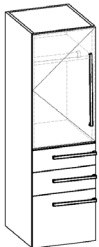
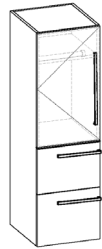
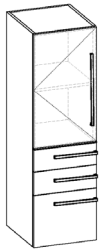
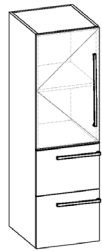
Towers, 60.5h



Description	Product No.	List \$	Product No.	List \$		
	20d		24d			
	UKT60A	\$sum	UKT60B	\$sum		
		↑		↑		
	Spec Code		Spec Code		Spec Code	Add \$
Shelving 16w	A16	3164	A16	3367	—	—
• Shelving 18w	A18	3225	A18	3438	—	—
Shelving 20w	A20	3287	A20	3509	—	—
Shelving 24w	A24	3409	A24	3650	—	—
Shelving 30w	A30	3594	A30	3863	—	—
Shelving 36w	A36	3778	A36	4075	—	—
Cabinet 16w LH	CL16	3554	CL16	3738	—	—
Cabinet 16w RH	CR16	3554	CR16	3738	—	—
• Cabinet 18w LH	CL18	3642	CL18	3835	—	—
Cabinet 18w RH	CR18	3642	CR18	3835	—	—
Cabinet 20w LH	CL20	3730	CL20	3931	—	—
Cabinet 20w RH	CR20	3730	CR20	3931	—	—
Cabinet 24w LH	CL24	3907	CL24	4124	—	—
Cabinet 24w RH	CR24	3907	CR24	4124	—	—
Cabinet 30w DBL	C30	4253	C30	4495	—	—
Cabinet 36w DBL	C36	4517	C36	4785	—	—
Garment 16w LH	GL16	3434	GL16	3590	MR	135
Garment 16w RH	GR16	3434	GR16	3590	MR	135
• Garment 18w LH	GL18	3504	GL18	3666	MR	142
Garment 18w RH	GR18	3504	GR18	3666	MR	142
Garment 20w LH	GL20	3575	GL20	3741	MR	159
Garment 20w RH	GR20	3575	GR20	3741	MR	159
Garment 24w LH	GL24	3716	GL24	3892	MR	182
Garment 24w RH	GR24	3716	GR24	3892	MR	182
Grmt8:Cab8 16w LH	EL16	3995	EL16	4228	MR	135
Cab8:Grmt8 16w RH	ER16	3995	ER16	4228	MR	135
• Grmt9:Cab9 18w LH	EL18	4076	EL18	4317	MR	142
Cab9:Grmt9 18w RH	ER18	4076	ER18	4317	MR	142
Grmt10:Cab10 20w LH	EL20	4157	EL20	4405	MR	159
Cab10:Grmt10 20w RH	ER20	4157	ER20	4405	MR	159
Grmt12:Cab12 24w LH	EL24	4319	EL24	4582	MR	182
Cab12:Grmt12 24w RH	ER24	4319	ER24	4582	MR	182
Grmt15:Cab15 30w DBL	EA30	4644	EA30	4929	MR	139
Cab15:Grmt15 30w DBL	EB30	4644	EB30	4929	MR	139
Grmt18:Cab18 36w DBL	EA36	4887	EA36	5195	MR	142
Cab18:Grmt18 36w DBL	EB36	4887	EB36	5195	MR	142

(listing continued on following page)

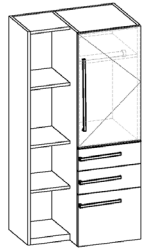
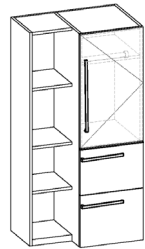
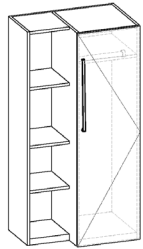
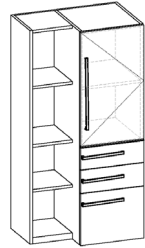
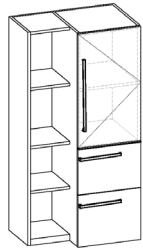
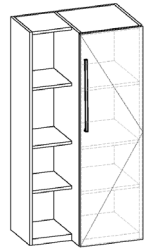
Towers, 60.5h (continued)



	Spec Code		Spec Code		Spec Code	Add \$
		↑		↑	Mirror	
Cabt:2File 16w LH	BL16	4726	BL16	4929	—	—
Cabt:2File 16w RH	BR16	4726	BR16	4929	—	—
• Cabt:2File 18w LH	BL18	4826	BL18	5039	—	—
Cabt:2File 18w RH	BR18	4826	BR18	5039	—	—
Cabt:2File 20w LH	BL20	4954	BL20	5164	—	—
Cabt:2File 20w RH	BR20	4954	BR20	5164	—	—
Cabt:2File 24w LH	BL24	5143	BL24	5384	—	—
Cabt:2File 24w RH	BR24	5143	BR24	5384	—	—
Cabt:2File 30w DBL	B30	5555	B30	5824	—	—
Cabt:2File 36w DBL	B36	5904	B36	6202	—	—
Cabt:2Box/File 16w LH	DL16	4893	DL16	5107	—	—
Cabt:2Box/File 16w RH	DR16	4893	DR16	5107	—	—
• Cabt:2Box/File 18w LH	DL18	5006	DL18	5222	—	—
Cabt:2Box/File 18w RH	DR18	5006	DR18	5222	—	—
Cabt:2Box/File 20w LH	DL20	5130	DL20	5297	—	—
Cabt:2Box/File 20w RH	DR20	5130	DR20	5297	—	—
Cabt:2Box/File 24w LH	DL24	5335	DL24	5581	—	—
Cabt:2Box/File 24w RH	DR24	5335	DR24	5581	—	—
Cabt:2Box/File 30w DBL	D30	5748	D30	6023	—	—
Cabt:2Box/File 36w DBL	D36	6109	D36	6414	—	—
Grmt:2File 16w LH	HL16	4605	HL16	4781	MR	104
Grmt:2File 16w RH	HR16	4605	HR16	4781	MR	104
• Grmt:2File 18w LH	HL18	4689	HL18	4870	MR	110
Grmt:2File 18w RH	HR18	4689	HR18	4870	MR	110
Grmt:2File 20w LH	HL20	4799	HL20	4973	MR	120
Grmt:2File 20w RH	HR20	4799	HR20	4973	MR	120
Grmt:2File 24w LH	HL24	4952	HL24	5151	MR	136
Grmt:2File 24w RH	HR24	4952	HR24	5151	MR	136
Grmt:2File 30w DBL	H30	5312	H30	5529	MR	100
Grmt:2File 36w DBL	H36	5609	H36	5843	MR	110
Grmt:2Box/File 16w LH	JL16	4773	JL16	4959	MR	104
Grmt:2Box/File 16w RH	JR16	4773	JR16	4959	MR	104
• Grmt:2Box/File 18w LH	JL18	4868	JL18	5053	MR	110
Grmt:2Box/File 18w RH	JR18	4868	JR18	5053	MR	110
Grmt:2Box/File 20w LH	JL20	4975	JL20	5107	MR	120
Grmt:2Box/File 20w RH	JR20	4975	JR20	5107	MR	120
Grmt:2Box/File 24w LH	JL24	5144	JL24	5348	MR	136
Grmt:2Box/File 24w RH	JR24	5144	JR24	5348	MR	136
Grmt:2Box/File 30w DBL	J30	5505	J30	5727	MR	100
Grmt:2Box/File 36w DBL	J36	5814	J36	6055	MR	110

(listing continued on following page)

Towers, 60.5h (continued)



	Spec Code	▲	Spec Code	▲	Spec Code	Add \$	Spec Code	Add \$
					Mirror		Metal Shelf	
Cabinet16:Shv8 24w	KL24	4661	KL24	4845	—	—	SM	569
Shv8:Cabinet16 24w	KR24	4661	KR24	4845	—	—	SM	569
Cabinet18: Shlv12 30w	KL30	4827	KL30	5020	—	—	SM	764
• Shv12:Cabinet18 30w	KR30	4827	KR30	5020	—	—	SM	764
Cabinet24: Shlv12 36w	KL36	5091	KL36	5309	—	—	SM	764
Shv12:Cabinet24 36w	KR36	5091	KR36	5309	—	—	SM	764
Cabt/2File16: Shlv8 24w	ML24	5833	ML24	6036	—	—	SM	569
Shv8:Cabt/2File16 24w	MR24	5833	MR24	6036	—	—	SM	569
Cabt/2File18: Shlv12 30w	ML30	6011	ML30	6224	—	—	SM	764
• Shv12:Cabt/2File18 30w	MR30	6011	MR30	6224	—	—	SM	764
Cabt/2File24: Shlv12 36w	ML36	6327	ML36	6569	—	—	SM	764
Shv12:Cabt/2File24 36w	MR36	6327	MR36	6569	—	—	SM	764
Cabt/2Box/File16: Shlv8 24w	NL24	6000	NL24	6214	—	—	SM	569
Shv8:Cabt/2Box/File16 24w	NR24	6000	NR24	6214	—	—	SM	569
Cabt/2Box/File18: Shlv12 30w	NL30	6191	NL30	6407	—	—	SM	764
• Shv12:Cabt/2Box/File18 30w	NR30	6191	NR30	6407	—	—	SM	764
Cabt/2Box/File24: Shlv12 36w	NL36	6519	NL36	6765	—	—	SM	764
Shv12:Cabt/2Box/File24 36w	NR36	6519	NR36	6765	—	—	SM	764
Garment16:Shv8 24w	PL24	4541	PL24	4697	MR	135	SM	569
Shv8:Garment16 24w	PR24	4541	PR24	4697	MR	135	SM	569
Garment18: Shlv12 30w	PL30	4689	PL30	4850	MR	142	SM	764
• Shv12:Garment18 30w	PR30	4689	PR30	4850	MR	142	SM	764
Garment24: Shlv12 36w	PL36	4901	PL36	5076	MR	182	SM	764
Shv12:Garment24 36w	PR36	4901	PR36	5076	MR	182	SM	764
Grmt/2File16: Shlv8 24w	QL24	5712	QL24	5888	MR	104	SM	569
Shv8:Grmt/2File16 24w	QR24	5712	QR24	5888	MR	104	SM	569
Grmt/2File18: Shlv12 30w	QL30	5796	QL30	5977	MR	110	SM	764
• Shv12:Grmt/2File18 30w	QR30	5796	QR30	5977	MR	110	SM	764
Grmt/2File24: Shlv12 36w	QL36	6137	QL36	6336	MR	136	SM	764
Shv12:Grmt/2File24 36w	QR36	6137	QR36	6336	MR	136	SM	764
Grmt/2Box/File16: Shlv8 24w	SL24	5880	SL24	6066	MR	104	SM	569
Shv8:Grmt/2Box/File16 24w	SR24	5880	SR24	6066	MR	104	SM	569
Grmt/2Box/File18: Shlv12 30w	SL30	6053	SL30	6238	MR	110	SM	764
• Shv12:Grmt/2Box/File18 30w	SR30	6053	SR30	6238	MR	110	SM	764
Grmt/2Box/File24: Shlv12 36w	SL36	6329	SL36	6533	MR	136	SM	764
Shv12:Grmt/2Box/File24 36w	SR36	6329	SR36	6533	MR	136	SM	764

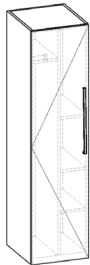
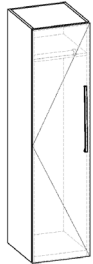
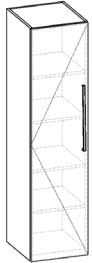
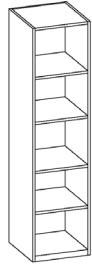
! Notes:

All units have unfinished backs.
 60.5 units have finished tops, all other heights have unfinished tops.
 LH and RH designations indicate hinge side on the single door units.
 Shelving is 14-inches deep on 20 and 24 deep towers.

+ Options:

Pull finish and metal shelf finish in standard powder coat options.
 (MRB) Resin Black (MRS) Resin Satin Aluminum
 (MRBM) Resin Matte Black (MRTG) Resin Thunder Gray
 (MRBZ) Resin Bronze (MRW) Resin White
 For (MRBAS) Resin Brushed Aluminum w/ Steel Tint metal shelf specify MRBAS; no price change.
 To specify mirror add MR to spec code and add \$ amount to total.
 To specify metal shelf add SM to spec code and add \$ amount to total.
 For Door/Cabinet locks, specify LD; add \$221. For Drawer locks, specify LG add \$263.

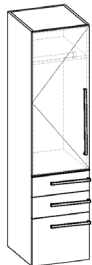
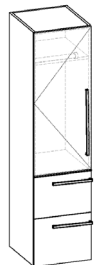
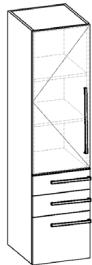
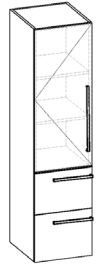
Towers, 72.5h



Description	Product No.	List \$	Product No.	List \$		
	20d		24d			
	UKT72A	\$sum	UKT72B	\$sum		
	Spec Code	↑	Spec Code	↑	Spec Code	Add \$
					Mirror	
Shelving 16w	A16	3348	A16	3583	—	—
• Shelving 18w	A18	3417	A18	3662	—	—
Shelving 20w	A20	3485	A20	3741	—	—
Shelving 24w	A24	3623	A24	3899	—	—
Shelving 30w	A30	3829	A30	4135	—	—
Shelving 36w	A36	4034	A36	4372	—	—
Cabinet 16w LH	CL16	3766	CL16	3977	—	—
Cabinet 16w RH	CR16	3766	CR16	3977	—	—
• Cabinet 18w LH	CL18	3864	CL18	4084	—	—
Cabinet 18w RH	CR18	3864	CR18	4084	—	—
Cabinet 20w LH	CL20	3963	CL20	4192	—	—
Cabinet 20w RH	CR20	3963	CR20	4192	—	—
Cabinet 24w LH	CL24	4160	CL24	4406	—	—
Cabinet 24w RH	CR24	4160	CR24	4406	—	—
Cabinet 30w DBL	C30	4547	C30	4820	—	—
Cabinet 36w DBL	C36	4842	C36	5142	—	—
Garment 16w LH	GL16	3579	GL16	3749	MR	202
Garment 16w RH	GR16	3579	GR16	3749	MR	202
• Garment 18w LH	GL18	3651	GL18	3824	MR	218
Garment 18w RH	GR18	3651	GR18	3824	MR	218
Garment 20w LH	GL20	3723	GL20	3900	MR	198
Garment 20w RH	GR20	3723	GR20	3900	MR	198
Garment 24w LH	GL24	3868	GL24	4051	MR	266
Garment 24w RH	GR24	3868	GR24	4051	MR	266
Grmt8: Cab8 16w LH	EL16	4194	EL16	4452	MR	202
Cab8: Grmt8 16w RH	ER16	4194	ER16	4452	MR	202
• Grmt9: Cab9 18w LH	EL18	4277	EL18	4541	MR	218
Cab9: Grmt9 18w RH	ER18	4277	ER18	4541	MR	218
Grmt10: Cab10 20w LH	EL20	4360	EL20	4630	MR	198
Cab10: Grmt10 20w RH	ER20	4360	ER20	4630	MR	198
Grmt12: Cab12 24w LH	EL24	4525	EL24	4808	MR	266
Cab12: Grmt12 24w RH	ER24	4525	ER24	4808	MR	266
Grmt15: Cab15 30w DBL	EA30	4865	EA30	5166	MR	146
Cab15: Grmt15 30w DBL	EB30	4865	EB30	5166	MR	146
Grmt18: Cab18 36w DBL	EA36	5113	EA36	5432	MR	218
Cab18: Grmt18 36w DBL	EB36	5113	EB36	5432	MR	218

(listing continued on following page)

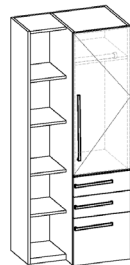
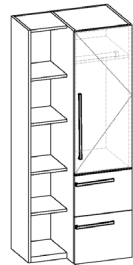
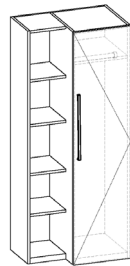
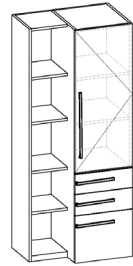
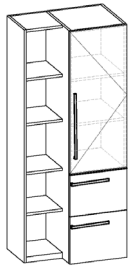
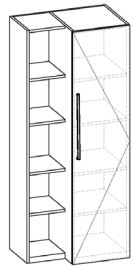
Towers, 72.5h (continued)



	Spec Code		Spec Code		Spec Code	Add \$
		↑		↑	Mirror	
Cabt:2File 16w LH	BL16	4888	BL16	5108	—	—
Cabt:2File 16w RH	BR16	4888	BR16	5108	—	—
• Cabt:2File 18w LH	BL18	4992	BL18	5221	—	—
Cabt:2File 18w RH	BR18	4992	BR18	5221	—	—
Cabt:2File 20w LH	BL20	5124	BL20	5348	—	—
Cabt:2File 20w RH	BR20	5124	BR20	5348	—	—
Cabt:2File 24w LH	BL24	5320	BL24	5574	—	—
Cabt:2File 24w RH	BR24	5320	BR24	5574	—	—
Cabt:2File 30w DBL	B30	5754	B30	6033	—	—
Cabt:2File 36w DBL	B36	6115	B36	6420	—	—
Cabt:2Box/File 16w LH	DL16	5055	DL16	5286	—	—
Cabt:2Box/File 16w RH	DR16	5055	DR16	5286	—	—
• Cabt:2Box/File 18w LH	DL18	5172	DL18	5404	—	—
Cabt:2Box/File 18w RH	DR18	5172	DR18	5404	—	—
Cabt:2Box/File 20w LH	DL20	5300	DL20	5482	—	—
Cabt:2Box/File 20w RH	DR20	5300	DR20	5482	—	—
Cabt:2Box/File 24w LH	DL24	5512	DL24	5771	—	—
Cabt:2Box/File 24w RH	DR24	5512	DR24	5771	—	—
Cabt:2Box/File 30w DBL	D30	5946	D30	6232	—	—
Cabt:2Box/File 36w DBL	D36	6320	D36	6632	—	—
Grmt:2File 16w LH	HL16	4701	HL16	4880	MR	117
Grmt:2File 16w RH	HR16	4701	HR16	4880	MR	117
• Grmt:2File 18w LH	HL18	4779	HL18	4961	MR	123
Grmt:2File 18w RH	HR18	4779	HR18	4961	MR	123
Grmt:2File 20w LH	HL20	4885	HL20	5057	MR	133
Grmt:2File 20w RH	HR20	4885	HR20	5057	MR	133
Grmt:2File 24w LH	HL24	5028	HL24	5219	MR	149
Grmt:2File 24w RH	HR24	5028	HR24	5219	MR	149
Grmt:2File 30w DBL	H30	5384	H30	5584	MR	113
Grmt:2File 36w DBL	H36	5666	H36	5875	MR	123
Grmt:2Box/File 16w LH	JL16	4868	JL16	5058	MR	117
Grmt:2Box/File 16w RH	JR16	4868	JR16	5058	MR	117
• Grmt:2Box/File 18w LH	JL18	4958	JL18	5144	MR	123
Grmt:2Box/File 18w RH	JR18	4958	JR18	5144	MR	123
Grmt:2Box/File 20w LH	JL20	5060	JL20	5190	MR	133
Grmt:2Box/File 20w RH	JR20	5060	JR20	5190	MR	133
Grmt:2Box/File 24w LH	JL24	5220	JL24	5416	MR	149
Grmt:2Box/File 24w RH	JR24	5220	JR24	5416	MR	149
Grmt:2Box/File 30w DBL	J30	5576	J30	5782	MR	113
Grmt:2Box/File 36w DBL	J36	5871	J36	6087	MR	123

(listing continued on following page)

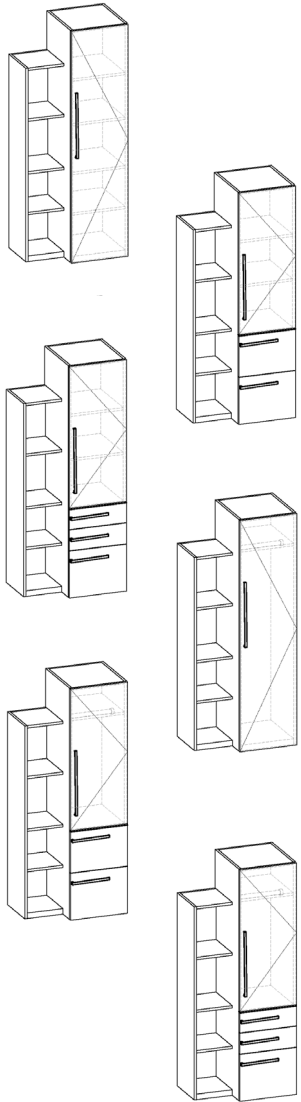
Towers, 72.5h (continued)



	Spec Code		Spec Code		Spec Code	Add \$	Spec Code	Add \$
		↑		↑	Mirror		Metal Shelf	
Full Height Shelving 72.5h								
Cabinet16: Shlv8 24w	KL24	4953	KL24	5165	—	—	SM	569
Shv8:Cabinet16 24w	KR24	4953	KR24	5165	—	—	SM	569
Cabinet18: Shlv12 30w	KL30	5149	KL30	5369	—	—	SM	764
• Shv12:Cabinet18 30w	KR30	5149	KR30	5369	—	—	SM	764
Cabinet24: Shlv12 36w	KL36	5444	KL36	5691	—	—	SM	764
Shlv12:Cabinet24 36w	KR36	5444	KR36	5691	—	—	SM	764
Cabt/2File16: Shlv8 24w	ML24	6075	ML24	6296	—	—	SM	569
Shv8:Cabt/2File16 24w	MR24	6075	MR24	6296	—	—	SM	569
Cabt/2File18: Shlv12 30w	ML30	6277	ML30	6506	—	—	SM	764
• Shv12:Cabt/2File18 30w	MR30	6277	MR30	6506	—	—	SM	764
Cabt/2File24: Shlv12 36w	ML36	6605	ML36	6859	—	—	SM	764
Shlv12:Cabt/2File24 36w	MR36	6605	MR36	6859	—	—	SM	764
Cabt/2Box/File16: Shlv8 24w	NL24	6243	NL24	6474	—	—	SM	569
Shv8:Cabt/2Box/File16 24w	NR24	6243	NR24	6474	—	—	SM	569
Cabt/2Box/File18: Shlv12 30w	NL30	6456	NL30	6688	—	—	SM	764
• Shv12:Cabt/2Box/File18 30w	NR30	6456	NR30	6688	—	—	SM	764
Cabt/2Box/File24: Shlv12 36w	NL36	6797	NL36	7056	—	—	SM	764
Shlv12:Cabt/2Box/File24 36w	NR36	6797	NR36	7056	—	—	SM	764
Garment16: Shlv8 24w	PL24	4766	PL24	4936	MR	202	SM	569
Shv8:Garment16 24w	PR24	4766	PR24	4936	MR	202	SM	569
Garment18: Shlv12 30w	PL30	4936	PL30	5109	MR	218	SM	764
• Shv12:Garment18 30w	PR30	4936	PR30	5109	MR	218	SM	764
Garment24: Shlv12 36w	PL36	5153	PL36	5336	MR	266	SM	764
Shlv12:Garment24 36w	PR36	5153	PR36	5336	MR	266	SM	764
Grmt/2File16: Shlv8 24w	QL24	5888	QL24	6067	MR	117	SM	569
Shv8:Grmt/2File16 24w	QR24	5888	QR24	6067	MR	117	SM	569
Grmt/2File18: Shlv12 30w	QL30	6064	QL30	6246	MR	123	SM	764
• Shv12:Grmt/2File18 30w	QR30	6064	QR30	6246	MR	123	SM	764
Grmt/2File24: Shlv12 36w	QL36	6313	QL36	6504	MR	149	SM	764
Shlv12:Grmt/2File24 36w	QR36	6313	QR36	6504	MR	149	SM	764
Grmt/2Box/File16: Shlv8 24w	SL24	6056	SL24	6245	MR	117	SM	569
Shv8:Grmt/2Box/File16 24w	SR24	6056	SR24	6245	MR	117	SM	569
Grmt/2Box/File18: Shlv12 30w	SL30	6243	SL30	6428	MR	123	SM	764
• Shv12:Grmt/2Box/File18 30w	SR30	6243	SR30	6428	MR	123	SM	764
Grmt/2Box/File24: Shlv12 36w	SL36	6505	SL36	6701	MR	149	SM	764
Shlv12:Grmt/2Box/File24 36w	SR36	6505	SR36	6701	MR	149	SM	764

(listing continued on following page)

Towers, 72.5h (continued)



	Spec Code		Spec Code		Spec Code	Add \$	Spec Code	Add \$
		↑		↑	Mirror		Metal Shelf	
Shelving 60.5h: Cabt 72.5h								
Cabinet16: Shlv8 24w	UL24	4873	UL24	5084	—	—	SM	569
Shv8:Cabinet16 24w	UR24	4873	UR24	5084	—	—	SM	569
Cabinet18: Shlv12 30w	UL30	5049	UL30	5269	—	—	SM	764
• Shv12:Cabinet18 30w	UR30	5049	UR30	5269	—	—	SM	764
Cabinet24: Shlv12 36w	UL36	5345	UL36	5591	—	—	SM	764
Shlv12:Cabinet24 36w	UR36	5345	UR36	5591	—	—	SM	764
Cabt/2File16: Shlv8 24w	VL24	5995	VL24	6215	—	—	SM	569
Shv8:Cabt/2File16 24w	VR24	5995	VR24	6215	—	—	SM	569
Cabt/2File18: Shlv12 30w	VL30	6177	VL30	6406	—	—	SM	764
• Shv12:Cabt/2File18 30w	VR30	6177	VR30	6406	—	—	SM	764
Cabt/2File24: Shlv12 36w	VL36	6505	VL36	6759	—	—	SM	764
Shlv12:Cabt/2File24 36w	VR36	6505	VR36	6759	—	—	SM	764
Cabt/2Box/File16: Shlv8 24w	WL24	6162	WL24	6393	—	—	SM	569
Shv8:Cabt/2Box/File16 24w	WR24	6162	WR24	6393	—	—	SM	569
Cabt/2Box/File18: Shlv12 30w	WL30	6356	WL30	6589	—	—	SM	764
• Shv12:Cabt/2Box/File18 30w	WR30	6356	WR30	6589	—	—	SM	764
Cabt/2Box/File24: Shlv12 36w	WL36	6697	WL36	6956	—	—	SM	764
Shlv12:Cabt/2Box/File24 36w	WR36	6697	WR36	6956	—	—	SM	764
Garment16: Shlv8 24w	XL24	4686	XL24	4856	MR	202	SM	569
Shv8:Garment16 24w	XR24	4686	XR24	4856	MR	202	SM	569
Garment18: Shlv12 30w	XL30	4836	XL30	5009	MR	218	SM	764
• Shv12:Garment18 30w	XR30	4836	XR30	5009	MR	218	SM	764
Garment24: Shlv12 36w	XL36	5053	XL36	5236	MR	266	SM	764
Shlv12:Garment24 36w	XR36	5053	XR36	5236	MR	266	SM	764
Grmt/2File16: Shlv8 24w	YL24	5808	YL24	5987	MR	117	SM	569
Shv8:Grmt/2File16 24w	YR24	5808	YR24	5987	MR	117	SM	569
Grmt/2File18: Shlv12 30w	YL30	5964	YL30	6146	MR	123	SM	764
• Shv12:Grmt/2File18 30w	YR30	5964	YR30	6146	MR	123	SM	764
Grmt/2File24: Shlv12 36w	YL36	6213	YL36	6404	MR	149	SM	764
Shlv12:Grmt/2File24 36w	YR36	6213	YR36	6404	MR	149	SM	764
Grmt/2Box/File16: Shlv8 24w	ZL24	5975	ZL24	6165	MR	117	SM	569
Shv8:Grmt/2Box/File16 24w	ZR24	5975	ZR24	6165	MR	117	SM	569
Grmt/2Box/File18: Shlv12 30w	ZL30	6143	ZL30	6329	MR	123	SM	764
• Shv12:Grmt/2Box/File18 30w	ZR30	6143	ZR30	6329	MR	123	SM	764
Grmt/2Box/File24: Shlv12 36w	ZL36	6405	ZL36	6601	MR	149	SM	764
Shlv12:Grmt/2Box/File24 36w	ZR36	6405	ZR36	6601	MR	149	SM	764

! Notes:

All units have unfinished backs and tops.
 LH and RH designations indicate hinge side on the single door units.
 Shelving is 14-inches deep on 20 and 24 inch deep towers.

+ Options:

Pull finish and metal shelf finish in standard powder coat options.

- (MRB) Resin Black
- (MRBM) Resin Matte Black
- (MRBZ) Resin Bronze
- (MRSB) Resin Satin Aluminum
- (MRTG) Resin Thunder Gray
- (MRW) Resin White

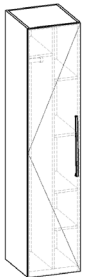
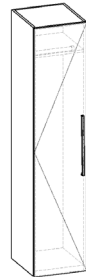
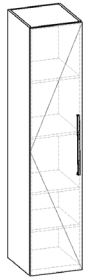
For (MRBAS) Resin Brushed Aluminum w/ Steel Tint metal shelf specify MRBAS; no price change.

To specify mirror add MR to spec code and add \$ amount to total.

To specify metal shelf add SM to spec code and add \$ amount to total.

For Door/Cabinet locks, specify LD; add \$221. For Drawer locks, specify LG add \$263.

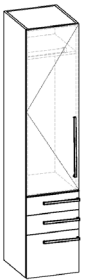
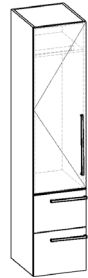
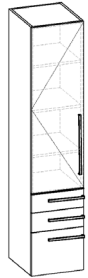
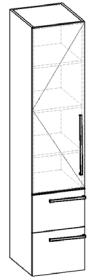
Towers, 84.5h



Description	Product No.	List \$	Product No.	List \$		
	20d		24d			
	UKT84A	\$sum	UKT84B	\$sum		
	Spec Code	↑	Spec Code	↑	Spec Code	Add \$
Shelving 16w	A16	3494	A16	3756	—	—
• Shelving 18w	A18	3565	A18	3837	—	—
Shelving 20w	A20	3636	A20	3918	—	—
Shelving 24w	A24	3778	A24	4080	—	—
Shelving 30w	A30	3991	A30	4324	—	—
Shelving 36w	A36	4204	A36	4568	—	—
Cabinet 16w LH	CL16	3950	CL16	4185	—	—
Cabinet 16w RH	CR16	3950	CR16	4185	—	—
• Cabinet 18w LH	CL18	4057	CL18	4301	—	—
Cabinet 18w RH	CR18	4057	CR18	4301	—	—
Cabinet 20w LH	CL20	4164	CL20	4417	—	—
Cabinet 20w RH	CR20	4164	CR20	4417	—	—
Cabinet 24w LH	CL24	4377	CL24	4648	—	—
Cabinet 24w RH	CR24	4377	CR24	4648	—	—
Cabinet 30w DBL	C30	4790	C30	5087	—	—
Cabinet 36w DBL	C36	5110	C36	5434	—	—
Garment 16w LH	GL16	3763	GL16	3957	MR	233
Garment 16w RH	GR16	3763	GR16	3957	MR	233
• Garment 18w LH	GL18	3844	GL18	4041	MR	251
Garment 18w RH	GR18	3844	GR18	4041	MR	251
Garment 20w LH	GL20	3924	GL20	4125	MR	238
Garment 20w RH	GR20	3924	GR20	4125	MR	238
Garment 24w LH	GL24	4086	GL24	4293	MR	308
Garment 24w RH	GR24	4086	GR24	4293	MR	308
Grmt8:Cab8 16w LH	EL16	4433	EL16	4727	MR	233
Cab8:Grmt8 16w RH	ER16	4433	ER16	4727	MR	233
• Grmt9:Cab9 18w LH	EL18	4524	EL18	4824	MR	251
Cab9:Grmt9 18w RH	ER18	4524	ER18	4824	MR	251
Grmt10:Cab10 20w LH	EL20	4615	EL20	4921	MR	238
Cab10:Grmt10 20w RH	ER20	4615	ER20	4921	MR	238
Grmt12:Cab12 24w LH	EL24	4797	EL24	5115	MR	308
Cab12:Grmt12 24w RH	ER24	4797	ER24	5115	MR	308
Grmt15:Cab15 30w DBL	EA30	5162	EA30	5498	MR	233
Cab15:Grmt15 30w DBL	EB30	5162	EB30	5498	MR	233
Grmt18:Cab18 36w DBL	EA36	5435	EA36	5790	MR	251
Cab18:Grmt18 36w DBL	EB36	5435	EB36	5790	MR	251

(listing continued on following page)

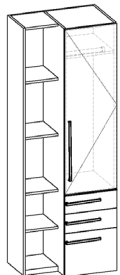
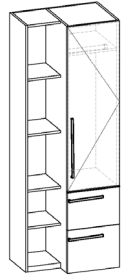
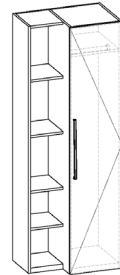
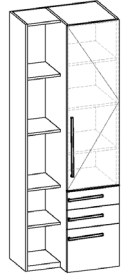
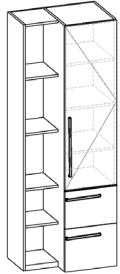
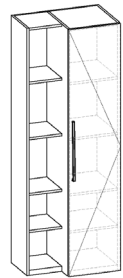
Towers, 84.5h (continued)



	Spec Code		Spec Code		Spec Code	Add \$
		↑		↑	Mirror	
Cabt:2File 16w LH	BL16	5072	BL16	5316	—	—
Cabt:2File 16w RH	BR16	5072	BR16	5316	—	—
• Cabt:2File 18w LH	BL18	5185	BL18	5438	—	—
Cabt:2File 18w RH	BR18	5185	BR18	5438	—	—
Cabt:2File 20w LH	BL20	5325	BL20	5573	—	—
Cabt:2File 20w RH	BR20	5325	BR20	5573	—	—
Cabt:2File 24w LH	BL24	5538	BL24	5816	—	—
Cabt:2File 24w RH	BL24	5538	BL24	5816	—	—
Cabt:2File 30w DBL	B30	5996	B30	6300	—	—
Cabt:2File 36w DBL	B36	6382	B36	6711	—	—
Cabt:2Box/File 16w LH	DL16	5240	DL16	5495	—	—
Cabt:2Box/File 16w RH	DR16	5240	DR16	5495	—	—
• Cabt:2Box/File 18w LH	DL18	5364	DL18	5621	—	—
Cabt:2Box/File 18w RH	DR18	5364	DR18	5621	—	—
Cabt:2Box/File 20w LH	DL20	5501	DL20	5707	—	—
Cabt:2Box/File 20w RH	DR20	5501	DR20	5707	—	—
Cabt:2Box/File 24w LH	DL24	5730	DL24	6013	—	—
Cabt:2Box/File 24w RH	DR24	5730	DR24	6013	—	—
Cabt:2Box/File 30w DBL	D30	6189	D30	6499	—	—
Cabt:2Box/File 36w DBL	D36	6587	D36	6924	—	—
Grmt:2File 16w LH	HL16	4885	HL16	5088	MR	139
Grmt:2File 16w RH	HR16	4885	HR16	5088	MR	139
• Grmt:2File 18w LH	HL18	4972	HL18	5178	MR	146
Grmt:2File 18w RH	HR18	4972	HR18	5178	MR	146
Grmt:2File 20w LH	HL20	5086	HL20	5282	MR	156
Grmt:2File 20w RH	HR20	5086	HR20	5282	MR	156
Grmt:2File 24w LH	HL24	5246	HL24	5461	MR	172
Grmt:2File 24w RH	HR24	5246	HR24	5461	MR	172
Grmt:2File 30w DBL	H30	5626	H30	5850	MR	136
Grmt:2File 36w DBL	H36	5934	H36	6167	MR	146
Grmt:2Box/File 16w LH	JL16	5053	JL16	5266	MR	139
Grmt:2Box/File 16w RH	JR16	5053	JR16	5266	MR	139
• Grmt:2Box/File 18w LH	JL18	5151	JL18	5360	MR	146
Grmt:2Box/File 18w RH	JR18	5151	JR18	5360	MR	146
Grmt:2Box/File 20w LH	JL20	5261	JL20	5415	MR	156
Grmt:2Box/File 20w RH	JR20	5261	JR20	5415	MR	156
Grmt:2Box/File 24w LH	JL24	5438	JL24	5658	MR	172
Grmt:2Box/File 24w RH	JR24	5438	JR24	5658	MR	172
Grmt:2Box/File 30w DBL	J30	5819	J30	6049	MR	136
Grmt:2Box/File 36w DBL	J36	6139	J36	6379	MR	146

(listing continued on following page)

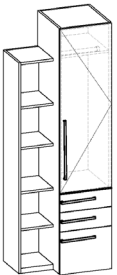
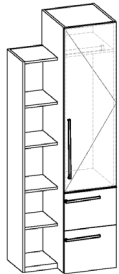
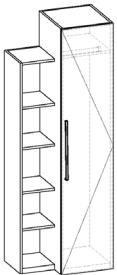
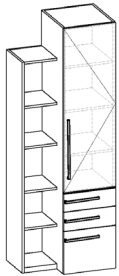
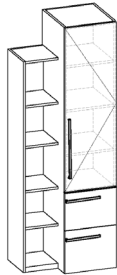
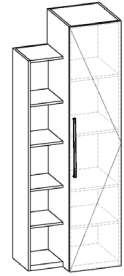
Towers, 84.5h (continued)



	Spec Code		Spec Code		Spec Code	Add \$	Spec Code	Add \$
		↑		↑	Mirror		Metal Shelf	
Full Height Shelving 84.5h								
Cabinet16: Shlv8 24w	KL24	5219	KL24	5454	—	—	SM	569
Shv8:Cabinet16 24w	KR24	5219	KR24	5454	—	—	SM	569
Cabinet18: Shlv12 30w	KL30	5441	KL30	5685	—	—	SM	764
• Shv12:Cabinet18 30w	KR30	5441	KR30	5685	—	—	SM	764
Cabinet24: Shlv12 36w	KL36	5762	KL36	6032	—	—	SM	764
Shlv12:Cabinet24 36w	KR36	5762	KR36	6032	—	—	SM	764
Cabt/2File16: Shlv8 24w	ML24	6341	ML24	6585	—	—	SM	569
Shv8:Cabt/2File16 24w	MR24	6341	MR24	6585	—	—	SM	569
Cabt/2File18: Shlv12 30w	ML30	6569	ML30	6822	—	—	SM	764
• Shv12:Cabt/2File18 30w	MR30	6569	MR30	6822	—	—	SM	764
Cabt/2File24: Shlv12 36w	ML36	6922	ML36	7200	—	—	SM	764
Shlv12:Cabt/2File24 36w	MR36	6922	MR36	7200	—	—	SM	764
Cabt/2Box/File16: Shlv8 24w	NL24	6508	NL24	6763	—	—	SM	569
Shv8:Cabt/2Box/File16 24w	NR24	6508	NR24	6763	—	—	SM	569
Cabt/2Box/File18: Shlv12 30w	NL30	6749	NL30	7005	—	—	SM	764
• Shv12:Cabt/2Box/File18 30w	NR30	6749	NR30	7005	—	—	SM	764
Cabt/2Box/File24: Shlv12 36w	NL36	7114	NL36	7397	—	—	SM	764
Shlv12:Cabt/2Box/File24 36w	NR36	7114	NR36	7397	—	—	SM	764
Garment16: Shlv8 24w	PL24	5032	PL24	5225	MR	233	SM	569
Shv8:Garment16 24w	PR24	5032	PR24	5225	MR	233	SM	569
Garment18: Shlv12 30w	PL30	5228	PL30	5425	MR	251	SM	764
• Shv12:Garment18 30w	PR30	5228	PR30	5425	MR	251	SM	764
Garment24: Shlv12 36w	PL36	5470	PL36	5677	MR	308	SM	764
Shlv12:Garment24 36w	PR36	5470	PR36	5677	MR	308	SM	764
Grmt/2File16: Shlv8 24w	QL24	6154	QL24	6356	MR	139	SM	569
Shv8:Grmt/2File16 24w	QR24	6154	QR24	6356	MR	139	SM	569
Grmt/2File18: Shlv12 30w	QL30	6356	QL30	6562	MR	146	SM	764
• Shv12:Grmt/2File18 30w	QR30	6356	QR30	6562	MR	146	SM	764
Grmt/2File24: Shlv12 36w	QL36	6630	QL36	6845	MR	172	SM	764
Shlv12:Grmt/2File24 36w	QR36	6630	QR36	6845	MR	172	SM	764
Grmt/2Box/File16: Shlv8 24w	SL24	6321	SL24	6535	MR	139	SM	569
Shv8:Grmt/2Box/File16 24w	SR24	6321	SR24	6535	MR	139	SM	569
Grmt/2Box/File18: Shlv12 30w	SL30	6536	SL30	6745	MR	146	SM	764
• Shv12:Grmt/2Box/File18 30w	SR30	6536	SR30	6745	MR	146	SM	764
Grmt/2Box/File24: Shlv12 36w	SL36	6822	SL36	7042	MR	172	SM	764
Shlv12:Grmt/2Box/File24 36w	SR36	6822	SR36	7042	MR	172	SM	764

(listing continued on following page)

Towers, 84.5h (continued)



	Spec Code		↑	Spec Code	↑	Spec Code	Add \$	Spec Code	Add \$
						Mirror		Metal Shelf	
Shelving 72.5h: Cabt 84.5h									
Cabinet16: Shlv8 24w	UL24	5138		UL24	5373	—	—	SM	569
Shv8:Cabinet16 24w	UR24	5138		UR24	5373	—	—	SM	569
Cabinet18: Shlv12 30w	UL30	5342		UL30	5586	—	—	SM	764
• Shv12:Cabinet18 30w	UR30	5342		UR30	5586	—	—	SM	764
Cabinet24: Shlv12 36w	UL36	5662		UL36	5933	—	—	SM	764
Shlv12:Cabinet24 36w	UR36	5662		UR36	5933	—	—	SM	764
Cabt/2File16: Shlv8 24w	VL24	6260		VL24	6504	—	—	SM	569
Shv8:Cabt/2File16 24w	VR24	6260		VR24	6504	—	—	SM	569
Cabt/2File18: Shlv12 30w	VL30	6470		VL30	6722	—	—	SM	764
• Shv12:Cabt/2File18 30w	VR30	6470		VR30	6722	—	—	SM	764
Cabt/2File24: Shlv12 36w	VL36	6822		VL36	7101	—	—	SM	764
Shlv12:Cabt/2File24 36w	VR36	6822		VR36	7101	—	—	SM	764
Cabt/2Box/File16: Shlv8 24w	WL24	6427		WL24	6682	—	—	SM	569
Shv8:Cabt/2Box/File16 24w	WR24	6427		WR24	6682	—	—	SM	569
Cabt/2Box/File18: Shlv12 30w	WL30	6649		WL30	6905	—	—	SM	764
• Shv12:Cabt/2Box/File18 30w	WR30	6649		WR30	6905	—	—	SM	764
Cabt/2Box/File24: Shlv12 36w	WL36	7014		WL36	7297	—	—	SM	764
Shlv12:Cabt/2Box/File24 36w	WR36	7014		WR36	7297	—	—	SM	764
Garment16: Shlv8 24w	XL24	4951		XL24	5145	MR	233	SM	569
Shv8:Garment16 24w	XR24	4951		XR24	5145	MR	233	SM	569
Garment18: Shlv12 30w	XL30	5128		XL30	5325	MR	251	SM	764
• Shv12:Garment18 30w	XR30	5128		XR30	5325	MR	251	SM	764
Garment24: Shlv12 36w	XL36	5370		XL36	5578	MR	308	SM	764
Shlv12:Garment24 36w	XR36	5370		XR36	5578	MR	308	SM	764
Grmt/2File16: Shlv8 24w	YL24	6073		YL24	6276	MR	139	SM	569
Shv8:Grmt/2File16 24w	YR24	6073		YR24	6276	MR	139	SM	569
Grmt/2File18: Shlv12 30w	YL30	6256		YL30	6462	MR	146	SM	764
• Shv12:Grmt/2File18 30w	YR30	6256		YR30	6462	MR	146	SM	764
Grmt/2File24: Shlv12 36w	YL36	6531		YL36	6746	MR	172	SM	764
Shlv12:Grmt/2File24 36w	YR36	6531		YR36	6746	MR	172	SM	764
Grmt/2Box/File16: Shlv8 24w	ZL24	6240		ZL24	6454	MR	139	SM	569
Shv8:Grmt/2Box/File16 24w	ZR24	6240		ZR24	6454	MR	139	SM	569
Grmt/2Box/File18: Shlv12 30w	ZL30	6436		ZL30	6645	MR	146	SM	764
• Shv12:Grmt/2Box/File18 30w	ZR30	6436		ZR30	6645	MR	146	SM	764
Grmt/2Box/File24: Shlv12 36w	ZL36	6723		ZL36	6942	MR	172	SM	764
Shlv12:Grmt/2Box/File24 36w	ZR36	6723		ZR36	6942	MR	172	SM	764


! Notes:

All units have unfinished backs and tops.
 LH and RH designations indicate hinge side on the single door units.
 Shelving is 14-inches deep on 20 and 24 inch deep towers.

+ Options:

Pull finish and metal shelf finish in standard powder coat options.
 (MRB) Resin Black (MRSA) Resin Satin Aluminum
 (MRBM) Resin Matte Black (MRTG) Resin Thunder Gray
 (MRBZ) Resin Bronze (MRW) Resin White
 For (MRBAS) Resin Brushed Aluminum w/ Steel Tint metal shelf specify MRBAS; no price change.
 To specify mirror add MR to spec code and add \$ amount to total.
 To specify metal shelf add SM to spec code and add \$ amount to total.
 For Door/Cabinet locks, specify LD; add \$221. For Drawer locks, specify LG add \$263.

Description	Product No.	List \$
Worksurface Hutch, 42.6h (72.5h overall)	20d	
	UKTA42	\$sum

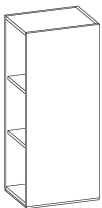


	Width	Spec Code	↑	Spec Code	Add \$
• Open Shelving 18w	18	A18	2828	Metal Shelf —	—
• Cabinet 18w LH	18	CL18	2970	—	—
• Cabinet 18w RH	18	CR18	2970	—	—
• Cabt 12w/Shelving 6w	18	DL18	4034	SM	488
• Shelving 6w/Cabt 12w	18	DR18	4034	SM	488

! Notes:
 Shelving on Shelving/Cabt unit is 14-inches deep; Cabinet is 20-inches deep.
 All units have unfinished backs and tops.
 LH and RH designations indicate hinge side on the cabinet units.
 0.5-inch spacer below hutch is finished to match pull.

+ Options:
 Pull finish and metal shelf finish in standard powder coat options.
 (MRB) Resin Black (MRSA) Resin Satin Aluminum
 (MRBM) Resin Matte Black (MRTG) Resin Thunder Gray
 (MRBZ) Resin Bronze (MRW) Resin White
 For (MRBAS) Resin Brushed Aluminum w/ Steel Tint metal shelf specify MRBAS; no price change.
 To specify metal shelf add SM to spec code and add \$ amount to total.

Description	Product No.	List \$
Worksurface Hutch, 42.6h (72.5h overall) Side Shelving	14d	
	UKTB42	\$sum

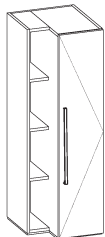
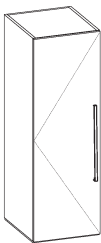
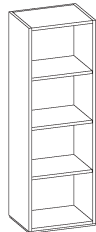


	Width	Spec Code	↑
• Side shelving 18w LH	18	BL18	3181
• Side shelving 18w RH	18	BR18	3181

! Notes:
 All units have unfinished backs and tops.
 0.5-inch spacer below hutch is finished to match pull.

Worksurface Hutch, 54.6h (84.5h overall)

Description	Product No.	List \$
	20d	
	UKTA54	\$sum



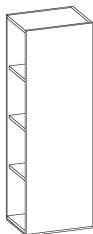
	Width	Spec Code	▲	Spec Code	Add \$
• Open Shelving 18w	18	A18	3066	Metal Shelf —	—
• Cabinet 18w LH	18	CL18	3214	—	—
• Cabinet 18w RH	18	CR18	3214	—	—
• Cabt 12w/Shelving 6w	18	DL18	4300	SM	488
• Shelving 6w/Cabt 12w	18	DR18	4300	SM	488

! Notes:
 Shelving on Shelving/Cabt unit is 14-inches deep; Cabinet is 20-inches deep.
 All units have unfinished backs and tops.
 LH and RH designations indicate hinge side on the cabinet units.
 0.5-inch spacer below hutch is finished to match pull.

+ Options:
 Pull finish and metal shelf finish in standard powder coat options.
 (MRB) Resin Black (MRSA) Resin Satin Aluminum
 (MRBM) Resin Matte Black (MRTG) Resin Thunder Gray
 (MRBZ) Resin Bronze (MRW) Resin White
 For (MRBAS) Resin Brushed Aluminum w/ Steel Tint metal shelf specify MRBAS; no price change.
 To specify metal shelf add SM to spec code and add \$ amount to total.

Worksurface Hutch, 54.6h (84.5h overall)
 Side Shelving

Description	Product No.	List \$
	14d	
	UKTB54	\$sum



	Width	Spec Code	▲
• Side shelving 18w LH	18	BL18	3181
• Side shelving 18w RH	18	BR18	3181

! Notes:
 All units have unfinished backs and tops.
 0.5-inch spacer below hutch is finished to match pull.

Introduction

Terms & Options

Power-Data

Casegoods

Andavi

Atheneum

Axis

Coda

Danza

Geneva

Uffizi

Uku

Reception

Arrive

Prima

Uffizi

Conference

Carina

Duende

Faraday

Geneva

Karo

Kredens

Meich

Nika

Oblique

Rhoi

Ribbon Table

Stillness

Tryg

Univers

 Advantage

 Coda-Vee

 Coda-Wire

 Coda-X

 Spyda

 Uffizi-Loop

 Zi-AD

Zi Training Tables

Lecterns

Seating

Occasional Tables

PRICING & SPECIFICATION GUIDE
Arrive Collection

May 1, 2023

TUOHY



Reception: **Arrive**

Design: TUOHY Design Team

Desks with Panel	BA4
Runoffs	BA5
Bridges	BA5
Accessory Shelves	BA5
Credenza Tops & End Panels	BA6
Pedestals	BA7
Towers	BA7

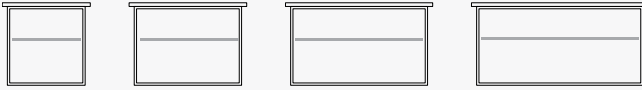
Drawer Layouts: Plan View

Slides: Side-Mount

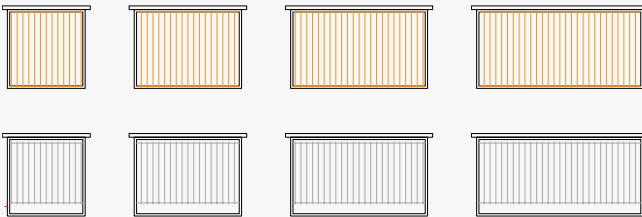
Pedestal Units 18d
Drawers 16d

18w 24w 30w 36w

Box Drawers w Divider



File Drawers: Lateral


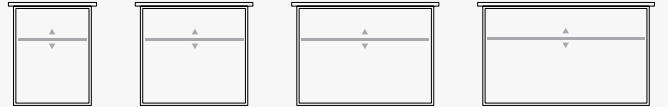


File Drawers: Front-to-Back



Pedestal Units 24d
Drawers 20.1d

18w 24w 30w 36w



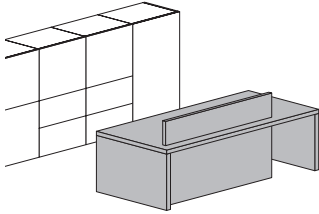
DRAWER CONSTRUCTION

A fine point for a quality casegood product is the inner drawer construction. Each TUOHY casegood offers you uncompromised excellence in this area as well. Drawer boxes are constructed with dovetail joinery for maximum durability. The drawer face is mounted separately to this box (i.e., five-sided construction) to maintain integrity.

Drawer bottoms are dadoed on all four sides. Slides for box drawers are rated at 100 pounds per drawer; slides for file drawers are rated at a heavy duty 150 pound load per drawer. All slides have progressive action.

Box drawers have a removable divider, adjustable when depicted (+). File drawers have suspension rods for filing laterally or front-to-back, as depicted. For Drawers for Lap Area, Drawer Pencil Tray, and Locks: See the Introduction/Terms-Options section of the Master Price List, page 12.

Desks with Panel



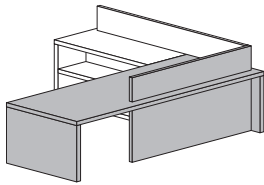
		Product No.	\$	Product No.	\$	Product No.	\$
Wood1 Shell 36d 42.4h	ADA	Wood1 Privacy Pnl		Wood2 Privacy Pnl		Acrylic Solid PrivPnl	
Desk 78w 36d LH	24	RALW7836	6150	RALX7836	6581	RALK7836	10052
• Desk 78w 36d RH	24	RARW7836	6150	RARX7836	6581	RARK7836	10052
Desk 84w 36d LH	24	RALW8436	6235	RALX8436	6671	RALK8436	10206
Desk 84w 36d RH	24	RARW8436	6235	RARX8436	6671	RARK8436	10206
Desk 90w 36d LH	28	RALW9036	6325	RALX9036	6768	RALK9036	10361
Desk 90w 36d RH	28	RARW9036	6325	RARX9036	6768	RARK9036	10361
• Desk 96w 36d LH	32	RALW9636	6431	RALX9636	6881	RALK9636	10587
Desk 96w 36d RH	32	RARW9636	6431	RARX9636	6881	RARK9636	10587
Desk 102w 36d LH	32	RALW10236	6815	RALX10236	7292	RALK10236	11380
Desk 102w 36d RH	32	RARW10236	6815	RARX10236	7292	RARK10236	11380
Desk 108w 36d LH	32	RALW10836	7518	RALX10836	8044	RALK10836	12434
Desk 108w 36d RH	32	RARW10836	7518	RARX10836	8044	RARK10836	12434
Desk 114w 36d LH	36	RALW11436	7625	RALX11436	8159	RALK11436	12658
Desk 114w 36d RH	36	RARW11436	7625	RARX11436	8159	RARK11436	12658
Desk 120w 36d LH	36	RALW12036	7795	RALX12036	8341	RALK12036	13163
Desk 120w 36d RH	36	RARW12036	7795	RARX12036	8341	RARK12036	13163

! Notes:

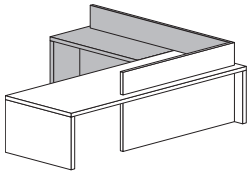
Acrylic Solid Surface standard is Avonite® Polaris Matte; other colors on a project basis.
 Privacy Panels are 1.5th and located 4.5-in from the visitors' edge of the worksurface.
 Handedness is user's side, where the Privacy Panel meets the end panel (opposite the offset gap).

+ Options:

For Desks to be used with a Runoff or Bridge, add X to the product number; no price change.
 Ex. Desk for Bridge/Runoff 78w x 36d LH with Wood1 Privacy Pnl, Product No. is RALW7836X.
 Parametrics (identify dimension changes within < > symbols; use price of next larger size):
 Width range: 72-120
 Depth range: 30-36



Runoffs



	Product No.	\$	Product No.	\$	Product No.	\$
Wood1 Shell 48w 24d 42.4h	Wood1 Privacy Pnl		Wood2 Privacy Pnl		Acrylic Solid PrivPnl	
• Runoff Shell LH	RDELW4824	4395	RDELX4824	4703	RDELK4824	9554
Runoff Shell RH	RDERW4824	4395	RDERX4824	4703	RDERK4824	9554

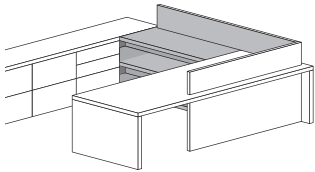
! Notes:

Acrylic Solid Surface standard is Avonite® Polaris Matte; other colors on a project basis.
 Privacy Panels are located 2-in from the edge of the worksurface.
 Handedness is user's side attachment to Desk.

+ Options/Parametrics (identify dimension changes within < > symbols use price of next larger size):

Width range: 42-48
 Depth range: 18-24

Bridges



	Product No.	\$	Product No.	\$	Product No.	\$
Wood1 Shell 48w 24d 42.4h	Wood1 Privacy Pnl		Wood2 Privacy Pnl		Acrylic Solid PrivPnl	
Credenza Bridge Shell	REEW4824	3886	REEX4824	4158	REEK4824	8768
• Credenza Bridge w Shelving	RESW4824	6930	RESX4824	7415	RESK4824	11154

	Product No.	\$	Product No.	\$	Product No.	\$
Wood1 Shell 48w 24d 42.4h	Wood1 Privacy Pnl		Wood2 Privacy Pnl		Acrylic Solid PrivPnl	
Tower Bridge Shell LH	RETLW4824	3886	RETLX4824	4158	RETLK4824	8768
Tower Bridge Shell RH	RETRW4824	3886	RETRX4824	4158	RETRK4824	8768
• Tower Bridge w Shelving LH	REULW4824	6930	REULX4824	7415	REULK4824	11154
Tower Bridge w Shelving RH	REURW4824	6930	REURX4824	7415	REURK4824	11154

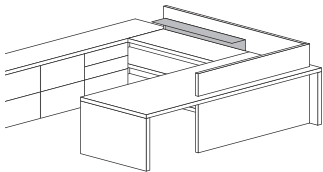
! Notes:

Credenza Bridge units are non-handed.
 Acrylic Solid Surface standard is Avonite® Polaris Matte; other colors on a project basis.
 Privacy Panels are located 2-in from the edge of the worksurface.

+ Options/Parametrics (identify dimension changes within < > symbols; use prices shown above):

Width range: 42-48
 Depth range Bridge Shell only: 18-24
 Depth range Bridge Shell for 18d pedestals: 22-24
 Depth range Bridge w Shelving: 18-24

Accessory Shelves



	Product No.	\$
Shelves for Privacy Panels	MRBAS	
Accessory Shelf 24w	RNF24	1203
Accessory Shelf 30w	RNF30	1313
Accessory Shelf 36w	RNF36	1422
• Accessory Shelf 44w	RNF44	1531

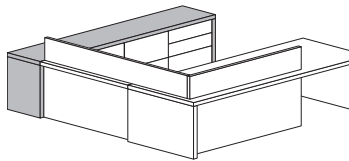
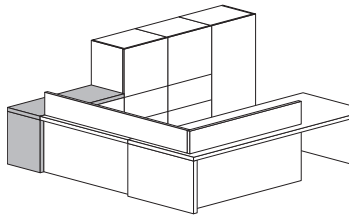
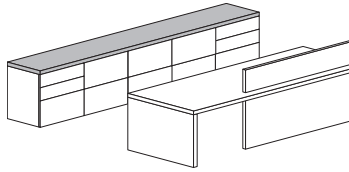
! Notes:

Depth is 7.5 inches; height is 6 inches. Finish is MRBAS Resin Brushed Aluminum Steel Tint.
 Shelves may be applied to any vertical surface in any location; drawing required.
 Default location as an accessory shelf is the closed end for Desks, center-of-top for Bridges and Runoffs.

+ Options/Parametrics (identify dimension changes within < > symbols; use price of next larger size):

Width range: 18-44

Credenza Tops & End Panels



	Product No.	\$	Product No.	\$
Top Only, 2-in Thick	18d		24d	
CredenzaTop 36w	RFC3618	1916	RFC3624	1983
CredenzaTop 48w	RFC4818	1985	RFC4824	2076
CredenzaTop 60w	RFC6018	2055	RFC6024	2166
CredenzaTop 72w	RFC7218	2125	RFC7224	2262
CredenzaTop 78w	RFC7818	2159	RFC7824	2305
CredenzaTop 84w	RFC8418	2196	RFC8424	2353
• CredenzaTop 90w	RFC9018	2230	RFC9024	2398
CredenzaTop 96w	RFC9618	2265	RFC9624	2444
CredenzaTop 102w	RFC10218	2300	RFC10224	2490
CredenzaTop 108w	RFC10818	2334	RFC10824	2537
CredenzaTop 114w	RFC11418	2369	RFC11424	2582
CredenzaTop 120w	RFC12018	2406	RFC12024	2628

	18d		24d	
Top & Single End Panel 30.4h				
CredenzaTop+1EndPnl 36w	RFE3618	2147	RFE3624	2287
CredenzaTop+1EndPnl 48w	RFE4818	2218	RFE4824	2378
CredenzaTop+1EndPnl 60w	RFE6018	2288	RFE6024	2470
CredenzaTop+1EndPnl 72w	RFE7218	2358	RFE7224	2562
CredenzaTop+1EndPnl 78w	RFE7818	2392	RFE7824	2606
CredenzaTop+1EndPnl 84w	RFE8418	2427	RFE8424	2654
CredenzaTop+1EndPnl 90w	RFE9018	2463	RFE9024	2700
CredenzaTop+1EndPnl 96w	RFE9618	2498	RFE9624	2745
CredenzaTop+1EndPnl 102w	RFE10218	2532	RFE10224	2792
CredenzaTop+1EndPnl 108w	RFE10818	2567	RFE10824	2837
CredenzaTop+1EndPnl 114w	RFE11418	2601	RFE11424	2882
CredenzaTop+1EndPnl 120w	RFE12018	2636	RFE12024	2931

	18d		24d	
Top & Double End Panels 30.4h				
CredenzaTop+2EndPnls 72w	RFF7218	2589	RFF7224	2862
CredenzaTop+2EndPnls 78w	RFF7818	2620	RFF7824	2900
CredenzaTop+2EndPnls 84w	RFF8418	2659	RFF8424	2954
CredenzaTop+2EndPnls 90w	RFF9018	2693	RFF9024	3000
CredenzaTop+2EndPnls 96w	RFF9618	2729	RFF9624	3045
CredenzaTop+2EndPnls 102w	RFF10218	2949	RFF10224	3278
CredenzaTop+2EndPnls 108w	RFF10818	2983	RFF10824	3323
CredenzaTop+2EndPnls 114w	RFF11418	3019	RFF11424	3371
CredenzaTop+2EndPnls 120w	RFF12018	3056	RFF12024	3416

! Notes:

End panels are finished all sides.

Wood prices are shown at Wood1 prices; inquire about upcharges for Wood2 finishes.

All items listed above require pedestals and/or attachment to towers. Maximum open span is 54-inches.

+ Options/Parametrics (identify dimension changes within < > symbols; use price of next larger size):

Width range: 30-124 (max. price at 120)

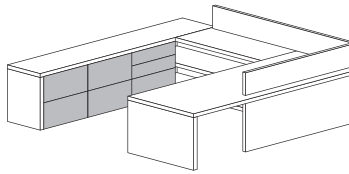
Depth range: 18-24

Specify: Product Number & Qty
 Tagging
 Hardware Selection
 Edge Detail
 Wood Finish

• Denotes Item is illustrated.
 ~ Includes locks.
 ‡ Requires field sub-assembly.

Prices listed in Wood1 Finishes.

Pedestals



	Product No.	\$	Product No.	\$	Product No.	\$	
Unfinished Back ~	18d		24d		30d		
Pedestals	RJC18	0	RJC24	0	RJC30	0	
	Spec Code	↑	Spec Code	↑	Spec Code	↑	Fin.Back Option FB
Cabinet: Shelves 15 LH	CL15	2328	CL15	2411			+337
Cabinet: Shelves 15 RH	CR15	2328	CR15	2411			+337
Cabinet: Shelves 18 LH	CL18	2419	CL18	2508			+355
Cabinet: Shelves 18 RH	CR18	2419	CR18	2508			+355
Cabinet: Shelves 24 LH	CL24	2528	CL24	2697			+392
Cabinet: Shelves 24 RH	C24	2528	C24	2697			+392
Cabinet: Shelves 30 DBL	C30	2868	C30	2900			+425
Cabinet: Shelves 36 DBL	C36	3040	C36	3100			+461
Drawer: 4Box 18	J18	2922	J18	2961	J18	3004	+355
Drawer: 4Box 24	J24	3066	J24	3478	J24	3885	+392
Drawer: 2Box/File 18	E18	2762	E18	2874	E18	2986	+355
Drawer: 2Box/File 24	E24	2996	E24	3126	E24	3253	+392
Drawer: 2Box/File 30	E30	3478	E30	3623	E30	3756	+425
Drawer: 2Box/File 36	E36	3663	E36	3891	E36	4045	+461
Drawer: 2File 18	F18	2726	F18	2859	F18	2987	+355
Drawer: 2File 24	F24	3049	F24	3187	F24	3322	+392
Drawer: 2File 30	F30	3529	F30	3683	F30	3826	+425
Drawer: 2File 36	F36	3718	F36	3953	F36	4114	+461
Drawer: Trash/Recycle 1 & 2-Bin 18	T18	2605	T18	2843			+355
Drawer: Trash/Recycle 2 & 4-Bin 24	T24	2797	T24	3950			+392
Drawer: Utility 18	U18	2412	U18	2514			+355
Drawer: Utility 24	U24	2621	U24	2753			+392

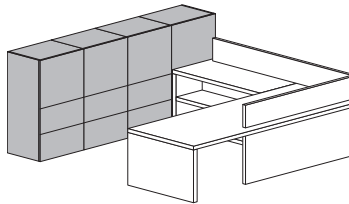
! Notes:

To order, specify the Product No. listed at top, then list the Spec Codes in L to R order in your description.
 The total price is the price listed at top plus the sum of the prices for the Spec Codes you itemized.
 Specify pull style/finish item number from those shown at left.
 All prices are based on Wood1 finishes; veneers are horizontal.
 Utility Drawers include a vent/cord exit in the rear panel.

+ Options:

Face Locks are included on all drawer and door pedestals. For no locks, specify Option NL.
 For finished back, specify Option FB; add the \$ amount shown at far right; continuous back up to 72w at 18d/24d.
 For finished left side, specify Option FL; add \$216.
 For finished right side, specify Option FR; add \$216.
 For finished both sides, specify Option FS; add \$432.
 For High Gloss Solid Color door/drawer fronts, specify Option HGF; add \$788.
 For ventilation cutout (where not included), specify Option VS; add \$390.

Towers



	Product No.	\$	Product No.	\$	
Unfinished Back 24w 54h	18d		24d		
Towers	RP18	420	RP24	420	
	Spec Code		Spec Code		Fin.Back Option FB
Garment LH	GL24	3506	GL24	3813	+259
Garment RH	GR24	3506	GR24	3813	+259
Garment End Door LH	HL24	3506	HL24	3813	+259
Garment End Door RH	HR24	3506	HR24	3813	+259
Cabinet/File/File LH	FL24	4543	FL24	4853	+259
Cabinet/File/File RH	FR24	4543	FR24	4853	+259
Cabinet/Printer-Utility LH	PL24	4465	PL24	4776	+259
Cabinet/Printer-Utility RH	PR24	4465	PR24	4776	+259

! Notes:

To order, specify the Product No. listed at top, then list the Spec Codes in L to R order in your description.
 The total price is the price listed at top plus the sum of the prices for the Spec Codes you itemized.
 Specify drawer pull style/finish item number from those shown above-left.
 Both ends of a tower run will be finished.
 All prices are based on Wood1 finishes; veneers are horizontal.
 Utility Drawers include a vent/cord-exit in the rear panel.

+ Options:

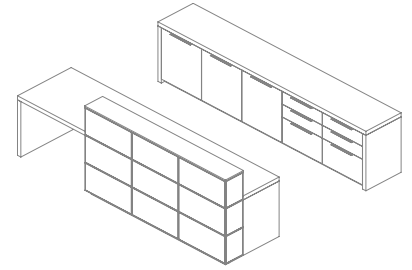
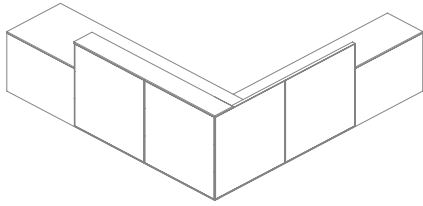
Face Locks are included on all drawers. For no locks, specify Option NL.
 For finished back, specify Option FB; add the \$ amount shown at far right.
 For High Gloss Solid Color door/drawer fronts, specify Option HGF; add \$788.

PRICING & SPECIFICATION GUIDE
Prima Collection

May 1, 2023

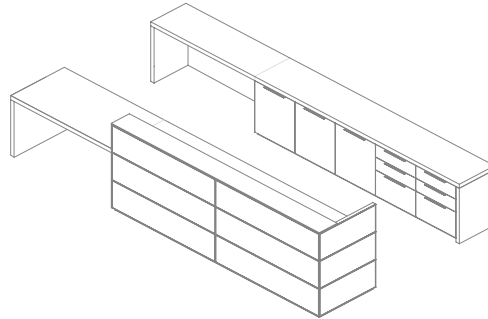
TUOHY



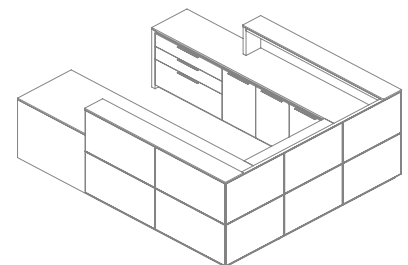
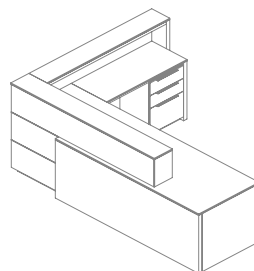
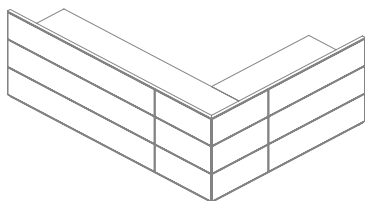
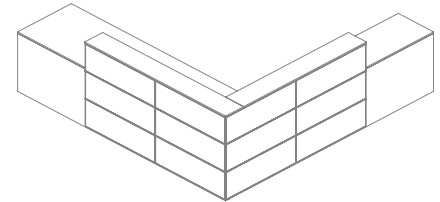
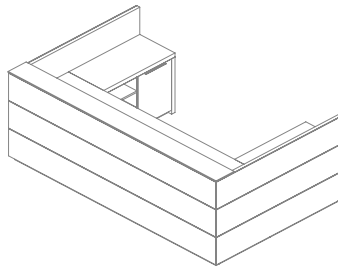
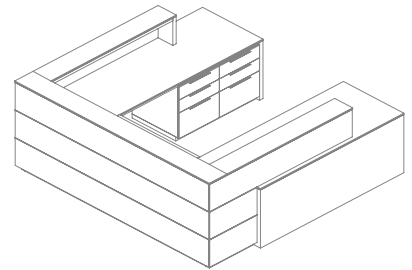


Reception: *Prima*

- | | |
|-----------------------------------|------|
| Desks, 0.5th Top | BP6 |
| Bridges, 0.5th Top | BP7 |
| Runoffs, 0.5th Top | BP7 |
| Desks, 2th Top | BP8 |
| Credenzas, 2th Top | BP8 |
| Bridges, 2th Top | BP8 |
| Runoffs, 2th Top | BP9 |
| Pedestals | BP10 |
| Support Keels | BP11 |
| Gallery Tops, 10.8d 0.5th* | BP12 |
| Gallery Backsplashes, 12.2h 1.5th | BP12 |
| Gallery Backsplash Magnet | BP13 |
| Gallery & Surround Tackboards | BP13 |
| Gallery Surround Panels | BP14 |
| - Wood1 | BP14 |
| - Polished Acrylic Solid Surface | BP16 |
| - 3Form® Reflect | BP18 |
| - Carrara Marble | BP20 |
| - Satin Brushed Nickel | BP22 |
| - Silex Faux Leather | BP24 |
| - Back-Painted Glass | BP26 |
| - Stainless Steel Wire Mesh | BP28 |
| - Gilded Cork | BP30 |



Design: John Nelson




Drawer Layouts: Plan View

Slides: Side-Mount

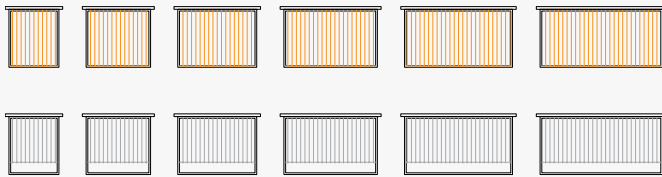
Pedestal Units 18d
Drawers 16d

16w 20w 24w 28w 32w 36w

Box Drawers w Divider



File Drawers: Lateral





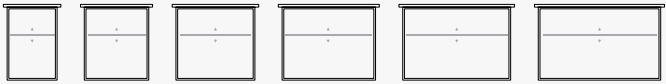


File Drawers: Front-to-Back



Pedestal Units 28d
Drawers 20.1d

16w 20w 24w 28w 32w 36w



DRAWER CONSTRUCTION

A fine point for a quality casegood product is the inner drawer construction. Each TUOHY casegood offers you uncompromised excellence in this area as well. Drawer boxes are constructed with dovetail joinery for maximum durability. The drawer face is mounted separately to this box (i.e., five-sided construction) to maintain integrity.

Drawer bottoms are dadoed on all four sides. Slides for box drawers are rated at 100 pounds per drawer; slides for file drawers are rated at a heavy duty 150 pound load per drawer. All slides have progressive action.

Box drawers have a removable divider, adjustable when depicted (±). File drawers have file frames for filing laterally or front-to-back, as depicted. For Drawers for Lap Area, Drawer Pencil Tray, and Locks: See the Introduction/Terms-Options section of the Master Price List, page 12.

Desks, Credenzas, Bridges & Runoffs
See pages BP6 to BP10

Pedestals
See page BP11

Prima Collection is a highly flexible system of furniture components that combine to create an extensive, elegant and creative series of reception and administrative assistant workstations.

Simply configure desk, runoff, bridge and credenza shells to form in-line, L-shaped and U-shaped layouts. Add pedestals and situate galleries and/or surround panels as needed.

You have considerable flexibility in the scale and placement of these elements. Surround panels and gallery fronts may be defined in whatever segmented matrix and material you desire.

In addition to what is presented here, Prima has been designed to accept a nearly limitless range of customers' architectural and interior materials and finishes. Use Prima for maximum impact in reception areas, but with considerably less rigor and expense than custom millwork solutions.



0.5-inch Top, Closed Shell
0.5-inch Top, Closed Shell for Recessed Galleries
2-inch Top, Open Shell



Choose from the following in a range of widths and materials/finishes, and arrange in modular sequence:

- Shelving
- Cabinets
- Box and File Storage Drawers
- Trash/Recycle Drawers
- Utility Drawers

Add power/data accessories as needed.

Surround Panels and Galleries

See pages BP12 to BP37

Width & Placement Relative to Shell



Function and form are achieved by your relative placement of surround panels and galleries on the casework shells, whether centered, shifted left or shifted right by any dimension you desire.

Surround Panels are 2 inches thick, modular, and specified in left-to-right approach sequence at widths from 21 inches to 124 inches. Each surround panel is one segment wide by up to three segments tall (see 1x1, 1x2 and 1x3 at right). Surround panels may abut galleries.

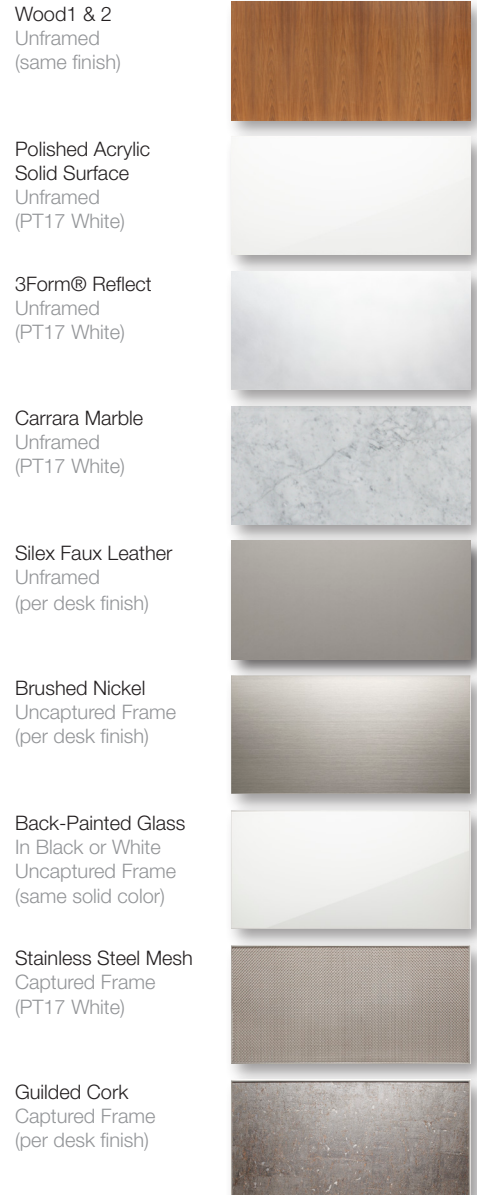
Galleries are single mass, 10.8 inches deep, specified according to the desired matrix layout as shown at right. Galleries receive a transaction top and backsplash or tackable surface, all of which are specified separately.

All panels and galleries have a mitered/quirk detail at corners to perpendicular runs.


Matrix Layouts



Matrix Face Material / Matrix Edge / (user-side)



Desks, 0.5th Top



32d Wood1 Closed Shell	w	Wood1 Top	\$	Solid Surface Top	\$
Desk/0.5Top 76w 32d 29.5h	76	PZDWC76	4733	PZDWCC76	6104
Desk/0.5Top 84w 32d 29.5h	84	PZDWC84	4982	PZDWCC84	6493
Desk/0.5Top 92w 32d 29.5h	92	PZDWC92	5178	PZDWCC92	6833
Desk/0.5Top 100w 32d 29.5h	100	PZDWC100	5377	PZDWCC100	7178
Desk/0.5Top 108w 32d 29.5h	108	PZDWC108	5576	PZDWCC108	7519
Desk/0.5Top 116w 32d 29.5h	116	PZDWC116	5773	PZDWCC116	7861
Desk/0.5Top 124w 32d 29.5h	124	PZDWC124	5971	PZDWCC124	8204

36d Wood1 Shell for Recessed Gallery	w	Wood1 Top	\$	Solid Surface Top	\$
Desk/0.5Top-RecGal 76w 36d 29.5h LH	76	PZDRWC76L	4935	PZDRWCC76L	6535
Desk/0.5Top-RecGal 76w 36d 29.5h RH	76	PZDRWC76R	4935	PZDRWCC76R	6535
Desk/0.5Top-RecGal 84w 36d 29.5h LH	84	PZDRWC84L	5255	PZDRWCC84L	6633
Desk/0.5Top-RecGal 84w 36d 29.5h RH	84	PZDRWC84R	5255	PZDRWCC84R	6633
Desk/0.5Top-RecGal 92w 36d 29.5h LH	92	PZDRWC92L	5466	PZDRWCC92L	7330
Desk/0.5Top-RecGal 92w 36d 29.5h RH	92	PZDRWC92R	5466	PZDRWCC92R	7330
Desk/0.5Top-RecGal 100w 36d 29.5h LH	100	PZDRWC100L	5677	PZDRWCC100L	7704
Desk/0.5Top-RecGal 100w 36d 29.5h RH	100	PZDRWC100R	5677	PZDRWCC100R	7704
Desk/0.5Top-RecGal 108w 36d 29.5h LH	108	PZDRWC108L	5889	PZDRWCC108L	8076
Desk/0.5Top-RecGal 108w 36d 29.5h RH	108	PZDRWC108R	5889	PZDRWCC108R	8076
Desk/0.5Top-RecGal 116w 36d 29.5h LH	116	PZDRWC116L	6104	PZDRWCC116L	8450
Desk/0.5Top-RecGal 116w 36d 29.5h RH	116	PZDRWC116R	6104	PZDRWCC116R	8450
Desk/0.5Top-RecGal 124w 36d 29.5h LH	124	PZDRWC124L	6314	PZDRWCC124L	8824
Desk/0.5Top-RecGal 124w 36d 29.5h RH	124	PZDRWC124R	6314	PZDRWCC124R	8824

! Notes:

Specify wood species/color from TUOHY Wood1 offerings; inquire about upcharges for Wood2 finishes or custom finishes. Standard Solid Surface offering is Avonite® Polaris, Matte.

+ Options/Parametrics:

Width range: 68-124; specify by replacing the last digits of the product number and use next larger standard size for pricing.

Credenzas, 0.5th Top

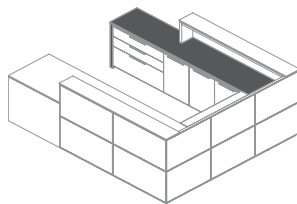
21d Wood1 Closed Shell	w	Wood1 Top	\$	Solid Surface Top	\$	Option FB
Credenza 76w 21d 29.5h	76	PZCSWC76	4108	PZCSWCC76	5004	+903
Credenza 84w 21d 29.5h	84	PZCSWC84	4236	PZCSWCC84	5227	+999
Credenza 92w 21d 29.5h	92	PZCSWC92	4364	PZCSWCC92	5450	+1095
Credenza 100w 21d 29.5h	100	PZCSWC100	4492	PZCSWCC100	5672	+1190
Credenza 108w 21d 29.5h	108	PZCSWC108	4620	PZCSWCC108	5893	+1285
Credenza 116w 21d 29.5h	116	PZCSWC116	4747	PZCSWCC116	6116	+1382
Credenza 124w 21d 29.5h	124	PZCSWC124	4875	PZCSWCC124	6338	+1474

! Notes:

Specify wood species/color from TUOHY Wood1 offerings; inquire about upcharges for Wood2 finishes or custom finishes. Standard Solid Surface offering is Avonite® Polaris, Matte.

+ Options/Parametrics:

Width range: 60-124; specify by replacing the last digits of the product number and use next larger standard size for pricing. For Finished Back, specify Option FB; add the amount as shown in the far right column.



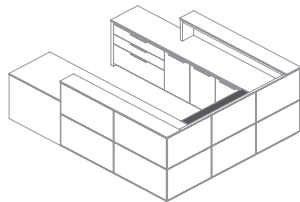
	21d Wood1 Closed Shell	w	Wood1 Top	\$	Solid Surface Top	\$
Bridges, 0.5th Top	Bridge/0.5Top 40w 21d 29.5h	40	PZBWC40	1399	PZBWCC40	1872
	Bridge/0.5Top 48w 21d 29.5h	48	PZBWC48	1467	PZBWCC48	2035

! Notes:

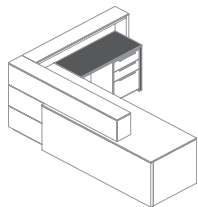
Specify wood species/color from TUOHY Wood1 offerings; inquire about upcharges for Wood2 finishes or custom finishes. Standard Solid Surface offering is Avonite® Polaris, Matte.

+ Options/Parametrics:

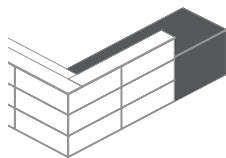
Width range: 36-48; specify by modifying the last two digits of the product number and use next larger standard size for pricing.



Runoffs, 0.5th Top



	21d Wood1 Closed Shell	w	Wood1 Top	\$	Solid Surface Top	\$
	Runoff/0.5Top 40w 21d 29.5h LH	40	PZRSWC40L	2867	PZRSWCC40L	3339
	Runoff/0.5Top 40w 21d 29.5h RH	40	PZRSWC40R	2867	PZRSWCC40R	3339
	Runoff/0.5Top 48w 21d 29.5h LH	48	PZRSWC48L	3031	PZRSWCC48L	3573
	Runoff/0.5Top 48w 21d 29.5h RH	48	PZRSWC48R	3031	PZRSWCC48R	3573
	Runoff/0.5Top 56w 21d 29.5h LH	56	PZRSWC56L	3194	PZRSWCC56L	3808
	Runoff/0.5Top 56w 21d 29.5h RH	56	PZRSWC56R	3194	PZRSWCC56R	3808
	Runoff/0.5Top 64w 21d 29.5h LH	64	PZRSWC64L	3357	PZRSWCC64L	4040
	Runoff/0.5Top 64w 21d 29.5h RH	64	PZRSWC64R	3357	PZRSWCC64R	4040
	Runoff/0.5Top 72w 21d 29.5h LH	72	PZRSWC72L	3520	PZRSWCC72L	4276
	Runoff/0.5Top 72w 21d 29.5h RH	72	PZRSWC72R	3520	PZRSWCC72R	4276
	Runoff/0.5Top 80w 21d 29.5h LH	80	PZRSWC80L	3681	PZRSWCC80L	4508
	Runoff/0.5Top 80w 21d 29.5h RH	80	PZRSWC80R	3681	PZRSWCC80R	4508
	Runoff/0.5Top 88w 21d 29.5h LH	88	PZRSWC88L	3846	PZRSWCC88L	4744
	Runoff/0.5Top 88w 21d 29.5h RH	88	PZRSWC88R	3846	PZRSWCC88R	4744
	Runoff/0.5Top 96w 21d 29.5h LH	96	PZRSWC96L	4007	PZRSWCC96L	4975
	Runoff/0.5Top 96w 21d 29.5h RH	96	PZRSWC96R	4007	PZRSWCC96R	4975



	32d Wood1 Closed Shell	w	Wood1 Top	\$	Solid Surface Top	\$
	Runoff/0.5Top 40w 32d 29.5h LH	40	PZRRWC40L	3114	PZRRWCC40L	3834
	Runoff/0.5Top 40w 32d 29.5h RH	40	PZRRWC40R	3114	PZRRWCC40R	3834
	Runoff/0.5Top 48w 32d 29.5h LH	48	PZRRWC48L	3302	PZRRWCC48L	4140
	Runoff/0.5Top 48w 32d 29.5h RH	48	PZRRWC48R	3302	PZRRWCC48R	4140
	Runoff/0.5Top 56w 32d 29.5h LH	56	PZRRWC56L	3488	PZRRWCC56L	4447
	Runoff/0.5Top 56w 32d 29.5h RH	56	PZRRWC56R	3488	PZRRWCC56R	4447
	Runoff/0.5Top 64w 32d 29.5h LH	64	PZRRWC64L	3672	PZRRWCC64L	4754
	Runoff/0.5Top 64w 32d 29.5h RH	64	PZRRWC64R	3672	PZRRWCC64R	4754
	Runoff/0.5Top 72w 32d 29.5h LH	72	PZRRWC72L	3861	PZRRWCC72L	5062
	Runoff/0.5Top 72w 32d 29.5h RH	72	PZRRWC72R	3861	PZRRWCC72R	5062
	Runoff/0.5Top 80w 32d 29.5h LH	80	PZRRWC80L	4046	PZRRWCC80L	5369
	Runoff/0.5Top 80w 32d 29.5h RH	80	PZRRWC80R	4046	PZRRWCC80R	5369
	Runoff/0.5Top 88w 32d 29.5h LH	88	PZRRWC88L	4234	PZRRWCC88L	5675
	Runoff/0.5Top 88w 32d 29.5h RH	88	PZRRWC88R	4234	PZRRWCC88R	5675
	Runoff/0.5Top 96w 32d 29.5h LH	96	PZRRWC96L	4419	PZRRWCC96L	5982
	Runoff/0.5Top 96w 32d 29.5h RH	96	PZRRWC96R	4419	PZRRWCC96R	5982

! Notes:

Specify wood species/color from TUOHY Wood1 offerings; inquire about upcharges for Wood2 finishes or custom finishes. Handedness is user's side attachment to Desk. Standard Solid Surface offering is Avonite® Polaris, Matte.

+ Options/Parametrics:

Width range: 36-96; specify by replacing the last digits of the product number and use next larger standard size for pricing.

Desks, 2th Top



32d Wood1	w	Open Shell	\$
Desk/2Top 76w 32d 29.5h	76	PZDW76	4256
Desk/2Top 84w 32d 29.5h	84	PZDW84	4445
Desk/2Top 92w 32d 29.5h	92	PZDW92	4629
Desk/2Top 100w 32d 29.5h	100	PZDW100	4815
Desk/2Top 108w 32d 29.5h	108	PZDW108	5002
Desk/2Top 116w 32d 29.5h	116	PZDW116	5187
Desk/2Top 124w 32d 29.5h	124	PZDW124	5375


! Notes:

Specify wood species/color from TUOHY Wood1 offerings; inquire about upcharges for Wood2 finishes or custom finishes. Maximum open span under desk tops is 56-in; use pedestals and Support Keels as needed.

+ Options/Parametrics:

Width range: 68-124; specify by replacing the last digits of the product number and use next larger standard size for pricing.

Credenzas, 2th Top



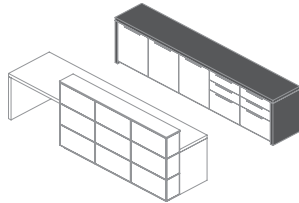
21d Wood1	w	Closed Shell	\$	Option FB
Credenza/2Top 76w 21d 29.5h	76	PZCSW76	4305	+147
Credenza/2Top 84w 21d 29.5h	84	PZCSW84	4481	+163
Credenza/2Top 92w 21d 29.5h	92	PZCSW92	4659	+176
Credenza/2Top 100w 21d 29.5h	100	PZCSW100	4837	+192
Credenza/2Top 108w 21d 29.5h	108	PZCSW108	5017	+209
Credenza/2Top 116w 21d 29.5h	116	PZCSW116	5193	+224
Credenza/2Top 124w 21d 29.5h	124	PZCSW124	5370	+239

! Notes:

Specify wood species/color from TUOHY Wood1 offerings; inquire about upcharges for Wood2 finishes or custom finishes. Maximum open span under Credenza Tops is 56-in; use pedestals and Support Keels as needed.

+ Options/Parametrics:

Width range: 60-124; specify by replacing the last digits of the product number and use next larger standard size for pricing.



Bridges, 2th Top

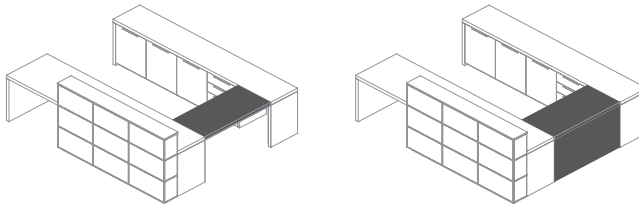
21d Wood1	w	Open Shell	\$	Closed Shell	\$
Bridge/2Top 40w 21d 29.5h	40	PZBW40	1161	PZBWB40	2355
Bridge/2Top 48w 21d 29.5h	48	PZBW48	1222	PZBWB48	2511

! Notes:

Specify wood species/color from TUOHY Wood1 offerings; inquire about upcharges for Wood2 finishes or custom finishes.

+ Options/Parametrics:

Width range: 36-48; specify by modifying the last two digits of the product number and use next larger standard size for pricing.



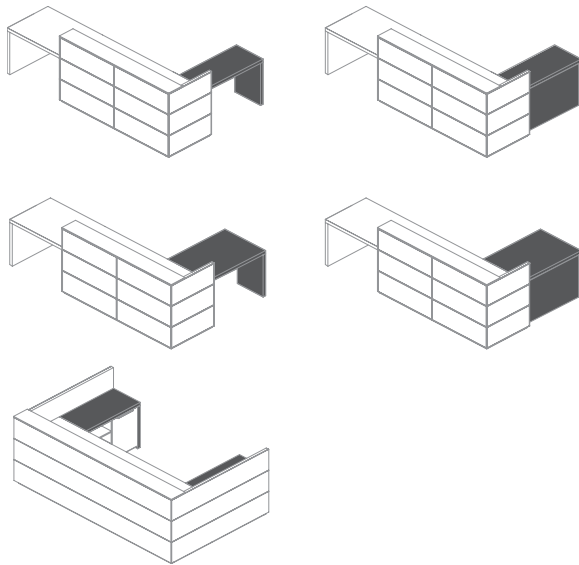
Runoffs, 2th Top	21d Wood1	w	Open Shell	\$	Closed Shell LH	\$	Closed Shell RH	\$
	Runoff Shell 40w 21d 29.5h	40	PZRSW40	2171	PZRSWB40L	2659	PZRSWB40R	2659
	Runoff Shell 48w 21d 29.5h	48	PZRSW48	2244	PZRSWB48L	2826	PZRSWB48R	2826
	Runoff Shell 56w 21d 29.5h	56	PZRSW56	2316	PZRSWB56L	2991	PZRSWB56R	2991
	Runoff Shell 64w 21d 29.5h	64	PZRSW64	2386	PZRSWB64L	3162	PZRSWB64R	3162
	Runoff Shell 72w 21d 29.5h	72	PZRSW72	2458	PZRSWB72L	3421	PZRSWB72R	3421
	Runoff Shell 80w 21d 29.5h	80	PZRSW80	2528	PZRSWB80L	3492	PZRSWB80R	3492
	Runoff Shell 88w 21d 29.5h	88	PZRSW88	2601	PZRSWB88L	3657	PZRSWB88R	3657
	Runoff Shell 96w 21d 29.5h	96	PZRSW96	2672	PZRSWB96L	3825	PZRSWB96R	3825
	32d Wood1	w	Open Shell	\$	Closed Shell LH	\$	Closed Shell RH	\$
	Runoff Shell 40w 32d 29.5h	40	PZRRW40	2490	PZRRWB40L	2848	PZRRWB40R	2848
	Runoff Shell 48w 32d 29.5h	48	PZRRW48	2598	PZRRWB48L	3050	PZRRWB48R	3050
	Runoff Shell 56w 32d 29.5h	56	PZRRW56	2710	PZRRWB56L	3255	PZRRWB56R	3255
	Runoff Shell 64w 32d 29.5h	64	PZRRW64	2816	PZRRWB64L	3459	PZRRWB64R	3459
	Runoff Shell 72w 32d 29.5h	72	PZRRW72	2924	PZRRWB72L	3758	PZRRWB72R	3758
	Runoff Shell 80w 32d 29.5h	80	PZRRW80	3033	PZRRWB80L	3863	PZRRWB80R	3863
	Runoff Shell 88w 32d 29.5h	88	PZRRW88	3142	PZRRWB88L	4071	PZRRWB88R	4071
	Runoff Shell 96w 32d 29.5h	96	PZRRW96	3251	PZRRWB96L	4275	PZRRWB96R	4275









! Notes:

Specify wood species/color from TUOHY Wood1 offerings; inquire about upcharges for Wood2 finishes or custom finishes.
 Maximum open span under runoff tops is 56-in; use pedestals and Support Keels as needed.

+ Options/Parametrics:

Width range: 36-96; specify by replacing the last digits of the product number and use next larger standard size for pricing.



Pedestals	Wood1, Unfinished Back and Sides (shell required)	18d		28d	
	Pedestals	PZPED18	\$ sum	PZPED28	\$ sum
		Spec Code	▲	Spec Code	▲
	Open Shelving 16w	F16	1765	F16	1959
	Open Shelving 20w	F20	1868	F20	2099
	Open Shelving 24w	F24	1970	F24	2237
	Open Shelving 28w	F28	2071	F28	2374
	Open Shelving 32w	F32	2175	F32	2514
	Open Shelving 36w	F36	2276	F36	2650
	Cabinet w/Shelf 16w LH	GL16	2808	GL16	3000
	Cabinet w/Shelf 16w RH	GR16	2808	GR16	3000
	Cabinet w/Shelf 20w LH	GL20	2952	GL20	3180
	Cabinet w/Shelf 20w RH	GR20	2952	GR20	3180
	Cabinet w/Shelf 24w LH	GL24	3094	GL24	3360
	Cabinet w/Shelf 24w RH	GR24	3094	GR24	3360
	Cabinet w/Shelf 28w DBL	GD28	3290	GD28	3593
	Cabinet w/Shelf 32w DBL	GD32	3432	GD32	3773
	Cabinet w/Shelf 36w DBL	GD36	3577	GD36	3952
		4Box 16w	M16	3880	M16
4Box 20w		M20	3985	M20	4114
4Box 24w		M24	4148	M24	4296
4Box 28w		M28	4311	M28	4475
4Box 32w		M32	4416	M32	4597
4Box 36w		M36	4563	M36	4760
	2Box/File 16w	L16	2947	L16	3056
	2Box/File 20w	L20	3046	L20	3172
	2Box/File 24w	L24	3193	L24	3332
	2Box/File 28w	L28	3357	L28	3514
	2Box/File 32w	L32	3459	L32	3630
	2Box/File 36w	L36	3593	L36	3780
	2File 16w	K16	2860	K16	2965
	2File 20w	K20	2957	K20	3074
	2File 24w	K24	3085	K24	3217
	2File 28w	K28	3251	K28	3402
	2File 32w	K32	3350	K32	3509
	2File 36w	K36	3467	K36	3666
	Utility Drawer 20w	W20	2925	W20	3231
	Utility Drawer 24w	W24	3061	W24	3453
	TrashRecycle 20w: Dwr/Bin(18d) Dwr/2Bins(28d)	Y20	2857	Y20	3007
	TrashRecycle 24w: Dwr/2Bins(18d) 4Bins(28d)	Y24	3004	Y24	3936
	Removable KneePanel 16w	R16	757	R16	757
	Removable KneePanel 20w	R20	782	R20	782
	Removable KneePanel 24w	R24	811	R24	811
	Removable KneePanel 28w	R28	836	R28	836
	Removable KneePanel 32w	R32	862	R32	862
	Removable KneePanel 36w	R36	886	R36	886

(See Notes and Options on the opposite page.)

Pedestals (cont.)



! Notes:

To order, specify the Product Number listed at top, then list the Spec Codes in L to R order in your description.
 The maximum width of a pedestal run under one shell is 120 inches.
 The total price is the sum of the Spec Code prices you itemized.
 Order Shells for Desks, Runoffs, Bridges and Credenzas separately, from the listings on prior pages.
 Utility Drawers include a vent/cord exit in the rear panel.
 Cabinet doors have soft-close hinges.

+ Options:

Specify metal pull and toeboard finish: MSBN Satin Brushed Nickel or MPNA Polished Natural Aluminum;
 (for MPNA Polished Natural Aluminum, refer to Wilsonart® 6251-419).
 Face Locks are included on all drawer and door pedestals. For no locks, specify Option NL.
 For ventilation cutout (where not included), specify Option VS; add \$448.
 For a secondary Wood1 selection on door/drawer fronts, specify Option W1F; add \$269.
 For finished left side, specify Option FL; add \$162.
 For finished right side, specify Option FR; add \$162.
 For finished both sides, specify Option FS; add \$320.

Support Keels



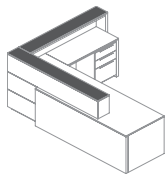
‡	w	2d	1h	MRB Resin Black	
Support Keel: 56	56			LG-56	442
Support Keel: 60	60			LG-60	456
Support Keel: 64	64			LG-64	461
Support Keel: 72	72			LG-72	469
Support Keel: 80	80			LG-80	478
• Support Keel: 88	88			LG-88	488

! Notes:

Required for unsupported work surface spans of 56 inches or more.
 Unit is an MRB Resin Black, 1 x 2 steel tube screwed to the underside of the work surface.

Gallery Tops, 10.8d 0.5th*

	Wood1	SolidSurf Matte	BPGlass	Etched Glass	Carrara Marble	MRBAS Br Alum/St
Gallery Top 40w	PZGTW40	879	PZGTC40 1225	PZGTG40 1672	PZGTJ40 2074	PZGTS40 1911 PZGTA40 3690
Gallery Top 44w	PZGTW44	888	PZGTC44 1262	PZGTG44 1752	PZGTJ44 2197	PZGTS44 2017 PZGTA44 3973
Gallery Top 48w	PZGTW48	900	PZGTC48 1297	PZGTG48 1830	PZGTJ48 2317	PZGTS48 2122 PZGTA48 4254
Gallery Top 52w	PZGTW52	910	PZGTC52 1334	PZGTG52 1911	PZGTJ52 2438	PZGTS52 2228 PZGTA52 4539
Gallery Top 56w	PZGTW56	919	PZGTC56 1368	PZGTG56 1996	PZGTJ56 2558	PZGTS56 2333 PZGTA56 4821
Gallery Top 60w	PZGTW60	930	PZGTC60 1406	PZGTG60 2074	PZGTJ60 2680	PZGTS60 2438 PZGTA60 5104
Gallery Top 64w	PZGTW64	939	PZGTC64 1443	PZGTG64 2155	PZGTJ64 2799	PZGTS64 2542 PZGTA64 5385
Gallery Top 68w	PZGTW68	949	PZGTC68 1481	PZGTG68 2237	PZGTJ68 2922	PZGTS68 2647 PZGTA68 5669
Gallery Top 72w	PZGTW72	959	PZGTC72 1518	PZGTG72 2317	PZGTJ72 3044	PZGTS72 2752 PZGTA72 5954
Gallery Top 76w	PZGTW76	967	PZGTC76 1554	PZGTG76 2398	PZGTJ76 3166	PZGTS76 2857 PZGTA76 6234
Gallery Top 80w	PZGTW80	979	PZGTC80 1591	PZGTG80 2477	PZGTJ80 3288	PZGTS80 2963 PZGTA80 6518
Gallery Top 84w	PZGTW84	988	PZGTC84 1626	PZGTG84 2558	PZGTJ84 3405	PZGTS84 3068 PZGTA84 6802
Gallery Top 88w	PZGTW88	998	PZGTC88 1663	PZGTG88 2642	PZGTJ88 3528	PZGTS88 3173 PZGTA88 7082
Gallery Top 92w	PZGTW92	1007	PZGTC92 1698	PZGTG92 2720	PZGTJ92 3649	PZGTS92 3276 PZGTA92 7367
Gallery Top 96w	PZGTW96	1015	PZGTC96 1736	PZGTG96 2799	PZGTJ96 3768	PZGTS96 3384 PZGTA96 7647
Gallery Top 100w	PZGTW100	1027	PZGTC100 1770	PZGTG100 2883	-	PZGTS100 3488 PZGTA100 7931
Gallery Top 104w	PZGTW104	1036	PZGTC104 1808	-	-	PZGTS104 3595 PZGTA104 8213
Gallery Top 108w	PZGTW108	1046	PZGTC108 1844	-	-	PZGTS108 3698 PZGTA108 8498
Gallery Top 112w	PZGTW112	1055	PZGTC112 1878	-	-	PZGTS112 3805 PZGTA112 8779
Gallery Top 116w	PZGTW116	1066	PZGTC116 1916	-	-	PZGTS116 3907 PZGTA116 9064
Gallery Top 120w	PZGTW120	1075	PZGTC120 1951	-	-	PZGTS120 4011 PZGTA120 9346
Gallery Top 124w	PZGTW124	1087	PZGTC124 1990	-	-	PZGTS124 4118 PZGTA124 9626



! Notes:

To order, specify product number and list price is as shown; Identify which gallery is to receive each specified top.

* All tops are 0.5 inch thick plus a 0.25 inch subtop reveal spacer.

Solid Surface material is Avonite® Polaris, matte.

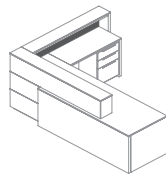
+ Options/Parametrics:

Width range: 10-124; specify by replacing the last digits of the product number and use next larger standard size for pricing.

BPGlass (Back-Painted) available in S.BLK Black or S.BWT White; Etched Glass available in GAB Black or GAW White.

Gallery Backsplashes, 12.2h 1.5th

	Wood1/Magnet	SolidSurf Gloss	BPGlass/Magnet	Etch Glass/Magnet	Metal/Magnet
Gallery Backsplash 40w	PZGBW40	1504	PZGBC40 1705	PZGBG40 1841	PZGBJ40 2264 PZGBMM40 1534
Gallery Backsplash 44w	PZGBW44	1542	PZGBC44 1756	PZGBG44 1903	PZGBJ44 2372 PZGBMM44 1569
Gallery Backsplash 48w	PZGBW48	1582	PZGBC48 1809	PZGBG48 1970	PZGBJ48 2479 PZGBMM48 1603
Gallery Backsplash 52w	PZGBW52	1619	PZGBC52 1859	PZGBG52 2034	PZGBJ52 2589 PZGBMM52 1639
Gallery Backsplash 56w	PZGBW56	1657	PZGBC56 1911	PZGBG56 2100	PZGBJ56 2694 PZGBMM56 1673
Gallery Backsplash 60w	PZGBW60	1693	PZGBC60 1965	PZGBG60 2164	PZGBJ60 2802 PZGBMM60 1707
Gallery Backsplash 64w	PZGBW64	1729	PZGBC64 2013	PZGBG64 2229	PZGBJ64 2912 PZGBMM64 1742
Gallery Backsplash 68w	PZGBW68	1768	PZGBC68 2067	PZGBG68 2292	PZGBJ68 3019 PZGBMM68 1777
Gallery Backsplash 72w	PZGBW72	1806	PZGBC72 2117	PZGBG72 2359	PZGBJ72 3128 PZGBMM72 1812
Gallery Backsplash 76w	PZGBW76	1843	PZGBC76 2170	PZGBG76 2424	PZGBJ76 3235 PZGBMM76 1846
Gallery Backsplash 80w	PZGBW80	1878	PZGBC80 2222	PZGBG80 2490	PZGBJ80 3340 PZGBMM80 1882
Gallery Backsplash 84w	PZGBW84	1916	PZGBC84 2275	PZGBG84 2555	PZGBJ84 3452 PZGBMM84 1915
Gallery Backsplash 88w	PZGBW88	1954	PZGBC88 2325	PZGBG88 2619	PZGBJ88 3557 PZGBMM88 1950
Gallery Backsplash 92w	PZGBW92	1994	PZGBC92 2377	PZGBG92 2684	PZGBJ92 3665 PZGBMM92 1983
Gallery Backsplash 96w	PZGBW96	2031	PZGBC96 2429	PZGBG96 2751	PZGBJ96 3774 PZGBMM96 2020



! Notes:

To order, specify product number and list price is as shown; Identify which gallery is to receive each specified backplash.

Wood1 includes all Wood1 veneer species and solid paint colors; inquire regarding other species/colors.

Standard Metal finish is MSBN Satin Brushed Nickel.

Solid Surface material is Avonite® Polaris, polished.

All Backsplash Panels with the Magnet designation accept CNL Magnets listed on the following page.

For widths greater than what is listed, combine two or more panels as needed to fill the desired opening.

+ Options/Parametrics:

Width range: 10-124; specify by replacing the last digits of the product number and use next larger standard size for pricing.

BPGlass (Back-Painted) available in S.BLK Black or S.BWT White; Etched Glass available in GAB Black or GAW White.

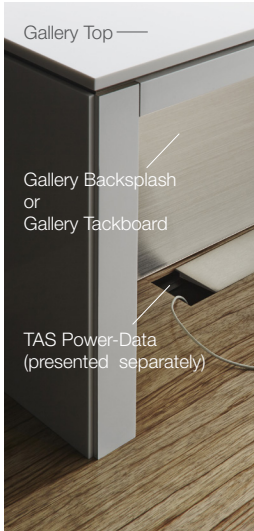
Gallery Backsplash Magnet



For Magnet-Ready Backsplashes	w	d	Product No.	\$
Magnet	0.8	0.8	CNL	110

! Note:
Standard finish is MRBS Resin Brushed Steel.

Gallery & Surround Tackboards

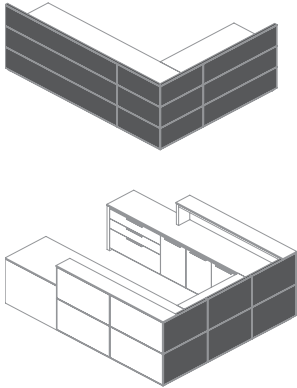


12.2h 1th	w	yds	Prod.No.	COM	F1	F2	F3	F4	F5	F6	F7	F8
Tackboard 40w	40	1.3	PZFT40	483	570	581	592	605	620	636	655	675
Tackboard 44w	44	1.4	PZFT44	512	606	617	630	644	659	677	697	719
Tackboard 48w	48	1.5	PZFT48	573	674	686	699	714	731	750	771	795
Tackboard 52w	52	1.6	PZFT52	617	724	737	751	767	785	806	828	854
Tackboard 56w	56	1.7	PZFT56	667	781	795	810	827	846	868	891	919
Tackboard 60w	60	1.8	PZFT60	737	858	872	888	906	926	949	975	1003
Tackboard 64w	64	1.9	PZFT64	767	894	910	927	946	967	991	1018	1048
Tackboard 68w	68	2.1	PZFT68	806	947	964	982	1003	1027	1054	1083	1117
Tackboard 72w	72	2.2	PZFT72	823	970	988	1008	1030	1054	1083	1113	1149
Tackboard 76w	76	2.3	PZFT76	845	999	1018	1038	1061	1087	1116	1149	1185
Tackboard 80w	80	2.4	PZFT80	872	1033	1052	1074	1098	1124	1155	1189	1227
Tackboard 84w	84	2.5	PZFT84	899	1067	1087	1109	1134	1162	1194	1229	1269
Tackboard 88w	88	2.6	PZFT88	925	1099	1120	1143	1169	1198	1232	1268	1310
Tackboard 92w	92	2.7	PZFT92	949	1130	1152	1176	1203	1233	1268	1305	1349
Tackboard 96w	96	2.8	PZFT96	1007	1195	1217	1242	1270	1301	1337	1377	1421
Tackboard 100w	100	2.9	PZFT100	1031	1225	1249	1275	1304	1336	1373	1414	1460
Tackboard 104w	104	3.1	PZFT104	1057	1265	1290	1317	1348	1383	1423	1466	1516
Tackboard 108w	108	3.2	PZFT108	1087	1301	1327	1356	1388	1423	1465	1509	1561
Tackboard 112w	112	3.3	PZFT112	1114	1335	1362	1391	1424	1461	1503	1550	1602
Tackboard 116w	116	3.4	PZFT116	1143	1371	1398	1429	1463	1500	1544	1592	1646
Tackboard 120w	120	3.5	PZFT120	1183	1418	1446	1477	1512	1551	1596	1645	1701
Tackboard 124w	124	3.6	PZFT124	1230	1471	1500	1532	1568	1608	1655	1705	1763
	w	yds	Prod.No.	F9	F10	F11	F12	F13	F14	F15	F16	F17
Tackboard 40w	40	1.3	PZFT40	699	725	753	786	822	863	908	960	1017
Tackboard 44w	44	1.4	PZFT44	744	772	803	838	877	921	970	1026	1087
Tackboard 48w	48	1.5	PZFT48	822	852	885	923	965	1011	1064	1124	1190
Tackboard 52w	52	1.6	PZFT52	883	915	950	990	1035	1084	1140	1204	1275
Tackboard 56w	56	1.7	PZFT56	949	983	1021	1063	1111	1163	1223	1291	1366
Tackboard 60w	60	1.8	PZFT60	1036	1072	1111	1156	1207	1263	1326	1398	1477
Tackboard 64w	64	1.9	PZFT64	1082	1120	1162	1210	1263	1322	1388	1464	1548
Tackboard 68w	68	2.1	PZFT68	1155	1197	1243	1295	1354	1419	1493	1577	1669
Tackboard 72w	72	2.2	PZFT72	1188	1232	1281	1336	1397	1465	1542	1630	1727
Tackboard 76w	76	2.3	PZFT76	1227	1273	1323	1381	1445	1517	1597	1689	1790
Tackboard 80w	80	2.4	PZFT80	1270	1318	1371	1431	1498	1573	1657	1753	1858
Tackboard 84w	84	2.5	PZFT84	1314	1364	1419	1482	1552	1629	1717	1817	1927
Tackboard 88w	88	2.6	PZFT88	1357	1409	1466	1531	1604	1684	1775	1879	1994
Tackboard 92w	92	2.7	PZFT92	1397	1451	1511	1578	1654	1737	1832	1940	2059
Tackboard 96w	96	2.8	PZFT96	1472	1528	1589	1659	1738	1825	1923	2035	2158
Tackboard 100w	100	2.9	PZFT100	1512	1570	1634	1707	1788	1878	1979	2095	2223
Tackboard 104w	104	3.1	PZFT104	1572	1634	1702	1779	1866	1962	2071	2195	2331
Tackboard 108w	108	3.2	PZFT108	1618	1682	1753	1833	1922	2021	2133	2261	2402
Tackboard 112w	112	3.3	PZFT112	1662	1728	1800	1883	1975	2078	2193	2325	2470
Tackboard 116w	116	3.4	PZFT116	1707	1775	1850	1935	2030	2136	2255	2391	2540
Tackboard 120w	120	3.5	PZFT120	1764	1834	1911	1999	2097	2205	2328	2468	2622
Tackboard 124w	124	3.6	PZFT124	1828	1900	1979	2069	2170	2281	2407	2551	2710

! Notes:
To order, specify Product Number; list price is as shown by fabric grade.
Identify which gallery or panel is to receive each specified tackboard.
Yardage requirements shown above are sufficient to cover up to four panels, assuming 54w material.
IMPORTANT: Refer to the Upholstery Guide on p.8 of the TUOHY List Price Schedule for COM fabric ordering information.
+ Options/Parametrics:
Width range: 10-124; replace the last digits of the Prod.No. and use the next larger standard size for price and yardage.




Gallery Surround Panels
Wood1
Unframed




2d 43.8h	Prefix Code/Width Code:	Matrix Code:		
	PZG1W...	...1x1	...1x2	...1x3
Gallery/Surround W1 21w	...21...	3774	4837	5760
Gallery/Surround W1 24w	...24...	3951	5007	5940
Gallery/Surround W1 28w	...28...	4104	5168	6098
Gallery/Surround W1 32w	...32...	4227	5295	6224
Gallery/Surround W1 36w	...36...	4360	5426	6357
Gallery/Surround W1 40w	...40...	4467	5531	6464
Gallery/Surround W1 44w	...44...	4565	5624	6547
Gallery/Surround W1 48w	...48...	4669	5731	6655
Gallery/Surround W1 52w	...52...	4780	5834	6760
Gallery/Surround W1 56w	...56...	4983	6041	6966
Gallery/Surround W1 60w	...60...	5114	6173	7098
Gallery/Surround W1 64w	...64...	5234	6295	7221
Gallery/Surround W1 68w	...68...	5361	6423	7348
Gallery/Surround W1 72w	...72...	5493	6558	7481
Gallery/Surround W1 76w	...76...	5630	6696	7618
Gallery/Surround W1 80w	...80...	5749	6811	7741
Gallery/Surround W1 84w	...84...	5867	6926	7863
Gallery/Surround W1 88w	...88...	5991	7052	7991
Gallery/Surround W1 92w	...92...	6117	7178	8115
Gallery/Surround W1 96w	...96...	6246	7303	8240
Gallery/Surround W1 100w	...100...	6364	7429	8349
Gallery/Surround W1 104w	...104...	6807	7897	8731
Gallery/Surround W1 108w	...108...	6932	8023	8857
Gallery/Surround W1 112w	...112...	7078	8153	9001
Gallery/Surround W1 116w	...116...	7197	8282	9129
Gallery/Surround W1 120w	...120...	7315	8397	9246
Gallery/Surround W1 124w	...124...	7439	8526	9373

! Notes:
 Determine product number by merging Prefix, Width and Matrix Codes; reference the price. Ex: PZG1W211X1 = \$3774.
 + Options/Parametrics:
 Width range: 8-124; specify as Width Code and use next larger standard size for pricing.

PT17 Satin White



PT07 Matte Ebony

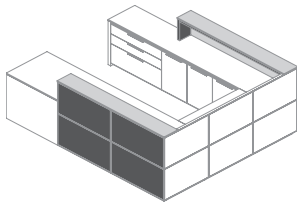


TUOHY Wood1 Species/Finishes, unframed.

19 standard hardwood offers, plus four solid color offerings.

TUOHY Wood2 species and finishes are also readily available, as are all the world's finest natural and reconstituted veneers. Inquire with Customer Service for a full presentation.

Galleries for Desks & Credenzas
Wood1
Unframed



		Prefix Code/Width Code:	Matrix Code:								
10.8d	43.8h	PZG2W...	...1x1	...1x2	...1x3	...2x1	...2x2	...2x3	...3x1	...3x2	...3x3
Gallery/DeskCred W1 76w	...76...	8089	9567	10693	8470	9886	11447	8749	10217	11286	
Gallery/DeskCred W1 80w	...80...	8205	9686	10813	8591	10004	11565	8848	10296	11387	
Gallery/DeskCred W1 84w	...84...	8320	9793	10932	8709	10124	11683	8928	10415	11487	
Gallery/DeskCred W1 88w	...88...	8478	9952	11090	8869	10281	11842	9126	10611	11683	
Gallery/DeskCred W1 92w	...92...	8598	10072	11209	8986	10400	11962	9224	10693	11783	
Gallery/DeskCred W1 96w	...96...	8721	10198	11334	9112	10527	12088	9329	10817	11889	
Gallery/DeskCred W1 100w	...100...	8837	10317	11432	9218	10645	12206	9490	10978	12048	
Gallery/DeskCred W1 104w	...104...	9273	10779	11809	9668	11059	12761	10264	11651	12563	
Gallery/DeskCred W1 108w	...108...	9389	10898	11928	9784	11174	12881	10361	11772	12664	
Gallery/DeskCred W1 112w	...112...	9550	11042	12088	9947	11334	13040	10562	11969	12860	
Gallery/DeskCred W1 116w	...116...	9668	11170	12212	10072	11461	13165	10666	12054	12963	
Gallery/DeskCred W1 120w	...120...	9828	11325	12372	10231	11617	13323	10806	12212	13106	
Gallery/DeskCred W1 124w	...124...	9947	11447	12489	10349	11738	13442	10945	12372	13265	

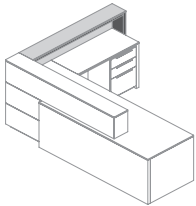
! Notes:

Determine product number by merging Prefix, Width and Matrix Codes; reference the price. Ex: PZG2W761X1 = \$8089.
Order Gallery Top and Backsplash separately and tag to your selection here.
Designate placement of Gallery on Desk or Credenza as user's Left, Center or Right.

+ Options/Parametrics:

Width range: 60-124; specify as Width Code and use next larger standard size for pricing.

Galleries for Runoffs
Wood1
Unframed



		Prefix Code/Width Code:	Matrix Code:								
10.8d	43.8h	PZG3W...	...1x1	...1x2	...1x3	...2x1	...2x2	...2x3	...3x1	...3x2	...3x3
Gallery/Runoff W1 40w LH	...40L...	6092	7154	8048	6473	7487	8307	6739	7791	8625	
Gallery/Runoff W1 40w RH	...40R...	6092	7154	8048	6473	7487	8307	6739	7791	8625	
Gallery/Runoff W1 48w LH	...48L...	6327	7388	8273	6721	7731	8551	6946	7995	8828	
Gallery/Runoff W1 48w RH	...48R...	6327	7388	8273	6721	7731	8551	6946	7995	8828	
Gallery/Runoff W1 56w LH	...56L...	6568	7625	8510	6958	7967	8789	7202	8233	9088	
Gallery/Runoff W1 56w RH	...56R...	6568	7625	8510	6958	7967	8789	7202	8233	9088	
Gallery/Runoff W1 64w LH	...64L...	6805	7867	8756	7187	8213	9033	7466	8518	9349	
Gallery/Runoff W1 64w RH	...64R...	6805	7867	8756	7187	8213	9033	7466	8518	9349	
Gallery/Runoff W1 72w LH	...72L...	7083	8148	9033	7466	8465	9312	7706	8756	9588	
Gallery/Runoff W1 72w RH	...72R...	7083	8148	9033	7466	8465	9312	7706	8756	9588	
Gallery/Runoff W1 80w LH	...80L...	7320	8386	9273	7706	8702	9550	7961	8994	9846	
Gallery/Runoff W1 80w RH	...80R...	7320	8386	9273	7706	8702	9550	7961	8994	9846	
Gallery/Runoff W1 88w LH	...88L...	7558	8614	9517	7952	8946	9793	8205	9279	10109	
Gallery/Runoff W1 88w RH	...88R...	7558	8614	9517	7952	8946	9793	8205	9279	10109	
Gallery/Runoff W1 96w LH	...96L...	7797	8853	9753	8187	9184	10032	8404	9475	10307	
Gallery/Runoff W1 96w RH	...96R...	7797	8853	9753	8187	9184	10032	8404	9475	10307	

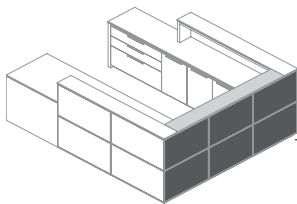
! Notes:

Determine product number by merging Prefix, Width and Matrix Codes; reference the price. Ex: PZG3W40L1X1 = \$6092.
Order Gallery Top and Backsplash separately and tag to your selection here.

+ Options/Parametrics:

Width range: 32-96; specify as Width Code and use next larger standard size for pricing.

Galleries for Bridges
Wood1
Unframed



		Prefix Code/Width Code:	Matrix Code:								
10.8d	43.8h	PZG4W...	...1x1	...1x2	...1x3	...2x1	...2x2	...2x3	...3x1	...3x2	...3x3
Gallery/Bridge W1 96w (40)	...96...	6873	7512	8172	7260	7842	7979	7479	8132	8731	
Gallery/Bridge W1 104w (48)	...104...	8465	9556	10349	8860	9831	10824	9435	10428	11083	

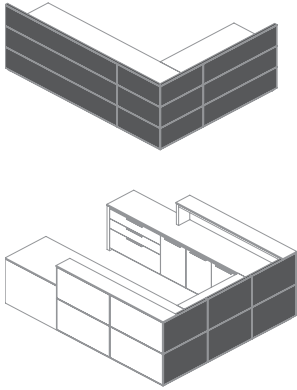
! Notes:

Determine product number by merging Prefix, Width and Matrix Codes; reference the price. Ex: PZG4W961X1 = \$6873.
Order Gallery Top and Backsplash separately and tag to your selection here.

+ Options/Parametrics:

Width range: 92-104; specify as Width Code and use next larger standard size for pricing; bridge top must be 56-in less.

Gallery Surround Panels
Polished Acrylic Solid Surface
Unframed



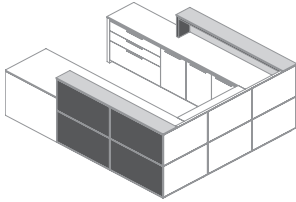
	Prefix Code/Width Code:	Matrix Code:		
2d 43.8h	PZG1C...	...1x1	...1x2	...1x3
Gallery/Surround CW 21w	...21...	6246	6807	8002
Gallery/Surround CW 24w	...24...	6547	7111	8321
Gallery/Surround CW 28w	...28...	6878	7439	8638
Gallery/Surround CW 32w	...32...	7178	7741	8942
Gallery/Surround CW 36w	...36...	7481	8042	9252
Gallery/Surround CW 40w	...40...	7758	8321	9517
Gallery/Surround CW 44w	...44...	8036	8598	9802
Gallery/Surround CW 48w	...48...	8315	8877	10087
Gallery/Surround CW 52w	...52...	8592	9152	10351
Gallery/Surround CW 56w	...56...	8968	9530	10735
Gallery/Surround CW 60w	...60...	9273	9835	11044
Gallery/Surround CW 64w	...64...	9571	10134	11326
Gallery/Surround CW 68w	...68...	9866	10428	11631
Gallery/Surround CW 72w	...72...	10165	10735	11923
Gallery/Surround CW 76w	...76...	10475	11044	12241
Gallery/Surround CW 80w	...80...	10768	11336	12537
Gallery/Surround CW 84w	...84...	11064	11631	12822
Gallery/Surround CW 88w	...88...	11360	11929	13126
Gallery/Surround CW 92w	...92...	11658	12229	13431
Gallery/Surround CW 96w	...96...	11956	12523	13714
Gallery/Surround CW 100w	...100...	12251	12822	14018
Gallery/Surround CW 104w	...104...	12969	13569	14820
Gallery/Surround CW 108w	...108...	13265	13865	15123
Gallery/Surround CW 112w	...112...	13585	14182	15446
Gallery/Surround CW 116w	...116...	13880	14482	15731
Gallery/Surround CW 120w	...120...	14173	14772	16027
Gallery/Surround CW 124w	...124...	14467	15069	16333

! Notes:
 Determine product number by merging Prefix, Width and Matrix Codes; reference the price. Ex: PZG1C211X1 = \$6246.
 Polished Acrylic Solid Surface selection is Avonite® Polaris. Other selections available on a request basis.
 + Options/Parametrics:
 Width range: 8-124; specify as Width Code and use next larger standard size for pricing.



Polished Acrylic Solid Surface: Avonite® Polaris, unframed.
 Other vendor colors and patterns are available on a project basis; contact Customer Service.

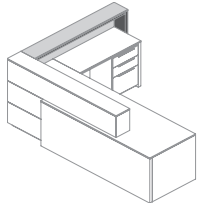
Galleries for Desks & Credenzas
Polished Acrylic Solid Surface
Unframed



		Prefix Code/Width Code:		Matrix Code:								
10.8d	43.8h	PZG2C...	...1x1	...1x2	...1x3	...2x1	...2x2	...2x3	...3x1	...3x2	...3x3	
Gallery/DeskCred CW 76w	...76...	14369	15120	16996	15083	16550	18348	15820	18107	20490		
Gallery/DeskCred CW 80w	...80...	14658	15411	17297	15374	16826	18625	16059	18348	20707		
Gallery/DeskCred CW 84w	...84...	14950	15703	17573	15664	17131	18903	16279	18586	20924		
Gallery/DeskCred CW 88w	...88...	15280	16034	17911	15994	17449	19261	16735	19023	21421		
Gallery/DeskCred CW 92w	...92...	15569	16322	18209	16283	17750	19536	16953	19261	21638		
Gallery/DeskCred CW 96w	...96...	15870	16622	18492	16584	18037	19821	17197	19504	21863		
Gallery/DeskCred CW 100w	...100...	16158	16913	18789	16872	18342	20099	17613	19900	22261		
Gallery/DeskCred CW 104w	...104...	16866	17654	19584	17454	19174	21289	18107	20655	22953		
Gallery/DeskCred CW 108w	...108...	17157	17945	19882	17747	19450	21564	18348	20892	23232		
Gallery/DeskCred CW 112w	...112...	17486	18274	20217	18075	19795	21922	18803	21330	23668		
Gallery/DeskCred CW 116w	...116...	17784	18571	20501	18376	20079	22208	19028	21572	23893		
Gallery/DeskCred CW 120w	...120...	18118	18903	20840	18706	20423	22527	19305	21853	24151		
Gallery/DeskCred CW 124w	...124...	18408	19196	21139	18996	20699	22843	19722	22244	24607		

- ! Notes:
 Determine product number by merging Prefix, Width and Matrix Codes; reference the price. Ex: PZG2C761X1= \$14369.
 Order Gallery Top separately and tag to your selection here.
 Designate placement of Gallery on Desk or Credenza as user's Left, Center or Right.
 Polished Acrylic Solid Surface selection is Avonite® Polaris. Other selections available on a request basis.
- + Options/Parametrics:
 Width range: 60-124; specify as Width Code and use next larger standard size for pricing.

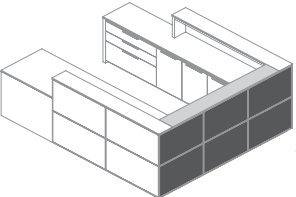
Galleries for Runoffs
Polished Acrylic Solid Surface
Unframed



		Prefix Code/Width Code:		Matrix Code:								
10.8d	43.8h	PZG3C...	...1x1	...1x2	...1x3	...2x1	...2x2	...2x3	...3x1	...3x2	...3x3	
Gallery/Runoff CW 40w LH	...40L...	9898	10433	11876	10607	11849	13223	11348	13424	15365		
Gallery/Runoff CW 40w RH	...40R...	9898	10433	11876	10607	11849	13223	11348	13424	15365		
Gallery/Runoff CW 48w LH	...48L...	10488	11021	12478	11195	12437	13787	11809	13907	15810		
Gallery/Runoff CW 48w RH	...48R...	10488	11021	12478	11195	12437	13787	11809	13907	15810		
Gallery/Runoff CW 56w LH	...56L...	11069	11603	13052	11776	13019	14382	12462	14539	16484		
Gallery/Runoff CW 56w RH	...56R...	11069	11603	13052	11776	13019	14382	12462	14539	16484		
Gallery/Runoff CW 64w LH	...64L...	11658	12196	13634	12365	13605	14984	13106	15181	17103		
Gallery/Runoff CW 64w RH	...64R...	11658	12196	13634	12365	13605	14984	13106	15181	17103		
Gallery/Runoff CW 72w LH	...72L...	12271	12815	14247	12985	14231	15576	13602	15698	17639		
Gallery/Runoff CW 72w RH	...72R...	12271	12815	14247	12985	14231	15576	13602	15698	17639		
Gallery/Runoff CW 80w LH	...80L...	12854	13396	14845	13567	14810	16173	14254	16331	18254		
Gallery/Runoff CW 80w RH	...80R...	12854	13396	14845	13567	14810	16173	14254	16331	18254		
Gallery/Runoff CW 88w LH	...88L...	13442	13984	15425	14155	15398	16773	14894	16969	18934		
Gallery/Runoff CW 88w RH	...88R...	13442	13984	15425	14155	15398	16773	14894	16969	18934		
Gallery/Runoff CW 96w LH	...96L...	14025	14565	16001	14739	15981	17328	15352	17449	19371		
Gallery/Runoff CW 96w RH	...96R...	14025	14565	16001	14739	15981	17328	15352	17449	19371		

- ! Notes:
 Determine product number by merging Prefix, Width and Matrix Codes; reference the price. Ex: PZG3C40L1X1= \$9898.
 Order Gallery Top separately and tag to your selection here.
 Polished Acrylic Solid Surface selection is Avonite® Polaris. Other selections available on a request basis.
- + Options/Parametrics:
 Width range: 32-96; specify as Width Code and use next larger standard size for pricing.

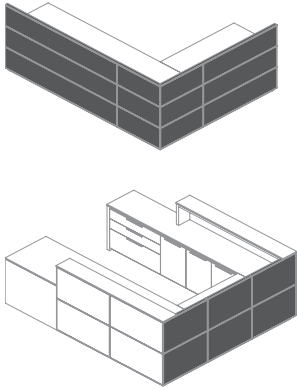
Galleries for Bridges
Polished Acrylic Solid Surface
Unframed



		Prefix Code/Width Code:		Matrix Code:								
10.8d	43.8h	PZG4C...	...1x1	...1x2	...1x3	...2x1	...2x2	...2x3	...3x1	...3x2	...3x3	
Gallery/Bridge CW 96w (40)	...96...	11183	11480	12419	12024	12788	13370	12598	14242	15789		
Gallery/Bridge CW 104w (48)	...104...	14947	15485	16921	15660	16887	18248	16274	18368	20310		

- ! Notes:
 Determine product number by merging Prefix, Width and Matrix Codes; reference the price. Ex: PZG4C961X1= \$11183.
 Order Gallery Top separately and tag to your selection here.
 Polished Acrylic Solid Surface selection is Avonite® Polaris. Other selections available on a request basis.
- + Options/Parametrics:
 Width range: 92-104; specify as Width Code and use next larger standard size for pricing; bridge top must be 56-in less.

Gallery Surround Panels
3Form® Reflect
Unframed



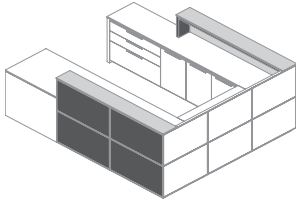
2d 43.8h	Prefix Code/Width Code:		Matrix Code:		
	PZG1F...	...1x1	...1x2	...1x3	
Gallery/Surround FR 21w	...21...	7683	8539	9312	
Gallery/Surround FR 24w	...24...	8459	9306	10087	
Gallery/Surround FR 28w	...28...	9412	10257	11038	
Gallery/Surround FR 32w	...32...	10330	11175	11956	
Gallery/Surround FR 36w	...36...	11249	12100	12881	
Gallery/Surround FR 40w	...40...	12146	13000	13780	
Gallery/Surround FR 44w	...44...	13047	13900	14678	
Gallery/Surround FR 48w	...48...	13941	14798	15576	
Gallery/Surround FR 52w	...52...	14839	15683	16478	
Gallery/Surround FR 56w	...56...	15837	16681	17476	
Gallery/Surround FR 60w	...60...	16762	17607	18381	
Gallery/Surround FR 64w	...64...	17675	18525	19301	
Gallery/Surround FR 68w	...68...	18592	19447	20217	
Gallery/Surround FR 72w	...72...	19518	20372	21144	
Gallery/Surround FR 76w	...76...	20441	21303	22074	
Gallery/Surround FR 80w	...80...	21357	22202	22989	
Gallery/Surround FR 84w	...84...	22274	23120	23906	
Gallery/Surround FR 88w	...88...	23186	24038	24826	
Gallery/Surround FR 92w	...92...	24105	24956	25744	

! Notes:
 Determine product number by merging Prefix, Width and Matrix Codes; reference the price. Ex: PZG1F211X1= \$7683.
 + Options/Parameters:
 Width range: 8-92; specify as Width Code and use next larger standard size for pricing.



3Form® Reflect, unframed.
 Other vendor colors and patterns are available on a project basis; contact Customer Service.

Galleries for Desks & Credenzas
3Form® Reflect
Unframed

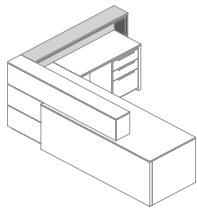


		Prefix Code/Width Code:		Matrix Code:								
10.8d	43.8h	PZG2F...	...1x1	...1x2	...1x3	...2x1	...2x2	...2x3	...3x1	...3x2	...3x3	
Gallery/DeskCred FR 76w	...76...	25637	25880	26099	25710	25936	26161	25983	26212	26438		
Gallery/DeskCred FR 80w	...80...	26550	26782	27013	26608	26849	27071	26675	26886	27131		
Gallery/DeskCred FR 84w	...84...	27462	27694	27924	27524	27761	27985	27369	27601	27829		
Gallery/DeskCred FR 88w	...88...	28408	28647	28877	28476	28712	28937	28739	28988	29212		
Gallery/DeskCred FR 92w	...92...	29319	29558	29790	29385	29624	29848	29434	29665	29910		
Gallery/DeskCred FR 96w	...96...	30241	30476	30707	30305	30542	30728	30132	30382	30609		
Gallery/DeskCred FR 100w	...100...	-	-	-	31217	31454	31639	31481	31732	31957		
Gallery/DeskCred FR 104w	...104...	-	-	-	32168	32473	32710	32255	32564	32832		
Gallery/DeskCred FR 108w	...108...	-	-	-	33080	33385	33623	32949	33278	33521		
Gallery/DeskCred FR 112w	...112...	-	-	-	34033	34338	34574	34338	34629	34911		
Gallery/DeskCred FR 116w	...116...	-	-	-	34952	35229	35492	35039	35348	35614		
Gallery/DeskCred FR 120w	...120...	-	-	-	35904	36180	36448	35771	36063	36347		
Gallery/DeskCred FR 124w	...124...	-	-	-	36815	37093	37360	37098	37408	37696		

! Notes:
Determine product number by merging Prefix, Width and Matrix Codes; reference the price. Ex: PZG2F761X1= \$25637.
Order Gallery Top separately and tag to your selection here.
Designate placement of Gallery on Desk or Credenza as user's Left, Center or Right.

+ Options/Parametrics:
Width range: 60-124; specify as Width Code and use next larger standard size for pricing.

Galleries for Runoffs
3Form® Reflect
Unframed

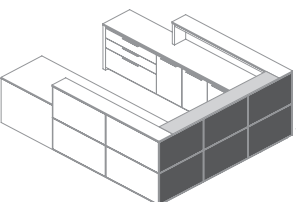


		Prefix Code/Width Code:		Matrix Code:								
10.8d	43.8h	PZG3F...	...1x1	...1x2	...1x3	...2x1	...2x2	...2x3	...3x1	...3x2	...3x3	
Gallery/Runoff FR 40w LH	...40L...	14923	15073	15228	14989	15140	15268	15268	15391	15542		
Gallery/Runoff FR 40w RH	...40R...	14923	15073	15228	14989	15140	15268	15268	15391	15542		
Gallery/Runoff FR 48w LH	...48L...	16745	16905	17058	16821	16969	17098	16641	16787	16939		
Gallery/Runoff FR 48w RH	...48R...	16745	16905	17058	16821	16969	17098	16641	16787	16939		
Gallery/Runoff FR 56w LH	...56L...	18571	18716	18882	18630	18798	18923	18685	18848	18981		
Gallery/Runoff FR 56w RH	...56R...	18571	18716	18882	18630	18798	18923	18685	18848	18981		
Gallery/Runoff FR 64w LH	...64L...	20395	20549	20694	20462	20600	20752	20733	20878	21032		
Gallery/Runoff FR 64w RH	...64R...	20395	20549	20694	20462	20600	20752	20733	20878	21032		
Gallery/Runoff FR 72w LH	...72L...	22261	22412	22559	22325	22466	22618	22162	22305	22458		
Gallery/Runoff FR 72w RH	...72R...	22261	22412	22559	22325	22466	22618	22162	22305	22458		
Gallery/Runoff FR 80w LH	...80L...	24079	24225	24382	24138	24288	24443	24205	24332	24502		
Gallery/Runoff FR 80w RH	...80R...	24079	24225	24382	24138	24288	24443	24205	24332	24502		
Gallery/Runoff FR 88w LH	...88L...	25902	26055	26212	25969	26120	26274	26233	26398	26550		
Gallery/Runoff FR 88w RH	...88R...	25902	26055	26212	25969	26120	26274	26233	26398	26550		
Gallery/Runoff FR 96w LH	...96L...	27726	27879	28036	27791	27945	28059	27621	27785	27939		
Gallery/Runoff FR 96w RH	...96R...	27726	27879	28036	27791	27945	28059	27621	27785	27939		

! Notes:
Determine product number by merging Prefix, Width and Matrix Codes; reference the price. Ex: PZG3F40L1X1= \$14923.
Order Gallery Top separately and tag to your selection here.

+ Options/Parametrics:
Width range: 32-96; specify as Width Code and use next larger standard size for pricing.

Galleries for Bridges
3Form® Reflect
Unframed

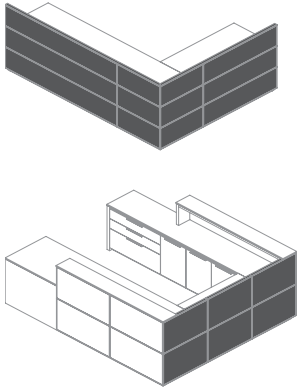


		Prefix Code/Width Code:		Matrix Code:								
10.8d	43.8h	PZG4F...	...1x1	...1x2	...1x3	...2x1	...2x2	...2x3	...3x1	...3x2	...3x3	
Gallery/Bridge FR 96w (40)	...96...	25214	25283	25365	25280	25349	25388	25110	25191	25267		
Gallery/Bridge FR 104w (48)	...104...	-	-	-	30566	30791	30953	30436	30684	30854		

! Notes:
Determine product number by merging Prefix, Width and Matrix Codes; reference the price. Ex: PZG4F961X1= \$25214.
Order Gallery Top separately and tag to your selection here.

+ Options/Parametrics:
Width range: 92-104; specify as Width Code and use next larger standard size for pricing; bridge top must be 56-in. less.

Gallery Surround Panels
Carrara Marble
Unframed



2d 43.8h	Prefix Code/Width Code:		Matrix Code:		
	PZG1S...1x1	...1x2	...1x3
Gallery/Surround SC 21w	...21...		6655	6979	7348
Gallery/Surround SC 24w	...24...		7303	7626	8002
Gallery/Surround SC 28w	...28...		8089	8407	8796
Gallery/Surround SC 32w	...32...		8842	9167	9537
Gallery/Surround SC 36w	...36...		9596	9919	10304
Gallery/Surround SC 40w	...40...		10330	10661	11026
Gallery/Surround SC 44w	...44...		11064	11387	11764
Gallery/Surround SC 48w	...48...		11799	12114	12503
Gallery/Surround SC 52w	...52...		12523	12855	13227
Gallery/Surround SC 56w	...56...		13357	13683	14064
Gallery/Surround SC 60w	...60...		14118	14434	14812
Gallery/Surround SC 64w	...64...		14869	15196	15572
Gallery/Surround SC 68w	...68...		15619	15941	16314
Gallery/Surround SC 72w	...72...		16379	16710	17076
Gallery/Surround SC 76w	...76...		17144	17470	17852
Gallery/Surround SC 80w	...80...		17892	18210	18587
Gallery/Surround SC 84w	...84...		18638	18967	19346
Gallery/Surround SC 88w	...88...		19392	19715	20085
Gallery/Surround SC 92w	...92...		20146	20463	20847
Gallery/Surround SC 96w	...96...		20902	21223	21606

! Notes:

Determine product number by merging Prefix, Width and Matrix Codes; reference the price. Ex: PZG1S211X1= \$6655.
Inquire with Customer Service for customer-supplied stone.

+ Options/Parametrics:

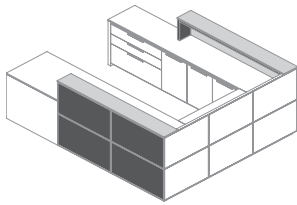
Width range: 8-96; specify as Width Code and specify as Width Code and use next larger standard size for pricing.



Carrara Marble, unframed.

Inquire with Customer Service about using customer-supplied stone.

Galleries for Desks & Credenzas
Carrara Marble
Unframed

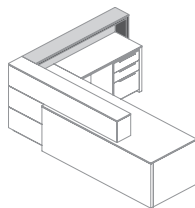


Prefix Code/Width Code:		Matrix Code:									
10.8d	43.8h	PZG2S...	...1x1	...1x2	...1x3	...2x1	...2x2	...2x3	...3x1	...3x2	...3x3
Gallery/DeskCred SC 76w	...76...	22340	22814	23207	22527	23025	23384	23073	23583	23958	
Gallery/DeskCred SC 80w	...80...	23086	23556	23938	23266	23780	24138	23649	24138	24534	
Gallery/DeskCred SC 84w	...84...	23828	24310	24692	24021	24509	24889	24205	24735	25110	
Gallery/DeskCred SC 88w	...88...	24614	25091	25467	24800	25301	25685	25354	25843	26201	
Gallery/DeskCred SC 92w	...92...	25358	25831	26220	25537	26055	26398	25929	26438	26775	
Gallery/DeskCred SC 96w	...96...	26116	26588	26981	26299	26786	27159	26490	27000	27356	
Gallery/DeskCred SC 100w	...100...	-	-	-	27040	27544	27911	27601	28111	28467	
Gallery/DeskCred SC 104w	...104...	-	-	-	27950	28615	29141	28416	29181	29755	
Gallery/DeskCred SC 108w	...108...	-	-	-	28705	29366	29896	28988	29735	30332	
Gallery/DeskCred SC 112w	...112...	-	-	-	29485	30160	30689	30120	30888	31481	
Gallery/DeskCred SC 116w	...116...	-	-	-	30231	30891	31449	30701	31449	32063	
Gallery/DeskCred SC 120w	...120...	-	-	-	31024	31687	32241	31297	32045	32676	
Gallery/DeskCred SC 124w	...124...	-	-	-	31765	32440	32955	32407	33153	33791	

! Notes:
Determine product number by merging Prefix, Width and Matrix Codes; reference the price. Ex: PZG2S761X1= \$22340.
Order Gallery Top separately and tag to your selection here.
Designate placement of Gallery on Desk or Credenza as user's Left, Center or Right.
Inquire with Customer Service for customer-supplied stone.

+ Options/Parametrics:
Width range: 60-124; specify as Width Code and specify as Width Code and use next larger standard size for pricing.

Galleries for Runoffs
Carrara Marble
Unframed

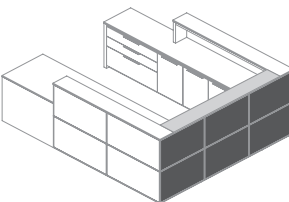


Prefix Code/Width Code:		Matrix Code:									
10.8d	43.8h	PZG3S...	...1x1	...1x2	...1x3	...2x1	...2x2	...2x3	...3x1	...3x2	...3x3
Gallery/Runoff SC 40w LH	...40L...	13312	13645	13936	13501	13859	14138	14050	14412	14694	
Gallery/Runoff SC 40w RH	...40R...	13312	13645	13936	13501	13859	14138	14050	14412	14694	
Gallery/Runoff SC 48w LH	...48L...	14810	15134	15453	14989	15345	15649	15187	15532	15850	
Gallery/Runoff SC 48w RH	...48R...	14810	15134	15453	14989	15345	15649	15187	15532	15850	
Gallery/Runoff SC 56w LH	...56L...	16299	16629	16939	16484	16826	17119	16855	17197	17476	
Gallery/Runoff SC 56w RH	...56R...	16299	16629	16939	16484	16826	17119	16855	17197	17476	
Gallery/Runoff SC 64w LH	...64L...	17799	18129	18432	17982	18342	18630	18525	18870	19168	
Gallery/Runoff SC 64w RH	...64R...	17799	18129	18432	17982	18342	18630	18525	18870	19168	
Gallery/Runoff SC 72w LH	...72L...	19325	19661	19957	19516	19859	20136	19714	20060	20357	
Gallery/Runoff SC 72w RH	...72R...	19325	19661	19957	19516	19859	20136	19714	20060	20357	
Gallery/Runoff SC 80w LH	...80L...	20817	21142	21447	20999	21368	21646	21380	21726	22043	
Gallery/Runoff SC 80w RH	...80R...	20817	21142	21447	20999	21368	21646	21380	21726	22043	
Gallery/Runoff SC 88w LH	...88L...	22313	22642	22943	22499	22854	23159	23054	23396	23674	
Gallery/Runoff SC 88w RH	...88R...	22313	22642	22943	22499	22854	23159	23054	23396	23674	
Gallery/Runoff SC 96w LH	...96L...	23806	24138	24447	23991	24336	24627	24184	24547	24824	
Gallery/Runoff SC 96w RH	...96R...	23806	24138	24447	23991	24336	24627	24184	24547	24824	

! Notes:
Determine product number by merging Prefix, Width and Matrix Codes; reference the price. Ex: PZG3S40L1X1= \$13312.
Order Gallery Top separately and tag to your selection here.
Inquire with Customer Service for customer-supplied stone.

+ Options/Parametrics:
Width range: 32-96; specify as Width Code and specify as Width Code and use next larger standard size for pricing.

Galleries for Bridges
Carrara Marble
Unframed

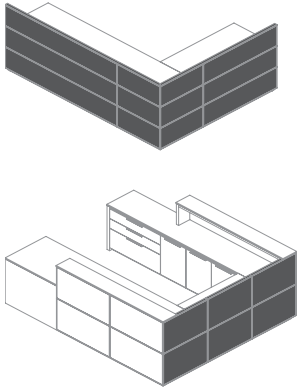


Prefix Code/Width Code:		Matrix Code:									
10.8d	43.8h	PZG4S...	...1x1	...1x2	...1x3	...2x1	...2x2	...2x3	...3x1	...3x2	...3x3
Gallery/Bridge SC 96w (40)	...96...	21497	21686	21917	21687	21883	22094	21878	22095	22294	
Gallery/Bridge SC 104w (48)	...104...	-	-	-	27926	28440	28917	28393	28997	29530	

! Notes:
Determine product number by merging Prefix, Width and Matrix Codes; reference the price. Ex: PZG4S961X1= \$21497.
Order Gallery Top separately and tag to your selection here.
Inquire with Customer Service for customer-supplied stone.

+ Options/Parametrics:
Width range: 92-104; specify as Width Code and use next larger standard size for pricing; bridge top must be 56-in less.

Gallery Surround Panels
Satin Brushed Nickel
Uncaptured Frame



2d 43.8h	Prefix Code/Width Code:	Matrix Code:		
	PZG1BN...	...1x1	...1x2	...1x3
Gallery/Surround BN 21w	...21...	4499	5934	6634
Gallery/Surround BN 24w	...24...	4758	6224	6932
Gallery/Surround BN 28w	...28...	5017	6517	7287
Gallery/Surround BN 32w	...32...	5247	6788	7574
Gallery/Surround BN 36w	...36...	5484	7064	7886
Gallery/Surround BN 40w	...40...	5690	7287	8189
Gallery/Surround BN 44w	...44...	5900	7541	8454
Gallery/Surround BN 48w	...48...	6112	7792	8736
Gallery/Surround BN 52w	...52...	6318	8028	9022
Gallery/Surround BN 56w	...56...	6630	8381	9403
Gallery/Surround BN 60w	...60...	6859	8659	9715
Gallery/Surround BN 64w	...64...	7083	8913	10021
Gallery/Surround BN 68w	...68...	7315	9185	10325
Gallery/Surround BN 72w	...72...	7553	9464	10633
Gallery/Surround BN 76w	...76...	7792	9735	10950
Gallery/Surround BN 80w	...80...	8017	9999	11249
Gallery/Surround BN 84w	...84...	8249	10270	11554
Gallery/Surround BN 88w	...88...	8471	10528	11857
Gallery/Surround BN 92w	...92...	8703	10801	12141
Gallery/Surround BN 96w	...96...	8934	11071	12465

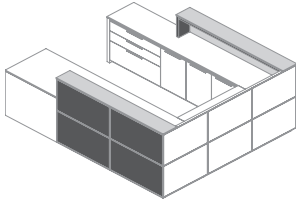
- ! Notes:
 Determine product number by merging Prefix, Width and Matrix Codes; reference the price. Ex: PZG1BN211X1= \$4499.
 + Options/Parametrics:
 Width range: 8-96; specify as Width Code and use next larger standard size for pricing.

Uncaptured frames
have no lip.



MSBN Satin Brushed Nickel, captured in an extruded MRBAS aluminum frame.

Galleries for Desks & Credenzas
Satin Brushed Nickel
Uncaptured Frame

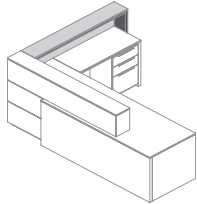


		Prefix Code/Width Code:		Matrix Code:								
10.8d	43.8h	PZG2BN...	...1x1	...1x2	...1x3	...2x1	...2x2	...2x3	...3x1	...3x2	...3x3	
Gallery/DeskCred BN 76w	...76...	10685	13044	15374	11536	13455	15134	12462	14632	16939		
Gallery/DeskCred BN 80w	...80...	10873	13312	15670	11764	13707	15453	12641	14790	17157		
Gallery/DeskCred BN 84w	...84...	11095	13573	15966	11989	13960	15691	12821	14989	17435		
Gallery/DeskCred BN 88w	...88...	10093	13865	16307	12250	14247	16048	13176	15425	17812		
Gallery/DeskCred BN 92w	...92...	10317	14130	16601	12478	14527	16363	13337	15626	18089		
Gallery/DeskCred BN 96w	...96...	10500	14386	16905	12710	14783	16648	13540	15828	18314		
Gallery/DeskCred BN 100w	...100...	-	-	-	12920	15061	16966	13820	16186	18709		
Gallery/DeskCred BN 104w	...104...	-	-	-	13210	15446	17483	14138	16584	18690		
Gallery/DeskCred BN 108w	...108...	-	-	-	13435	15776	17718	14315	16821	18967		
Gallery/DeskCred BN 112w	...112...	-	-	-	13699	16014	18075	14651	17258	19464		
Gallery/DeskCred BN 116w	...116...	-	-	-	13931	16274	18397	14855	17421	19691		
Gallery/DeskCred BN 120w	...120...	-	-	-	14198	16589	18716	15055	17662	19947		
Gallery/DeskCred BN 124w	...124...	-	-	-	14407	16839	19033	15374	18057	20342		

! Notes:
Determine product number by merging Prefix, Width and Matrix Codes; reference the price. Ex: PZG2BN761X1= \$10685.
Order Gallery Top separately and tag to your selection here.
Designate placement of Gallery on Desk or Credenza as user's Left, Center or Right.

+ Options/Parametrics:
Width range: 60-124; specify as Width Code and use next larger standard size for pricing.

Galleries for Runoffs
Satin Brushed Nickel
Uncaptured Frame

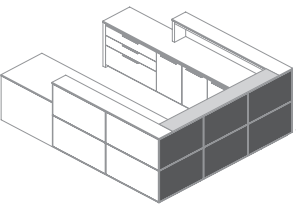


		Prefix Code/Width Code:		Matrix Code:								
10.8d	43.8h	PZG3BN...	...1x1	...1x2	...1x3	...2x1	...2x2	...2x3	...3x1	...3x2	...3x3	
Gallery/Runoff BN 40w LH	...40L...	7678	9088	10706	8543	9893	11021	9451	11069	12848		
Gallery/Runoff BN 40w RH	...40R...	7678	9088	10706	8543	9893	11021	9451	11069	12848		
Gallery/Runoff BN 48w LH	...48L...	8129	9621	11307	9001	10428	11625	9813	11432	13350		
Gallery/Runoff BN 48w RH	...48R...	8129	9621	11307	9001	10428	11625	9813	11432	13350		
Gallery/Runoff BN 56w LH	...56L...	8571	10137	11883	9424	10932	12261	10290	12067	13964		
Gallery/Runoff BN 56w RH	...56R...	8571	10137	11883	9424	10932	12261	10290	12067	13964		
Gallery/Runoff BN 64w LH	...64L...	9022	10660	12503	9878	11465	12821	10813	12630	14644		
Gallery/Runoff BN 64w RH	...64R...	9022	10660	12503	9878	11465	12821	10813	12630	14644		
Gallery/Runoff BN 72w LH	...72L...	9509	11229	13119	10367	12034	13455	11209	13066	15120		
Gallery/Runoff BN 72w RH	...72R...	9509	11229	13119	10367	12034	13455	11209	13066	15120		
Gallery/Runoff BN 80w LH	...80L...	9952	11744	13712	10806	12536	14092	11683	13623	15796		
Gallery/Runoff BN 80w RH	...80R...	9952	11744	13712	10806	12536	14092	11683	13623	15796		
Gallery/Runoff BN 88w LH	...88L...	9179	12266	14337	11259	13044	14651	12184	14221	16416		
Gallery/Runoff BN 88w RH	...88R...	9179	12266	14337	11259	13044	14651	12184	14221	16416		
Gallery/Runoff BN 96w LH	...96L...	9550	12793	14913	11711	13573	15248	12542	14620	16913		
Gallery/Runoff BN 96w RH	...96R...	9550	12793	14913	11711	13573	15248	12542	14620	16913		

! Notes:
Determine product number by merging Prefix, Width and Matrix Codes; reference the price. Ex: PZG3BN40L1X1= \$7678.
Order Gallery Top separately and tag to your selection here.

+ Options/Parametrics:
Width range: 32-96; specify as Width Code and use next larger standard size for pricing.

Galleries for Bridges
Satin Brushed Nickel
Uncaptured Frame



		Prefix Code/Width Code:		Matrix Code:								
10.8d	43.8h	PZG4BN...	...1x1	...1x2	...1x3	...2x1	...2x2	...2x3	...3x1	...3x2	...3x3	
Gallery/Bridge BN 96w (40)	...96...	8189	10671	12300	10201	11778	13187	10997	12770	14772		
Gallery/Bridge BN 104w (48)	...104...	-	-	-	11843	13875	15541	12684	14866	16731		

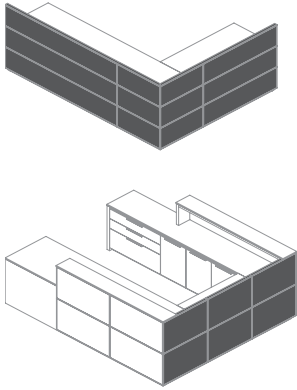
! Notes:
Determine product number by merging Prefix, Width and Matrix Codes; reference the price. Ex: PZG4BN961X1= \$8189.
Order Gallery Top separately and tag to your selection here.

+ Options/Parametrics:
Width range: 92-104; specify as Width Code and use next larger standard size for pricing; bridge top must be 56-in less.

Specify: Product Number
Quantity
Color/Finish
Tagging

‡ Requires field sub-assembly.

Gallery Surround Panels
Silex Faux Leather
Unframed



2d 43.8h	Prefix Code/Width Code:		Matrix Code:		
	PZG1P...		...1x1	...1x2	...1x3
Gallery/Surround PR 21w	...21...		4376	5062	6041
Gallery/Surround PR 24w	...24...		4637	5328	6295
Gallery/Surround PR 28w	...28...		4910	5589	6574
Gallery/Surround PR 32w	...32...		5146	5834	6802
Gallery/Surround PR 36w	...36...		5393	6075	7052
Gallery/Surround PR 40w	...40...		5609	6284	7277
Gallery/Surround PR 44w	...44...		5821	6507	7481
Gallery/Surround PR 48w	...48...		6041	6722	7706
Gallery/Surround PR 52w	...52...		6256	6946	7929
Gallery/Surround PR 56w	...56...		6574	7254	8234
Gallery/Surround PR 60w	...60...		6820	7505	8485
Gallery/Surround PR 64w	...64...		7058	7741	8709
Gallery/Surround PR 68w	...68...		7295	7985	8953
Gallery/Surround PR 72w	...72...		7541	8220	9206
Gallery/Surround PR 76w	...76...		7784	8465	9444
Gallery/Surround PR 80w	...80...		8017	8703	9682
Gallery/Surround PR 84w	...84...		8254	8934	9927
Gallery/Surround PR 88w	...88...		8491	9179	10151
Gallery/Surround PR 92w	...92...		8731	9412	10395
Gallery/Surround PR 96w	...96...		8968	9655	10620
Gallery/Surround PR 100w	...100...		9206	9888	10865
Gallery/Surround PR 104w	...104...		9637	10607	11883
Gallery/Surround PR 108w	...108...		9872	10841	12108
Gallery/Surround PR 112w	...112...		10126	11092	12372
Gallery/Surround PR 116w	...116...		10361	11336	12598
Gallery/Surround PR 120w	...120...		10596	11561	12834
Gallery/Surround PR 124w	...124...		10832	11806	13079

! Notes:

Determine product number by merging Prefix, Width and Matrix Codes; reference the price. Ex: PZG1P211X1= \$4376.

+ Options/Parametrics:

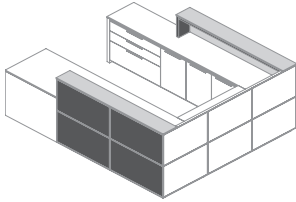
Width range: 8-124; specify as Width Code and use next larger standard size for pricing.



TUOHY Silex Faux Leather, unframed

Available in 19 standard colors. Inquire regarding use of COM fabrics suitable for vertical application.

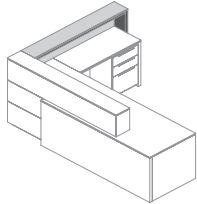
Galleries for Desks & Credenzas
Silex Faux Leather
Unframed



		Prefix Code/Width Code:		Matrix Code:								
10.8d	43.8h	PZG2P...	...1x1	...1x2	...1x3	...2x1	...2x2	...2x3	...3x1	...3x2	...3x3	
Gallery/DeskCred PR 76w	...76...	10752	11603	12753	11114	11842	12637	11536	12344	13152		
Gallery/DeskCred PR 80w	...80...	10983	11842	12992	11341	12067	12875	11718	12503	13371		
Gallery/DeskCred PR 84w	...84...	11214	12067	13231	11565	12292	13111	11915	12703	13529		
Gallery/DeskCred PR 88w	...88...	11487	12344	13491	11842	12583	13350	12271	13059	13907		
Gallery/DeskCred PR 92w	...92...	11718	12571	13727	12067	12808	13589	12452	13256	14064		
Gallery/DeskCred PR 96w	...96...	11955	12815	13950	12310	13040	13833	12656	13424	14287		
Gallery/DeskCred PR 100w	...100...	12184	13040	14189	12536	13265	14070	12975	13739	14565		
Gallery/DeskCred PR 104w	...104...	12608	13754	15201	12975	13727	14547	13410	14176	14961		
Gallery/DeskCred PR 108w	...108...	12843	13978	15418	13210	13950	14783	13605	14337	15181		
Gallery/DeskCred PR 112w	...112...	13106	14242	15698	13475	14215	15022	13964	14732	15560		
Gallery/DeskCred PR 116w	...116...	13344	14487	15921	13719	14472	15268	14149	14894	15722		
Gallery/DeskCred PR 120w	...120...	13611	14750	16198	13984	14739	15542	14386	15134	15921		
Gallery/DeskCred PR 124w	...124...	13846	14989	16436	14221	14961	15783	14705	15453	16255		

- ! Notes:
 Determine product number by merging Prefix, Width and Matrix Codes; reference the price. Ex: PZG2P761X1= \$10752.
 Order Gallery Top separately and tag to your selection here.
 Designate placement of Gallery on Desk or Credenza as user's Left, Center or Right.
- + Options/Parametrics:
 Width range: 60-124; specify as Width Code and use next larger standard size for pricing.

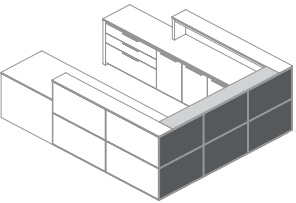
Galleries for Runoffs
Silex Faux Leather
Unframed



		Prefix Code/Width Code:		Matrix Code:								
10.8d	43.8h	PZG3P...	...1x1	...1x2	...1x3	...2x1	...2x2	...2x3	...3x1	...3x2	...3x3	
Gallery/Runoff PR 40w LH	...40L...	7558	8240	9239	7918	8478	9118	8354	8953	9614		
Gallery/Runoff PR 40w RH	...40R...	7558	8240	9239	7918	8478	9118	8354	8953	9614		
Gallery/Runoff PR 48w LH	...48L...	8023	8709	9701	8374	8934	9562	8715	9319	9998		
Gallery/Runoff PR 48w RH	...48R...	8023	8709	9701	8374	8934	9562	8715	9319	9998		
Gallery/Runoff PR 56w LH	...56L...	8485	9171	10158	8837	9410	10038	9232	9831	10495		
Gallery/Runoff PR 56w RH	...56R...	8485	9171	10158	8837	9410	10038	9232	9831	10495		
Gallery/Runoff PR 64w LH	...64L...	8953	9642	10619	9305	9866	10522	9735	10355	10997		
Gallery/Runoff PR 64w RH	...64R...	8953	9642	10619	9305	9866	10522	9735	10355	10997		
Gallery/Runoff PR 72w LH	...72L...	9456	10142	11135	9808	10382	10997	10150	10752	11415		
Gallery/Runoff PR 72w RH	...72R...	9456	10142	11135	9808	10382	10997	10150	10752	11415		
Gallery/Runoff PR 80w LH	...80L...	9914	10607	11592	10270	10832	11470	10645	11267	11969		
Gallery/Runoff PR 80w RH	...80R...	9914	10607	11592	10270	10832	11470	10645	11267	11969		
Gallery/Runoff PR 88w LH	...88L...	10382	11075	12054	10739	11313	11915	11170	11788	12469		
Gallery/Runoff PR 88w RH	...88R...	10382	11075	12054	10739	11313	11915	11170	11788	12469		
Gallery/Runoff PR 96w LH	...96L...	10844	11536	12509	11202	11764	12392	11545	12146	12848		
Gallery/Runoff PR 96w RH	...96R...	10844	11536	12509	11202	11764	12392	11545	12146	12848		

- ! Notes:
 Determine product number by merging Prefix, Width and Matrix Codes; reference the price. Ex: PZG3P40L1X1= \$7558.
 Order Gallery Top separately and tag to your selection here.
- + Options/Parametrics:
 Width range: 32-96; specify as Width Code and use next larger standard size for pricing.

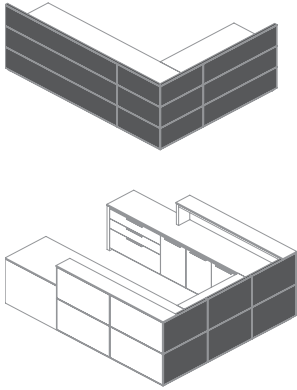
Galleries for Bridges
Silex Faux Leather
Unframed



		Prefix Code/Width Code:		Matrix Code:								
10.8d	43.8h	PZG4P...	...1x1	...1x2	...1x3	...2x1	...2x2	...2x3	...3x1	...3x2	...3x3	
Gallery/Bridge PR 96w (40)	...96...	9735	10264	11068	10093	10488	10950	10434	10873	11406		
Gallery/Bridge PR 104w (48)	...104...	11731	12703	13977	12100	12677	13344	12496	13059	13739		

- ! Notes:
 Determine product number by merging Prefix, Width and Matrix Codes; reference the price. Ex: PZG4P961X1= \$9735.
 Order Gallery Top separately and tag to your selection here.
- + Options/Parametrics:
 Width range: 92-104; specify as Width Code and use next larger standard size for pricing; bridge top must be 56-in less.

Gallery Surround Panels
Back-Painted Glass
Uncaptured Frame



	Prefix Code/Width Code:	Matrix Code:		
2d 43.8h	PZG1GB...	...1x1	...1x2	...1x3
Gallery/Surround GB 21w	...21...	5299	7007	7487
Gallery/Surround GB 24w	...24...	5670	7398	7924
Gallery/Surround GB 28w	...28...	6078	7831	8397
Gallery/Surround GB 32w	...32...	6455	8249	8842
Gallery/Surround GB 36w	...36...	6845	8598	9312
Gallery/Surround GB 40w	...40...	7197	9056	9755
Gallery/Surround GB 44w	...44...	7560	9448	10177
Gallery/Surround GB 48w	...48...	7919	9846	10620
Gallery/Surround GB 52w	...52...	8274	10230	11044
Gallery/Surround GB 56w	...56...	8731	10726	11565
Gallery/Surround GB 60w	...60...	9121	11144	12034
Gallery/Surround GB 64w	...64...	9490	11552	12499
Gallery/Surround GB 68w	...68...	9872	11967	12943
Gallery/Surround GB 72w	...72...	10257	12392	13412
Gallery/Surround GB 76w	...76...	10647	12806	13865
Gallery/Surround GB 80w	...80...	11018	13220	14304
Gallery/Surround GB 84w	...84...	11400	13630	14765
Gallery/Surround GB 88w	...88...	-	14040	15228
Gallery/Surround GB 92w	...92...	-	14450	15670
Gallery/Surround GB 96w	...96...	-	14871	16133
Gallery/Surround GB 100w	...100...	-	-	16577

! Notes:


Determine product number by merging Prefix, Width and Matrix Codes; reference the price. Ex: PZG1GB211X1= \$5299.

+ Options/Parametrics:

Width range: 8-100; specify as Width Code and use next larger standard size for pricing.

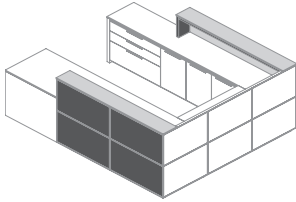
Back-Painted Glass panels available in S.BLK Black and S.BWT White; match colors on special request.

Uncaptured frames
have no lip.



Back-Painted Glass, captured in an extruded MRBAS aluminum frame.
Customer match paint colors for the glass may also be applied; contact Customer Service.

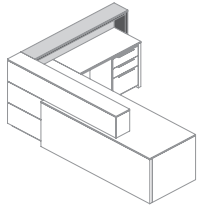
Galleries for Desks & Credenzas
Back-Painted Glass
Uncaptured Frame



		Prefix Code/Width Code:		Matrix Code:								
10.8d	43.8h	PZG2GB...	...1x1	...1x2	...1x3	...2x1	...2x2	...2x3	...3x1	...3x2	...3x3	
Gallery/DeskCred GB 76w	...76...	...	13950	16100	18266	15002	16893	18625	16001	18135	20490	
Gallery/DeskCred GB 80w	...80...	...	14319	16510	18706	15374	17302	19062	16299	18452	20826	
Gallery/DeskCred GB 84w	...84...	...	14698	16921	19160	15755	17710	19457	16575	18733	21164	
Gallery/DeskCred GB 88w	...88...	...	-	17370	19637	16166	18162	19974	17149	19366	21835	
Gallery/DeskCred GB 92w	...92...	...	-	17778	20071	16534	18571	20408	17428	19722	22173	
Gallery/DeskCred GB 96w	...96...	...	-	18195	20535	16913	18990	20892	17733	20047	22518	
Gallery/DeskCred GB 100w	...100...	...	-	-	20990	17281	19399	21330	18248	20600	23153	
Gallery/DeskCred GB 104w	...104...	...	-	-	-	17718	19941	22003	18666	21118	23250	
Gallery/DeskCred GB 108w	...108...	...	-	-	-	18089	20429	22400	18981	21475	23649	
Gallery/DeskCred GB 112w	...112...	...	-	-	-	18513	20801	22876	19536	22107	24321	
Gallery/DeskCred GB 116w	...116...	...	-	-	-	18888	21214	23355	19843	22433	24668	
Gallery/DeskCred GB 120w	...120...	...	-	-	-	19299	21665	23834	20160	22748	25101	
Gallery/DeskCred GB 124w	...124...	...	-	-	-	19655	22100	24310	20694	23345	25677	

! Notes:
Determine product number by merging Prefix, Width and Matrix Codes; reference the price. Ex: PZG2GB761X1= \$13950.
Order Gallery Top separately and tag to your selection here.
Designate placement of Gallery on Desk or Credenza as user's Left, Center or Right.
+ Options/Parametrics:
Width range: 60-124; specify as Width Code and use next larger standard size for pricing.
Back-Painted Glass panels available in S.BLK Black and S.BWT White; match colors on special request.

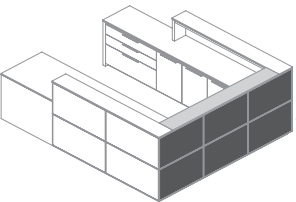
Galleries for Runoffs
Back-Painted Glass
Uncaptured Frame



		Prefix Code/Width Code:		Matrix Code:								
10.8d	43.8h	PZG3GB...	...1x1	...1x2	...1x3	...2x1	...2x2	...2x3	...3x1	...3x2	...3x3	
Gallery/Runoff GB 40w LH	...40L...	...	9484	10898	12509	10349	11679	12848	11325	12920	14711	
Gallery/Runoff GB 40w RH	...40R...	...	9484	10898	12509	10349	11679	12848	11325	12920	14711	
Gallery/Runoff GB 48w LH	...48L...	...	10236	11723	13410	11095	12531	13766	11908	13562	15453	
Gallery/Runoff GB 48w RH	...48R...	...	10236	11723	13410	11095	12531	13766	11908	13562	15453	
Gallery/Runoff GB 56w LH	...56L...	...	10978	12542	14303	11837	13323	14677	12742	14472	16423	
Gallery/Runoff GB 56w RH	...56R...	...	10978	12542	14303	11837	13323	14677	12742	14472	16423	
Gallery/Runoff GB 64w LH	...64L...	...	11723	13356	15201	12583	14149	15519	13578	15391	17403	
Gallery/Runoff GB 64w RH	...64R...	...	11723	13356	15201	12583	14149	15519	13578	15391	17403	
Gallery/Runoff GB 72w LH	...72L...	...	12509	14231	16132	13378	15008	16469	14198	16066	18118	
Gallery/Runoff GB 72w RH	...72R...	...	12509	14231	16132	13378	15008	16469	14198	16066	18118	
Gallery/Runoff GB 80w LH	...80L...	...	13250	15035	17026	14104	15828	17382	15029	16979	19145	
Gallery/Runoff GB 80w RH	...80R...	...	13250	15035	17026	14104	15828	17382	15029	16979	19145	
Gallery/Runoff GB 88w LH	...88L...	...	-	15860	17925	14862	16655	18261	15850	17857	20126	
Gallery/Runoff GB 88w RH	...88R...	...	-	15860	17925	14862	16655	18261	15850	17857	20126	
Gallery/Runoff GB 96w LH	...96L...	...	-	16680	18816	15603	17476	19174	16423	18530	20801	
Gallery/Runoff GB 96w RH	...96R...	...	-	16680	18816	15603	17476	19174	16423	18530	20801	

! Notes:
Determine product number by merging Prefix, Width and Matrix Codes; reference the price. Ex: PZG3GB40L1X1= \$9484.
Order Gallery Top separately and tag to your selection here.
+ Options/Parametrics:
Width range: 32-96; specify as Width Code and use next larger standard size for pricing.
Back-Painted Glass panels available in S.BLK Black and S.BWT White; match colors on special request.

Galleries for Bridges
Back-Painted Glass
Uncaptured Frame



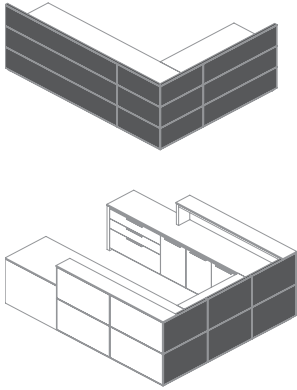
		Prefix Code/Width Code:		Matrix Code:								
10.8d	43.8h	PZG4GB...	...1x1	...1x2	...1x3	...2x1	...2x2	...2x3	...3x1	...3x2	...3x3	
Gallery/Bridge GB 96w (40)	...96...	...	-	15165	17098	14298	15962	17454	15116	17017	19081	
Gallery/Bridge GB 104w (48)	...104...	...	-	-	-	17580	19704	21638	18531	20916	22949	

! Notes:
Determine product number by merging Prefix, Width and Matrix Codes; reference the price. Ex: PZG4GB961X2= \$15165.
Order Gallery Top separately and tag to your selection here.
+ Options/Parametrics:
Width range: 92-104; specify as Width Code and use next larger standard size for pricing; bridge top must be 56-in less.
Back-Painted Glass panels available in S.BLK Black and S.BWT White; match colors on special request.

Specify: Product Number
Quantity
Color/Finish
Tagging

‡ Requires field sub-assembly.


Gallery Surround Panels
Stainless Steel Wire Mesh
Captured Frame



	Prefix Code/Width Code:	Matrix Code:		
2d 43.8h	PZG1WM...	...1x1	...1x2	...1x3
Gallery/Surround WM 21w	...21...	5709	7149	7825
Gallery/Surround WM 24w	...24...	6126	7586	8300
Gallery/Surround WM 28w	...28...	6595	8089	8857
Gallery/Surround WM 32w	...32...	7031	8572	9356
Gallery/Surround WM 36w	...36...	7481	9063	9888
Gallery/Surround WM 40w	...40...	7897	9496	10369
Gallery/Surround WM 44w	...44...	8315	9959	10851
Gallery/Surround WM 48w	...48...	8736	10423	11354
Gallery/Surround WM 52w	...52...	9152	10873	11857
Gallery/Surround WM 56w	...56...	9668	11432	12437
Gallery/Surround WM 60w	...60...	10118	11923	12969
Gallery/Surround WM 64w	...64...	10556	12378	13491
Gallery/Surround WM 68w	...68...	10989	12860	13992
Gallery/Surround WM 72w	...72...	11441	13350	14522
Gallery/Surround WM 76w	...76...	11890	13835	15056
Gallery/Surround WM 80w	...80...	12326	14309	15534
Gallery/Surround WM 84w	...84...	12762	14792	16055
Gallery/Surround WM 88w	...88...	13167	15248	16577
Gallery/Surround WM 92w	...92...	13569	15731	17076
Gallery/Surround WM 96w	...96...	13965	16213	17602
Gallery/Surround WM 100w	...100...	14370	16616	18005
Gallery/Surround WM 104w	...104...	14772	17021	18410
Gallery/Surround WM 108w	...108...	15168	17423	18811
Gallery/Surround WM 112w	...112...	15594	17832	19236
Gallery/Surround WM 116w	...116...	15996	18233	19617
Gallery/Surround WM 120w	...120...	16383	18633	20014
Gallery/Surround WM 124w	...124...	16787	19035	20419

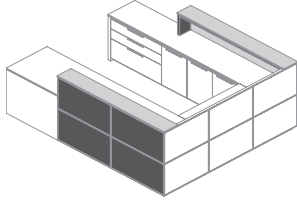
! Notes:
Determine product number by merging Prefix, Width and Matrix Codes; reference the price. Ex: PZG1WM211X1 = \$5709.
+ Options/Parametrics:
Width range: 8-84; specify as Width Code and use next larger standard size for pricing.

Captured frames
have a 0.19-in lip.



Stainless Steel Mesh #6, .047 Gauge, captured in an extruded MRBAS aluminum frame.
COM materials may also be applied; contact Customer Service.

Galleries for Desks & Credenzas
Stainless Steel Wire Mesh
Captured Frame



10.8d 43.8h	Prefix Code/Width Code:	Matrix Code:									
	PZG2WM...	...1x1	...1x2	...1x3	...2x1	...2x2	...2x3	...3x1	...3x2	...3x3	
Gallery/DeskCred WM 76w	...76...	15736	18096	20408	16589	18505	20171	17606	19776	22074	
Gallery/DeskCred WM 80w	...80...	16166	18558	20906	17026	18941	20688	17964	20133	22412	
Gallery/DeskCred WM 84w	...84...	16601	19033	21402	17459	19430	21164	18282	20450	22869	
Gallery/DeskCred WM 88w	...88...	17036	19536	21956	17938	19932	21678	18958	21204	23601	
Gallery/DeskCred WM 92w	...92...	17428	20013	22451	18376	20423	22195	19272	21597	23997	
Gallery/DeskCred WM 96w	...96...	17832	20495	22975	18803	20892	22717	19637	21922	24402	
Gallery/DeskCred WM 100w	...100...	18227	20892	23491	19229	21380	23232	20230	22597	25095	
Gallery/DeskCred WM 104w	...104...	18620	21276	23886	19728	21977	23947	20707	23153	25255	
Gallery/DeskCred WM 108w	...108...	19014	21672	24283	20164	22518	24419	21045	23549	25653	
Gallery/DeskCred WM 112w	...112...	19450	22107	24721	20640	22943	24980	21699	24303	26445	
Gallery/DeskCred WM 116w	...116...	19849	22510	25123	21084	23438	25499	22043	24627	26849	
Gallery/DeskCred WM 120w	...120...	20285	22949	25537	21560	23938	26055	22418	25025	27284	
Gallery/DeskCred WM 124w	...124...	20680	23345	25936	21984	24429	26571	23054	25697	27978	

! Notes:

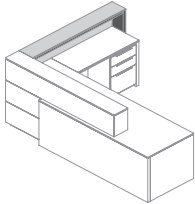
Determine product number by merging Prefix, Width and Matrix Codes; reference the price. Ex: PZG2WM761X1= \$15736.
Order Gallery Top separately and tag to your selection here.

Designate placement of Gallery on Desk or Credenza as user's Left, Center or Right.

+ Options/Parametrics:

Width range: 60-124; specify as Width Code and use next larger standard size for pricing.

Galleries for Runoffs
Stainless Steel Wire Mesh
Captured Frame



10.8d 43.8h	Prefix Code/Width Code:	Matrix Code:									
	PZG3WM...	...1x1	...1x2	...1x3	...2x1	...2x2	...2x3	...3x1	...3x2	...3x3	
Gallery/Runoff WM 40w LH	...40L...	10302	11718	13323	11174	12509	13638	12179	13820	15566	
Gallery/Runoff WM 40w RH	...40R...	10302	11718	13323	11174	12509	13638	12179	13820	15566	
Gallery/Runoff WM 48w LH	...48L...	11181	12677	14342	12039	13467	14677	12860	14499	16363	
Gallery/Runoff WM 48w RH	...48R...	11181	12677	14342	12039	13467	14677	12860	14499	16363	
Gallery/Runoff WM 56w LH	...56L...	12039	13611	15334	12897	14393	15708	13813	15569	17454	
Gallery/Runoff WM 56w RH	...56R...	12039	13611	15334	12897	14393	15708	13813	15569	17454	
Gallery/Runoff WM 64w LH	...64L...	12914	14547	16372	13780	15352	16707	14810	16609	18611	
Gallery/Runoff WM 64w RH	...64R...	12914	14547	16372	13780	15352	16707	14810	16609	18611	
Gallery/Runoff WM 72w LH	...72L...	13820	15538	17421	14677	16346	17778	15504	17403	19447	
Gallery/Runoff WM 72w RH	...72R...	13820	15538	17421	14677	16346	17778	15504	17403	19447	
Gallery/Runoff WM 80w LH	...80L...	14677	16478	18432	15538	17242	18810	16478	18432	20535	
Gallery/Runoff WM 80w RH	...80R...	14677	16478	18432	15538	17242	18810	16478	18432	20535	
Gallery/Runoff WM 88w LH	...88L...	15478	17410	19468	16416	18200	19769	17435	19468	21693	
Gallery/Runoff WM 88w RH	...88R...	15478	17410	19468	16416	18200	19769	17435	19468	21693	
Gallery/Runoff WM 96w LH	...96L...	16262	18359	20462	17276	19154	20801	18107	20183	22483	
Gallery/Runoff WM 96w RH	...96R...	16262	18359	20462	17276	19154	20801	18107	20183	22483	

! Notes:

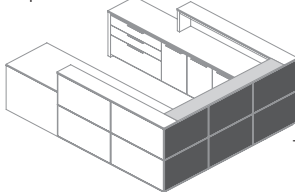
Determine product number by merging Prefix, Width and Matrix Codes; reference the price. Ex: PZG3WM40L1X1= \$10302.

Order Gallery Top separately and tag to your selection here.

+ Options/Parametrics:

Width range: 32-96; specify as Width Code and use next larger standard size for pricing.

Galleries for Bridges
Stainless Steel Wire Mesh
Captured Frame



10.8d 43.8h	Prefix Code/Width Code:	Matrix Code:									
	PZG4WM...	...1x1	...1x2	...1x3	...2x1	...2x2	...2x3	...3x1	...3x2	...3x3	
Gallery/Bridge WM 96w (40)	...96...	-	-	-	15749	17415	18882	16582	18447	20567	
Gallery/Bridge WM 104w (48)	...104...	-	-	-	18638	20780	22503	19516	21813	23733	

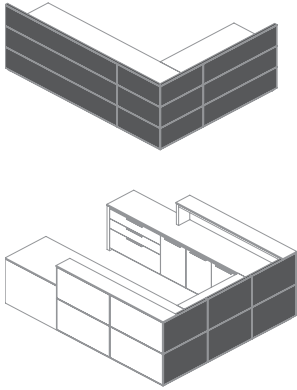
! Notes:

Determine product number by merging Prefix, Width and Matrix Codes; reference the price. Ex: PZG2WM962X1= \$15749.
Order Gallery Top separately and tag to your selection here.

+ Options/Parametrics:

Width range: 92-104; specify as Width Code and use next larger standard size for pricing; bridge top must be 56-in less.

Gallery Surround Panels
Gilded Cork
Captured Frame with Glass



2d 43.8h	Prefix Code/Width Code:		Matrix Code:		
	PZG1GC...1x1	...1x2	...1x3
Gallery/Surround GC 21w	...21...	5002	6437	7131	
Gallery/Surround GC 24w	...24...	5328	6779	7505	
Gallery/Surround GC 28w	...28...	5670	7164	7924	
Gallery/Surround GC 32w	...32...	5987	7514	8307	
Gallery/Surround GC 36w	...36...	6313	7886	8716	
Gallery/Surround GC 40w	...40...	-	8201	9079	
Gallery/Surround GC 44w	...44...	-	8544	9444	
Gallery/Surround GC 48w	...48...	-	8877	9828	
Gallery/Surround GC 52w	...52...	-	9206	10192	
Gallery/Surround GC 56w	...56...	-	9637	10651	
Gallery/Surround GC 60w	...60...	-	10004	11064	
Gallery/Surround GC 64w	...64...	-	10341	11448	
Gallery/Surround GC 68w	...68...	-	10707	11828	
Gallery/Surround GC 72w	...72...	-	11064	12241	
Gallery/Surround GC 76w	...76...	-	11428	12656	
Gallery/Surround GC 80w	...80...	-	11772	13014	
Gallery/Surround GC 84w	...84...	-	12136	13417	
Gallery/Surround GC 88w	...88...	-	12470	13820	
Gallery/Surround GC 92w	...92...	-	12834	14182	
Gallery/Surround GC 96w	...96...	-	13200	14588	
Gallery/Surround GC 100w	...100...	-	-	14990	

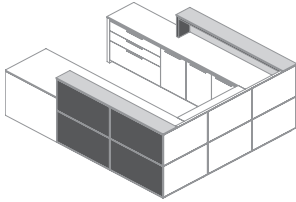
! Notes:
 Determine product number by merging Prefix, Width and Matrix Codes; reference the price. Ex: PZG1GC211X1= \$5002.
 + Options/Parametrics:
 Width range: 8-100; specify as Width Code and use next larger standard size for pricing.

Captured frames
have a 0.19-in lip.



Innovations® Gilded Cork GCO-104 Cool Silver, captured with glass in an extruded MRBAS aluminum frame. Additional colors available; see [vendor's online site](#). COM materials may also be applied; contact Customer Service.

Galleries for Desks & Credenzas
Gilded Cork
Captured Frame with Glass

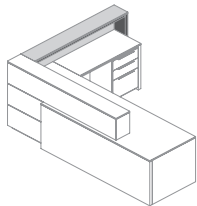


		Prefix Code/Width Code:		Matrix Code:								
10.8d	43.8h	PZG2GC...	...1x1	...1x2	...1x3	...2x1	...2x2	...2x3	...3x1	...3x2	...3x3	
Gallery/DeskCred GC 76w	...76...	...	-	15120	17476	13628	15542	17237	14587	16720	19041	
Gallery/DeskCred GC 80w	...80...	...	-	15465	17832	13944	15850	17595	14845	16996	19319	
Gallery/DeskCred GC 84w	...84...	...	-	15820	18227	14247	16207	17951	15083	17237	19655	
Gallery/DeskCred GC 88w	...88...	...	-	16191	18666	14606	16601	18387	15560	17791	20210	
Gallery/DeskCred GC 92w	...92...	...	-	16550	19023	14913	16960	18782	15796	18069	20549	
Gallery/DeskCred GC 96w	...96...	...	-	16899	19423	15233	17297	19186	16059	18353	20833	
Gallery/DeskCred GC 100w	...100...	...	-	19821	15526	17654	19584	16457	18831	21347		
Gallery/DeskCred GC 104w	...104...	...	-	15908	18118	20178	16855	19305	21447			
Gallery/DeskCred GC 108w	...108...	...	-	16226	18554	20535	17091	19584	21785			
Gallery/DeskCred GC 112w	...112...	...	-	16567	18870	20932	17568	20136	22340			
Gallery/DeskCred GC 116w	...116...	...	-	16893	19233	21337	17832	20385	22625			
Gallery/DeskCred GC 120w	...120...	...	-	17237	19628	21769	18089	20699	22999			
Gallery/DeskCred GC 124w	...124...	...	-	17540	19957	22169	18548	21214	23516			

! Notes:
Determine product number by merging Prefix, Width and Matrix Codes; reference the price. Ex: PZG2GC761X2= \$15120.
Order Gallery Top separately and tag to your selection here.
Designate placement of Gallery on Desk or Credenza as user's Left, Center or Right.

+ Options/Parametrics:
Width range: 60-124; specify as Width Code and use next larger standard size for pricing.

Galleries for Runoffs
Gilded Cork
Captured Frame with Glass

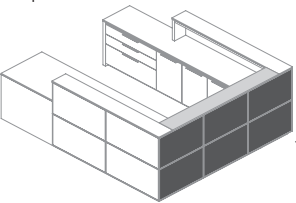


		Prefix Code/Width Code:		Matrix Code:								
10.8d	43.8h	PZG3GC...	...1x1	...1x2	...1x3	...2x1	...2x2	...2x3	...3x1	...3x2	...3x3	
Gallery/Runoff GC 40w LH	...40L...	...	-	10169	11795	9621	10978	12113	10579	12196	13960	
Gallery/Runoff GC 40w RH	...40R...	...	-	10169	11795	9621	10978	12113	10579	12196	13960	
Gallery/Runoff GC 48w LH	...48L...	...	-	10878	12556	10250	11670	12914	11080	12713	14579	
Gallery/Runoff GC 48w RH	...48R...	...	-	10878	12556	10250	11670	12914	11080	12713	14579	
Gallery/Runoff GC 56w LH	...56L...	...	-	11565	13330	10873	12359	13668	11755	13507	15431	
Gallery/Runoff GC 56w RH	...56R...	...	-	11565	13330	10873	12359	13668	11755	13507	15431	
Gallery/Runoff GC 64w LH	...64L...	...	-	12261	14111	11498	13052	14426	12458	14271	16290	
Gallery/Runoff GC 64w RH	...64R...	...	-	12261	14111	11498	13052	14426	12458	14271	16290	
Gallery/Runoff GC 72w LH	...72L...	...	-	12998	14902	12161	13805	15261	12992	14862	16947	
Gallery/Runoff GC 72w RH	...72R...	...	-	12998	14902	12161	13805	15261	12992	14862	16947	
Gallery/Runoff GC 80w LH	...80L...	...	-	13688	15674	12768	14467	16014	13668	15616	17739	
Gallery/Runoff GC 80w RH	...80R...	...	-	13688	15674	12768	14467	16014	13668	15616	17739	
Gallery/Runoff GC 88w LH	...88L...	...	-	14382	16457	13396	15187	16773	14347	16377	18598	
Gallery/Runoff GC 88w RH	...88R...	...	-	14382	16457	13396	15187	16773	14347	16377	18598	
Gallery/Runoff GC 96w LH	...96L...	...	-	15096	17211	14018	15875	17568	14845	16931	19212	
Gallery/Runoff GC 96w RH	...96R...	...	-	15096	17211	14018	15875	17568	14845	16931	19212	

! Notes:
Determine product number by merging Prefix, Width and Matrix Codes; reference the price. Ex: PZG3GC40L1X2= \$10169.
Order Gallery Top separately and tag to your selection here.

+ Options/Parametrics:
Width range: 32-96; specify as Width Code and use next larger standard size for pricing.

Galleries for Bridges
Gilded Cork
Captured Frame with Glass



		Prefix Code/Width Code:		Matrix Code:								
10.8d	43.8h	PZG4GC...	...1x1	...1x2	...1x3	...2x1	...2x2	...2x3	...3x1	...3x2	...3x3	
Gallery/Bridge GC 96w (40)	...96...	...	-	13291	14996	12802	14454	15948	13629	15512	17595	
Gallery/Bridge GC 104w (48)	...104...	...	-	15012	17132	18916	15875	18162	20166			

! Notes:
Determine product number by merging Prefix, Width and Matrix Codes; reference the price. Ex: PZG4GC961X2= \$13291.
Order Gallery Top separately and tag to your selection here.

+ Options/Parametrics:
Width range: 92-104; specify as Width Code and use next larger standard size for pricing; bridge top must be 56-in less.

PRICING & SPECIFICATION GUIDE
Uffizi Reception

May 1, 2023

TUOHY

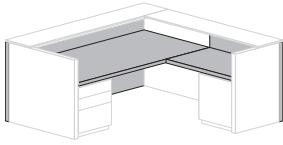


Reception: **Uffizi**

Design: **Archinet**

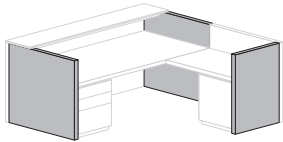
Gallery	BU3
Backsplashes	BU5
Privacy Screen	BU6
Cubby Manager	BU6
Transaction Tops	BU6
Wall Hutch Adaptor Kit	BU6

Gallery

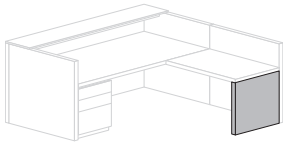


	w	d	42h	Product Prefix	List \$	Product Prefix	List \$
Top + Back Panel				2-in Top/Panel		2-in Top/Panel w/ Stop	
• Gallery Top/Back: 42x24	42	26		CSB.4224-	3077	CSBL.4224-	3448
Gallery Top/Back: 42x30	42	32		CSB.4230-	3154	CSBL.4230-	3526
Gallery Top/Back: 48x24	48	26		CSB.4824-	3247	CSBL.4824-	3646
Gallery Top/Back: 48x30	48	32		CSB.4830-	3323	CSBL.4830-	3719
Gallery Top/Back: 54x24	54	26		CSB.5424-	3402	CSBL.5424-	3836
Gallery Top/Back: 54x30	54	32		CSB.5430-	3491	CSBL.5430-	3927
Gallery Top/Back: 60x24	60	26		CSB.6024-	3569	CSBL.6024-	4039
Gallery Top/Back: 60x30	60	32		CSB.6030-	3676	CSBL.6030-	4144
Gallery Top/Back: 66x24	66	26		CSB.6624-	3740	CSBL.6624-	4245
Gallery Top/Back: 66x30	66	32		CSB.6630-	3857	CSBL.6630-	4362
Gallery Top/Back: 72x24	72	26		CSB.7224-	3925	CSBL.7224-	4466
Gallery Top/Back: 72x30	72	32		CSB.7230-	4051	CSBL.7230-	4589
• Gallery Top/Back: 72x36	72	38		CSB.7236-	4170	CSBL.7236-	4712
Gallery Top/Back: 78x24	78	26		CSB.7824-	4091	CSBL.7824-	4668
Gallery Top/Back: 78x30	78	32		CSB.7830-	4220	CSBL.7830-	4800
Gallery Top/Back: 78x36	78	38		CSB.7836-	4349	CSBL.7836-	4928
Gallery Top/Back: 84x24	84	26		CSB.8424-	4286	CSBL.8424-	4897
Gallery Top/Back: 84x30	84	32		CSB.8430-	4430	CSBL.8430-	5044
Gallery Top/Back: 84x36	84	38		CSB.8436-	4573	CSBL.8436-	5188
Gallery Top/Back: 90x24	90	26		CSB.9024-	4447	CSBL.9024-	5097
Gallery Top/Back: 90x30	90	32		CSB.9030-	4599	CSBL.9030-	5247
Gallery Top/Back: 90x36	90	38		CSB.9036-	4750	CSBL.9036-	5401

Append the product codes below and on the opposite page to the Product Prefix codes above, in L to R order; add pricing.

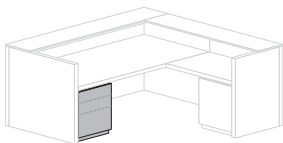


	w	d	42h	product code	
• Gallery End Panel 24	2	24		Z24	626
Gallery End Panel 30	2	30		Z30	780
• Gallery End Panel 36	2	36		Z36	890
Gallery End Panel 42	2	42		Z42	980
Gallery End Panel 48	2	48		Z48	1116
Gallery End Panel 54	2	54		Z54	1215
Gallery End Panel 60	2	60		Z60	1361
Gallery End Panel 66	2	66		Z66	1481
Gallery End Panel 72	2	72		Z72	1650



	w	d	27.5h	product code	
• Pedestal End Panel 24	2	24		A	570
Pedestal End Panel 30	2	30		A	626
Pedestal End Panel 36	2	36		A	713

Shelving 15x24	15	24		B	1336
Shelving 18x24	18	24		C	1586
Shelving 30x24	30	24		E	2132
Shelving 36x24	36	24		F	2387



Full Front: 2 File 18x24	18	24		G	2529
Full Front: 2 File 18x30	18	30		G	2661
Full Front: 2 File 18x36	18	36		G	3175
Full Front: 2Box/File 18x24	18	24		H	2566
Full Front: 2Box/File 18x30	18	30		H	2700
Full Front: 2Box/File 18x36	18	36		H	3211
Full Front: Trash/Recycle 18x24	18	24		L	2940
Full Front: Trash/Recycle 18x30	18	30		L	3075
Full Front: Trash/Recycle 18x36	18	36		L	3588
Full Front: Utility Drawer 18x24	18	24		M	2381
Full Front: Utility Drawer 18x30	18	30		M	2516
Full Front: Utility Drawer 18x36	18	36		M	3026

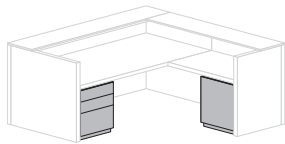
Specify: Product Number
Quantity
Tagging
Metal Finish
Wood Finish

• Denotes Item is illustrated.
- Includes locks.
‡ Requires field sub-assembly.

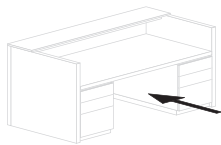
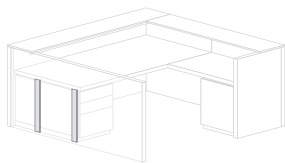
Prices listed in Wood1 Finishes.

List \$

Gallery (continued from prior page)



	w	d	27.5h	product code	
Cabinet-LH 15x 24	15	24		N	2159
Cabinet-LH 18x24	18	24		P	2229
Cabinet-RH 15x24	15	24		R	2159
• Cabinet-RH 18x24	18	24		S	2229
Double Cabinet 30x24	30	24		U	2517
Double Cabinet 36x24	36	24		V	2725
2File 18x24	18	24		W	2672
2File 18x30	18	30		W	2808
2File 18x36	18	36		W	3318
2Box/File 18x24	18	24		Y	2716
2Box/File 18x30	18	30		Y	2848
• 2Box/File 18x36	18	36		Y	3357
4Box 18x24	18	24		0	2808
4Box 18x30	18	30		0	2940
4Box 18x36	18	36		0	3449
2LatFile 30x24	30	24		2	3304
2LatFile 36x24	36	24		3	3682
2LatB/LatFile 30x24	30	24		6	3640
2LatB/LatFile 36x24	36	24		7	4014
• Drawer Offset Extension	0.5	23.25		X	124
• Open Kneespace				(#)	where # = inches required



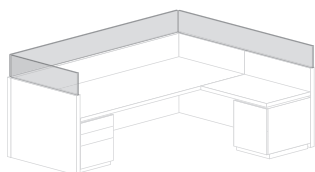
+ Options:

Face Locks are included on all pedestals. For no locks, specify Option NL.
Wood offering includes all Wood1 finishes; inquire regarding other species/colors.

! Notes:

Metal toeboard finish is MSBN Satin Brushed Nickel (~MBN).
Gallery Shells may be deployed as desk or runoff units.
Gallery 2File, 2Box/File and 4Box pedestals have pull hardware (specify finish—see above) unless used next to a kneehole, in which case a continuously-shaped vertical edge will be used.
Gallery pedestals have unfinished backs.
Each Gallery End Panel adds 2-in to the overall width of the Gallery Shell.
Pedestals used on Gallery shells with pencil stops are shortened by 2.5-in to allow for cord access at rear.
Gallery shells with pencil stop have a 2.5-in cord access drop behind the pencil stop. If a 1.3-inch backplash is used then 1.3-in is available for cord access.
Shelving pedestals have metal shelves and vertical dividers (the latter on 30 and 36w units).
Use Drawer Offset Extensions when placing drawers next to an extended Gallery End Panel.

Gallery Glass Surrounds



	w	0.5d	12h	Glass		Acid-Etched Glass (1s*)	
Gallery Glass				CSGP-	(sum)	CSGA-	(sum)
				↑	↑	↑	↑
	w			product code		product code	
Gallery Glass Surround: 24w	24			P24	320	A24	402
Gallery Glass Surround: 30w	30			P30	402	A30	501
• Gallery Glass Surround: 36w	36			P36	482	A36	601
Gallery Glass Surround: 42w	42			P42	562	A42	704
Gallery Glass Surround: 48w	48			P48	644	A48	804
Gallery Glass Surround: 54w	54			P54	723	A54	903
Gallery Glass Surround: 60w	60			P60	804	A60	1003
Gallery Glass Surround: 66w	66			P66	884	A66	1105
• Gallery Glass Surround: 72w	72			P72	963	A72	1204
• Gallery Glass Surround: 78w	78			P78	1043	A78	1305
Gallery Glass Surround: 84w	84			P84	1124	A84	1405
Gallery Glass Surround: 90w	90			P90	1204	A90	1506

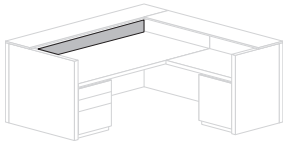
Append product codes to the product prefix, as needed. Example: CSGP-P36-P90-P72
Identify which Gallery Top/Back or Gallery End Panel is to receive each Gallery Glass Surround.
* Acid-Etched Glass has the etching on the visitor's side only.

Specify: Product Number
Quantity
Tagging
Metal Finish
Wood Finish

• Denotes Item is illustrated.
- Includes locks.
‡ Requires field sub-assembly.

Prices listed in Wood1 Finishes.

Backsplashes



	Product No.	List \$	Product No.	List \$	Product No.	List \$
Flush 12.4h	COM Fabric	yds	Framed BPGlass		Framed BPGlass/Magnet	
GalBacksplash12.4 24w	CSFB.24	0.75 423	CSGB.24	1189	CSHB.24	1269
GalBacksplash12.4 30w	CSFB.30	0.75 434	CSGB.30	1328	CSHB.30	1431
GalBacksplash12.4 36w	CSFB.36	1.25 441	CSGB.36	1465	CSHB.36	1589
GalBacksplash12.4 42w	CSFB.42	1.25 449	CSGB.42	1601	CSHB.42	1744
GalBacksplash12.4 48w	CSFB.48	1.5 753	CSGB.48	1736	CSHB.48	1898
GalBacksplash12.4 54w	CSFB.54	1.75 788	CSGB.54	1877	CSHB.54	2057
GalBacksplash12.4 60w	CSFB.60	1.75 824	CSGB.60	2014	CSHB.60	2219
GalBacksplash12.4 66w	CSFB.66	2 859	CSGB.66	2153	CSHB.66	2379
• GalBacksplash12.4 72w	CSFB.72	2.25 897	CSGB.72	2289	CSHB.72	2536
GalBacksplash12.4 78w	CSFB.78	2.25 932	CSGB.78	2424	CSHB.78	2691
GalBacksplash12.4 84w	CSFB.84	2.5 968	CSGB.84	2564	CSHB.84	2853
GalBacksplash12.4 90w	CSFB.90	2.75 1003	CSGB.90	2703	CSHB.90	3010
Flush/TransTop 11.5h	COM Fabric	yds	Framed BPGlass		Framed BPGlass/Magnet	
GalBacksplash11.5 24w	CSFC.24	0.75 423	CSGC.24	1131	CSHC.24	1212
GalBacksplash11.5 30w	CSFC.30	0.75 434	CSGC.30	1263	CSHC.30	1365
GalBacksplash11.5 36w	CSFC.36	1.25 441	CSGC.36	1392	CSHC.36	1514
GalBacksplash11.5 42w	CSFC.42	1.25 449	CSGC.42	1526	CSHC.42	1670
GalBacksplash11.5 48w	CSFC.48	1.5 753	CSGC.48	1651	CSHC.48	1815
GalBacksplash11.5 54w	CSFC.54	1.75 788	CSGC.54	1782	CSHC.54	1970
GalBacksplash11.5 60w	CSFC.60	1.75 824	CSGC.60	1913	CSHC.60	2117
GalBacksplash11.5 66w	CSFC.66	2 859	CSGC.66	2043	CSHC.66	2268
• GalBacksplash11.5 72w	CSFC.72	2.25 897	CSGC.72	2174	CSHC.72	2418
GalBacksplash11.5 78w	CSFC.78	2.25 932	CSGC.78	2302	CSHC.78	2568
GalBacksplash11.5 84w	CSFC.84	2.5 968	CSGC.84	2436	CSHC.84	2723
GalBacksplash11.5 90w	CSFC.90	2.75 1003	CSGC.90	2566	CSHC.90	2873
Bypass 13.4h	COM Fabric	yds	Framed BPGlass		Framed BPGlass/Magnet	
GalBacksplash13.4 24w	CSFD.24	0.75 423	CSGD.24	1247	CSHD.24	1330
GalBacksplash13.4 30w	CSFD.30	0.75 434	CSGD.30	1393	CSHD.30	1496
GalBacksplash13.4 36w	CSFD.36	1.25 441	CSGD.36	1538	CSHD.36	1662
GalBacksplash13.4 42w	CSFD.42	1.25 449	CSGD.42	1683	CSHD.42	1827
GalBacksplash13.4 48w	CSFD.48	1.5 753	CSGD.48	1825	CSHD.48	1988
GalBacksplash13.4 54w	CSFD.54	1.75 788	CSGD.54	1972	CSHD.54	2155
GalBacksplash13.4 60w	CSFD.60	1.75 824	CSGD.60	2114	CSHD.60	2319
GalBacksplash13.4 66w	CSFD.66	2 859	CSGD.66	2262	CSHD.66	2484
• GalBacksplash13.4 72w	CSFD.72	2.25 897	CSGD.72	2406	CSHD.72	2653
GalBacksplash13.4 78w	CSFD.78	2.25 932	CSGD.78	2547	CSHD.78	2814
GalBacksplash13.4 84w	CSFD.84	2.5 968	CSGD.84	2690	CSHD.84	2977
GalBacksplash13.4 90w	CSFD.90	2.75 1003	CSGD.90	2836	CSHD.90	3145
Bypass/TransTop 12.5h	COM Fabric	yds	Framed BPGlass		Framed BPGlass/Magnet	
GalBacksplash12.5 24w	CSFE.24	0.75 423	CSGE.24	1215	CSHE.24	1298
GalBacksplash12.5 30w	CSFE.30	0.75 434	CSGE.30	1353	CSHE.30	1455
GalBacksplash12.5 36w	CSFE.36	1.25 441	CSGE.36	1494	CSHE.36	1617
GalBacksplash12.5 42w	CSFE.42	1.25 449	CSGE.42	1638	CSHE.42	1781
GalBacksplash12.5 48w	CSFE.48	1.5 753	CSGE.48	1773	CSHE.48	1938
GalBacksplash12.5 54w	CSFE.54	1.75 788	CSGE.54	1913	CSHE.54	2095
GalBacksplash12.5 60w	CSFE.60	1.75 824	CSGE.60	2054	CSHE.60	2259
GalBacksplash12.5 66w	CSFE.66	2 859	CSGE.66	2196	CSHE.66	2420
• GalBacksplash12.5 72w	CSFE.72	2.25 897	CSGE.72	2333	CSHE.72	2579
GalBacksplash12.5 78w	CSFE.78	2.25 932	CSGE.78	2473	CSHE.78	2738
GalBacksplash12.5 84w	CSFE.84	2.5 968	CSGE.84	2613	CSHE.84	2900
GalBacksplash12.5 90w	CSFE.90	2.75 1003	CSGE.90	2756	CSHE.90	3063

! Notes:

COM yds required is for qty = 1; for multiple panels divide yds shown by 2 and round up to next full yard.
 COM Fabrics must be pre-approved. Inquire with Customer Service regarding graded-in Partnership fabrics.
 Backsplashes cannot run into a corner in instances where a Transaction Top is used on one side only.
 Back-Painted Glass panels available in standard colors; match colors are available on special request.
 Glass and Glass/Magnet panels have an MBN Brushed Nickel frame.

+ Options/Parametrics:

Widths: 24-90. Replace number codes with actual width dimension; use next larger std size for pricing.



Specify: Product Number
 Quantity
 Tagging
 Wood Finish

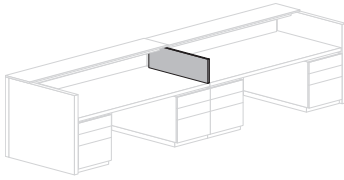
- Denotes Item is illustrated.
- ↳ Includes locks.
- ‡ Requires field sub-assembly.

Prices listed in Wood1 Finishes.

Ship COM materials and memo samples to:
 TUOHY Furniture Corporation
 P1 Upholstery Receiving
 42 Saint Albans Place
 Chatfield, MN 55923



Privacy Screen

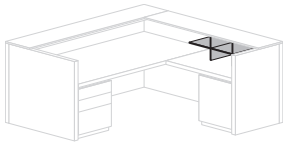


	Product No.	List \$	Product No.	List \$	Product No.	List \$	Product No.	List \$
	1.2w 11.5h		Wood1		Wood1/Magnet		Framed BPGlass	Fr.BPGlass/Mag
Privacy Screen 24	CSAA.24	1162	CSAB.24	1242	CSBA.24	1521	CSBB.24	1601
Privacy Screen 30	CSAA.30	1237	CSAB.30	1339	CSBA.30	1694	CSBB.30	1797
Privacy Screen 36	CSAA.36	1308	CSAB.36	1434	CSBA.36	1864	CSBB.36	1986

! Notes:

Privacy Screens situate proud of the back panel, for ease of cord pass-through.
Both Wood1 and BPGlass screens have an MBN Brushed Nickel frame.

Cubby Manager

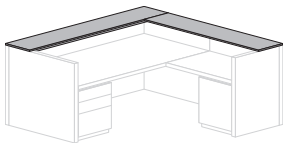


	w	9d	11.5h	MRBAS
• Cubby Manager 48	48			CSCM.48 2469
Cubby Manager 54	54			CSCM.54 2520
Cubby Manager 60	60			CSCM.60 2571
Cubby Manager 66	66			CSCM.66 2626
Cubby Manager 72	72			CSCM.72 2678
Cubby Manager 78	78			CSCM.78 2717
Cubby Manager 84	84			CSCM.84 2746
Cubby Manager 90	90			CSCM.90 2892

! Notes:

Place Cubby Managers on any work surface, with or without a Transaction Top; back is unfinished.
Shelf and dividers are MRBAS Resin Brushed Aluminum with Steel Tint.

Transaction Tops

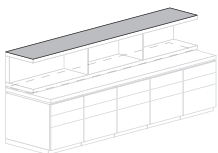


	w	11.75d	Wood1	BP Glass
GalleryTop 36	40		CSTT.36 1370	CSGT.36 1786
GalleryTop 42	46		CSTT.42 1539	CSGT.42 2018
GalleryTop 48	52		CSTT.48 1584	CSGT.48 2262
GalleryTop 54	58		CSTT.54 1647	CSGT.54 2499
• GalleryTop 60	64		CSTT.60 1712	CSGT.60 2733
GalleryTop 66	70		CSTT.66 1773	CSGT.66 2973
• GalleryTop 72	76		CSTT.72 1825	CSGT.72 3212
GalleryTop 78	82		CSTT.78 1861	CSGT.78 3448
GalleryTop 84	88		CSTT.84 1886	CSGT.84 3688
GalleryTop 90	94		CSTT.90 2021	CSGT.90 3927

! Notes:

Wood1 tops are 0.75-in thick; glass tops are 0.5-in thick with a 0.5-in subtop.

Wall Hutch Adaptor Kit



Spacer and Finished Top	w	15d	0.5h
Wall Hutch Kit 36	36		CSHA.36 809
Wall Hutch Kit 54	54		CSHA.54 1094
Wall Hutch Kit 60	60		CSHA.60 1189
Wall Hutch Kit 72	72		CSHA.72 1377
Wall Hutch Kit 90	90		CSHA.90 1638

! Notes:

Adapts Uffizi Private Office Wall Hutches/Shelving and Wall Hutches/Cabinet Doors to work surface height.

Conference

Introduction

Terms & Options

Power-Data

Casegoods

Andavi

Atheneum

Axis

Coda

Danza

Geneva

Uffizi

Uku

Reception

Arrive

Prima

Uffizi

Conference

Carina

Duende

Faraday

Geneva

Karo

Kredens

Meich

Nika

Oblique

Rhoi

Ribbon Table

Stillness

Tryg

Univers

 Advantage

 Coda-Vee

 Coda-Wire

 Coda-X

 Spyda

 Uffizi-Loop

 Zi-AD

Zi Training Tables

Lecterns

Markerboards

Seating

Occasional Tables

PRICING & SPECIFICATION GUIDE
Carina Tables

May 1, 2023

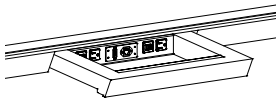
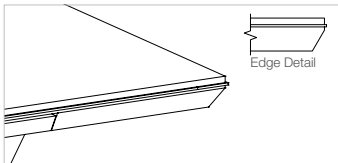
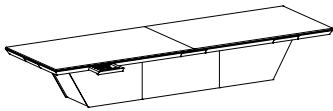
TUOHY



Conference: **Carina**

Power Drawer Table	CC3
No Power Drawer Table	CC4

	# Drawers	Seats	Prefix/Size Codes	Top Materials / Code / List \$									
				Wood 1	Wood 2	Fenix®	BPGlass	OCUGlass	OLGlass	AcrylicSS	Quartz	Marble	
Power Drawer Table 29.5h ±			CRP...	...W1	...W2	...L	...G	...J	...E	...C	...Q	...M	
Rectangle 120w 52d	6	8-12	...12052...	41575	44485	43796	48745	49617	51541	43049	62096	63005	
Rectangle 132w 52d	8	10-14	...13252...	50710	54260	53153	58597	59556	61673	52333	73284	74283	
Rectangle 144w 52d	8	10-14	...14452...	51410	55009	54076	60014	61060	63370	53180	76037	77126	
Rectangle 150w 52d	8	10-14	...15052...	51863	55493	54602	60788	61877	64284	53669	77477	78613	
Rectangle 156w 52d	8	12-16	...15652...	52243	55900	55131	61564	62697	65200	54161	78922	80103	
Rectangle 168w 56d	8	12-16	...16856...	53330	57063	56679	64140	65455	68357	55554	84270	85640	
Rectangle 180w 56d	8	12-16	...18056...	54067	57852	57657	65650	67059	70167	56451	87219	88685	
Rectangle 192w 60d	10	14-18	...19260...	62278	66637	66379	75514	77124	80679	65002	100165	101841	
Rectangle 204w 60d	10	14-18	...20460...	63047	67460	67405	77111	78821	82598	65941	103302	105083	
Rectangle 216w 60d	10	16-20	...21660...	63822	68290	68436	78713	80523	84522	66885	106444	108330	
Rectangle 240w 60d	10	16-20	...24060...	65154	69715	70280	81700	83711	88154	68558	112513	114608	
Rectangle 252w 60d	12	18-22	...25260...	71999	77039	77382	89372	91485	96149	75574	121725	123926	
Rectangle 264w 60d	12	18-22	...26460...	72754	77847	78392	90955	93167	98054	76499	124848	127153	
Rectangle 276w 60d	12	20-24	...27660...	73513	78659	79408	92540	94854	99963	77428	127976	130385	
Rectangle 288w 60d	12	20-24	...28860...	74276	79475	80428	94132	96546	101877	78362	131107	133621	
Rectangle 300w 72d	12	20-26	...30072...	81852	87582	89541	106670	109688	116352	86958	152889	156032	
Rectangle 312w 72d	14	22-28	...31272...	89106	95343	94405	114918	118055	124986	94417	162985	166254	
Rectangle 324w 72d	14	24-30	...32472...	89984	96283	95488	116789	120047	127245	95500	166705	170099	
Rectangle 336w 72d	14	24-30	...33672...	90868	97229	96576	118665	122045	129508	96588	170431	173951	
Rectangle 348w 72d	14	24-30	...34872...	91757	98180	97668	120547	124047	131778	97681	174161	177807	
Rectangle 360w 72d	14	24-30	...36072...	92466	98939	101694	122250	125871	133868	98596	177713	181485	

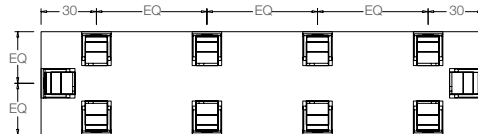
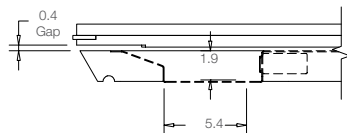


! Notes:

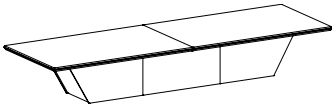
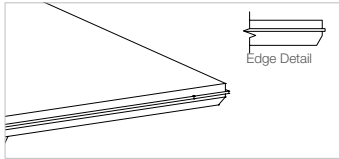
Top thickness is 3.75-in for wood, Fenix®, and stone tops. Top thickness is 3.5-in for glass and acrylic tops.
 Polished metal is standard. Option of MRBAS at no price difference. Specify MRBAS.
 Optional metal finishes available upon request.
 Base material standard is wood. Other base material options available upon request. Examples include, but are not limited to: porcelain, acrylic, laminate, metal laminate, etc.
 Acrylic Solid Surface: Avonite® Polaris Matte
 Fenix: Standard Fenix® is Black, Nero Ingo 0720.
 Marble: Carrara
 BPGlass: S.BWT White or S.BLK Black
 OcuWrite Glass: O.BWT OcuWrite White
 OcuWrite Laminated Glass: O.LCG Castlegate Gray, O.LCW Cool White, or O.LSH Stone Harbor
 Quartz: Cambria® Signature (all colors); quote required for Luxury and Matte offerings.
 Wood1: All TUOHY Wood1 offerings
 Wood2: All TUOHY Wood2 offerings

! Power Drawer Notes:

16-in wide Power drawers include (2) Mini Taps. Each Mini Tap includes (1) simplex, and (1) USB A+C combo.
 Standardly hardwire with 10-ft whip. For soft plug with 10-ft cord specify SP; no price change.
 Technology plate includes (1) HDMI with 10-ft cable to male HDMI plug end, and (1) RJ45 Cat 6 with 15-ft cable to male Cat6 plug.
 Technology plate cutout will fit (2) Extron AAP™ plates or (1) dual Extron AAP™ plate.
 All power and data are pre-installed in cable chain.
 Power drawer has 0.4-in gap above drawer for wire access when drawer is closed.
 Power drawer locations are (1) drawer centered on each short end, remaining drawers are split evenly along the two long sides.
 First and last drawer on long side are always 30-in from end on center. Remaining drawers are spaced equally between the first and last drawer.



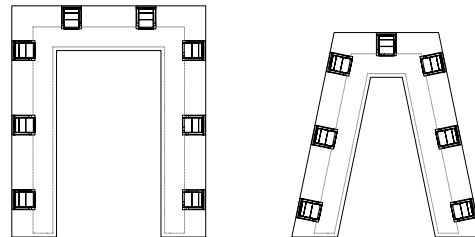
	Seats	Prefix/Size Codes	Top Materials / Code / List \$									
			Wood 1	Wood 2	Fenix®	BPGlass	OCUGlass	OLGlass	AcrylicSS	Quartz	Marble	
No Power Drawer Table	29.5h ±	CRN...	...W1	...W2	...L	...G	...J	...E	...C	...Q	...M	
Rectangle 120w 52d	8-12	...12052...	24796	26532	27329	32970	30876	36159	26478	48191	49226	
Rectangle 132w 52d	10-14	...13252...	30765	32919	33552	39757	37137	43264	32617	56501	57639	
Rectangle 144w 52d	10-14	...14452...	31399	33597	34438	41207	38545	45033	33416	59472	60715	
Rectangle 150w 52d	10-14	...15052...	31788	34013	34911	41963	39277	45948	33847	60989	62283	
Rectangle 156w 52d	12-16	...15652...	32093	34340	35385	42718	40009	46864	34280	62507	63852	
Rectangle 168w 56d	12-16	...16856...	33070	35385	36889	45394	42629	50200	35606	68343	69904	
Rectangle 180w 56d	12-16	...18056...	33732	36093	37823	46936	44129	52086	36449	71524	73197	
Rectangle 192w 60d	14-18	...19260...	36957	39544	41049	50162	47061	55312	39675	74750	76423	
Rectangle 204w 60d	14-18	...20460...	38244	40921	43212	54278	51115	60531	41543	84135	86166	
Rectangle 216w 60d	16-20	...21660...	38934	41659	44194	55911	52705	62533	42428	87524	89674	
Rectangle 240w 60d	16-20	...24060...	41222	44108	52584	60344	56943	67701	45363	95470	97858	
Rectangle 252w 60d	18-22	...25260...	44499	47614	56261	64304	60647	72030	48574	101187	103696	
Rectangle 264w 60d	18-22	...26460...	45198	48362	57363	65947	62245	74041	49467	104586	107213	
Rectangle 276w 60d	20-24	...27660...	45899	49112	58467	67592	63844	76053	50364	107987	110734	
Rectangle 288w 60d	20-24	...28860...	46603	49865	59574	69239	65446	78069	51261	111390	114257	
Rectangle 300w 72d	20-26	...30072...	54854	58694	70689	83148	78716	94185	60676	135837	139421	
Rectangle 312w 72d	22-28	...31272...	58884	63006	72140	88310	83534	99788	64940	143107	146833	
Rectangle 324w 72d	24-30	...32472...	59350	63505	72658	88776	83958	100255	65405	143573	147300	
Rectangle 336w 72d	24-30	...33672...	60536	64774	74493	92226	87345	104587	67057	151239	155252	
Rectangle 348w 72d	24-30	...34872...	61367	65663	75674	94188	89253	106990	68121	155307	159464	
Rectangle 360w 72d	24-30	...36072...	62497	66872	81130	96450	91435	109694	69485	159677	163977	



! Notes:

- Top thickness is 2.25-in for wood, Fenix®, and stone tops. Top thickness is 2-in for glass and acrylic tops.
- Polished metal is standard. Option of MRBAS at no price difference. Specify MRBAS.
- Optional metal finishes available upon request.
- Base material standard is wood. Other base material options available upon request. Examples include, but are not limited to: porcelain, acrylic, laminate, metal laminate, etc.
- Acrylic Solid Surface: Avonite® Polaris Matte
- Fenix: Standard Fenix® is Black, Nero Ingo 0720.
- Marble: Carrara
- BPGlass: S.BWT White or S.BLK Black
- OcuWrite Glass: O.BWT OcuWrite White
- OcuWrite Laminated Glass: O.LCG Castlegate Gray, O.LCW Cool White, or O.LSH Stone Harbor
- Quartz: Cambria® Signature (all colors); quote required for Luxury and Matte offerings.
- Wood1: All TUOHY Wood1 offerings
- Wood2: All TUOHY Wood2 offerings

[Inquire with Customer Service about custom layout options.](#)



PRICING & SPECIFICATION GUIDE
Duende Tables

May 1, 2023

TUOHY



Conference: **Duende**

Top Materials and Edge Styles CD3
Tables with Self-Edge Tops CD4
Tables with Metal Edge Tops CD5



Design: Metrica



Lucio Quinzio Leonelli



Robin Rizzini

Thickness (inches, nominal)

Top Materials

Edge Styles

Self/Layered Edge

Metal Edge

1.5





Wood1

- AN89 Light Anigre
- AS22 Blanco Ash
- BS28 Whitened Oak
- CH45 Light Cherry
- MP57 Light Maple
- MP61 White Maple
- SOX6 Sand Oak
- SSX2 Striped Sand
- WL16 American Walnut
- WL20 Australian Walnut
- WL35 Scandia Walnut
- WL79 Sumatra Walnut
- WO21 Rift White Oak
- WO4 Ebony Oak

Wood2

- BS30 Mateo Gray
- CH49 Medium Cherry
- CH53 Dark Cherry
- FB14 Flamed Black
- FG11 Flamed Gray
- FS10 Flamed Sand
- FWX9 Flamed White
- MH95 Medium Mahogany
- MH97 Dark Mahogany
- SP73 Medium Sapele
- WL25 Capella Walnut
- WL31 Onyx Walnut
- WL33 Catalan Walnut
- WN13 Wenge
- WO38 Tangiers Oak



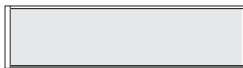






HPL

Formica® 949 White


Fenix® NTM

- 30 Bianco Alaska
- 718 Grigio Londra
- 720 Nero Ingo

2



Glass Back-Painted

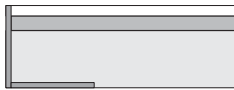
- S.BLK Black
- S.BWT White


Glass Acid-Etched


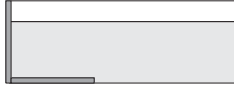
- O.BWT OcuWrite White

Acrylic Solid Surface

Avonite® 8256 Polaris





TQ = Tuohy QuickShip is available in columns tagged with this symbol.
 To order, insert "TQ" before the product prefix. Ex: TQUDAC9632 replaces UDAC9632.
 Inquire with Customer Service on current lead-times and power-data options.

Duende Tables: Self-Edge Tops	Seats	Product Code	Top Materials (specify by code)					Optional Covers (specify by code)	
			TQ Wood1	TQ Wood2	TQ HPL	Fenix®	TQ Acrylic SS	Table/Leg Covers	Leg Covers
Conference 29.3h, Rectangle Shape ‡			WS1	WS2	HPS	FXS	SSS	WFT	WFL
Duende Conf Self/Rect 96w 32d	6-10	UDAC9632	8676	9283	7942	8746	12469	2762	1533
Duende Conf Self/Rect 96w 48d	6-12	UDAC9648	10343	11067	8411	9241	15046	2762	1533
Duende Conf Self/Rect 120w 36d	8-12	UDAC12036	9836	10525	10135	12008	14305	2869	1533
Duende Conf Self/Rect 120w 52d	8-14	UDAC12052	11972	12810	11823	13673	17571	2869	1533
Duende Conf Self/Rect 144w 36d	10-14	UDAC14436	10705	11454	10957	—	15886	2921	1533
Duende Conf Self/Rect 144w 52d	10-16	UDAC14452	13156	14077	12193	—	19761	2921	1533
Conference 29.3h, Super-Ellipse Shape ‡			WS1	WS2	HPS	FXS	SSS	WFT	WFL
Duende Conf Self/Ellipse 96w 32/24d	6-10	UDAD963224	8943	9569	8182	9253	13537	2762	1533
Duende Conf Self/Ellipse 96w 48/42d	6-12	UDAD964842	10608	11351	8651	9746	16114	2762	1533
Duende Conf Self/Ellipse 120w 36/29d	8-12	UDAD1203629	10105	10812	10374	12515	15373	2869	1533
Duende Conf Self/Ellipse 120w 52/45d	8-14	UDAD1205245	12241	13098	12060	14181	18639	2869	1533
Duende Conf Self/Ellipse 144w 36/29d	10-14	UDAD1443629	10974	11742	11198	—	16953	2921	1533
Duende Conf Self/Ellipse 144w 52/45d	10-16	UDAD1445245	13425	14365	12431	—	20829	2921	1533
Collaborative 41.5h, Rectangle Shape ‡			WS1	WS2	HPS	FXS	SSS	WFT	WFL
Duende Collab Self/Rect 96w 32d	6-10	UDBC9632	9157	9798	8423	9227	12951	2869	1640
Duende Collab Self/Rect 120w 36d	8-12	UDBC12036	10318	11040	10615	12489	14786	2973	1640
Duende Collab Self/Rect 144w 36d	10-14	UDBC14436	11188	11971	11438	—	16366	3027	1640
Collaborative 41.5h, Super-Ellipse Shape ‡			WS1	WS2	HPS	FXS	SSS	WFT	WFL
Duende Collab Self/Ellipse 96w 32/24d	6-10	UDBD963224	9422	10082	8665	9466	14017	2869	1640
Duende Collab Self/Ellipse 120w 36/29d	8-12	UDBD1203629	10584	11325	10855	12729	15854	2973	1640
Duende Collab Self/Ellipse 144w 36/29d	10-14	UDBD1443629	11452	12254	11678	—	17434	3027	1640

! Notes:

- All tops are in one section and cannot be sectioned further for handling or logistics purposes.
- Parametric sizing is available, up to -6in. width, -6in. depth. **TQ** Not available on TQ.
- Price of table includes top and bases in resin finishes as listed on at the bottom of the next page.
- For MPA Metal Polished Aluminum bases add price below in options.
- Electrical options: Power-Data Apron; Power-Comm Troughs (Single, Dual).
- For Wire management add code and Price. Pricing is in resin finishes as listed on at the bottom of the next page.
- When using Power-Data Apron and Power-Comm Trough just use leg covers for wire management.
- For MPA Metal Polished Aluminum wire management add price below.
- 144w tables in Wood1 and Wood2 are dependent on veneer availability.

+ Options:

- For MPA Polished Aluminum bases add \$10871.
- For MPA Polished Aluminum, WFT; Wire Management Full Table add \$2412 for 29.3h Tables.
- For MPA Polished Aluminum, WFT; Wire Management Full Table add \$2578 for 41.5h Tables.
- For MPA Polished Aluminum, WFL; Wire Management Legs only add \$1120 for 29.3h Tables.
- For MPA Polished Aluminum, WFL; Wire Management Legs only add \$1289 for 41.5h Tables.



TQ = Tuohy QuickShip is available in columns tagged with this symbol.
 To order, insert "TQ" before the product prefix. Ex: TQUDDC9632 replaces UDCC9632.
 Inquire with Customer Service on current lead-times and power-data options.

Top Materials (specify by code)										Optional Covers	
Duende Tables: Metal Edge Tops	Seats	Product Code	TQ Wood1	TQ Wood2	TQ HPL	Fenix®	Glass BP	OcuWrite	TQ Acrylic SS	Table/Leg	Leg
Conference 29.3h, Rectangle Shape ‡			WM1	WM2	HPM	FXM	BGM	AGM	SSM	WFT	WFL
Duende Conf Metal/Rect 96w 32d	6-10	UDCC9632	9914	10608	9181	9985	13646	14980	13553	2762	1533
Duende Conf Metal/Rect 96w 48d	6-12	UDCC9648	11581	12392	9651	10478	16510	18289	16285	2762	1533
Duende Conf Metal/Rect 120w 36d	8-12	UDCC12036	11075	11850	11372	13248	15698	17364	15542	2869	1533
Duende Conf Metal/Rect 120w 52d	8-14	UDCC12052	13419	14358	13266	15119	20099	22508	19016	2869	1533
Duende Conf Metal/Rect 144w 36d	10-14	UDCC14436	12099	12946	12352	—	17647	19649	17277	2921	1533
Duende Conf Metal/Rect 144w 52d	10-16	UDCC14452	14757	15790	13792	—	22847	25737	21359	2921	1533
Collaborative 41.5h, Rectangle Shape ‡			WM1	WM2	HPM	FXM	BGM	AGM	SSM	WFT	WFL
Duende Collab Metal/Rect 96w 32d	6-10	UDCC9632	10395	11123	9902	10464	14127	15461	14034	2869	1640
Duende Collab Metal/Rect 120w 36d	8-12	UDCC12036	11555	12364	12094	13727	16177	17845	16025	2973	1640
Duende Collab Metal/Rect 144w 36d	10-14	UDCC14436	12578	13458	13072	—	18128	20128	17760	3027	1640

! Notes:

- All tops are in one section and cannot be sectioned further for handling or logistics purposes.
- Glass is applied in two pieces on single-section tops 144 wide.
- Parametric sizing is available, up to -6in. width, -6in. depth. **TQ** Not available on TQ.
- Price of table includes top and bases with resin finishes as listed below.
- For MPA Metal Polished Aluminum bases add price below in options.
- Electrical options: Power-Data Apron; Power-Comm Troughs (Single, Dual).
- For Wire management add code and Price. Pricing is in resin finishes as listed below.
- When using Power-Data Apron and Power-Comm Trough just use leg covers for wire management.
- For MPA Metal Polished Aluminum wire management add price below.
- 144w tables in Wood1 and Wood 2 are dependent on veneer availability.

+ Options:

- For MPA Polished Aluminum bases add \$10871.
- For MPA Polished Aluminum, WFT; Wire Management Full Table add \$2412 for 29.3h Tables.
- For MPA Polished Aluminum, WFT; Wire Management Full Table add \$2578 for 41.5h Tables.
- For MPA Polished Aluminum, WFL; Wire Management Legs only add \$1120 for 29.3h Tables.
- For MPA Polished Aluminum, WFL; Wire Management Legs only add \$1289 for 41.5h Tables.

Table Sections

All tops ship in one section (i.e., a single subtop).
 Glass surfaces 144w have two-piece construction on a single section subtop, with a seam on-center.

Tops 1.5-in Nominal Thickness

TQ Wood1

- AN89 Light Anigre
- AS22 Blanco Ash
- BS28 Whitened Oak
- CH45 Light Cherry
- MP57 Light Maple
- MP61 White Maple
- SOX6 Sand Oak
- SSX2 Striped Sand
- WL16 American Walnut
- WL20 Australian Walnut
- WL35 Scandia Walnut
- WL79 Sumatra Walnut
- WO21 Rift White Oak
- WO4 Ebony Oak

TQ Wood2

- BS30 Mateo Gray
- CH49 Medium Cherry
- CH53 Dark Cherry
- FB14 Flamed Black
- FG11 Flamed Gray
- FS10 Flamed Sand
- FWX9 Flamed White
- MH95 Medium Mahogany
- MH97 Dark Mahogany
- SP73 Medium Sapele
- WL25 Capella Walnut
- WL31 Onyx Walnut
- WL33 Catalan Walnut
- WN13 Wenge
- WO38 Tangiers Oak

TQ HPL

Formica® 949 White

Fenix® NTM

- 30 Bianco Alaska
- 718 Grigio Londra
- 720 Nero Ingo

Tops 2-in Nominal Thickness

Glass Back-Painted

- S.BLK Black
- S.BWT White

Acid-Etched OcuWrite

- O.BWT OcuWrite White

TQ Acrylic Solid Surface

- Avonite® 8256 Polaris

Leg & Wire Cover Finish Codes:

- MPA Polished Aluminum
- TQ** MRB Resin Black (SC)
- TQ** MRBM Resin Black Matte (SC)
- TQ** MRW Resin White (SC)
- TQ** MRSA Resin Satin Aluminum (SC)
- TQ** MRTG Resin Thunder Gray (SC)

144w tables in Wood1 or Wood2 are subject to veneer availability.

PRICING & SPECIFICATION GUIDE
Faraday Tables

May 1, 2023

TUOHY



Contents

Top Edges & Materials	CF2
Base Finishes	CF4
Conventional Core Tops	CF5
Bevel Metal Edge 2th	CF5
Bevel Self Edge 1.5th	CF6
Bevel Self Edge 2th	CF6
Cantilever Self Edge 2th	CF7
Square Metal Edge 1.5th	CF8
Square Metal Edge 2th	CF8
Square Self Edge 1.5th	CF9
Square Self Edge 2th	CF9
Square SolidWd Edge 1.5th	CF10
Square SolidWd Edge 2th	CF10
Structural Core Tops w/ Plinth	CF11
Conference Height 29.5h	CF11
16 Degree Bevel Edge 1.5th	CF11
Square Metal Edge 1.5th	CF12
Square Metal Edge 2th	CF12
Square Self Edge 1.5th	CF13
Square Self Edge 2th	CF13
Collaborative Height 40.0h	CF14
16 Degree Bevel Edge 1.5th	CF14
Square Metal Edge 1.5th	CF15
Square Metal Edge 2th	CF15
Square Self Edge 1.5th	CF16
Square Self Edge 2th	CF16
Structural Core Tops, No Plinth	CF17
Conference Height 29.5h	CF17
16 Degree Bevel Edge 1.5th	CF17
Square Metal Edge 1.5th	CF18
Square Metal Edge 2th	CF18
Square Self Edge 1.5th	CF19
Square Self Edge 2th	CF19

Top Edges & Materials

Bevel Metal Edge 2th	Bevel Self Edge 1.5th	Bevel Self Edge 2th	Cantilever Self Edge 2th
MRBAS Resin Brushed Aluminum Steel Tint			
Acid-Etched Glass GAB Black, GAW White	FBM2A...	Acid-Etched Glass GAB Black, PT24 subtop GAW White, PT17 subtop	FBS1A... Acid-Etched Glass GAB Black, PT24 subtop GAW White, PT17 subtop
Acid-Etched Laminated Glass	FBM2L...		
Back-Painted Glass S.BLK Black S.BWT White	FBM2B...	Back-Painted Glass S.BLK Black, PT24 subtop S.BWT White, PT17 subtop	FBS1B... Back-Painted Glass S.BLK Black, PT24 subtop S.BWT White, PT17 subtop
Acrylic Solid Surface Avonite® Polaris	FBM2C...	Acrylic Solid Surface Avonite® Polaris	FBS1C... Acrylic Solid Surface Avonite® Polaris
Faux Leather Silex-all colors	FBM2F...		
HPL Formica® 949 White	FBM2H...	HPL Formica® 949 White (PVC as self-edge)	FBS1H... HPL Formica® 949 White (PVC as self-edge)
Marble Carrara Marble	FBM2M...	Marble Carrara Marble Wood 1 or 2 subtop	FBS1M... Marble Carrara Marble Wood 1 or 2 subtop
Quartz Cambria®-all std colors except Matte™ and Luxury Design Series	FBM2Q...	Quartz Cambria®-all std colors except Matte™ & Luxury Design Series, Wd 1 or 2 subtop	FBS1Q... Quartz Cambria®-all std colors except Matte™ & Luxury Design Series, Wd 1 or 2 subtop
Wood1 All colors	FBM2W...	Wood Wood1 colors	FBS1W... Wood Wood1 colors

Specify Shape by Edge Code

58 59 67 68 7V

Square

Top Edges & Materials (cont.)

Square Metal Edge 1.5th

MRBAS
Resin Brushed Aluminum Steel Tint

Square Metal Edge 2th

MRBAS
Resin Brushed Aluminum Steel Tint

Square Self Edge 1.5th

Square Self Edge 2th

Solid Wood Edge 1.5th

Solid Wood Edge 2th

Acid-Etched Glass
GAB Black, GAW White

FSM1A...

Acid-Etched Glass
GAB Black, GAW White

FSM2A...

Acid-Etched Glass
GAB Black, GAW White
Wood1 or 2 subtop

FSS1A...

Acid-Etched Glass
GAB Black, GAW White
Wood1 or 2 subtop

FSS2A...

Acid-Etched Glass
GAB Black, GAW White
Wood1 solid edges

FSW1A...

Acid-Etched Glass
GAB Black, GAW White
Wood1 solid edges

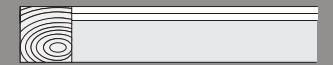



FSW2A...

Acid-Etched
Laminated Glass

FSM1L...

Acid-Etched
Laminated Glass

FSM2L...



Back-Painted Glass
S.BLK Black, S.BWT White

FSM1B...

Back-Painted Glass
S.BLK Black, S.BWT White

FSM2B...

Back-Painted Glass
S.BLK Black, S.BWT White
Wood1 or 2 subtop

FSS1B...

Back-Painted Glass
S.BLK Black, S.BWT White
Wood1 or 2 subtop

FSS2B...

Back-Painted Glass
S.BLK Black, S.BWT White
Wood1 solid edges

FSW1B...

Back-Painted Glass
S.BLK Black, S.BWT White
Wood1 solid edges

FSW2B...

Acrylic Solid Surface
Avonite® Polaris

FSM1C...

Acrylic Solid Surface
Avonite® Polaris

FSM2C...

Acrylic Solid Surface
Avonite® Polaris

FSS1C...

Acrylic Solid Surface
Avonite® Polaris

FSS2C...

Acrylic Solid Surface
Avonite® Polaris, Wood1 solid edges

FSW1C...

Acrylic Solid Surface
Avonite® Polaris, Wood1 solid edges

FSW2C...

Faux Leather
Silex-all colors

FSM1F...

Faux Leather
Silex-all colors

FSM2F...



Faux Leather
Silex-all colors, Wood1 solid edges

FSW1F...

Faux Leather
Silex-all colors, Wood1 solid edges

FSW2F...

HPL
Formica® 949 White

FSM1H...

HPL
Formica® 949 White

FSM2H...

HPL
Formica® 949 White

FSS1H...

HPL
Formica® 949 White (PVC as self edge)

FSS2H...

HPL
Formica® 949 White, Wood1 solid edges

FSW1H...

HPL
Formica® 949 White, Wood1 solid edges

FSW2H...

Marble
Carrara Marble

FSM1M...

Marble
Carrara Marble

FSM2M...

Marble
Carrara Marble

FSS1M...

Marble
Carrara Marble

FSS2M...

Marble
Carrara Marble, Wood1 solid edges

FSW1M...

Marble
Carrara Marble, Wood1 solid edges

FSW2M...

Quartz
Cambria®-all std colors except Matte™
and Luxury Design Series

FSM1Q...

Quartz
Cambria®-all std colors except Matte™
and Luxury Design Series

FSM2Q...

Quartz
Cambria®-all std colors except Matte™
and Luxury Design Series

FSS1Q...

Quartz
Cambria®-all std colors except Matte™
and Luxury Design Series

FSS2Q...

Quartz
Cambria®-all std colors except Matte™ &
Luxury Design Series, Wd 1 or 2 subtop

FSW1Q...

Quartz
Cambria®-all std colors except Matte™ &
Luxury Design Series, Wd 1 or 2 subtop

FSW2Q...

Wood1
All colors

FSM1W...

Wood1
All colors

FSM2W...

Wood1
Wood1 colors

FSS1W...

Wood1
Wood1 colors

FSS2W...

Wood1
Wood1 veneer top and solid edges

FSW1W...

Wood1
Wood1 veneer top and solid edges

FSW2W...

Top & Edge Materials

This program of top materials paired with edge shapes and details demonstrates the considerable latitude in design solutions available to you through TUOHY's table programs. Identify your top and edge materials on this page and coordinate them with the edge profiles shown on pages that follow.

Wood1

Veneers & Solid Colors



Wood2


Veneer



Base Finishes

Resin Solid Colors

Standard Colors (custom colors on a project basis)




AEGlass

Acid-Etched



ALGlass

A-Etch/Laminated




BPGlass

Back-Painted




AcrylicSS

(Solid Surface)




HPL

White (PVC edge)




Faux Leather

Silex




Marble




Quartz

Cambria®



Metal (Edges only)



* Quote required for Cambria Matte™ & Luxury Design Series

Conventional Core Tops

Center Plinth included in price

Conference Height 29.5h

Bevel Metal Edge 2th

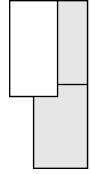
MRBAS Resin Brushed Aluminum Steel Tint



Prefix/Size

Top Material/Code

Shape	sections	pcs	w	d	seats	FBM2...	Top Material/Code									
							...A	...L	...B	...C	...F	...H	...M	...Q	...W	
Rectangle	1	1	72	36	4-6	...R3...	18131	20181	17369	15131	13462	13248	20181	18039	13404	
		1	78	39	6-8	...R4...	19302	21705	18403	15827	13820	13572	21705	19192	13754	
		1	84	42	6-8	...R5...	20767	23558	19731	16784	14409	14123	23558	20639	14334	
		1	90	48	6-8	...R6...	22987	26405	21717	18175	15206	14854	26405	22833	15109	
		1	96	48	6-12	...R7...	24075	27720	22721	18949	15776	15398	27720	23911	15672	
		1	108	48	8-12	...R8...	26615	30714	25089	20863	17274	16851	30714	26427	17158	
		1	120	52	8-14	...R9...	29831	34767	27996	22958	18591	18083	34767	29607	18449	
		2	2	132	52	8-14	...R10 ...	35299	40726	33281	27750	22935	22373	40726	35050	22781
			2	144	52	10-16	...R11 ...	37946	43869	35745	29725	24458	23848	43869	37679	24290
	2		156	56	10-18	...R12 ...	42034	48940	39463	32475	26295	25582	48940	41719	26099	
	2		168	56	10-18	...R13 ...	44270	51711	41503	33988	27322	26554	51711	43931	27110	
	2		180	56	12-20	...R14 ...	46744	54716	43778	35739	28586	27763	54716	46383	28360	
	2		192	60	12-20	...R15 ...	52176	61285	48785	39634	31424	30483	61285	51762	31165	
	2		204	60	12-20	...R16 ...	54529	64208	50928	41212	32481	31480	64208	54089	32205	
	2		216	60	14-22	...R17 ...	56883	67132	53070	42791	33536	32477	67132	56417	33245	
	4		240	60	16-26	...R18 ...	61642	73028	57403	46006	35700	34523	73028	61122	35376	



Top Edges & Materials

... A Acid-Etched Glass
GAB Black, GAW White

... L Acid-Etched Laminated Glass



... B Back-Painted Glass
S.BLK Black
S.BWT White



... C Acrylic Solid Surface
Avonite® Polaris



... F Faux Leather
Silex-all colors



... H HPL
Formica® 949 White




... M Marble
Carrara Marble



... Q Quartz
Cambria®-all standard colors except
Matte™ and Luxury Design Series



... W Wood1
All colors



! Notes

Wood grain direction is along the width dimension (w) on 1-section tops and depth dimension (d) on 2-section tops.

All top sizes are nominal; actual size may vary by +/-2%.

See the Terms & Options section at the front of the price list for POWER-DATA solutions.

Options include All Perimeter and Surface Power-Data EXCLUDING slide units and Dual Power-Comm Troughs.

Cutout width MUST be parallel to table width for Single Power-Comm Troughs, Power-Comm Recessed Consols, and Tas units.


Tables will be in multiple sections depending on size; tops may further be in multiple pieces. See listings above.

Tables require field assembly.

Conference: **Faraday**
Conventional Core Tops
 Center Plinth included in price

May 1, 2023

Conference Height 29.5h
Bevel Self Edge 1.5th



Shape	sections	pcs	w	d	seats	Top Material/Code										
						FBS1...	...A	...L	...B	...C	...F	...H	...M	...Q	...W	
Rectangle	1	1	72	36	4-6	...R3 ...	13035	-	12273	10506	-	8156	15084	12942	8334	
		1	78	39	6-8	...R4 ...	14186	-	13289	11215	-	8456	16588	14075	8654	
		1	84	42	6-8	...R5 ...	15423	-	14385	11978	-	8778	18212	15294	8999	
		1	90	48	6-8	...R6 ...	17405	-	16134	13188	-	9269	20820	17248	9519	
		1	96	48	6-12	...R7 ...	18160	-	16804	13664	-	9484	21803	17993	9743	
		1	108	48	8-12	...R8 ...	19614	-	18090	14558	-	9856	23717	19431	10142	
		1	120	52	8-14	...R9 ...	22242	-	20406	16152	-	10492	27177	22018	10816	
		2	2	132	52	8-14	...R10 ...	23816	-	21797	17118	-	10892	29242	23569	11238
			2	144	52	10-16	...R11 ...	25390	-	23186	18083	-	11288	31310	25121	11663
	2		156	56	10-18	...R12 ...	28484	-	25914	19958	-	12032	35392	28170	12447	
	2		168	56	10-18	...R13 ...	30175	-	27407	20994	-	12458	37615	29837	12901	
	2		180	56	12-20	...R14 ...	31866	-	28900	22028	-	12884	39836	31504	13349	
	2		192	60	12-20	...R15 ...	35428	-	32037	24184	-	13732	44538	35013	14250	
	2		204	60	12-20	...R16 ...	37235	-	33634	25289	-	14186	46913	36794	14730	
	2		216	60	14-22	...R17 ...	39042	-	35229	26393	-	14638	49291	38575	15207	
	4		240	60	16-26	...R18 ...	42605	-	38369	28552	-	15488	53992	42088	16108	

Conference Height 30h
Bevel Self Edge 2th



Shape	sections	pcs	w	d	seats	Top Material/Code										
						FBS2...	...A	...L	...B	...C	...F	...H	...M	...Q	...W	
Rectangle	1	1	72	36	4-6	...R3 ...	13300	-	12538	10769	-	8417	15348	13209	8571	
		1	78	39	6-8	...R4 ...	14495	-	13600	11527	-	8767	16902	14387	8948	
		1	84	42	6-8	...R5 ...	15783	-	14743	12339	-	9139	18573	15655	9347	
		1	90	48	6-8	...R6 ...	17847	-	16577	13630	-	9713	21261	17692	9968	
		1	96	48	6-12	...R7 ...	18629	-	17275	14134	-	9952	22275	18463	10226	
		1	108	48	8-12	...R8 ...	20147	-	18620	15087	-	10383	24244	19960	10691	
		1	120	52	8-14	...R9 ...	22880	-	21042	16789	-	11128	27813	22657	11499	
		2	2	132	52	8-14	...R10 ...	24516	-	22498	17818	-	11591	29945	24271	11999
			2	144	52	10-16	...R11 ...	26155	-	23952	18847	-	12053	32076	25885	12496
	2		156	56	10-18	...R12 ...	29377	-	26807	20850	-	12926	36286	29064	13441	
	2		168	56	10-18	...R13 ...	31136	-	28366	21955	-	13418	38575	30798	13977	
	2		180	56	12-20	...R14 ...	32895	-	29929	23059	-	13913	40863	32533	14510	
	2		192	60	12-20	...R15 ...	36605	-	33215	25362	-	14910	45715	36190	15594	
	2		204	60	12-20	...R16 ...	38485	-	34884	26539	-	15434	48165	38045	16162	
	2		216	60	14-22	...R17 ...	40365	-	36552	27718	-	15959	50616	39901	16728	
	4		240	60	16-26	...R18 ...	44074	-	39840	30022	-	16960	55462	43559	17814	

! Notes

Wood grain direction is along the width dimension (w) on 1-section tops and depth dimension (d) on 2-section tops.

All top sizes are nominal; actual size may vary by +/-2%.

See the Terms & Options section at the front of the price list for POWER-DATA solutions.

Options include All Perimeter and Surface Power-Data EXCLUDING slide units and Dual Power-Comm Troughs.

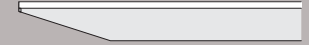
Cutout width MUST be parallel to table width for Single Power-Comm Troughs, Power-Comm Recessed Consoles, and Tas units.

Tables will be in multiple sections depending on size; tops may further be in multiple pieces. See listings above.

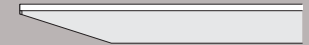
Tables require field assembly.

Top Edges & Materials

... A Acid-Etched Glass
 GAB Black, PT24 subtop
 GAW White, PT17 subtop




... B Back-Painted Glass
 S.BLK Black, PT24 subtop
 S.BWT White, PT17 subtop



... C Acrylic Solid Surface
 Avonite® Polaris



... H HPL
 Formica® 949 White (PVC as self-edge)




... M Marble
 Carrara Marble
 Wood 1 or 2 subtop



... Q Quartz
 Cambria®-all standard colors except
 Matte™ and Luxury Design Series
 Wood 1 or 2 subtop



... W Wood
 Wood1 colors



TUOHY

Specify: Product No. & Qty
 Edge Shape
 Tagging
 Wood Finish

Specify base finish from TUOHY Resin Solid Color (SC) Offerings:
 MRB, MRBM, MRBZ, MRSA, MRTG, MRW

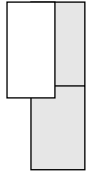
Conference: **Faraday**
Conventional Core Tops
Center Plinth included in price

May 1, 2023

Conference Height 30h
Cantilever Self Edge 2th



Shape	sections	pcs	w	d	seats	Prefix/Size	Top Material/Code									
							AEGlass	AELGlass	BPGlass	AcrylicSS	FauxLthr	HPL	Marble	Quartz	Wood1	
Rectangle	1	1	72	36	4-6	FCS2... ...R3 ...	-	-	-	10401	-	8047	14978	12834	8201	
		1	78	39	6-8	...R4 ...	-	-	-	11093	-	8331	16466	13950	8512	
		1	84	42	6-8	...R5 ...	-	-	-	11835	-	8633	18069	15151	8841	
		1	90	48	6-8	...R6 ...	-	-	-	13012	-	9093	20644	17072	9348	
		1	96	48	6-12	...R7 ...	-	-	-	13473	-	9293	21615	17803	9566	
		1	108	48	8-12	...R8 ...	-	-	-	14344	-	9642	23504	19218	9949	
		1	120	52	8-14	...R9 ...	-	-	-	15897	-	10237	26923	21763	10607	
		2	2	132	52	8-14	...R10 ...	-	-	-	16838	-	10609	28965	23289	11016
			2	144	52	10-16	...R11 ...	-	-	-	17778	-	10983	31004	24815	11426
	2		156	56	10-18	...R12 ...	-	-	-	19602	-	11676	35035	27812	12194	
	2		168	56	10-18	...R13 ...	-	-	-	20610	-	12073	37229	29453	12631	
	2		180	56	12-20	...R14 ...	-	-	-	21615	-	12471	39426	31089	13069	
	2		192	60	12-20	...R15 ...	-	-	-	23715	-	13263	44067	34541	13947	
	2		204	60	12-20	...R16 ...	-	-	-	24790	-	13685	46415	36293	14410	
	2		216	60	14-22	...R17 ...	-	-	-	25865	-	14106	48760	38046	14876	
	2		240	60	16-26	...R18 ...	-	-	-	27963	-	14900	53405	41496	15753	



Top Edges & Materials

... C	Acrylic Solid Surface Avonite® Polaris	
... H	HPL Formica® 949 White (PVC as self-edge)	
... M	Marble Carrara Marble	
... Q	Quartz Cambria®-all standard colors*	
... W	Wood Wood1 colors	

! Notes

Wood grain direction is along the width dimension (w) on 1-section tops and depth dimension (d) on 2-section tops.

All top sizes are nominal; actual size may vary by +/-2%.

See the Terms & Options section at the front of the price list for POWER-DATA solutions.

Options include All Perimeter and Surface Power-Data EXCLUDING slide units and Dual Power-Comm Troughs.

Cutout width MUST be parallel to table width for Single Power-Comm Troughs, Power-Comm Recessed Consoles, and Tas units.

Tables will be in multiple sections depending on size; tops may further be in multiple pieces. See listings above.

Tables require field assembly.

TUOHY

Specify: Product No. & Qty
Edge Shape
Tagging
Wood Finish

Specify base finish from TUOHY Resin Solid Color (SC) Offerings:
MRB, MRBM, MRBZ, MRSA, MRTG, MRW

Conference: **Faraday**
Conventional Core Tops
 Center Plinth included in price

May 1, 2023

Conference Height 29.5h

Square Metal Edge 1.5th

MRBAS Resin Brushed Aluminum Steel Tint



Prefix/Size

Top Material/Code

Shape	sections	pcs	w	d	seats	Top Material/Code										
						FSM1...	...A	...L	...B	...C	...F	...H	...M	...Q	...W	
Rectangle	1	1	72	36	4-6	...R3 ...	15116	18307	17163	12585	10445	10234	17163	15022	10388	
		1	78	39	6-8	...R4 ...	16256	19956	18662	13287	10776	10525	18662	16147	10686	
		1	84	42	6-8	...R5 ...	17483	21727	20272	14040	11127	10839	20272	17356	11002	
		1	90	48	6-8	...R6 ...	19450	24582	22867	15236	11668	11314	22867	19294	11480	
		1	96	48	6-12	...R7 ...	20283	25748	23927	15787	11982	11607	23927	20120	11778	
		1	108	48	8-12	...R8 ...	21901	28026	25999	16841	12558	12138	25999	21713	12320	
		1	120	52	8-14	...R9 ...	24674	31997	29610	18586	13434	12925	29610	24451	13120	
		2	2	132	52	8-14	...R10 ...	26407	34445	31833	19706	14041	13481	31833	26160	13690
			2	144	52	10-16	...R11 ...	28139	36895	34060	20830	14647	14037	34060	27868	14257
	2		156	56	10-18	...R12 ...	31462	41637	38372	22937	15726	15013	38372	31147	15249	
	2		168	56	10-18	...R13 ...	33309	44251	40748	24128	16363	15594	40748	32973	15841	
	2		180	56	12-20	...R14 ...	35160	46870	43129	25321	17000	16176	43129	34796	16437	
	2		192	60	12-20	...R15 ...	38947	52289	48056	27705	18195	17252	48056	38533	17531	
	2		204	60	12-20	...R16 ...	40910	55077	50591	28965	18861	17858	50591	40823	18150	
	2		216	60	14-22	...R17 ...	42874	57862	53122	30226	19526	18467	53122	42407	18770	
	4		240	60	16-26	...R18 ...	46749	63379	58137	32695	20808	19631	58137	46230	19954	

Conference Height 30h

Square Metal Edge 2th

MRBAS Resin Brushed Aluminum Steel Tint



Shape	sections	pcs	w	d	seats	Top Material/Code										
						FSM2...	...A	...L	...B	...C	...F	...H	...M	...Q	...W	
Rectangle	1	1	72	36	4-6	...R3 ...	15189	17240	14425	12659	10521	10307	17240	15096	10462	
		1	78	39	6-8	...R4 ...	16329	18735	15434	13362	10850	10602	18735	16220	10781	
		1	84	42	6-8	...R5 ...	17556	20345	16520	14114	11202	10912	20345	17430	11123	
		1	90	48	6-8	...R6 ...	19523	22939	18252	15308	11741	11389	22939	19367	11644	
		1	96	48	6-12	...R7 ...	20362	24005	19004	15863	12060	11683	24005	20194	11956	
		1	108	48	8-12	...R8 ...	21984	26083	20456	16924	12642	12222	26083	21796	12526	
		1	120	52	8-14	...R9 ...	24763	29698	22928	18674	13521	13012	29698	24539	13381	
		2	2	132	52	8-14	...R10 ...	26500	31929	24481	19802	14135	13574	31929	26254	13980
			2	144	52	10-16	...R11 ...	28237	34160	26033	20931	14747	14136	34160	27968	14582
	2		156	56	10-18	...R12 ...	31572	38482	29000	23045	15835	15121	38482	31257	15637	
	2		168	56	10-18	...R13 ...	33424	40863	30657	24243	16478	15708	40863	33085	16266	
	2		180	56	12-20	...R14 ...	35279	43247	32312	25442	17122	16296	43247	34917	16894	
	2		192	60	12-20	...R15 ...	39075	48184	35686	27833	18323	17381	48184	38662	18064	
	2		204	60	12-20	...R16 ...	41045	50725	37443	29100	18996	17996	50725	40605	18721	
	2		216	60	14-22	...R17 ...	43015	53263	39202	30368	19667	18609	53263	42549	19377	
	4		240	60	16-26	...R18 ...	46900	58287	42665	32848	20960	19784	58287	46382	20638	

! Notes

Wood grain direction is along the width dimension (w) on 1-section tops and depth dimension (d) on 2-section tops.

All top sizes are nominal; actual size may vary by +/-2%.

See the Terms & Options section at the front of the price list for POWER-DATA solutions.

Options include All Perimeter and Surface Power-Data EXCLUDING slide units and Dual Power-Comm Troughs.

Cutout width MUST be parallel to table width for Single Power-Comm Troughs, Power-Comm Recessed Consoles, and Tas units.

Tables will be in multiple sections depending on size; tops may further be in multiple pieces. See listings above.

Tables require field assembly.

Top Edges & Materials

... A Acid-Etched Glass
GAB Black, GAW White

... L Acid-Etched Laminated Glass

... B Back-Painted Glass
S.BLK Black
S.BWT White

... C Acrylic Solid Surface
Avonite® Polaris

... F Faux Leather
Silex-all colors

... H HPL
Formica® 949 White

... M Marble
Carrara Marble

... Q Quartz
Cambria®-all standard colors*

... W... Wood1
All colors

TUOHY

Specify: Product No. & Qty
Edge Shape
Tagging
Wood Finish

Specify base finish from TUOHY Resin Solid Color (SC) Offerings:
MRB, MRBM, MRBZ, MRSA, MRTG, MRW

Conference: **Faraday**
Conventional Core Tops
 Center Plinth included in price

May 1, 2023

Conference Height 29.5h
Square Self Edge 1.5th



Shape	sections	pcs	w	d	seats	Prefix/Size	Top Material/Code									
							AEGlass	AELGlass	BPGlass	AcrylicSS	FauxLthr	HPL	Marble	Quartz	Wood1	
Rectangle	1	1	72	36	4-6	FSS1... ...R3 ...	12928	-	12166	10401	-	8047	14978	12834	8217	
		1	78	39	6-8	...R4 ...	14062	-	13163	11093	-	8331	16466	13950	8518	
		1	84	42	6-8	...R5 ...	15278	-	14241	11835	-	8633	18069	15151	8839	
		1	90	48	6-8	...R6 ...	17227	-	15956	13012	-	9093	20644	17072	9325	
		1	96	48	6-12	...R7 ...	17971	-	16615	13473	-	9293	21615	17803	9538	
		1	108	48	8-12	...R8 ...	19404	-	17878	14344	-	9642	23504	19218	9907	
		1	120	52	8-14	...R9 ...	21989	-	20152	15897	-	10237	26923	21763	10535	
		2	2	132	52	8-14	...R10 ...	23535	-	21515	16838	-	10609	28965	23289	10930
			2	144	52	10-16	...R11 ...	25085	-	22880	17778	-	10983	31004	24815	11323
	2		156	56	10-18	...R12 ...	28127	-	25556	19602	-	11676	35035	27812	12055	
	2		168	56	10-18	...R13 ...	29791	-	27020	20610	-	12073	37229	29453	12474	
	2		180	56	12-20	...R14 ...	31452	-	28488	21615	-	12471	39426	31089	12898	
	2		192	60	12-20	...R15 ...	34955	-	31567	23715	-	13263	44067	34541	13733	
	2		204	60	12-20	...R16 ...	36734	-	33134	24790	-	13685	46415	36293	14178	
	2		216	60	14-22	...R17 ...	38513	-	34700	25865	-	14106	48760	38046	14626	
	4		240	60	16-26	...R18 ...	42013	-	37779	27963	-	14900	53405	41496	15462	

Conference Height 30h
Square Self Edge 2th



Shape	sections	pcs	w	d	seats	Prefix/Size	Top Material/Code									
							AEGlass	AELGlass	BPGlass	AcrylicSS	FauxLthr	HPL	Marble	Quartz	Wood1	
Rectangle	1	1	72	36	4-6	FSS2... ...R3 ...	13192	-	12431	10666	-	8314	15245	13100	8466	
		1	78	39	6-8	...R4 ...	14371	-	13475	11401	-	8643	16779	14262	8824	
		1	84	42	6-8	...R5 ...	15637	-	14602	12195	-	8993	18428	15511	9203	
		1	90	48	6-8	...R6 ...	17671	-	16399	13455	-	9535	21086	17514	9790	
		1	96	48	6-12	...R7 ...	18445	-	17087	13947	-	9762	22086	18276	10037	
		1	108	48	8-12	...R8 ...	19934	-	18407	14876	-	10172	24033	19748	10479	
		1	120	52	8-14	...R9 ...	22626	-	20788	16537	-	10874	27560	22401	11245	
		2	2	132	52	8-14	...R10 ...	24238	-	22217	17539	-	11311	29665	23990	11718
			2	144	52	10-16	...R11 ...	25848	-	23645	18542	-	11748	31771	25580	12193
	2		156	56	10-18	...R12 ...	29020	-	26447	20493	-	12569	35929	28707	13088	
	2		168	56	10-18	...R13 ...	30753	-	27983	21570	-	13034	38192	30414	13591	
	2		180	56	12-20	...R14 ...	32483	-	29516	22645	-	13501	40453	32120	14099	
	2		192	60	12-20	...R15 ...	36133	-	32746	24891	-	14440	45242	35718	15122	
	2		204	60	12-20	...R16 ...	37985	-	34384	26041	-	14936	47663	37545	15661	
	2		216	60	14-22	...R17 ...	39837	-	36024	27190	-	15432	50084	39371	16199	
	4		240	60	16-26	...R18 ...	43487	-	39249	29435	-	16369	54876	42968	17222	

! Notes

Wood grain direction is along the width dimension (w) on 1-section tops and depth dimension (d) on 2-section tops.

All top sizes are nominal; actual size may vary by +/-2%.

See the Terms & Options section at the front of the price list for POWER-DATA solutions.

Options include All Perimeter and Surface Power-Data EXCLUDING slide units and Dual Power-Comm Troughs.


Cutout width MUST be parallel to table width for Single Power-Comm Troughs, Power-Comm Recessed Consoles, and Tas units.

Tables will be in multiple sections depending on size; tops may further be in multiple pieces. See listings above.

Tables require field assembly.

Top Edges & Materials


... A Acid-Etched Glass
 GAB Black, GAW White
 Wood1 or 2 subtop




... B Back-Painted Glass
 S.BLK Black, S.BWT White
 Wood1 or 2 subtop



... C Acrylic Solid Surface
 Avonite® Polaris



... H HPL...
 Formica® 949 White




... M Marble
 Carrara Marble



... Q Quartz
 Cambria®-all standard colors*



... W Wood1
 Wood1 colors



TUOHY

Specify: Product No. & Qty
 Edge Shape
 Tagging
 Wood Finish

Specify base finish from TUOHY Resin Solid Color (SC) Offerings:
 MRB, MRBM, MRBZ, MRSA, MRTG, MRW

Conference: **Faraday**
Conventional Core Tops
 Center Plinth included in price

May 1, 2023

Conference Height 29.5h
Square SolidWd Edge 1.5th



Shape	sections	pcs	w	d	seats	Top Material/Code										
						FSW1...	...A	...L	...B	...C	...F	...H	...M	...Q	...W	
Rectangle	1	1	72	36	4-6	...R3 ...	13139	16323	13511	11744	9605	9393	16323	14180	9336	
		1	78	39	6-8	...R4 ...	14182	17907	14606	12532	10021	9773	17907	15394	9704	
		1	84	42	6-8	...R5 ...	15297	19606	15777	13373	10461	10171	19606	16689	10094	
		1	90	48	6-8	...R6 ...	17046	22300	17612	14669	11104	10748	22300	18731	10651	
		1	96	48	6-12	...R7 ...	17747	23349	18348	15208	11403	11027	23349	19540	10924	
		1	108	48	8-12	...R8 ...	19094	25390	19764	16230	11951	11528	25390	21103	11412	
		1	120	52	8-14	...R9 ...	21562	29126	22355	18101	12951	12440	29126	23965	12300	
		2	2	132	52	8-14	...R10 ...	23008	31321	23873	19194	13529	12968	31321	25645	12813
			2	144	52	10-16	...R11 ...	24454	33519	25392	20290	14106	13493	33519	27325	13324
	2		156	56	10-18	...R12 ...	27056	37601	28122	22169	14958	14244	37601	30381	14045	
	2		168	56	10-18	...R13 ...	28599	39951	29743	23330	15564	14795	39951	32175	14583	
	2		180	56	12-20	...R14 ...	30142	42301	31362	24492	16173	15347	42301	33968	15122	
	2		192	60	12-20	...R15 ...	33497	47385	34887	27034	17524	16582	47385	37860	16323	
	2		204	60	12-20	...R16 ...	35137	49890	36608	28265	18160	17160	49890	39770	16886	
	2		216	60	14-22	...R17 ...	36778	52391	38331	29496	18797	17738	52391	41678	17446	
	4		240	60	16-26	...R18 ...	40007	57346	41722	31905	20019	18840	57346	45441	18517	

Conference Height 30h
Square SolidWd Edge 2th



Shape	sections	pcs	w	d	seats	Top Material/Code										
						FSW2...	...A	...L	...B	...C	...F	...H	...M	...Q	...W	
Rectangle	1	1	72	36	4-6	...R3 ...	14603	16650	13840	12073	9932	9720	16650	14509	9872	
		1	78	39	6-8	...R4 ...	15877	18280	14981	12908	10394	10146	18280	15765	10325	
		1	84	42	6-8	...R5 ...	17240	20028	16200	13793	10882	10595	20028	17112	10803	
		1	90	48	6-8	...R6 ...	19384	22802	18114	15166	11601	11250	22802	19230	11505	
		1	96	48	6-12	...R7 ...	20236	23880	18880	15738	11936	11558	23880	20069	11830	
		1	108	48	8-12	...R8 ...	21884	25984	20358	16825	12546	12122	25984	21699	12429	
		1	120	52	8-14	...R9 ...	24888	29823	23054	18799	13647	13138	29823	24663	13506	
		2	2	132	52	8-14	...R10 ...	26658	32086	24636	19958	14292	13731	32086	26411	14137
			2	144	52	10-16	...R11 ...	28425	34347	26224	21118	14937	14328	34347	28159	14769
	2		156	56	10-18	...R12 ...	31646	38552	29074	23121	15909	15194	38552	31331	15711	
	2		168	56	10-18	...R13 ...	33532	40973	30767	24354	16586	15819	40973	33195	16374	
	2		180	56	12-20	...R14 ...	35424	43395	32457	25586	17266	16441	43395	35061	17037	
	2		192	60	12-20	...R15 ...	39502	48614	36115	28262	18752	17812	48614	39090	18492	
	2		204	60	12-20	...R16 ...	41511	51193	37912	29569	19463	18462	51193	41073	19188	
	2		216	60	14-22	...R17 ...	43522	53770	39707	30875	20176	19117	53770	43054	19884	
	4		240	60	16-26	...R18 ...	47486	58871	43247	33434	21545	20368	58871	46968	21222	

! Notes

Wood grain direction is along the width dimension (w) on 1-section tops and depth dimension (d) on 2-section tops.

All top sizes are nominal; actual size may vary by +/-2%.

See the Terms & Options section at the front of the price list for POWER-DATA solutions.

Options include All Perimeter and Surface Power-Data EXCLUDING slide units and Dual Power-Comm Troughs.

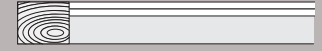
Cutout width MUST be parallel to table width for Single Power-Comm Troughs, Power-Comm Recessed Consoles, and Tas units.

Tables will be in multiple sections depending on size; tops may further be in multiple pieces. See listings above.

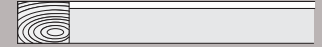
Tables require field assembly.

Top Edges & Materials


- ... A Acid-Etched Glass
GAB Black, GAW White
Wood1 solid edges
- ... L Acid-Etched Laminated Glass
Wood1 solid edges




- ... B Back-Painted Glass
S.BLK Black, S.BWT White
Wood1 solid edges



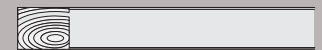
- ... C Acrylic Solid Surface
Avonite® Polaris, Wood1 solid edges



- ... F Faux Leather
Silex-all colors, Wood1 solid edges



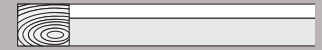
- ... H HPL
Formica® 949 White, Wood1 solid edges




- ... M Marble
Carrara Marble, Wood1 solid edges



- ... Q Quartz
Cambria®-all standard colors except
Matte™ and Luxury Design Series
Wood 1 or 2 subtop



- ... W Wood1
Wood1 veneer top and solid edges



TUOHY

Specify: Product No. & Qty
Edge Shape
Tagging
Wood Finish

Specify base finish from TUOHY Resin Solid Color (SC) Offerings:
MRB, MRBM, MRBZ, MRSA, MRTG, MRW

Specify Shape by Edge Code
58 59 67 68 7V
Square

Structural Core One-Piece Tops

Center Plinth included in price

Conference Height 29.5h

16 Degree Bevel Edge 1.5th



Prefix/Size


Top Material/Code

Shape	sections	pcs	w	d	seats	FBS1SB...	Top Material/Code									
							...A	...L	...B	...C	...F	...H	...M	...Q	...W	
Rectangle	1	1	96	32	6-10	...R19...	-	-	-	-	-	10423	-	-	10735	
			96	48	6-12	...R7...	-	-	-	-	-	12595	-	-	12595	
			120	36	8-12	...R20...	-	-	-	-	-	13195	-	-	13869	
			120	52	8-14	...R9...	-	-	-	-	-	15416	-	-	16393	
			144	36	10-14	...R21...	-	-	-	-	-	14767	-	-	16393	
			144	52	10-16	...R11...	-	-	-	-	-	17467	-	-	18647	




Top Edges & Materials

... H HPL
Formica® 949 White (PVC as self-edge)



... W Wood
Wood1 colors



! Notes

Wood grain direction is along the width dimension (w) on 1-section tops.

All structural core top sizes are in 1-section and cannot be sectioned further for handling or logistics purposes.

144w tables in Wood1 and Wood2 are dependent on veneer availability.

Glass surfaces 144w have two-piece construction on a single section subtop, with seam on-center.

Parametric sizing is available, up to -6in. width, -6in depth. Bevel Edge not available with parametric sizing.

All top sizes are nominal; actual size may vary by +/-2%.

See the Terms & Options section at the front of the price list for POWER-DATA solutions.

Options include All Perimeter and Surface Power-Data EXCLUDING slide units, Swivel Lids, TAS Units, and Dual Power-Comm Troughs.

Cutout width MUST be parallel to table width for Single Power-Comm Troughs.

Tables require field assembly.

Structural Core One-Piece Tops

Center Plinth included in price

Conference Height 29.5h



Square Metal Edge 1.5th

MRBAS Resin Brushed Aluminum Steel Tint

Shape	sections	pcs	w	d	seats	Prefix/Size	Top Material/Code								
							AEGlass	AELGlass	BPGlass	AcrylicSS	FauxLthr	HPL	Marble	Quartz	Wood1
Rectangle	1	1	96	32	6-10	FSM1SB...	...A	...L	...B	...C	...F	...H	...M	...Q	...W
			...R19 ...	-	-	-	-	-	11896	-	-	12207			
			96	48	6-12	...R7...	-	-	-	-	-	14066	-	-	14066
			120	36	8-12	...R20...	-	-	-	-	-	14665	-	-	15340
			120	52	8-14	...R9...	-	-	-	-	-	16888	-	-	17864
			144	36	10-14	...R21...	-	-	-	-	-	17676	-	-	18481
144	52	10-16	...R11...	-	-	-	-	-	20376	-	-	21556			

Conference Height 30h



Square Metal Edge 2th

MRBAS Resin Brushed Aluminum Steel Tint

Shape	sections	pcs	w	d	seats	Prefix/Size	Top Material/Code								
							AEGlass	AELGlass	BPGlass	AcrylicSS	FauxLthr	HPL	Marble	Quartz	Wood1
Rectangle	1	1	96	32	6-10	FSM2SB...	...A	...L	...B	...C	...F	...H	...M	...Q	...W
			...R19 ...	13073	-	13733	13459	-	-	-	-	-			
			96	48	6-12	...R7...	18789	-	16279	15721	-	-	-	-	-
			120	36	8-12	...R20...	21319	-	20739	17066	-	-	-	-	-
			120	52	8-14	...R9...	-	-	-	20147	-	-	-	-	-
			144	36	10-14	...R21...	-	-	-	20054	-	-	-	-	-
144	52	10-16	...R11...	-	-	-	23819	-	-	-	-	-			

Top Edges & Materials

... A Acid-Etched Glass
GAB Black, GAW White

... B Back-Painted Glass
S.BLK Black
S.BWT White

... C Acrylic Solid Surface
Avonite® Polaris

... H HPL
Formica® 949 White

... W Wood1
All colors

! Notes

Wood grain direction is along the width dimension (w) on 1-section tops.

All structural core top sizes are in 1-section and cannot be sectioned further for handling or logistics purposes.

144w tables in Wood1 and Wood2 are dependent on veneer availability.

Glass surfaces 144w have two-piece construction on a single section subtop, with seam on-center.

Parametric sizing is available, up to -6in. width, -6in depth. Bevel Edge not available with parametric sizing.

All top sizes are nominal; actual size may vary by +/-2%.

See the Terms & Options section at the front of the price list for POWER-DATA solutions.

Options include All Perimeter and Surface Power-Data EXCLUDING slide units, Swivel Lids, TAS Units, and Dual Power-Comm Troughs.

Cutout width MUST be parallel to table width for Single Power-Comm Troughs.

Tables require field assembly.

Structural Core One-Piece Tops

Center Plinth included in price

Conference Height 29.5h
Square Self Edge 1.5th



Shape	sections	pcs	w	d	seats	Prefix/Size	Top Material/Code									
							AEGlass	AELGlass	BPGlass	AcrylicSS	FauxLthr	HPL	Marble	Quartz	Wood1	
Rectangle	1	1	96	32	6-10	FSS1SB...	...A	...L	...B	...C	...F	...H	...M	...Q	...W	
			96	48	6-12	...R19...	-	-	-	-	-	10423	-	-	10735	
			120	36	8-12	...R7...	-	-	-	-	-	12595	-	-	12595	
			120	52	8-14	...R20...	-	-	-	-	-	13195	-	-	13869	
			144	36	10-14	...R9...	-	-	-	-	-	15416	-	-	16393	
			144	52	10-16	...R21...	-	-	-	-	-	14767	-	-	16393	
			144	52	10-16	...R11...	-	-	-	-	17467	-	-	18647		


Conference Height 30h
Square Self Edge 2th




Shape	sections	pcs	w	d	seats	Prefix/Size	Top Material/Code									
							AEGlass	AELGlass	BPGlass	AcrylicSS	FauxLthr	HPL	Marble	Quartz	Wood1	
Rectangle	1	1	96	32	6-10	FSS2SB...	...A	...L	...B	...C	...F	...H	...M	...Q	...W	
			96	48	6-12	...R19...	-	-	-	11928	-	-	-	-	-	
			120	36	8-12	...R7...	-	-	-	14191	-	-	-	-	-	
			120	52	8-14	...R20...	-	-	-	15536	-	-	-	-	-	
			144	36	10-14	...R9...	-	-	-	18616	-	-	-	-	-	
			144	52	10-16	...R21...	-	-	-	17564	-	-	-	-	-	
			144	52	10-16	...R11...	-	-	-	21331	-	-	-	-		

Top Edges & Materials


... C Acrylic Solid Surface
 Avonite® Polaris



... H HPL...
 Formica® 949 White



... W Wood1
 Wood1 colors



! Notes

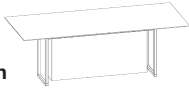
- Wood grain direction is along the width dimension (w) on 1-section tops.
- All structural core top sizes are in 1-section and cannot be sectioned further for handling or logistics purposes.
- 144w tables in Wood1 and Wood2 are dependent on veneer availability.
- Glass surfaces 144w have two-piece construction on a single section subtop, with seam on-center.
- Parametric sizing is available, up to -6in. width, -6in depth. Bevel Edge not available with parametric sizing.
- All top sizes are nominal; actual size may vary by +/-2%.
- See the Terms & Options section at the front of the price list for POWER-DATA solutions.
- Options include All Perimeter and Surface Power-Data EXCLUDING slide units, Swivel Lids, TAS Units, and Dual Power-Comm Troughs.
- Cutout width MUST be parallel to table width for Single Power-Comm Troughs.
- Tables require field assembly.

Structural Core One-Piece Tops

Center Plinth included in price

Collaborative Height 40.0h

16 Degree Bevel Edge 1.5th



Prefix/Size


Top Material/Code

Shape	sections	pcs	w	d	seats	Top Material/Code									
						FBS1SBC...	...A	...L	...B	...C	...F	...H	...M	...Q	...W
Rectangle	1	1	96	32	6-10	...R19 ...	-	-	-	-	-	10864	-	-	11176
			96	48	6-12	...R7...	-	-	-	-	-	13035	-	-	13035
			120	36	8-12	...R20...	-	-	-	-	-	13740	-	-	14415
			120	52	8-14	...R9...	-	-	-	-	-	15963	-	-	16939
			144	36	10-14	...R21...	-	-	-	-	-	15420	-	-	16224
			144	52	10-16	...R11...	-	-	-	-	-	18119	-	-	19299




Top Edges & Materials

... H HPL
Formica® 949 White (PVC as self-edge)



... W Wood
Wood1 colors



! Notes

Wood grain direction is along the width dimension (w) on 1-section tops.

All structural core top sizes are in 1-section and cannot be sectioned further for handling or logistics purposes.

144w tables in Wood1 and Wood2 are dependent on veneer availability.

Glass surfaces 144w have two-piece construction on a single section subtop, with seam on-center.

Parametric sizing is available, up to -6in. width, -6in depth. Bevel Edge not available with parametric sizing.

All top sizes are nominal; actual size may vary by +/-2%.

See the Terms & Options section at the front of the price list for POWER-DATA solutions.

Options include All Perimeter and Surface Power-Data EXCLUDING slide units, Swivel Lids, TAS Units, and Dual Power-Comm Troughs.

Cutout width MUST be parallel to table width for Single Power-Comm Troughs.

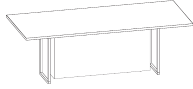
Tables require field assembly.

Structural Core One-Piece Tops
Center Plinth included in price

Collaborative Height 40.0h

Square Metal Edge 1.5th

MRBAS Resin Brushed Aluminum Steel Tint

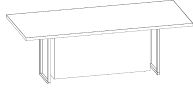


Shape	sections	pcs	w	d	seats	Top Material/Code									
						FSM1SBC...	...A	...L	...B	...C	...F	...H	...M	...Q	...W
Rectangle	1	1	96	32	6-10	...R19 ...	-	-	-	-	-	12336	-	-	12647
			96	48	6-12	...R7...	-	-	-	-	-	14507	-	-	14507
			120	36	8-12	...R20...	-	-	-	-	-	15212	-	-	15886
			120	52	8-14	...R9...	-	-	-	-	-	17434	-	-	18410
			144	36	10-14	...R21...	-	-	-	-	-	18329	-	-	19132
			144	52	10-16	...R11...	-	-	-	-	-	21028	-	-	22208

Collaborative Height 40.5h

Square Metal Edge 2th

MRBAS Resin Brushed Aluminum Steel Tint



Shape	sections	pcs	w	d	seats	Top Material/Code									
						FSM2SBC...	...A	...L	...B	...C	...F	...H	...M	...Q	...W
Rectangle	1	1	96	32	6-10	...R19 ...	15952	-	14174	13900	-	-	-	-	-
			96	48	6-12	...R7...	19229	-	16719	16160	-	-	-	-	-
			120	36	8-12	...R20...	21866	-	21284	17612	-	-	-	-	-
			120	52	8-14	...R9...	-	-	-	20693	-	-	-	-	-
			144	36	10-14	...R21...	-	-	-	20706	-	-	-	-	-
			144	52	10-16	...R11...	-	-	-	24471	-	-	-	-	-

Top Edges & Materials

... A Acid-Etched Glass
GAB Black, GAW White

... B Back-Painted Glass
S.BLK Black
S.BWT White

... C Acrylic Solid Surface
Avonite® Polaris

... H HPL
Formica® 949 White

... W Wood1
All colors

! Notes

Wood grain direction is along the width dimension (w) on 1-section tops.

All structural core top sizes are in 1-section and cannot be sectioned further for handling or logistics purposes.

144w tables in Wood1 and Wood2 are dependent on veneer availability.

Glass surfaces 144w have two-piece construction on a single section subtop, with seam on-center.

Parametric sizing is available, up to -6in. width, -6in depth. Bevel Edge not available with parametric sizing.

All top sizes are nominal; actual size may vary by +/-2%.

See the Terms & Options section at the front of the price list for POWER-DATA solutions.

Options include All Perimeter and Surface Power-Data EXCLUDING slide units, Swivel Lids, TAS Units, and Dual Power-Comm Troughs.

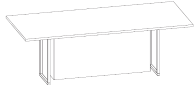
Cutout width MUST be parallel to table width for Single Power-Comm Troughs.

Tables require field assembly.

Structural Core One-Piece Tops

Center Plinth included in price

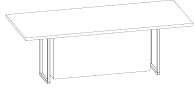
Collaborative Height 40.0h
Square Self Edge 1.5th



Shape	sections	pcs	w	d	seats	Prefix/Size	Top Material/Code									
							AEGlass	AELGlass	BPGlass	AcrylicSS	FauxLthr	HPL	Marble	Quartz	Wood1	
Rectangle	1	1	96	32	6-10	FSS1SBC...	...A	...L	...B	...C	...F	...H	...M	...Q	...W	
			96	48	6-12	...R19...	-	-	-	-	-	10864	-	-	11176	
			120	36	8-12	...R7...	-	-	-	-	-	13035	-	-	13035	
			120	52	8-14	...R20...	-	-	-	-	-	13740	-	-	14415	
			144	36	10-14	...R9...	-	-	-	-	-	15963	-	-	16939	
			144	52	10-16	...R21...	-	-	-	-	-	15420	-	-	16224	
			144	52	10-16	...R11...	-	-	-	-	18119	-	-	19299		



Collaborative Height 40.5h
Square Self Edge 2th



Shape	sections	pcs	w	d	seats	Prefix/Size	Top Material/Code									
							AEGlass	AELGlass	BPGlass	AcrylicSS	FauxLthr	HPL	Marble	Quartz	Wood1	
Rectangle	1	1	96	32	6-10	FSS2SBC...	...A	...L	...B	...C	...F	...H	...M	...Q	...W	
			96	48	6-12	...R19...	-	-	-	12369	-	-	-	-	-	
			120	36	8-12	...R7...	-	-	-	14632	-	-	-	-	-	
			120	52	8-14	...R20...	-	-	-	16081	-	-	-	-	-	
			144	36	10-14	...R9...	-	-	-	19162	-	-	-	-	-	
			144	52	10-16	...R21...	-	-	-	18217	-	-	-	-	-	
			144	52	10-16	...R11...	-	-	-	21982	-	-	-	-		




Top Edges & Materials


... C Acrylic Solid Surface
 Avonite® Polaris



... H HPL...
 Formica® 949 White



... W Wood1
 Wood1 colors



! Notes

Wood grain direction is along the width dimension (w) on 1-section tops.

All structural core top sizes are in 1-section and cannot be sectioned further for handling or logistics purposes.

144w tables in Wood1 and Wood2 are dependent on veneer availability.

Glass surfaces 144w have two-piece construction on a single section subtop, with seam on-center.

Parametric sizing is available, up to -6in. width, -6in depth. Bevel Edge not available with parametric sizing.

All top sizes are nominal; actual size may vary by +/-2%.

See the Terms & Options section at the front of the price list for POWER-DATA solutions.

Options include All Perimeter and Surface Power-Data EXCLUDING slide units, Swivel Lids, TAS Units, and Dual Power-Comm Troughs.

Cutout width MUST be parallel to table width for Single Power-Comm Troughs.

Tables require field assembly.

Structural Core One-Piece Tops

No Center Plinth Included

Conference Height 29.5h

16 Degree Bevel Edge 1.5th



Prefix/Size


Top Material/Code

Shape	sections	pcs	w	d	seats	FBS1S...	Top Material/Code									
							...A	...L	...B	...C	...F	...H	...M	...Q	...W	
Rectangle	1	1	96	32	6-10	...R19...	-	-	-	-	-	8581	-	-	5528	
			96	48	6-12	...R7...	-	-	-	-	-	10708	-	-	10708	
			120	36	8-12	...R20...	-	-	-	-	-	11055	-	-	7614	
			120	52	8-14	...R9...	-	-	-	-	-	13233	-	-	14209	
			144	36	10-14	...R21...	-	-	-	-	-	12332	-	-	8963	
			144	52	10-16	...R11...	-	-	-	-	-	14987	-	-	16167	




Top Edges & Materials

... H HPL
Formica® 949 White (PVC as self-edge)



... W Wood
Wood1 colors



! Notes

Wood grain direction is along the width dimension (w) on 1-section tops.

All structural core top sizes are in 1-section and cannot be sectioned further for handling or logistics purposes.

144w tables in Wood1 and Wood2 are dependent on veneer availability.

Glass surfaces 144w have two-piece construction on a single section subtop, with seam on-center.

Parametric sizing is available, up to -6in. width, -6in depth. Bevel Edge not available with parametric sizing.

All top sizes are nominal; actual size may vary by +/-2%.

See the Terms & Options section at the front of the price list for POWER-DATA solutions.

Options include All Perimeter and Surface Power-Data EXCLUDING slide units, Swivel Lids, TAS Units, and Dual Power-Comm Troughs.

Cutout width MUST be parallel to table width for Single Power-Comm Troughs.

Tables require field assembly.

Structural Core One-Piece Tops

No Center Plinth Included

Conference Height 29.5h

Square Metal Edge 1.5th

MRBAS Resin Brushed Aluminum Steel Tint



Shape	sections	pcs	w	d	seats	Top Material/Code									
						FSM1S...	...A	...L	...B	...C	...F	...H	...M	...Q	...W
Rectangle	1	1	96	32	6-10	...R19...	-	-	-	-	-	10052	-	-	10365
			96	48	6-12	...R7...	-	-	-	-	-	12181	-	-	12181
			120	36	8-12	...R20...	-	-	-	-	-	12527	-	-	13201
			120	52	8-14	...R9...	-	-	-	-	-	14705	-	-	15681
			144	36	10-14	...R21...	-	-	-	-	-	15240	-	-	16045
			144	52	10-16	...R11...	-	-	-	-	-	17896	-	-	19077

Conference Height 30h

Square Metal Edge 2th

MRBAS Resin Brushed Aluminum Steel Tint



Shape	sections	pcs	w	d	seats	Top Material/Code									
						FSM2S...	...A	...L	...B	...C	...F	...H	...M	...Q	...W
Rectangle	1	1	96	32	6-10	...R19...	11232	-	11892	11615	-	-	-	-	-
			96	48	6-12	...R7...	16902	-	14392	14927	-	-	-	-	-
			120	36	8-12	...R20...	19180	-	18599	14927	-	-	-	-	-
			120	52	8-14	...R9...	-	-	-	17963	-	-	-	-	-
			144	36	10-14	...R21...	-	-	-	17618	-	-	-	-	-
			144	52	10-16	...R11...	-	-	-	21340	-	-	-	-	-

Top Edges & Materials

... A Acid-Etched Glass
GAB Black, GAW White

... B Back-Painted Glass
S.BLK Black
S.BWT White

... C Acrylic Solid Surface
Avonite® Polaris

... H HPL
Formica® 949 White

... W Wood1
All colors

! Notes

Wood grain direction is along the width dimension (w) on 1-section tops.

All structural core top sizes are in 1-section and cannot be sectioned further for handling or logistics purposes.

144w tables in Wood1 and Wood2 are dependent on veneer availability.

Glass surfaces 144w have two-piece construction on a single section subtop, with seam on-center.

Parametric sizing is available, up to -6in. width, -6in depth. Bevel Edge not available with parametric sizing.

All top sizes are nominal; actual size may vary by +/-2%.

See the Terms & Options section at the front of the price list for POWER-DATA solutions.

Options include All Perimeter and Surface Power-Data EXCLUDING slide units, Swivel Lids, TAS Units, and Dual Power-Comm Troughs.

Cutout width MUST be parallel to table width for Single Power-Comm Troughs.

Tables require field assembly.

Structural Core One-Piece Tops

No Center Plinth included

Conference Height 29.5h
Square Self Edge 1.5th



Shape	sections	pcs	w	d	seats	Prefix/Size	Top Material/Code												
							AEGlass	AELGlass	BPGlass	AcrylicSS	FauxLthr	HPL	Marble	Quartz	Wood1				
Rectangle	1	1	96	32	6-10	FSS1S...	
		
			96	48	6-12	...R19...	-	-	-	-	-	8581	-	-	5528				
			120	36	8-12	...R7...	-	-	-	-	-	10708	-	-	10708				
			120	36	8-12	...R20...	-	-	-	-	-	11055	-	-	7614				
			120	52	8-14	...R9...	-	-	-	-	-	13233	-	-	14209				
144	36	10-14	...R21...	-	-	-	-	-	12332	-	-	8963							
144	52	10-16	...R11...	-	-	-	-	-	14987	-	-	16167							

Conference Height 30h
Square Self Edge 2th




Shape	sections	pcs	w	d	seats	Prefix/Size	Top Material/Code												
							AEGlass	AELGlass	BPGlass	AcrylicSS	FauxLthr	HPL	Marble	Quartz	Wood1				
Rectangle	1	1	96	32	6-10	FSS2S...	
		
			96	48	6-12	...R19...	-	-	-	10087	-	-	-	-	-				
			120	36	8-12	...R7...	-	-	-	12304	-	-	-	-	-				
			120	36	8-12	...R20...	-	-	-	13397	-	-	-	-	-				
			120	52	8-14	...R9...	-	-	-	16432	-	-	-	-	-				
144	36	10-14	...R21...	-	-	-	15130	-	-	-	-	-							
144	52	10-16	...R11...	-	-	-	18851	-	-	-	-	-							

Top Edges & Materials


... C Acrylic Solid Surface
Avonite® Polaris



... H HPL...
Formica® 949 White



... W Wood1
Wood1 colors



! Notes

Wood grain direction is along the width dimension (w) on 1-section tops.

All structural core top sizes are in 1-section and cannot be sectioned further for handling or logistics purposes.

144w tables in Wood1 and Wood2 are dependent on veneer availability.

Glass surfaces 144w have two-piece construction on a single section subtop, with seam on-center.

Parametric sizing is available, up to -6in. width, -6in depth. Bevel Edge not available with parametric sizing.

All top sizes are nominal; actual size may vary by +/-2%.

See the Terms & Options section at the front of the price list for POWER-DATA solutions.

Options include All Perimeter and Surface Power-Data EXCLUDING slide units, Swivel Lids, TAS Units, and Dual Power-Comm Troughs.

Cutout width MUST be parallel to table width for Single Power-Comm Troughs.

Tables require field assembly.

PRICING & SPECIFICATION GUIDE
Geneva Conference

May 1, 2023

TUOHY



Conference: **Geneva**

Drawer Layouts	CG3
Wall Visual Boards	CG4
Marker Boards	CG4
Wall Rails	CG4
Wall Shelves	CG4
Lecterns	CG5
Towers	CG5
Utility/Phone/Fax Consoles	CG5
Credenzas	CG6
Buffet Credenzas	CG7
Interior Box Drawers	CG8
Square Tables	CG9
Round Tables	CG9
3-Sided Tables	CG9
Rectangular Tables	CG10
Boat Tables	CG10
Ellipse Tables	CG10
Video Conference Tables	CG11

Design:
Halsey, McCormack & Helmer



Drawer Layouts: Plan View

Slides: Side-Mount


Pedestal Units 20d
Drawers 16d

18w 30w 36w

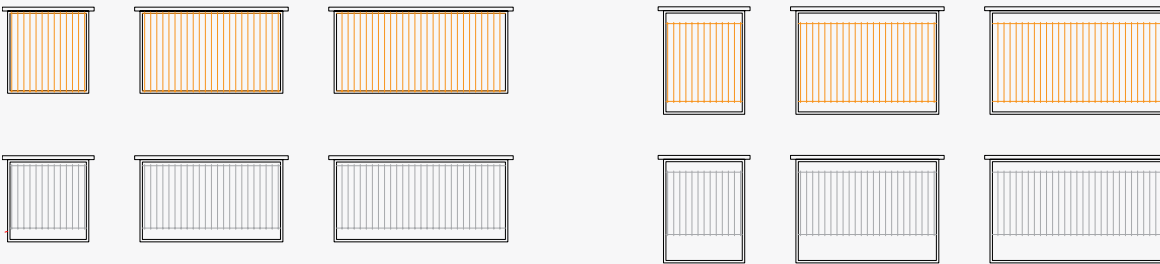
Pedestal Units 24d
Drawers 20.1d

18w 30w 36w

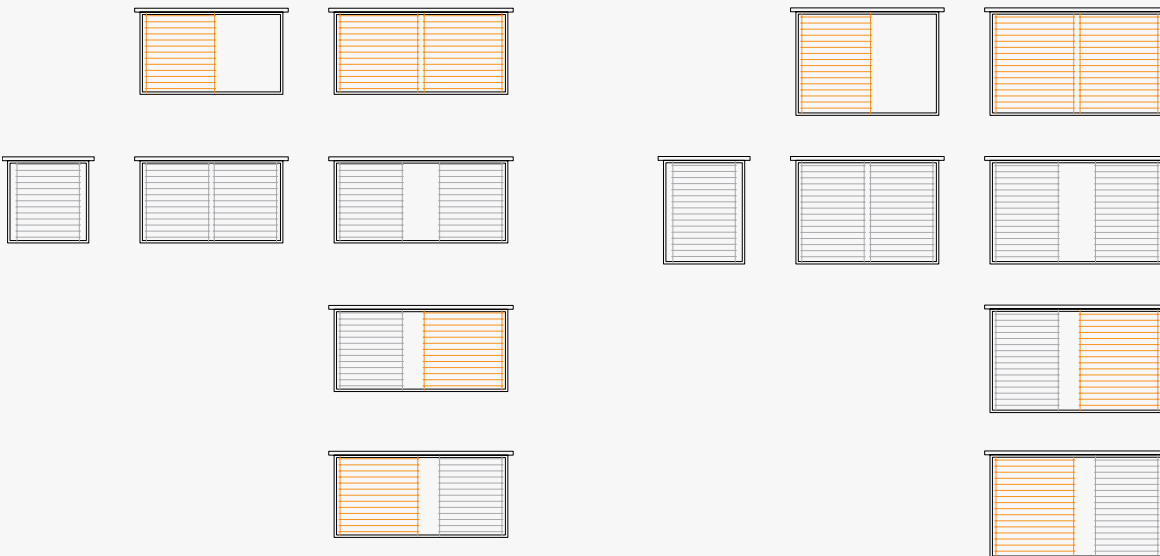
Box Drawers w Divider



File Drawers: Lateral



File Drawers: Front-to-Back



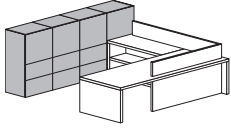
DRAWER CONSTRUCTION

A fine point for a quality casegood product is the inner drawer construction. Each TUOHY casegood offers you uncompromised excellence in this area as well. Drawer boxes are constructed with dovetail joinery for maximum durability. The drawer face is mounted separately to this box (i.e., five-sided construction) to maintain integrity.

Drawer bottoms are dadoed on all four sides. Slides for box drawers are rated at 100 pounds per drawer; slides for file drawers are rated at a heavy duty 150 pound load per drawer. All slides have progressive action.

Box drawers have a removable divider, adjustable when depicted (±). File drawers have suspension rods for filing laterally or front-to-back, as depicted. For Drawers for Lap Area, Drawer Pencil Tray, and Locks: See the Introduction/Terms-Options section of the Master Price List, page 12.

Towers



	Product No.	List \$	Product No.	List \$	Product No.	List \$
18w 72h 3.5 Base	15d				24d	
• Shelving	• GSTU.1815.72.3	4605			GSTU.1824.72.3	5792
• Cabinet LH	• GLTU.1815.72.3	4825			GLTU.1824.72.3	6029
Cabinet RH	GRTU.1815.72.3	4825			GRTU.1824.72.3	6029
Garment LH	—				GLGU.1824.72.3	5598
Garment RH	—				GRGU.1824.72.3	5598
30w 72h 3.5 Base	15d				24d	
Shelving	GSTU.3015.72.3	5796			—	
Cabinet	GDTU.3015.72.3	6165			GDTU.3024.72.3	9048
Cabinet-Garment	—				GCGU.3024.72.3	8655
Garment-Cabinet	—				GGCU.3024.72.3	8655
Garment	—				GDGU.3024.72.3	8266
36w 72h 3.5 Base	15d				24d	
Shelving	GSTU.3615.72.3	6392			—	
• Cabinet	GDTU.3615.72.3	6828			• GDTU.3624.72.3	9830
Cabinet-Garment	—				GCGU.3624.72.3	9398
Garment-Cabinet	—				GGCU.3624.72.3	9398
Garment	—				GDGU.3624.72.3	8961

Items listed above have Wood1 surfaces and an MBN Brushed Nickel base/leg frame.

Cabinet units have adjustable interior wood shelves.

Backs are fully closed and unfinished on the rear face.

+ Options:

For closed backs that are finished on the rear face, change the 4th digit to F, add \$411.

For faux-leather doors, specify Option LF add \$1004 per door.

For faux-leather stitched doors, specify Option SF add \$1586 per door (contrasting stitch is standard).

For door locks, specify Option DL and add \$240.

Utility/Phone/Fax Consoles



	15d		20d		24d	
30w 30h 12 Base -						
Phone-Fax UnfinishedBk	GDPU.3015.30.12	4116	GDPU.3020.30.12	4340	GDPU.3024.30.12	4437
Phone-Fax Finished Back	GDPF.3015.30.12	4243	GDPF.3020.30.12	4471	GDPF.3024.30.12	4564
• Phone-Fax Open FinishBk	GDPO.3015.30.12	4557	GDPO.3020.30.12	4795	GDPO.3024.30.12	4891
30w 30h 3.5 Base -						
Phone-Fax UnfinishedBk	GDPU.3015.30.3	4206	GDPU.3020.30.3	4437	GDPU.3024.30.3	4537
Phone-Fax Finished Back	GDPF.3015.30.3	4339	GDPF.3020.30.3	4564	GDPF.3024.30.3	4666
• Phone-Fax Open FinishBk	GDPO.3015.30.3	4652	GDPO.3020.30.3	4891	GDPO.3024.30.3	4989

! Notes

Units are available with a closed or open shelf/back, as listed above.

Prices shown are for Wood1 finishes; see the General Information section for other finish options.

Items listed above have an open wood shelf and MBN Brushed Nickel base/leg frame.

Credenzas have a kerf detail along edges and vertical corners.

Cabinet door locks are included.

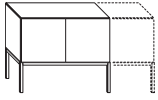
+ Options:

For Silex faux-leather doors, specify Option LF and add \$1596.

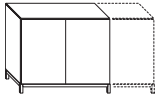
For Silex faux-leather stitched doors, specify Option SF and add \$2170.

For customer-supplied and installed stone tops, specify Option ST (no price change); templates provided..

Credenzas



		ProdNo.	List \$	ProdNo.	List \$	ProdNo.	List \$	
30h 12 Base	CredBack	15d		20d		24d		
Credenza 30h 12 Base	Unfinished	GC151-	476	GC201-	508	GC241-	519	
Credenza 30h 12 Base	Finished	GD151-	476	GD201-	508	GD241-	519	
Ped Back Unfinished →	w	↑	↑	↑	↑	↑	↑	Finished Back Add \$
Shelving 15w	15	B	2174	B	2361	B	2554	55
Shelving 18w	18	C	2281	C	2477	C	2680	66
Shelving 30w	30	E	2698	E	2916	E	3139	121
Shelving 36w	36	F	3014	F	3243	F	3474	138
Cabinet-LH 15w	15	N	2713	N	2910	N	3110	55
Cabinet-LH 18w	18	P	2822	P	3028	P	3240	66
Cabinet-RH 15w	15	R	2713	R	2910	R	3110	55
Cabinet-RH 18w	18	S	2822	S	3028	S	3240	66
Double Cabinet 30w	30	U	3399	U	3632	U	3860	121
Double Cabinet 36w	36	V	3565	V	3808	V	4046	138
Box/File 18w	18	—	—	M	3506	M	3699	140
3Box 18w	18	—	—	D	3854	D	4051	140
LatBox/LatFile 30w	30	—	—	T	4193	T	4414	140
LatBox/LatFile 36w	36	—	—	G	4604	G	4851	231



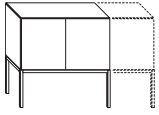
		ProdNo.	List \$	ProdNo.	List \$	ProdNo.	List \$	
30h 3.5 Base	CredBack	15d		20d		24d		
Credenza 30h 3.5 Base	Unfinished	GC15-	515	GC20-	550	GC24-	579	
Credenza 30h 3.5 Base	Finished	GD15-	515	GD20-	550	GD24-	579	
Ped Back Unfinished →	w	↑	↑	↑	↑	↑	↑	Finished Back Add \$
Shelving 15w	15	B	2365	B	2568	B	2774	59
Shelving 18w	18	C	2476	C	2695	C	2910	74
Shelving 30w	30	E	2935	E	3172	E	3412	133
Shelving 36w	36	F	3276	F	3523	F	3778	157
Cabinet-LH 15w	15	N	2932	N	3147	N	3364	59
Cabinet-LH 18w	18	P	3049	P	3276	P	3505	74
Cabinet-RH 15w	15	R	2932	R	3147	R	3364	59
Cabinet-RH 18w	18	S	3049	S	3276	S	3505	74
Double Cabinet 30w	30	U	3680	U	3932	U	4176	133
Double Cabinet 36w	36	V	3854	V	4122	V	4381	157
2File 18w	18	—	—	W	3682	W	3849	161
2Box/File 18w	18	—	—	Y	3832	Y	4027	161
4Box 18w	18	—	—	0	4181	0	4376	161
2LatFile 30w	30	—	—	2	4462	2	4683	255
2LatFile 36w	36	—	—	3	4886	3	5133	285
2LatBox/LatFile 30w	30	—	—	6	4775	6	4993	255
2LatBox/LatFile 36w	36	—	—	7	5215	7	5465	285
LatBox/DbiCab 30w	30	—	—	8	4589	8	4810	133
LatBox/DbiCab 36w	36	—	—	9	4910	9	5157	157

See the ordering information on the opposite page.

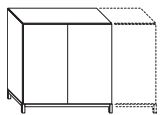
! Note:

All file drawers at 20d, listed above and on opposite page, have front-to-back filing only for legal size files.

Buffet Credenzas



		ProdNo.	List \$	ProdNo.	List \$	ProdNo.	List \$	
36h 15 Base	CredBack	15d		20d		24d		
Buffet 36h 15 Base	Unfinished	GE151-	515	GE201-	550	GE241-	579	
Buffet 36h 15 Base	Finished	GF151-	515	GF201-	550	GF241-	579	
Ped Back Unfinished →	w	↑	↑	↑	↑	↑	↑	Finished Back Add \$
Shelving 15w	15	B	2365	B	2568	B	2774	58
Shelving 18w	18	C	2476	C	2695	C	2910	67
Shelving 30w	30	E	2935	E	3172	E	3412	128
Shelving 36w	36	F	3276	F	3523	F	3778	141
Cabinet-LH 15w	15	N	2932	N	3147	N	3364	58
Cabinet-LH 18w	18	P	3049	P	3276	P	3505	67
Cabinet-RH 15w	15	R	2932	R	3147	R	3364	58
Cabinet-RH 18w	18	S	3049	S	3276	S	3505	67
Double Cabinet 30w	30	U	3680	U	3932	U	4176	128
Double Cabinet 36w	36	V	3854	V	4122	V	4381	141
LatBox/DblCab 30w	30	—	—	8	4589	8	4810	128
LatBox/DblCab 36w	36	—	—	9	4910	9	5157	141



		ProdNo.	List \$	ProdNo.	List \$	ProdNo.	List \$	
36h 3.5 Base	CredBack	15d		20d		24d		
Buffet 36h 3.5 Base	Unfinished	GE15-	538	GE20-	571	GE24-	605	
Buffet 36h 3.5 Base	Finished	GF15-	538	GF20-	571	GF24-	605	
Ped Back Unfinished →	w	↑	↑	↑	↑	↑	↑	Finished Back Add \$
Shelving 15w	15	B	2480	B	2697	B	2911	60
Shelving 18w	18	C	2602	C	2827	C	3054	78
Shelving 30w	30	E	3080	E	3333	E	3589	139
Shelving 36w	36	F	3439	F	3699	F	3259	163
Cabinet-LH 15w	15	N	3068	N	3293	N	3516	60
Cabinet-LH 18w	18	P	3195	P	3429	P	3667	78
Cabinet-RH 15w	15	R	3068	R	3293	R	3516	60
Cabinet-RH 18w	18	S	3195	S	3429	S	3667	78
Double Cabinet 30w	30	U	3849	U	4116	U	4375	139
Double Cabinet 36w	36	V	4036	V	4316	V	4592	163
LatBox/2LatFile 30w	30	—	—	4	5078	4	5324	271
LatBox/2LatFile 36w	36	—	—	5	5542	5	5814	297
LatBox/DblCab 30w	30	—	—	8	4803	8	5033	139
LatBox/DblCab 36w	36	—	—	9	5140	9	5403	163

How to Order Credenzas and Buffet Credenzas:

Choose the Credenza or Buffet format desired from each of the four listings above and on the opposite page. Note the ProdNo and List \$ that correspond to the depth and back (finished/unfinished) desired. Follow the ProdNo column down until you have located the first (left-most) pedestal desired, then append the letter/number code to the original item number and add the price to the original price. Continue adding pedestals in this manner until your unit is complete. The overall credenza or buffet width will be the accumulated widths of all pedestals chosen; the overall price will be the accumulated prices and the final item number will be the original number plus all of the letter codes for the pedestals added. The maximum running width is 120 inches; units over 72 inches ship in two sections and require assembly. Tops are finished. See also the information on the following page.

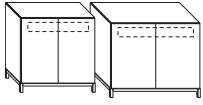
Sample Order

36h, 3.5 Base, 20d, Finished Back

w	ProdNo	List \$	Add \$
--	GF20-	571	0
18	P	3429	+78
36	5	5542	+297
18	S	3429	+78

GF20-P5S = \$13424 List

Interior Box Drawers



	ProdNo.	List \$	ProdNo.	List \$	ProdNo.	List \$
Interior Box Drawers	15d		20d		24d	
• Int BoxDwr 30w Cabinet Modules	GB3015	775	GB3020	877	GB3024	945
• Int BoxDwr 36w Cabinet Modules	GB3615	847	GB3620	956	GB3624	1023

Interior Box Drawers may be added to any cabinet and are field-installed.
 Interior Box Drawers have a matching veneer drawer face.
 Dimensions: Full interior width minus allowance for cabinet hinges; full interior depth; 6h

! Notes—for all Credenzas and Buffet Credenzas

The maximum running width is 120 inches; units over 72 inches ship in two sections and require assembly.

Prices shown here regard Wood1 finishes; note surcharges for Wood2 finish.

Geneva credenzas are not modular. Tops, faces and back panels are each made from single pieces of veneer to guarantee consistency of grain and color.

Items listed above have Wood1 surfaces, an unfinished back, and an MBN Brushed Nickel base/leg frame.

Credenzas have a kerf detail along edges and vertical corners.

All cabinet and drawer pedestals include locks.

+ Options:

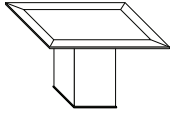
For Silex faux-leather doors, specify Option LF and add \$799 per door.

For Silex faux-leather stitched doors, specify Option SF and add \$1088 per door.

For drawer/door locks, specify Option DL and add \$230 per door or drawer. No locks available on faux leather doors.

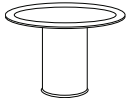
For customer-supplied and installed stone tops, specify Option ST (no price change); templates provided.

Square Tables



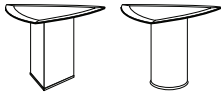
Product No.	List \$	Product No.	List \$	Product No.	List \$
1-Section			Square Plinth		
SquareTbl-1 42w 42d		GES.42	4562		
• SquareTbl-1 48w 48d		GES.48	4926		
SquareTbl-1 54w 54d		GES.54	5506		
SquareTbl-1 60w 60d		GES.60	6018		

Round Tables



Product No.	List \$	Product No.	List \$	Product No.	List \$
1-Section			Cylinder Base		
RoundTbl-1 42 diam		GEC.42	5350		
• RoundTbl-1 48 diam		GEC.48	6016		
RoundTbl-1 54 diam		GEC.54	6650		
RoundTbl-1 60 diam		GEC.60	7474		
2-Section			Cylinder Base		
RoundTbl-2 66 diam		GEC.66	7639		
RoundTbl-2 72 diam		GEC.72	9011		

3-Sided Tables



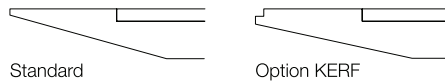
Product No.	List \$	Product No.	List \$	Product No.	List \$
1-Section			Triangular Base		Cylinder Base
• 3-SidedTbl-1 48 per side		GET.48.T	7365	GET.48.C	6929
3-SidedTbl-1 54 per side		GET.54.T	8228	GET.54.C	7682
3-SidedTbl-1 60 per side		GET.60.T	9310	GET.60.C	8662

! Notes:

Units above are standard with Wood1 tops and Wood1 bases.
An eased edge detail is standard on tops; see kerf option below.

+ Options:

For Silex faux-leather top, specify Option LT, add 25%.
For Silex faux-leather stitched top, specify Option SLT, add 30% (contrasting stitch is standard).
For Silex faux-leather base, specify Option LB, add 35%.
For Silex faux-leather base stitched, specify Option SB, add 40% (contrasting stitch is standard).
For tops ready for customer-installed stone, specify Option GT.
Power management solutions are available in the Options section of the price schedule.
For kerf edge detail, specify Option KERF, add 3%.

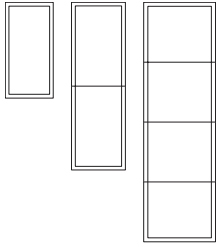


Specify: Product Number
Quantity
Tagging
Wood Finish

• Denotes Item is illustrated.
‡ Requires field sub-assembly.
Prices listed in Wood1 Finishes.
Stitched Silex faux-leather has contrasting stitch; other colors available.

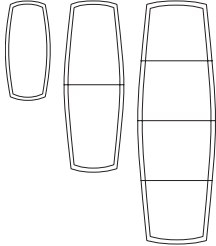
Metal finish is MBN Brushed Nickel.

Rectangular Tables



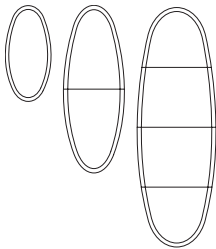
	Product No.	List \$	Product No.	List \$	Product No.	List \$
1-Section	Panel Base		Bowed Panel Base		Rect.Plinth Base	
RectangleTbl-1 84w 42d	GER.8442.P	7445	GER.8442.B	7968	GER.8442.R	7765
RectangleTbl-1 96w 48d	GER.9648.P	8824	GER.9648.B	9344	GER.9648.R	9143
RectangleTbl-1 108w 48d	GER.10848.P	9446	GER.10848.B	9967	GER.10848.R	9763
RectangleTbl-1 120w 48d	GER.12048.P	10480	GER.12048.B	10998	GER.12048.R	10796
2-Section	Panel Base		Bowed Panel Base		Rect. Plinth Base	
RectangleTbl-2 132w 48d	GER.13248.P	11250	GER.13248.B	11776	GER.13248.R	11569
RectangleTbl-2 144w 48d	GER.14448.P	13961	GER.14448.B	14482	GER.14448.R	14276
RectangleTbl-2 156w 54d	GER.15654.P	17203	GER.15654.B	17984	GER.15654.R	17676
RectangleTbl-2 168w 54d	GER.16854.P	19395	GER.16854.B	20177	GER.16854.R	19870
RectangleTbl-2 180w 57d	GER.18057.P	19781	GER.18057.B	20560	GER.18057.R	20255
RectangleTbl-2 192w 60d	GER.19260.P	20167	GER.19260.B	20950	GER.19260.R	20644
RectangleTbl-2 204w 60d	GER.20460.P	21465	GER.20460.B	22245	GER.20460.R	21940
4-Section	Panel Base		Bowed Panel Base		Rect. Plinth Base	
RectangleTbl-4 216w 66d	GER.21666.P	22762	GER.21666.B	23804	GER.21666.R	23395
RectangleTbl-4 240w 72d	GER.24072.P	24309	GER.24072.B	25353	GER.24072.R	24942

Boat Tables



	Product No.	List \$	Product No.	List \$	Product No.	List \$
1-Section	Panel Base		Bowed Panel Base		Rect. Plinth Base	
BoatTbl-1 84w 42/28d	GEB.8442.P	9688	GEB.8442.B	10208	GEB.8442.R	10010
BoatTbl-1 96w 48/32d	GEB.9648.P	10864	GEB.9648.B	11383	GEB.9648.R	11183
BoatTbl-1 108w 48/32d	GEB.10848.P	12508	GEB.10848.B	13024	GEB.10848.R	12825
BoatTbl-1 120w 51/34d	GEB.12051.P	14147	GEB.12051.B	14669	GEB.12051.R	14462
2-Section	Panel Base		Bowed Panel Base		Rect. Plinth Base	
BoatTbl-2 132w 54/36d	GEB.13254.P	16024	GEB.13254.B	16545	GEB.13254.R	16342
BoatTbl-2 144w 57/36d	GEB.14457.P	17903	GEB.14457.B	18423	GEB.14457.R	18218
BoatTbl-2 156w 57/38d	GEB.15657.P	19971	GEB.15657.B	20752	GEB.15657.R	20445
BoatTbl-2 168w 60/40d	GEB.16860.P	22045	GEB.16860.B	22823	GEB.16860.R	22519
BoatTbl-2 180w 60/40d	GEB.18060.P	26187	GEB.18060.B	26969	GEB.18060.R	26664
4-Section	Panel Base		Bowed Panel Base		Rect. Plinth Base	
BoatTbl-4 192w 63/42d	GEB.19263.P	26973	GEB.19263.B	28016	GEB.19263.R	27604
BoatTbl-4 204w 66/44d	GEB.20466.P	30345	GEB.20466.B	31389	GEB.20466.R	30979
BoatTbl-4 216w 72/48d	GEB.21672.P	31384	GEB.21672.B	32424	GEB.21672.R	32017
BoatTbl-4 240w 78/52d	GEB.24078.P	33965	GEB.24078.B	35006	GEB.24078.R	34598

Ellipse Tables




	Product No.	List \$	Product No.	List \$	Product No.	List \$
1-Section	Panel Base		Bowed Panel Base		Rect. Plinth Base	
EllipseTbl-1 84w 42/28d	GEE.8442.P	10632	GEE.8442.B	11149	GEE.8442.R	10947
EllipseTbl-1 96w 48/32d	GEE.9648.P	12976	GEE.9648.B	13498	GEE.9648.R	13289
EllipseTbl-1 108w 48/32d	GEE.10848.P	14147	GEE.10848.B	14669	GEE.10848.R	14462
EllipseTbl-1 120w 51/34d	GEE.12051.P	15321	GEE.12051.B	15844	GEE.12051.R	15640
2-Section	Panel Base		Bowed Panel Base		Rect. Plinth Base	
EllipseTbl-2 132w 54/36d	GEE.13254.P	17195	GEE.13254.B	17716	GEE.13254.R	17516
EllipseTbl-2 144w 57/36d	GEE.14457.P	19075	GEE.14457.B	19595	GEE.14457.R	19391
EllipseTbl-2 156w 57/38d	GEE.15657.P	22980	GEE.15657.B	23762	GEE.15657.R	23459
EllipseTbl-2 168w 60/40d	GEE.16860.P	26887	GEE.16860.B	27669	GEE.16860.R	27364
EllipseTbl-2 180w 60/40d	GEE.18060.P	31579	GEE.18060.B	32363	GEE.18060.R	32055
4-Section	Panel Base		Bowed Panel Base		Rect. Plinth Base	
EllipseTbl-4 192w 63/42d	GEE.19263.P	31579	GEE.19263.B	32624	GEE.19263.R	32219
EllipseTbl-4 204w 66/44d	GEE.20466.P	33926	GEE.20466.B	34965	GEE.20466.R	34561
EllipseTbl-4 216w 72/48d	GEE.21672.P	36269	GEE.21672.B	37310	GEE.21672.R	36905
EllipseTbl-4 240w 78/52d	GEE.24078.P	40961	GEE.24078.B	42003	GEE.24078.R	41599

Specify: Product Number
Quantity
Tagging
Wood Finish

• Denotes Item is illustrated.
‡ Requires field sub-assembly.
Prices listed in Wood1 Finishes.
Stitched Silax faux-leather has
contrasting stitch; other colors available.

Metal finish is MBN Brushed Nickel.

Video Conference Tables



	Product No.	List \$	Product No.	List \$	Product No.	List \$
1-Section	Panel Base		Bowed Panel Base		Rect. Plinth Base	
VideoTbl-1 84w 42/28d	GEV.8442.P	9688	GEV.8442.B	10208	GEV.8442.R	10010
VideoTbl-1 96w 48/32d	GEV.9648.P	10864	GEV.9648.B	11383	GEV.9648.R	11183
VideoTbl-1 108w 48/32d	GEV.10848.P	12508	GEV.10848.B	13024	GEV.10848.R	12825
VideoTbl-1 120w 51/34d	GEV.12051.P	14147	GEV.12051.B	14669	GEV.12051.R	14462
2-Section	Panel Base		Bowed Panel Base		Rect. Plinth Base	
VideoTbl-2 132w 54/36d	GEV.13254.P	16024	GEV.13254.B	16545	GEV.13254.R	16342
VideoTbl-2 144w 57/36d	GEV.14457.P	17903	GEV.14457.B	18423	GEV.14457.R	18218
VideoTbl-2 156w 57/38d	GEV.15657.P	19971	GEV.15657.B	20752	GEV.15657.R	20445
VideoTbl-2 168w 60/40d	GEV.16860.P	22045	GEV.16860.B	22823	GEV.16860.R	22519
VideoTbl-2 180w 60/40d	GEV.18060.P	26187	GEV.18060.B	26969	GEV.18060.R	26664
4-Section	Panel Base		Bowed Panel Base		Rect. Plinth Base	
VideoTbl-4 192w 63/42d	GEV.19263.P	26973	GEV.19263.B	28016	GEV.19263.R	27604
VideoTbl-4 204w 66/44d	GEV.20466.P	30345	GEV.20466.B	31389	GEV.20466.R	30979
VideoTbl-4 216w 72/48d	GEV.21672.P	31384	GEV.21672.B	32424	GEV.21672.R	32017
VideoTbl-4 240w 78/52d	GEV.24078.P	33965	GEV.24078.B	35006	GEV.24078.R	34598



Panel Base



Bowed Panel Base



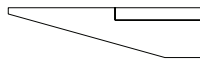
Rectangular Plinth

! Notes:

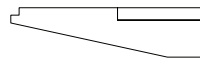
Units above are standard with Wood1 tops and Wood1 bases.
An eased edge detail is standard on tops; see kerf option below.

+ Options:

- For Silex faux-leather top, specify Option LT, add 25%.
- For Silex faux-leather stitched top, specify Option SLT, add 30% (contrasting stitch is standard).
- For Silex faux-leather base, specify Option LB, add 35%.
- For Silex faux-leather base stitched, specify Option SB, add 40% (contrasting stitch is standard).
- For tops ready for customer-installed stone, specify Option GT.
- Power management solutions are available in the Options section of the price schedule.
- For kerf edge detail, specify Option KERF, add 3%.



Standard



Option KERF

PRICING & SPECIFICATION GUIDE
Karo Collection

May 1, 2023

TUOHY



Conference: **Karo**

Contents	
Overview	CK2
Edge Styles and Top Materials	CK3
1 Rectangular Tables 29.5h	CK4
Boat-Shaped Tables 29.5h	CK6
Video Conference Tables 29.5h	CK8
2 Rectangular Tables 42h	CK10
3 Credenza Storage	CK12
4 Credenza Tops	CK13
5 Vertical Panels	CK14
6 Marker Board Overlay	CK15

TABLE OVERVIEW:

A collection of panel-and-leg base tables, available in rectangular, boat and video-wedge shapes. Tables are available at 29.5 and 42 heights and applicable to video and standard conference, as well as collaboration. Tops are available in a wide range of materials and finishes as shown below. Edges are Self/Layered or Metal in an MRBAS Resin Brushed Aluminum Steel Tint finish. Bases have a wood end panel and a column leg available in wood, clear acrylic, or metal.



Tables through 120w are in one section.
Tables over 120w are in two sections.

Top Materials

Top Sections per Table Width
 60 96 120 132 144 156 168 180 192 204 216 240

Wood 1 & 2 (all colors)	1	1	1	1	2	2	2	2	2	2	2	2	2	2
HPL Formica® 949 White (PVC as self-edge)	1	1	1	1	2	2	2	2	2	2	2	2	2	2
BPGlass Back-Painted Glass Wood 1 & 2 subtop	3	3	3	3	4	4	4	4	6	6	6	6	6	6
AEGlass Acid-Etched Glass Wood 1 & 2 subtop	3	3	3	3	4	4	4	4	6	6	6	6	6	6
Acrylic Solid Surface Avonite® Polaris Matte	1	1	1	1	2	2	2	2	2	2	2	2	2	2
Quartz (all Cambria® standard colors; quote required for Cambria Matte™ & Luxury Design Series)	1	1	2	3	4	4	4	4	4	4	6	6	6	6
Marble Carrara Marble	1	1	2	3	4	4	4	4	4	4	6	6	6	6
Faux Leather Silex (all colors)	1	1	3	3	4	4	4	4	4	4	6	6	6	6



Edge Styles



Squared

Self or Layered Edge 2.0th

Metal Edge 2.0th



Dimensions	Prefix & Size Codes	Top Material/Code									Base Material Code:			
		Wood1	Wood2	HPL	BPGlass	AEGlass	AcrylicSS	Quartz	Marble	Silex54	Wood1	Wood2	Clear	Metal

Rectangular Tables 29.5h, 2-in Tops ‡

Self/Layered Edge	KAR1A...	...W1...	...W2...	...L...	...G...	...J...	...C...	...Q...	...M...	...P...	+	...W1	...W2	...3F	...MLA
90w 48d	...9048...	9332	9985	7728	14880	15395	10575	15557	18475	-		1258	1346	2675	1621
96w 48d	...9648...	9482	10146	7824	15447	15997	10862	16169	18966	-		1258	1346	2675	1621
108w 48d	...10848...	9781	10466	8016	16582	17200	11428	17392	20008	-		1258	1346	2675	1621
120w 52d	...12052...	10463	11195	8411	17716	19666	12591	19904	25271	-		1321	1413	3569	1694
132w 52d	...13252...	11821	12648	10507	21960	22786	15067	23040	27431	-		1663	1779	7139	2030
144w 52d	...14452...	12179	13032	10735	23317	24222	15744	24508	28553	-		1663	1779	7139	2030
156w 56d	...15656...	13633	14587	11951	26602	27659	17785	27989	31511	-		1663	1779	7139	2030
168w 56d	...16856...	14520	15536	12709	28479	29617	18989	29970	33228	-		1663	1779	7139	2030
180w 56d	...18056...	15404	16482	13467	30356	31574	20189	31954	38243	-		1663	1779	7139	2030
192w 60d	...19262...	16693	17862	14478	33755	35144	22155	35578	37985	-		1857	1987	14275	2207
204w 60d	...20460...	17604	18836	15254	35724	37203	23405	37662	39772	-		1857	1987	14275	2207
216w 60d	...21660...	19045	20378	16556	38228	39792	25184	40276	42150	-		1857	1987	14275	2207
240w 60d	...24060...	21132	22611	18367	42436	44173	27952	44711	52592	-		1857	1987	14275	2207

Metal Edge	KAR1B...	...W1...	...W2...	...L...	...G...	...J...	...C...	...Q...	...M...	...P...	+	...W1	...W2	...3F	...MLA
90w 48d	...9048...	11958	12795	10085	17238	17755	12933	17915	17791	11097		1258	1346	2675	1621
96w 48d	...9648...	12099	12946	10166	17708	18254	13170	18423	18079	11232		1258	1346	2675	1621
108w 48d	...10848...	12461	13333	10374	18940	19557	13786	19752	18742	11585		1258	1346	2675	1621
120w 52d	...12052...	13216	14141	10768	21268	22024	14949	22261	23355	12251		1321	1413	3569	1694
132w 52d	...13252...	15317	16389	13560	25101	25933	18155	26192	25815	15191		1663	1779	7139	2030
144w 52d	...14452...	16248	17385	14332	26913	27819	19341	28104	27100	16109		1663	1779	7139	2030
156w 56d	...15656...	17744	18986	15529	30086	31135	21325	31463	29340	17585		1663	1779	7139	2030
168w 56d	...16856...	18706	20015	16305	32075	33212	22585	33568	30673	18532		1663	1779	7139	2030
180w 56d	...18056...	19634	21008	17062	33952	35170	23788	35550	35302	19450		1663	1779	7139	2030
192w 60d	...19262...	21011	22482	18077	37351	38740	25749	39174	34201	20800		1857	1987	14275	2207
204w 60d	...20460...	21967	23505	18850	39320	40797	27002	41257	35534	21742		1857	1987	14275	2207
216w 60d	...21660...	23452	25094	20152	41825	43387	28783	43875	37463	23215		1857	1987	14275	2207
240w 60d	...24060...	25630	27424	21964	46033	47768	31548	48308	47060	25365		1857	1987	14275	2207

! Notes:

- Metal edge is MRBAS Resin Brushed Aluminum Steel Tint.
- Tables through 120w are in one section; tables over 120w are in two sections with a plinth supporting the joint.
- Plinths on tables 132w+ and subtop edges on BPGlass and AEGlass tops are Wood1 (Wood2 on W2 tops).

> To Order:

For product numbers, join the product Prefix, Size, Top Material, and Base Material Codes; read across and down for price.
 Ex: For 90w 48d Metal Edge, Wood1 top and MLA base, prod.no. is KAR1B9048W1MLA; list price is \$11958+\$1621 = \$13579.

Guide to specifying top materials:

- Wood1: All TUOHY Wood1 offerings.
- Wood2: All TUOHY Wood2 offerings.
- HPL: Formica® 949 White
- BPGlass (Back-Painted): S.BLK Black or S.BWT White
- AEGlass (Acid-Etched): GAB Black or GAW White
- Acrylic Solid Surface: Avonite® Polaris Matte
- Quartz: All Cambria® standard colors; quote required for Cambria Matte™ & Luxury Design Series
- Marble: Carrara
- Silex Faux Leather (54): All TUOHY Silex offerings (54-in roll width limitation)

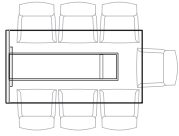
Guide to specifying base materials:

- Wood1: All TUOHY Wood1 offerings.
- Wood2: All TUOHY Wood2 offerings.
- Clear: 3Form® Chroma Clear w Scuff Resistance
- Metal: MLA AlumaSteel (~MBN Brushed Nickel)

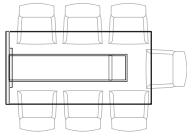
29.5h Tables through 120w



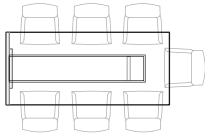
90w 48d



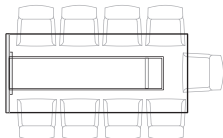
96w 48d



108w 48d



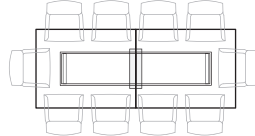
120w 52d



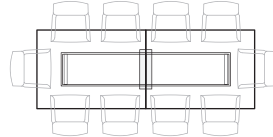
29.5h Tables over 120w



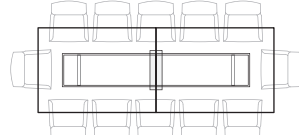
132w 52d



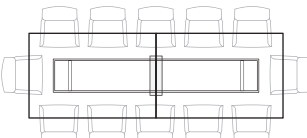
144w 52d



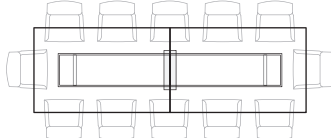
156w 56d



168w 56d




180w 56d



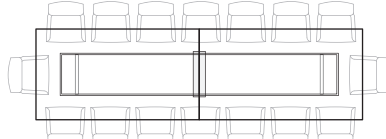
192w 60d



204w 60d



216w 60d



240w 60d



Dimensions	Prefix & Size Codes	Top Material/Code								Base Material Code:				
		Wood1	Wood2	HPL	BPGlass	AEGlass	AcrylicSS	Quartz	Marble	Silex54	Wood1	Wood2	Clear	Metal
Boat-ShapedTables 29.5h, 2-in Tops ‡														
Self/Layered Edge	KAR2A...	...W1...	...W2...	...L...	...G...	...J...	...C...	...Q...	...M...	+	...W1	...W2	...3F	...MLA
90w 48/32d	...9048...	9687	10365	8080	15232	15749	10928	15911	18829		1532	1639	5354	1883
96w 48/32d	...9648...	9835	10523	8178	15800	16351	11214	16522	19318		1532	1639	5354	1883
108w 52/34d	...10852...	10421	11150	8553	18009	18690	11781	17744	20429		1532	1639	5354	1883
120w 54/36d	...12054...	10944	11710	8843	19739	20524	12944	20255	25654		1663	1779	7139	2030
132w 54/36d	...13254...	12310	13172	10902	22833	23689	15679	23957	27816		1663	1779	7139	2030
144w 54/36d	...14454...	12684	13572	11184	24241	25182	16383	25478	28941		1663	1779	7139	2030
156w 56/38d	...15656...	13985	14964	12303	26955	28010	18137	28339	31867		1663	1779	7139	2030
168w 56/38d	...16856...	14872	15913	13061	28832	29969	19341	30324	33581		1663	1779	7139	2030
180w 56/38d	...18056...	15758	16861	13818	30708	31929	20542	32309	38598		1663	1779	7139	2030
192w 60/40d	...19260...	17044	18237	14833	34107	35499	22507	35931	38338		1857	1987	14275	2207
204w 60/40d	...20460...	17957	19214	15607	36079	37556	23758	38016	40124		1857	1987	14275	2207
216w 60/40d	...21660...	19397	20755	16910	38581	40143	25539	40632	42503		1857	1987	14275	2207
240w 60/40d	...24060...	21485	22989	18722	42791	44524	28304	45067	52944		1857	1987	14275	2207

! Notes:

Tables through 120w are in one section; tables over 120w are in two sections with a plinth supporting the joint.
 Plinths on tables 132w+ and subtop edges on BPGlass and AEGlass tops are Wood1 (Wood2 on W2 tops).

> To Order:

For product numbers, join the product Prefix, Size, Top Material, and Base Material Codes; read across and down for price.
 Ex: For 90w 48/32d Self/Layered Edge, Wood1 top and MLA base, prod.no. is KAR2A9048W1MLA; list price is \$9687+\$1883=\$11570.

Guide to specifying top materials:

- Wood1: All TUOHY Wood1 offerings.
- Wood2: All TUOHY Wood2 offerings.
- HPL: Formica® 949 White
- BPGlass (Back-Painted): S.BLK Black or S.BWT White
- AEGlass (Acid-Etched): GAB Black or GAW White
- Acrylic Solid Surface: Avonite® Polaris Matte
- Quartz: All Cambria® standard colors; quote required for Cambria Matte™ & Luxury Design Series
- Marble: Carrara
- Silex Faux Leather (54): All TUOHY Silex offerings (54-in roll width limitation)

Guide to specifying base materials:

- Wood1: All TUOHY Wood1 offerings.
- Wood2: All TUOHY Wood2 offerings.
- Clear: 3Form® Chroma Clear w Scuff Resistance
- Metal: MLA AlumaSteel (~MBN Brushed Nickel)

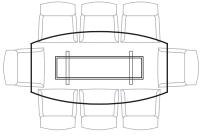
29.5h Tables through 120w



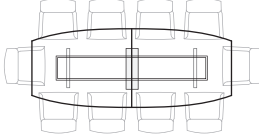
29.5h Tables over 120w



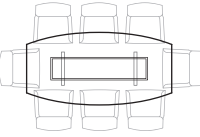
90w 48/32d



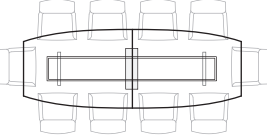
132w 52/36d



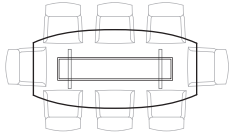
96w 48/32d



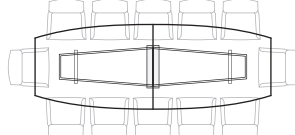
144w 52/36d



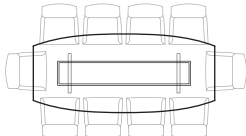
108w 52/34d



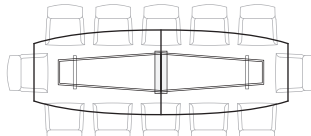
156w 56/38d



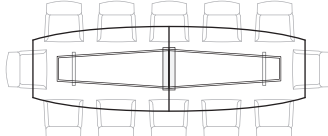
120w 54/36d



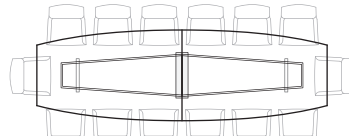
168w 56/38d



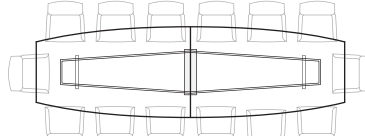
180w 56/38d



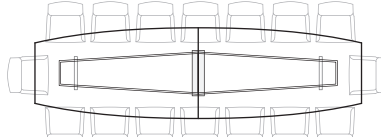
192w 60/40d



204w 60/40d



216w 60/40d



240w 60/40d



Dimensions	Prefix & Size Codes	Top Material/Code									Base Material Code:			
		Wood1	Wood2	HPL	BPGlass	AEGlass	AcrylicSS	Quartz	Marble	Silex54	Wood1	Wood2	Clear	Metal

Video Conference Tables 29.5h, 2-in Tops ‡

Self/Layered Edge	KAR3A...	...W1...	...W2...	...L...	...G...	...J...	...C...	...Q...	...M...	...P...	+	...W1	...W2	...3F	...MLA
90w 52/40d	...9052...	9570	10240	7879	15776	16344	11024	16523	16851	-		1258	1346	2675	1621
96w 52/40d	...9652...	9736	10418	7986	16402	17010	11337	17199	17344	-		1258	1346	2675	1621
108w 52/40d	...10852...	10068	10773	8198	17657	18337	11963	18551	18198	-		1258	1346	2675	1621
120w 54/44d	...12054...	10463	11195	8411	18910	19666	12591	19904	23068	-		1321	1413	3569	1694
132w 54/44d	...13254...	11821	12648	10507	21960	22786	15067	23040	25037	-		1321	1413	3569	1694
144w 54/44d	...14454...	12179	13032	10735	23317	24222	15744	24508	25964	-		1321	1413	3569	1694
156w 56/44d	...15656...	13633	14587	11951	26602	27659	17785	27989	28663	-		1663	1779	7139	2030
168w 56/44d	...16856...	14520	15536	12709	28479	29617	18989	29970	30185	-		1663	1779	7139	2030
180w 56/44d	...18056...	15404	16482	13467	30356	31574	20189	31954	35008	-		1663	1779	7139	2030
192w 60/44d	...19260...	16693	17862	14478	33755	35144	22155	35578	34358	-		1857	1987	14275	2207
204w 60/44d	...20460...	17604	18836	15254	35724	37203	23405	37662	35950	-		1857	1987	14275	2207
216w 60/44d	...21660...	19045	20378	16556	38228	39792	25184	40276	38072	-		1857	1987	14275	2207
240w 60/44d	...24060...	21132	22611	18367	42436	44173	27952	44711	48187	-		1857	1987	14275	2207

Metal Edge	KAR3B...	...W1...	...W2...	...L...	...G...	...J...	...C...	...Q...	...M...	...P...	+	...W1	...W2	...3F	...MLA
90w 52/40d	...9052...	12224	13080	10236	18135	18704	13381	18881	17848	11354		1258	1346	2675	1621
96w 52/40d	...9652...	12378	13244	10325	18657	19258	13642	19444	18140	11504		1258	1346	2675	1621
108w 52/40d	...10852...	12776	13670	10555	20013	20696	14321	20909	18810	11892		1258	1346	2675	1621
120w 54/44d	...12054...	13216	14141	10768	21268	22024	14949	22261	23355	12251		1321	1413	3569	1694
132w 54/44d	...13254...	15317	16389	13560	25101	25933	18155	26192	25815	15191		1321	1413	3569	1694
144w 54/44d	...14454...	16248	17385	14332	26913	27819	19341	28104	27100	16109		1321	1413	3569	1694
156w 56/44d	...15656...	17744	18986	15529	30086	31135	21325	31463	29340	17585		1663	1779	7139	2030
168w 56/44d	...16856...	18706	20015	16305	32075	33212	22585	33568	30673	18532		1663	1779	7139	2030
180w 56/44d	...18056...	19634	21008	17062	33952	35170	23788	35550	35302	19450		1663	1779	7139	2030
192w 60/44d	...19260...	21011	22482	18077	37351	38740	25749	39174	34201	20800		1857	1987	14275	2207
204w 60/44d	...20460...	21967	23505	18850	39320	40797	27002	41257	35534	21742		1857	1987	14275	2207
216w 60/44d	...21660...	23452	25094	20152	41825	43387	28783	43875	37463	23215		1857	1987	14275	2207
240w 60/44d	...24060...	25630	27424	21964	46033	47768	31548	48308	47060	25365		1857	1987	14275	2207

! Notes:

Tables through 120w are in one section; tables over 120w are in two sections with a plinth supporting the joint.

Metal edge is MRBAS Resin Brushed Aluminum Steel Tint.

Plinths on tables 132w+ and subtop edges on BPGlass and AEGlass tops are Wood1 (Wood2 on W2 tops).

> To Order:

For product numbers, join the product Prefix, Size, Top Material, and Base Material Codes; read across and down for price.

Ex: For 90w 52/40d Metal Edge, Wood1 top and MLA base, prod.no. is KAR3B9052W1MLA; list price is 12224+1621 = \$13845.

Guide to specifying top materials:

- Wood1: All TUOHY Wood1 offerings.
- Wood2: All TUOHY Wood2 offerings.
- HPL: Formica® 949 White
- BPGlass (Back-Painted): S.BLK Black or S.BWT White
- AEGlass (Acid-Etched): GAB Black or GAW White
- Acrylic Solid Surface: Avonite® Polaris Matte
- Quartz: All Cambria® standard colors; quote required for Cambria Matte™ & Luxury Design Series
- Marble: Carrara
- Silex Faux Leather (54): All TUOHY Silex offerings (54-in roll width limitation)

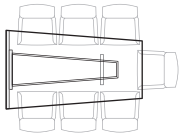
Guide to specifying base materials:

- Wood1: All TUOHY Wood1 offerings.
- Wood2: All TUOHY Wood2 offerings.
- Clear: 3Form® Chroma Clear w Scuff Resistance
- Metal: MLA AlumaSteel (~MBN Brushed Nickel)

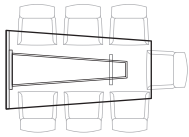
29.5h Tables through 144w



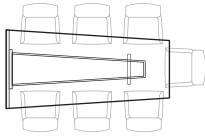
90w 52/40d



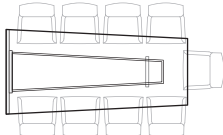
96w 52/40d



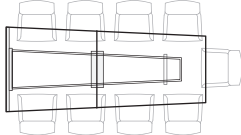
108w 52/40d



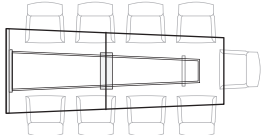
120w 54/44d



132w 54/44d



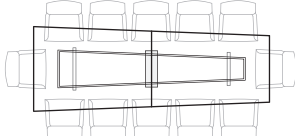
144w 54/44d



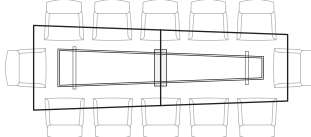
29.5h Tables over 144w



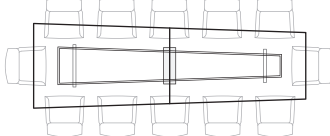
156w 56/44d



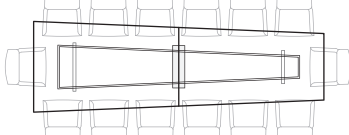
168w 56/44d



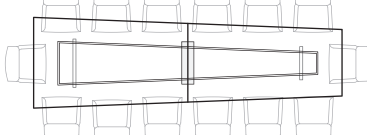
180w 56/44d



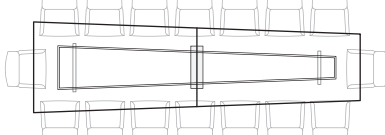
192w 60/44d



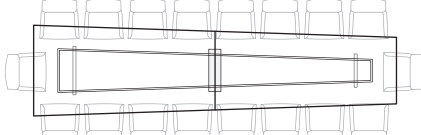
204w 60/44d



216w 60/44d



240w 60/44d



Dimensions	Prefix & Size Codes	Top Material/Code									Base Material Code:				
		Wood1	Wood2	HPL	BPGlass	AEGlass	AcrylicSS	Quartz	Marble	Silex54	Wood1	Wood2	Clear	Metal	
Rectangular Tables 42h, 2-in Tops ‡															
SideCab-SelfEdge	KAR4A...	...W1...	...W2...	...L...	...G...	...J...	...C...	...Q...	...M...	...P...	+	...W1	...W2	...3F	...MLA
90w 42d	...9042...	7863	8413	7128	13534	13997	9679	14139	15505	-	1385	1482	4284	1745	
90w 48d	...9048...	8444	9035	7606	14906	15433	10512	15596	15868	-	1385	1482	4284	1745	
96w 42d	...9642...	7999	8559	7213	14043	14533	9933	14688	15988	-	1385	1482	4284	1745	
96w 48d	...9648...	8598	9200	7703	15485	16048	10803	16221	16359	-	1385	1482	4284	1745	
108w 42d	...10842...	8267	8846	7384	15062	15613	10440	15787	16831	-	1385	1482	4284	1745	
108w 48d	...10848...	8903	9526	7901	16643	17274	11382	17470	17210	-	1385	1482	4284	1745	
120w 52d	...12052...	9659	10335	8453	18952	19710	12632	19947	22266	-	1480	1584	5354	1850	
SideCab-MetalEdge	KAR4B...	...W1...	...W2...	...L...	...G...	...J...	...C...	...Q...	...M...	...P...	+	...W1	...W2	...3F	...MLA
90w 42d	...9042...	9805	10491	9130	15476	15940	11621	16082	16087	9975	1385	1482	4284	1745	
90w 48d	...9048...	10386	11113	9605	16848	17375	12455	17540	16453	10579	1385	1482	4284	1745	
96w 42d	...9642...	9999	10699	9217	16043	16535	11935	16689	16437	10179	1385	1482	4284	1745	
96w 48d	...9648...	10598	11340	9706	17486	18046	12801	18221	16805	10805	1385	1482	4284	1745	
108w 42d	...10842...	10385	11112	9505	17180	17731	12561	17903	17201	10589	1385	1482	4284	1745	
108w 48d	...10848...	11022	11794	10018	18761	19392	13500	19590	17579	11252	1385	1482	4284	1745	
120w 52d	...12052...	11896	12729	10689	21189	21945	14870	22184	22429	12171	1480	1584	5354	1850	
EndCab-SelfEdge	KAR5A...	...W1...	...W2...	...L...	...G...	...J...	...C...	...Q...	...M...	...P...	+	...W1	...W2	...3F	...MLA
90w 42d	...9042...	7863	8413	7128	13534	13997	9679	14139	15505	-	1385	1482	4284	1745	
90w 48d	...9048...	8444	9035	7606	14906	15433	10512	15596	15868	-	1385	1482	4284	1745	
96w 42d	...9642...	7999	8559	7213	14043	14533	9933	14688	15988	-	1385	1482	4284	1745	
96w 48d	...9648...	8598	9200	7703	15485	16048	10803	16221	16359	-	1385	1482	4284	1745	
108w 42d	...10842...	8267	8846	7384	15062	15613	10440	15787	16831	-	1385	1482	4284	1745	
108w 48d	...10848...	8903	9526	7901	16643	17274	11382	17470	17210	-	1385	1482	4284	1745	
120w 52d	...12052...	9659	10335	8453	18952	19710	12632	19947	22266	-	1480	1584	5354	1850	
EndCab-MetalEdge	KAR5B...	...W1...	...W2...	...L...	...G...	...J...	...C...	...Q...	...M...	...P...	+	...W1	...W2	...3F	...MLA
90w 42d	...9042...	9805	10491	9130	15476	15940	11621	16082	16087	9975	1385	1482	4284	1745	
90w 48d	...9048...	10386	11113	9605	16848	17375	12455	17540	16453	10579	1385	1482	4284	1745	
96w 42d	...9642...	9999	10699	9217	16043	16535	11935	16689	16437	10179	1385	1482	4284	1745	
96w 48d	...9648...	10598	11340	9706	17486	18046	12801	18221	16805	10805	1385	1482	4284	1745	
108w 42d	...10842...	10385	11112	9505	17180	17731	12561	17903	17201	10589	1385	1482	4284	1745	
108w 48d	...10848...	11022	11794	10018	18761	19392	13500	19590	17579	11252	1385	1482	4284	1745	
120w 52d	...12052...	11896	12729	10689	21189	21945	14870	22184	22429	12171	1480	1584	5354	1850	

! Notes:

- Tables through 120w are in one section; tables over 120w are in two sections with a plinth supporting the joint.
- Metal edge is MRBAS Resin Brushed Aluminum Steel Tint.
- Subtop edges on BPGlass and AEGlass tops are Wood1 (Wood2 on W2 tops).

> To Order:

For product numbers, join the product Prefix, Size, Top Material, and Base Material Codes; read across and down for price.
 Ex: For 90w 42d EndCab-MetalEdge , Wood1 top and MLA base, prod.no. is KAR5B9042W1MLA; list price is 9805+1745 = \$11550.

Guide to specifying top materials:

- Wood1: All TUOHY Wood1 offerings.
- Wood2: All TUOHY Wood2 offerings.
- HPL: Formica® 949 White
- BPGlass (Back-Painted): S.BLK Black or S.BWT White
- AEGlass (Acid-Etched): GAB Black or GAW White
- Acrylic Solid Surface: Avonite® Polaris Matte
- Quartz: All Cambria® standard colors; quote required for Cambria Matte™ & Luxury Design Series
- Marble: Carrara
- Silex Faux Leather (54): All TUOHY Silex offerings (54-in roll width limitation)

Guide to specifying base materials:

- Wood1: All TUOHY Wood1 offerings.
- Wood2: All TUOHY Wood2 offerings.
- Clear: 3Form® Chroma Clear w Scuff Resistance
- Metal: MLA AlumaSteel (~MBN Brushed Nickel)

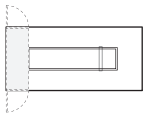
Specify: Product Number
 Quantity
 Color/Finish
 Tagging

‡ Requires field sub-assembly.

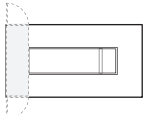
42h Tables with Side Cabinets



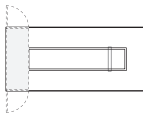
90w 42d



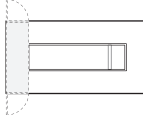
90w 48d



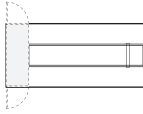
96w 42d



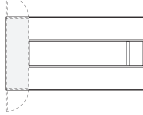
96w 48d



108w 42d



108w 48d




120w 52d




42h Tables with End Double Cabinet




90w 42d



90w 48d




96w 42d




96w 48d



108w 42d



108w 48d




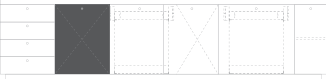







120w 52d



Prod. No. List \$

Credenza Storage

Unfinished Sides 21d 27.5h (Top reqd) Wood1
Credenza Storage Modules KARC 210

	Spec Code	w	\$	Option W2	Option FB
Pedestal Menu ↪					
	U20	20	2989	+209	+139
	U24	24	3088	+216	+164
	U28	28	3262	+228	+191
IT Access					
	ITL20	20	2808	+197	+139
	ITR20	20	2808	+197	+139
	ITL24	24	2893	+203	+164
	ITR24	24	2893	+203	+164
	ITL28	28	3020	+211	+191
	ITR28	28	3020	+211	+191
IT Access-TechRack					
	ITD40	40	5006	+350	+271
	ITD48	48	5126	+359	+323
	IT28	28	4289	+300	+191
Trash-Recycle					
	N20	20	2937	+206	+139
	N24	24	3032	+212	+164
	N28	28	3130	+219	+191
Shelving					
	F16	16	1835	+128	+113
	F20	20	1933	+135	+139
	F24	24	2035	+142	+164
	F28	28	2136	+150	+191
	F32	32	2238	+157	+218
	F36	36	2337	+164	+237
	F40	40	2440	+171	+271
	F44	44	2540	+178	+296
	F48	48	2639	+185	+323
Cabinet					
	GL12	12	1883	+132	+86
	GR12	12	1883	+132	+86
	GL16	16	2021	+141	+113
	GR16	16	2021	+141	+113
	GL20	20	2159	+151	+139
	GR20	20	2159	+151	+139
	GL24	24	2297	+161	+164
	GR24	24	2297	+161	+164
	GD28	28	2432	+170	+191
	GD32	32	2567	+180	+218
	GD36	36	2700	+189	+243
StorageBin/StorageBin					
	K16	16	2328	+163	+113
	K20	20	2410	+169	+139
	K24	24	2486	+174	+164
	K28	28	2567	+180	+191
	K32	32	2620	+183	+218
	K36	36	2697	+189	+237
2Box/StorageBin					
	L16	16	2476	+173	+113
	L20	20	2560	+179	+139
	L24	24	2631	+184	+164
	L28	28	2727	+191	+191
	L32	32	2787	+195	+218
	L36	36	2875	+201	+237
4Box					
	M16	16	2624	+184	+113
	M20	20	2706	+189	+139
	M24	24	2774	+194	+164
	M28	28	2886	+202	+191
	M32	32	2952	+207	+218
	M36	36	3052	+214	+237

> See ordering information, options and notes on opposite page.



Specify: Product Number
Quantity
Tagging
Wood Finish

• Denotes Item is illustrated.
↪ Includes locks.
‡ Requires field sub-assembly.

Prices listed in Wood1 Finishes.

Product No. List \$ Product No. List \$

Credenza Storage (cont.)

! Notes:

Tops must be ordered separately and are available up to a maximum width of 120-in.
 All IT modules that include Tech Racks have controlled access doors.
 Knob pull hardware finish is Brushed Stainless Steel (-MBN).

> To Order:

Specify the Product Number listed at top, then list the Spec Codes in L to R order in your description.
 The total list price is the sum of the prices for the Spec Codes you itemized.

+ Options:

For Wood2 species/finishes, specify Option W2; see add \$ amount on opposite page.
 For finished back, specify Option FB; add the \$ amount shown on opposite page.
 For finished left side, specify Option FL; add \$152.
 For finished right side, specify Option FR; add \$152.
 For finished both sides, specify Option FS; add \$299.
 Face Locks are included on all drawer and door pedestals. For no locks, specify Option NL.
 For ventilation cutout, specify Option VS; add \$440.

Credenza Tops



±	w	21d	2th	Wood1	List \$	Wood2	List \$
Credenza Top 40	40			KARFPF40	1448	KARFP2F40	1549
Credenza Top 48	48			KARFPF48	1538	KARFP2F248	1646
Credenza Top 60	60			KARFPF60	1676	KARFP2F260	1793
Credenza Top 64	64			KARFPF64	1723	KARFP2F264	1844
Credenza Top 72	72			KARFPF72	1815	KARFP2F72	1942
Credenza Top 80	80			KARFPF80	1906	KARFP2F80	2039
Credenza Top 88	88			KARFPF88	1997	KARFP2F88	2137
Credenza Top 96	96			KARFPF96	2090	KARFP2F96	2236
Credenza Top 104	104			KARFPF104	2183	KARFP2F104	2336
Credenza Top 112	112			KARFPF112	2274	KARFP2F112	2433
Credenza Top 120	120			KARFPF120	2364	KARFP2F120	2529


! Notes:

Tops have square-cut edges.

+ Options:

Intermediate widths are readily available. Replace the dimension code in the product number with the actual dimension; use next larger size for price.

Vertical Panels



		Product No.	List \$		Product No.	List \$	
Panels 62h 2th ‡	w	Unfinished Back	Wd1	Wd2	Finished Back	Wd1	Wd2
Vertical Panel 20w 62h	20	KARVPWUBA20	1666	1783	KARVPWFBA20	1749	1871
Vertical Panel 24w 62h	24	KARVPWUBA24	1798	1924	KARVPWFBA24	1895	2028
Vertical Panel 28w 62h	28	KARVPWUBA28	1930	2065	KARVPWFBA28	2040	2183
Vertical Panel 32w 62h	32	KARVPWUBA32	2062	2206	KARVPWFBA32	2189	2342
Vertical Panel 36w 62h	36	KARVPWUBA36	2192	2345	KARVPWFBA36	2334	2497
Vertical Panel 40w 62h	40	KARVPWUBA40	2324	2487	KARVPWFBA40	2481	2655
Vertical Panel 44w 62h	44	KARVPWUBA44	2453	2625	KARVPWFBA44	2628	2812
Vertical Panel 48w 62h	48	KARVPWUBA48	2584	2765	KARVPWFBA48	2776	2970
Vertical Panel 52w 62h	52	KARVPWUBA52	2718	2908	KARVPWFBA52	2922	3127
Vertical Panel 56w 62h	56	KARVPWUBA56	2850	3050	KARVPWFBA56	3068	3283
Vertical Panel 60w 62h	60	KARVPWUBA60	2979	3188	KARVPWFBA60	3215	3440
Vertical Panel 64w 62h	64	KARVPWUBA64	3111	3329	KARVPWFBA64	3364	3599
Vertical Panel 68w 62h	68	KARVPWUBA68	3243	3470	KARVPWFBA68	3509	3755
Vertical Panel 72w 62h	72	KARVPWUBA72	3372	3608	KARVPWFBA72	3656	3912
Vertical Panel 76w 62h	76	KARVPWUBA76	3506	3751	KARVPWFBA76	3804	4070
Vertical Panel 80w 62h	80	KARVPWUBA80	3636	3891	KARVPWFBA80	3947	4223
Vertical Panel 84w 62h	84	KARVPWUBA84	3769	4033	KARVPWFBA84	4096	4383
Vertical Panel 88w 62h	88	KARVPWUBA88	3899	4172	KARVPWFBA88	4243	4540
Vertical Panel 92w 62h	92	KARVPWUBA92	4030	4312	KARVPWFBA92	4389	4696
Vertical Panel 96w 62h	96	KARVPWUBA96	4162	4453	KARVPWFBA96	4537	4855
Vertical Panel 100w 62h	100	KARVPWUBA100	4292	4592	KARVPWFBA100	4683	5011
Vertical Panel 104w 62h	104	KARVPWUBA104	4423	4733	KARVPWFBA104	4831	5169
Vertical Panel 108w 62h	108	KARVPWUBA108	4556	4875	KARVPWFBA108	4976	5324
Vertical Panel 112w 62h	112	KARVPWUBA112	4689	5017	KARVPWFBA112	5123	5482
Vertical Panel 116w 62h	116	KARVPWUBA116	4818	5155	KARVPWFBA116	5271	5640
Vertical Panel 120w 62h	120	KARVPWUBA120	4950	5297	KARVPWFBA120	5416	5795

Panels 68h 2th ‡	w	Unfinished Back	Wd1	Wd2	Finished Back	Wd1	Wd2
Vertical Panel 20w 68h	20	KARVPWUBB20	1732	1853	KARVPWFBB20	1820	1947
Vertical Panel 24w 68h	24	KARVPWUBB24	1876	2007	KARVPWFBB24	1980	2119
Vertical Panel 28w 68h	28	KARVPWUBB28	2021	2162	KARVPWFBB28	2142	2292
Vertical Panel 32w 68h	32	KARVPWUBB32	2165	2317	KARVPWFBB32	2305	2466
Vertical Panel 36w 68h	36	KARVPWUBB36	2307	2468	KARVPWFBB36	2465	2638
Vertical Panel 40w 68h	40	KARVPWUBB40	2451	2623	KARVPWFBB40	2626	2810
Vertical Panel 44w 68h	44	KARVPWUBB44	2596	2778	KARVPWFBB44	2787	2982
Vertical Panel 48w 68h	48	KARVPWUBB48	2740	2932	KARVPWFBB48	2946	3152
Vertical Panel 52w 68h	52	KARVPWUBB52	2882	3084	KARVPWFBB52	3107	3324
Vertical Panel 56w 68h	56	KARVPWUBB56	3026	3238	KARVPWFBB56	3268	3497
Vertical Panel 60w 68h	60	KARVPWUBB60	3171	3393	KARVPWFBB60	3429	3669

! Notes:

- Specify panels in L to R sequence so veneers can be matched.
- Exposed edges will be matching veneer.
- Panels are secured to credenza backs.
- Display/Monitor Preparation includes recess area for customer-supplied mount plus wire channel to credenza area below.

+ Options:

- For Display/Monitor Preparation:
 - Specify Option DM; add \$418; Include dimension from left edge of panels to the center line of the monitor.
- For intermediate widths:
 - Replace the dimension code in the product number with the actual dimension; use next size pricing.

Specify: Product Number
Quantity
Color/Finish
Tagging

‡ Requires field sub-assembly.

Marker Board Overlay



		Product No.	List \$	Product No.	List \$
Back-Painted Glass	w	For 62h Panels		For 68h Panels	
Marker Board BPGlass 20w	20	KARMBGA20	915	KARMBGB20	1042
Marker Board BPGlass 24w	24	KARMBGA24	1052	KARMBGB24	1205
Marker Board BPGlass 28w	28	KARMBGA28	1186	KARMBGB28	1366
Marker Board BPGlass 32w	32	KARMBGA32	1324	KARMBGB32	1527
Marker Board BPGlass 36w	36	KARMBGA36	1460	KARMBGB36	1690
Marker Board BPGlass 40w	40	KARMBGA40	1595	KARMBGB40	1850
Marker Board BPGlass 44w	44	KARMBGA44	1732	KARMBGB44	2010
Marker Board BPGlass 48w	48	KARMBGA48	1868	KARMBGB48	2173
Marker Board BPGlass 52w	52	KARMBGA52	2004	KARMBGB52	2336
Marker Board BPGlass 56w	56	KARMBGA56	2140	KARMBGB56	2498
Marker Board BPGlass 60w	60	KARMBGA60	2276	KARMBGB60	2658

! Notes:

Specify location on Vertical Panels. Drawing required.

+ Options:

Standard color is S.BWT White. Special match colors on special order.

PRICING & SPECIFICATION GUIDE
Kredens Collection

Sept 1, 2023

TUOHY



Design:

TUOHY Design Team

Concealed & Exposed Tops	CKR3
Tops	CKR5
Benches	CKR10
Low Credenzas	CKR11
Bench & Low Credenza Cushions	CKR13
Credenzas	CKR15
Credenzas, Wall Hung	CKR17
Buffets	CKR19
Buffets, Wall Hung	CKR21
Drawer Inserts	CKR23
Wall Panels	CKR24
Wood1	CKR24
OcuWrite BPGlass	CKR25
Fabric	CKR26
Wall Panel Shelves	CKR27

CONCEALED & EXPOSED TOPS

Casework in the Kredens Collection is available in two formats:

- Concealed Top versions have drawer and door faces extending over a 0.75-inch top; pulls or knobs are required (see below).
- Exposed Top formats have 1.5-inch thick tops that extend over doors and drawer faces; pulls or knobs are required (see below).

0.75th CONCEALED TOP (pull/knob selection required).

Hardware Placement Notes

Drawer knobs and pulls will be centered on all drawer fronts, except as follows:

- 830 Pulls will be mounted RIGHT on drawers faces 18-inches wide or less.

101 recessed pulls have 1"th faces and require a 10% upcharge.

*Note:

These pulls can be powder coated with any standard Tuohy solid color including:

- MRB - Resin Black
- MRBM - Resin Matte Black
- MRBZ - Resin Bronze
- MRSA - Resin Satin Aluminum
- MRTG - Resin Thunder Gray
- MRW - Resin White



101 Recessed Wood



820* Resin Stainless



830* Resin Stainless



840* Resin Stainless



851 Chrome Polished
856* Stainless Steel



900* Resin Stainless



930* Resin Stainless



Danza*
MRBAS Resin Brushed
Aluminum Steel Tint
MPA Polished Aluminum



Geneva*
Brushed Nickel



Prima*
MSBN Satin Brushed Nickel
MPA Polished Aluminum

1.5th EXPOSED TOP (pull/knob selection required).



101 Recessed Wood



820* Resin Stainless



830* Resin Stainless



840* Resin Stainless



851 Chrome Polished
856* Stainless Steel



900* Resin Stainless



930* Resin Stainless



Danza*
MRBAS Resin Brushed
Aluminum Steel Tint
MPA Polished Aluminum



Geneva*
Brushed Nickel



Prima*
MSBN Satin Brushed Nickel
MPA Polished Aluminum



Axis*
Resin Black
Resin White
MRSA Resin Satin Aluminum


CASEWORK OVERVIEW

Design requirements for space utilization, budget and user activity cause casework and storage to be multi-functional and adaptative to a wide variety of workplace applications.

Kredens offers storage for all levels of conference and collaboration, including low credenza/bench seating. Companion wall panels are compatible with these pieces and also serve various functions.

PEDESTAL CADENCES (tops not included):

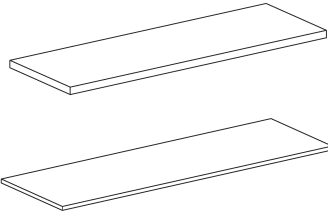
Exposed top option will add 1.5-inches to overall ped height. Concealed top option will add 0.75-inches to overall ped height.



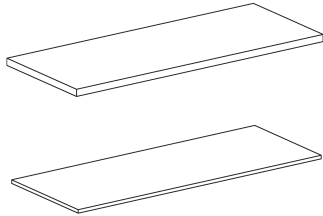
Wood Tops
Wood 1

Product No. List \$

0.75th Concealed Top 1.5th Exposed Top



		19.25	20
		C	E
For 20d Units			
Top 18w	KRT2018-	849	897
Top 24w	KRT2024-	862	926
Top 30w	KRT2030-	876	955
Top 36w	KRT2036-	889	984
Top 42w	KRT2042-	902	1013
Top 48w	KRT2048-	915	1041
Top 54w	KRT2054-	928	1070
• Top 60w	KRT2060-	942	1099
Top 66w	KRT2066-	955	1128
Top 72w	KRT2072-	968	1157
Top 78w	KRT2078-	981	1186
Top 84w	KRT2084-	995	1214
Top 90w	KRT2090-	1008	1243
Top 96w	KRT2096-	1210	1315
Top 102w	KRT20102-	1234	1346
Top 108w	KRT20108-	1259	1378
Top 114w	KRT20114-	1284	1409
Top 120w	KRT20120-	1309	1441



		23.25	24
		C	E
For 24d Units			
Top 18w	KRT2418-	857	915
Top 24w	KRT2424-	873	949
Top 30w	KRT2430-	889	984
Top 36w	KRT2436-	905	1018
Top 42w	KRT2442-	921	1052
Top 48w	KRT2448-	937	1087
Top 54w	KRT2454-	953	1121
• Top 60w	KRT2460-	969	1156
Top 66w	KRT2466-	985	1190
Top 72w	KRT2472-	1000	1225
Top 78w	KRT2478-	1016	1259
Top 84w	KRT2484-	1032	1294
Top 90w	KRT2490-	1048	1328
Top 96w	KRT2496-	1291	1414
Top 102w	KRT24102-	1321	1451
Top 108w	KRT24108-	1351	1489
Top 114w	KRT24114-	1381	1526
Top 120w	KRT24120-	1411	1564

! Notes:

Determine Product Number by appending the Depth Code to the Product Prefix; use corresponding price.
 Priced in Wood1
 Concealed tops are 0.75-inch thick.
 Exposed tops are 1.5-inch thick.
 Standard edge profile on all tops is square-cut.

Specify: Product Number
 Quantity
 Color/Finish
 Tagging

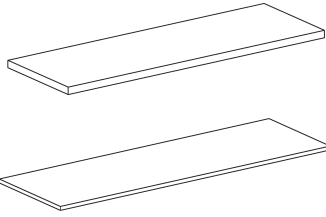
• Denotes Item is illustrated.
 ‡ Requires field sub-assembly.

Woods listed at Wood1 level

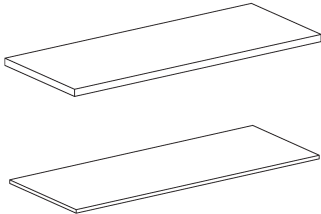
Solid Surface Tops
Avonite Polaris

Product No. List \$

0.75th Concealed Top 1.5th Exposed Top



		19.25	20
For 20d Units		C	E
Top 18w	KRTS2018-	1696	1702
Top 24w	KRTS2024-	1749	1758
Top 30w	KRTS2030-	1905	1915
Top 36w	KRTS2036-	1958	1970
Top 42w	KRTS2042-	2011	2026
Top 48w	KRTS2048-	2167	2183
Top 54w	KRTS2054-	2220	2239
• Top 60w	KRTS2060-	2273	2294
Top 66w	KRTS2066-	2327	2349
Top 72w	KRTS2072-	2482	2507
Top 78w	KRTS2078-	2535	2562
Top 84w	KRTS2084-	2589	2617
Top 90w	KRTS2090-	2744	2775
Top 96w	KRTS2096-	2798	2830
Top 102w	KRTS20102-	2953	2988
Top 108w	KRTS20108-	3006	3043
Top 114w	KRTS20114-	3060	3098
Top 120w	KRTS20120-	3113	3153



		23.25	24
For 24d Units		C	E
Top 18w	KRTS2418-	1729	1770
Top 24w	KRTS2424-	1794	1847
Top 30w	KRTS2430-	1960	2026
Top 36w	KRTS2436-	2024	2103
Top 42w	KRTS2442-	2088	2180
Top 48w	KRTS2448-	2254	2360
Top 54w	KRTS2454-	2318	2437
• Top 60w	KRTS2460-	2382	2514
Top 66w	KRTS2466-	2446	2591
Top 72w	KRTS2472-	2613	2770
Top 78w	KRTS2478-	2677	2847
Top 84w	KRTS2484-	2741	2925
Top 90w	KRTS2490-	2907	3104
Top 96w	KRTS2496-	2971	3181
Top 102w	KRTS24102-	3137	3360
Top 108w	KRTS24108-	3201	3437
Top 114w	KRTS24114-	3266	3514
Top 120w	KRTS24120-	3330	3592

! Notes:

Determine Product Number by appending the Depth Code to the Product Prefix; use corresponding price.
 Acrylic Solid Surface: Avonite® Polaris Matte
 Concealed tops are 0.75-inch thick.
 Exposed tops are 1.5-inch thick.
 Standard edge profile on all tops is square-cut.

Specify: Product Number
 Quantity
 Color/Finish
 Tagging

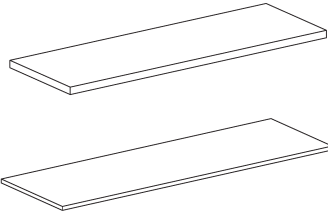
• Denotes Item is illustrated.
 ‡ Requires field sub-assembly.

Woods listed at Wood1 level

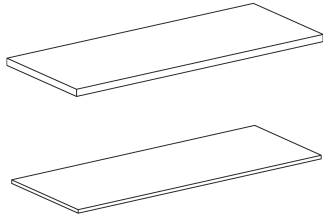
Marble Tops
Carrara Marble

Product No. List \$

0.75th Concealed Top 1.5th Exposed Top



		19.25	20
		C	E
For 20d Units			
Top 18w	KRTM2018-	3044	3992
Top 24w	KRTM2024-	3407	4663
Top 30w	KRTM2030-	3771	5334
Top 36w	KRTM2036-	4134	6005
Top 42w	KRTM2042-	4498	6677
Top 48w	KRTM2048-	4861	7348
Top 54w	KRTM2054-	5225	8019
• Top 60w	KRTM2060-	5588	8690
Top 66w	KRTM2066-	5952	9361
Top 72w	KRTM2072-	6315	10032
Top 78w	KRTM2078-	6679	10703
Top 84w	KRTM2084-	7043	11374
Top 90w	KRTM2090-	7406	12046
Top 96w	KRTM2096-	7770	12717
Top 102w	KRTM20102-	8133	13388
Top 108w	KRTM20108-	8497	14059
Top 114w	KRTM20114-	8860	14730
Top 120w	KRTM20120-	9224	15401



		23.25	24
		C	E
For 24d Units			
Top 18w	KRTM2418-	3271	4396
Top 24w	KRTM2424-	3708	5198
Top 30w	KRTM2430-	4145	6000
Top 36w	KRTM2436-	4582	6802
Top 42w	KRTM2442-	5019	7604
Top 48w	KRTM2448-	5456	8406
Top 54w	KRTM2454-	5894	9208
• Top 60w	KRTM2460-	6331	10010
Top 66w	KRTM2466-	6768	10812
Top 72w	KRTM2472-	7205	11615
Top 78w	KRTM2478-	7642	12417
Top 84w	KRTM2484-	8079	13219
Top 90w	KRTM2490-	8517	14021
Top 96w	KRTM2496-	8954	14823
Top 102w	KRTM24102-	9391	15625
Top 108w	KRTM24108-	9828	16427
Top 114w	KRTM24114-	10265	17229
Top 120w	KRTM24120-	10702	18031

! Notes:

Determine Product Number by appending the Depth Code to the Product Prefix; use corresponding price.

Marble: Carrara

Concealed tops are 0.75-inch thick.

Exposed tops are 1.5-inch thick.

Standard edge profile on all tops is square-cut.

Specify: Product Number
Quantity
Color/Finish
Tagging

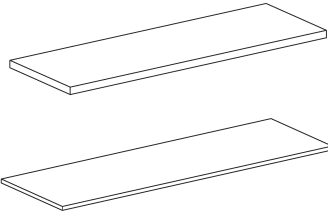
• Denotes Item is illustrated.
‡ Requires field sub-assembly.

Woods listed at Wood1 level

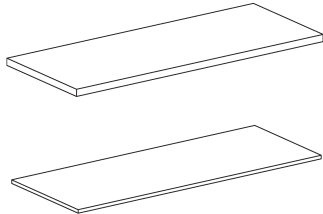
Quartz Tops
Cambria Quartz*

Product No. List \$

0.75th Concealed Top 1.5th Exposed Top



		19.25	20
		C	E
For 20d Units			
Top 18w	KRTQ2018-	2891	4343
Top 24w	KRTQ2024-	3212	4354
Top 30w	KRTQ2030-	3537	4365
Top 36w	KRTQ2036-	3859	4375
Top 42w	KRTQ2042-	4180	4386
Top 48w	KRTQ2048-	4505	4397
Top 54w	KRTQ2054-	4827	4408
• Top 60w	KRTQ2060-	5148	4418
Top 66w	KRTQ2066-	5473	4429
Top 72w	KRTQ2072-	5795	4440
Top 78w	KRTQ2078-	6116	4451
Top 84w	KRTQ2084-	6441	4462
Top 90w	KRTQ2090-	6763	4472
Top 96w	KRTQ2096-	7084	4483
Top 102w	KRTQ2102-	7409	4494
Top 108w	KRTQ2108-	7731	4505
Top 114w	KRTQ2114-	8052	4516
Top 120w	KRTQ2120-	8377	4526



		23.25	24
		C	E
For 24d Units			
Top 18w	KRTQ2418-	3084	4349
Top 24w	KRTQ2424-	3472	4362
Top 30w	KRTQ2430-	3859	4375
Top 36w	KRTQ2436-	4246	4388
Top 42w	KRTQ2442-	4633	4401
Top 48w	KRTQ2448-	5020	4414
Top 54w	KRTQ2454-	5408	4427
• Top 60w	KRTQ2460-	5795	4440
Top 66w	KRTQ2466-	6182	4453
Top 72w	KRTQ2472-	6569	4465
Top 78w	KRTQ2478-	6956	4478
Top 84w	KRTQ2484-	7344	4491
Top 90w	KRTQ2490-	7731	4504
Top 96w	KRTQ2496-	8118	4517
Top 102w	KRTQ24102-	8505	4530
Top 108w	KRTQ24108-	8892	4543
Top 114w	KRTQ24114-	9280	4556
Top 120w	KRTQ24120-	9671	4569

! Notes:

Determine Product Number by appending the Depth Code to the Product Prefix; use corresponding price.

*Quartz: Cambria® Classic and Signature (all colors); quote required for all other offerings.

Concealed tops are 0.75-inch thick.

Exposed tops are 1.5-inch thick.

Standard edge profile on all tops is square-cut.

Specify: Product Number
Quantity
Color/Finish
Tagging

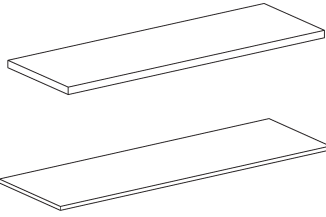
• Denotes Item is illustrated.
‡ Requires field sub-assembly.

Woods listed at Wood1 level

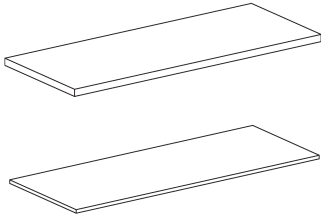
Fenix Tops

Product No. List \$

0.75th Concealed Top 1.5th Exposed Top



		19.25	20
		C	E
For 20d Units			
Top 18w	KRTL2018-	1878	1911
Top 24w	KRTL2024-	1888	1931
Top 30w	KRTL2030-	1898	1952
Top 36w	KRTL2036-	1908	1972
Top 42w	KRTL2042-	1917	1993
Top 48w	KRTL2048-	1928	2014
Top 54w	KRTL2054-	1938	2035
• Top 60w	KRTL2060-	1947	2054
Top 66w	KRTL2066-	1957	2075
Top 72w	KRTL2072-	1967	2095
Top 78w	KRTL2078-	1977	2116
Top 84w	KRTL2084-	1986	2135
Top 90w	KRTL2090-	1997	2156
Top 96w	KRTL2096-	2006	2176
Top 102w	KRTL2102-	2270	2452
Top 108w	KRTL2108-	2280	2472
Top 114w	KRTL2114-	2290	2493
Top 120w	KRTL2120-	2300	2513



		23.25	24
		C	E
For 24d Units			
Top 18w	KRTL2418-	1885	1923
Top 24w	KRTL2424-	1896	1948
Top 30w	KRTL2430-	1908	1972
Top 36w	KRTL2436-	1920	1997
Top 42w	KRTL2442-	1954	2021
Top 48w	KRTL2448-	1943	2046
Top 54w	KRTL2454-	1955	2070
• Top 60w	KRTL2460-	1967	2094
Top 66w	KRTL2466-	1979	2119
Top 72w	KRTL2472-	1991	2143
Top 78w	KRTL2478-	2003	2168
Top 84w	KRTL2484-	2014	2192
Top 90w	KRTL2490-	2027	2216
Top 96w	KRTL2496-	1978	2241
Top 102w	KRTL24102-	2305	2520
Top 108w	KRTL24108-	2316	2544
Top 114w	KRTL24114-	2328	2568
Top 120w	KRTL24120-	2340	2593

! Notes:

Determine Product Number by appending the Depth Code to the Product Prefix; use corresponding price.

Concealed tops are 0.75-inch thick.

Exposed tops are 1.5-inch thick.

Standard edge profile on all tops is square-cut.

> Options:

Specify Fenix Color: 30 Bianco Alaska, 718 Grigio Londra, or 720 Nero Ingo

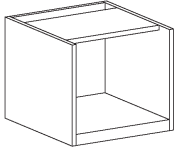
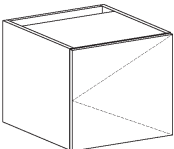
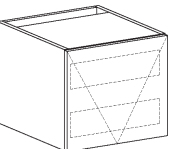
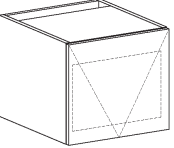
Specify: Product Number
Quantity
ColorFinish
Tagging

• Denotes Item is illustrated.
‡ Requires field sub-assembly.

Woods listed at Wood1 level

	Product No.	List \$	Product No.	List \$
Benches, 16.4h	Unfinished Back; Top/Cushion Required		20d	
	Bench (Concealed Top/Cushion)	KRA20C	277	KRA24C
	Bench (Exposed Top/Cushion)	KRA20E	277	KRA24E

Peds require pull selection
See page CKR3 for pull options

	w	d	Spec Code		Spec Code		Spec Code	Add \$
	Open Shelving 16	16	19.25, 23.25	A16	1453	A16	1498	FB 211
	• Open Shelving 18	18	19.25, 23.25	A18	1476	A18	1524	FB 215
	Open Shelving 20	20	19.25, 23.25	A20	1499	A20	1551	FB 219
	Open Shelving 24	24	19.25, 23.25	A24	1612	A24	1686	FB 226
	Open Shelving 30	30	19.25, 23.25	A30	1698	A30	1708	FB 238
	Open Shelving 36	36	19.25, 23.25	A36	1785	A36	1890	FB 249
	Cabinet 16 LH	16	20, 24	C16L	1882	C16L	1927	FB 211
	Cabinet 16 RH	16	20, 24	C16R	1882	C16R	1927	FB 211
	• Cabinet 18 LH	18	20, 24	C18L	1915	C18L	1963	FB 215
	Cabinet 18 RH	18	20, 24	C18R	1915	C18R	1963	FB 215
	Cabinet 20 LH	20	20, 24	C20L	1969	C20L	2021	FB 219
	Cabinet 20 RH	20	20, 24	C20R	1969	C20R	2021	FB 219
	Cabinet 24 DBL	24	20, 24	C24	2130	C24	2204	FB 226
	Cabinet 30 DBL	30	20, 24	C30	2245	C30	2335	FB 238
	Cabinet 36 DBL	36	20, 24	C36	2359	C36	2465	FB 249
	Full Front: 2Box Drawer 16	16	20, 24	D16	1969	D16	2018	FB 211
	• Full Front: 2Box Drawer 18	18	20, 24	D18	2008	D18	2051	FB 215
	Full Front: 2Box Drawer 20	20	20, 24	D20	2037	D20	2022	FB 219
	Full Front: 2Box Drawer 24	24	20, 24	D24	2046	D24	2150	FB 226
	Full Front: 2Box Drawer 30	30	20, 24	D30	2192	D30	2168	FB 238
	Full Front: 2Box Drawer 36	36	20, 24	D36	2284	D36	2349	FB 249
	StorageBin Drawer 16	16	20, 24	S16	1805	S16	1842	FB 211
	• StorageBin Drawer 18	18	20, 24	S18	1831	S18	1869	FB 215
	StorageBin Drawer 20	20	20, 24	S20	1856	S20	1897	FB 219
	StorageBin Drawer 24	24	20, 24	S24	1908	S24	1953	FB 226
	StorageBin Drawer 30	30	20, 24	S30	1985	S30	2036	FB 238
	StorageBin Drawer 36	36	20, 24	S36	2063	S36	2120	FB 249

! Notes:

- To order, specify the Product Number listed at top, then list the Spec Codes in L to R order in your description.
- The total price is the price listed at top plus the sum of the prices for the Spec Codes you itemized.
- All pedestals have unfinished backs and are manufactured as combined units.
- Soft close drawers.
- Cushions must be ordered separately and may be alternated or replaced with Tops.
- Tops must be ordered separately and are available up to a maximum width of 120-in.

+ Options:

- For door/drawer locks, specify Option LD; no price change.
- For ventilation cutouts, specify Option VS; add \$459.

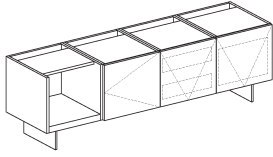
Specify: Product Number
Quantity
Color/Finish
Tagging

- Denotes Item is illustrated.
- ‡ Requires field sub-assembly.

Woods listed at Wood1 level

	Product No.	List \$	Product No.	List \$
Low Credenza w/ Blade Base, 22.4h	Unfinished Back; Top/Cushion Required	20d	24d	
	Low Credenza w/ Blade (Concealed Top/Cushion)	KRB20C 277	KRB24C 303	
	Low Credenza w/ Blade (Exposed Top/Cushion)	KRB20E 277	KRB24E 303	

Peds require pull selection
See page CKR3 for pull options



	w	d	Spec Code		Spec Code		Spec Code	Add \$
Open Shelving 16	16	19.25, 23.25	A16	1912	A16	1986	FB	330
• Open Shelving 18	18	19.25, 23.25	A18	1992	A18	2074	FB	348
Open Shelving 20	20	19.25, 23.25	A20	2072	A20	2162	FB	367
Open Shelving 24	24	19.25, 23.25	A24	2300	A24	2419	FB	404
Open Shelving 30	30	19.25, 23.25	A30	2559	A30	2623	FB	460
Open Shelving 36	36	19.25, 23.25	A36	2817	A36	2989	FB	515
Cabinet 16 LH	16	20, 24	C16L	2341	C16L	2415	FB	330
Cabinet 16 RH	16	20, 24	C16R	2341	C16R	2415	FB	330
• Cabinet 18 LH	18	20, 24	C18L	2431	C18L	2512	FB	348
Cabinet 18 RH	18	20, 24	C18R	2431	C18R	2512	FB	348
Cabinet 20 LH	20	20, 24	C20L	2542	C20L	2632	FB	367
Cabinet 20 RH	20	20, 24	C20R	2542	C20R	2632	FB	367
Cabinet 24 DBL	24	20, 24	C24	2818	C24	2937	FB	404
Cabinet 30 DBL	30	20, 24	C30	3105	C30	3250	FB	460
Cabinet 36 DBL	36	20, 24	C36	3391	C36	3564	FB	515
Full Front: 2Box Drawer 16	16	20, 24	D16	2428	D16	2506	FB	330
• Full Front: 2Box Drawer 18	18	20, 24	D18	2525	D18	2600	FB	348
Full Front: 2Box Drawer 20	20	20, 24	D20	2611	D20	2633	FB	367
Full Front: 2Box Drawer 24	24	20, 24	D24	2734	D24	2883	FB	404
Full Front: 2Box Drawer 30	30	20, 24	D30	3052	D30	3084	FB	460
Full Front: 2Box Drawer 36	36	20, 24	D36	3316	D36	3448	FB	515
StorageBin Drawer 16	16	20, 24	S16	2264	S16	2330	FB	330
• StorageBin Drawer 18	18	20, 24	S18	2347	S18	2419	FB	348
StorageBin Drawer 20	20	20, 24	S20	2430	S20	2508	FB	367
StorageBin Drawer 24	24	20, 24	S24	2596	S24	2685	FB	404
StorageBin Drawer 30	30	20, 24	S30	2846	S30	2952	FB	460
StorageBin Drawer 36	36	20, 24	S36	3095	S36	3219	FB	515

! Notes:

To order, specify the Product Number listed at top, then list the Spec Codes in L to R order in your description.

The total price is the price listed at top plus the sum of the prices for the Spec Codes you itemized.

Minimum width of freestanding blade credenza is 30-inches.

All pedestals have unfinished backs and are manufactured as combined units.

Soft close drawers.

Cushions must be ordered separately and may be alternated or replaced with Tops.

Tops must be ordered separately and are available up to a maximum width of 120-in.

Blades are solid powderdercoat finish.

(MRB) Resin Black

(MRSA) Resin Satin Aluminum

(MRBM) Resin Matte Black

(MRTG) Resin Thunder Gray

(MRBZ) Resin Bronze

(MRW) Resin White

For (MRBAS) Resin Brushed Aluminum w/ Steel Tint blades specify MRBAS; add \$175.

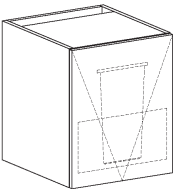
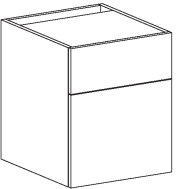
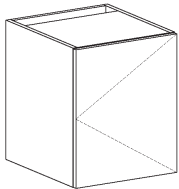
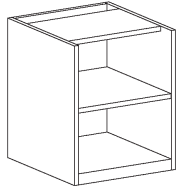
+ Options:

For door/drawer locks, specify Option LD; no price change.

For ventilation cutouts, specify Option VS; add \$459.

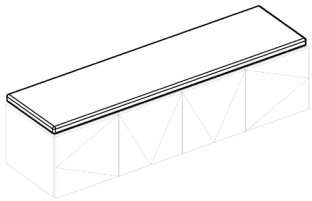
	Product No.	List \$	Product No.	List \$
Low Credenzas, 22.4h	Unfinished Back; Top Required		20d	
	Low Credenza (Concealed Top/Cushion)	KRC20C	324	KRC24C
	Low Credenza (Exposed Top/Cushion)	KRC20E	324	KRC24E

Peds require pull selection
See page CKR3 for pull options



	w	d	Spec Code		Spec Code		Spec Code	Add \$
							Finished Back	
Open Shelving 16	16	19.25, 23.25	A16	1490	A16	1539	FB	222
• Open Shelving 18	18	19.25, 23.25	A18	1514	A18	1568	FB	227
Open Shelving 20	20	19.25, 23.25	A20	1538	A20	1596	FB	232
Open Shelving 24	24	19.25, 23.25	A24	1654	A24	1734	FB	242
Open Shelving 30	30	19.25, 23.25	A30	1744	A30	1839	FB	258
Open Shelving 36	36	19.25, 23.25	A36	1834	A36	1945	FB	273
Cabinet 16 LH	16	20, 24	C16L	1947	C16L	1996	FB	222
Cabinet 16 RH	16	20, 24	C16R	1947	C16R	1996	FB	222
• Cabinet 18 LH	18	20, 24	C18L	1984	C18L	2037	FB	227
Cabinet 18 RH	18	20, 24	C18R	1984	C18R	2037	FB	227
Cabinet 20 LH	20	20, 24	C20L	2021	C20L	2078	FB	232
Cabinet 20 RH	20	20, 24	C20R	2021	C20R	2078	FB	232
Cabinet 24 LH	24	20, 24	C24L	2162	C24L	2242	FB	242
Cabinet 24 RH	24	20, 24	C24R	2162	C24R	2242	FB	242
Cabinet 30 DBL	30	20, 24	C30	2342	C30	2437	FB	258
Cabinet 36 DBL	36	20, 24	C36	2471	C36	2582	FB	273
Box/StorageBin 16	16	20, 24	S16	2109	S16	2133	FB	222
• Box/StorageBin 18	18	20, 24	S18	2149	S18	2172	FB	227
Box/StorageBin 20	20	20, 24	S20	2184	S20	2180	FB	232
Box/StorageBin 24	24	20, 24	S24	2230	S24	2288	FB	242
Box/StorageBin 30	30	20, 24	S30	2366	S30	2363	FB	258
Box/StorageBin 36	36	20, 24	S36	2468	S36	2548	FB	273
• TrashRecycle 18	18	20, 24	T18	2179	T18	2192	FB	227
TrashRecycle 20	20	20, 24	T20	2143	T20	2205	FB	232
TrashRecycle 24	24	20, 24	T24	2197	T24	2286	FB	242

! Notes:
To order, specify the Product Number listed at top, then list the Spec Codes in L to R order in your description.
The total price is the price listed at top plus the sum of the prices for the Spec Codes you itemized.
All pedestals have unfinished backs and are manufactured as combined units.
Soft close drawers.
Tops must be ordered separately and are available up to a maximum width of 120-in.
Locks are not included on conference storage modules; see option below to order.
Trash/Recycle units 18w x 20d and 20w x 20d contain (1) Trash/Recycle bin.
Trash/Recycle units 24w x 20d and all units 24d contain (2) Trash/Recycle bins.
+ Options:
For door/drawer locks, specify Option LD; no price change.
For ventilation cutouts, specify Option VS; add \$459.

	Product No.	Dimensions	Fabric List \$							Leather List \$			
	Bench & Low Credenza Cushions-20	KR2018	18w	COM	516	F6	587	F12	656	COL	593	L6	722
			19.25d	F1	556	F7	595	F13	673	L1	649	L7	744
			2th	F2	561	F8	605	F14	691	L2	658	L8	769
			0.6 yds	F3	566	F9	616	F15	712	L3	670	L9	804
			4.3 sf	F4	572	F10	628	F16	736	L4	683	L10	842
				F5	579	F11	641	F17	763	L5	701	L11	885
				COM	542	F6	613	F12	682	COL	623	L6	785
				F1	582	F7	621	F13	699	L1	693	L7	812
				F2	587	F8	631	F14	717	L2	704	L8	844
				F3	592	F9	642	F15	738	L3	720	L9	888
	F4	598	F10	654	F16	762	L4	736	L10	936			
	F5	605	F11	667	F17	789	L5	758	L11	990			
	KR2030	30w	COM	568	F6	639	F12	708	COL	653	L6	851	
		19.25d	F1	608	F7	647	F13	725	L1	739	L7	884	
		2th	F2	613	F8	657	F14	743	L2	752	L8	924	
		0.6 yds	F3	618	F9	668	F15	764	L3	772	L9	976	
		6.6 sf	F4	624	F10	680	F16	788	L4	792	L10	1036	
			F5	631	F11	693	F17	815	L5	818	L11	1102	
	KR2036	36w	COM	593	F6	664	F12	733	COL	682	L6	913	
		19.25d	F1	633	F7	672	F13	750	L1	782	L7	952	
		2th	F2	638	F8	682	F14	768	L2	798	L8	998	
		0.6 yds	F3	643	F9	693	F15	789	L3	821	L9	1059	
		7.7 sf	F4	649	F10	705	F16	813	L4	844	L10	1129	
			F5	656	F11	718	F17	840	L5	875	L11	1206	
	KR2042	42w	COM	619	F6	690	F12	759	COL	712	L6	979	
		19.25d	F1	659	F7	698	F13	776	L1	828	L7	1024	
		2th	F2	664	F8	708	F14	794	L2	846	L8	1077	
		0.6 yds	F3	669	F9	719	F15	815	L3	872	L9	1148	
		8.9 sf	F4	675	F10	731	F16	839	L4	899	L10	1228	
			F5	682	F11	744	F17	866	L5	935	L11	1317	
	KR2048	48w	COM	645	F6	716	F12	785	COL	742	L6	1042	
		19.25d	F1	685	F7	724	F13	802	L1	872	L7	1092	
		2th	F2	690	F8	734	F14	820	L2	892	L8	1152	
		0.6 yds	F3	695	F9	745	F15	841	L3	922	L9	1232	
		10 sf	F4	701	F10	757	F16	865	L4	952	L10	1322	
			F5	708	F11	770	F17	892	L5	992	L11	1422	
	KR2054 (Railroaded)	54w	COM	671	F6	883	F12	1090	COL	772	L6	1108	
		19.25d	F1	792	F7	909	F13	1141	L1	918	L7	1164	
		2th	F2	806	F8	937	F14	1197	L2	940	L8	1231	
		1.8 yds	F3	822	F9	970	F15	1260	L3	974	L9	1321	
		11.2 sf	F4	840	F10	1006	F16	1332	L4	1007	L10	1422	
			F5	860	F11	1045	F17	1411	L5	1052	L11	1534	
	KR2060 (Railroaded)	60w	COM	697	F6	921	F12	1140	COL	802	L6	1171	
		19.25d	F1	824	F7	948	F13	1193	L1	962	L7	1233	
		2th	F2	840	F8	978	F14	1252	L2	987	L8	1306	
		1.9 yds	F3	857	F9	1012	F15	1318	L3	1023	L9	1405	
		12.3 sf	F4	876	F10	1050	F16	1394	L4	1060	L10	1515	
			F5	897	F11	1092	F17	1478	L5	1110	L11	1638	
	KR2066 (Railroaded)	66w	COM	723	F6	959	F12	1189	COL	831	L6	1236	
		19.25d	F1	857	F7	987	F13	1245	L1	1007	L7	1304	
		2th	F2	873	F8	1019	F14	1307	L2	1034	L8	1385	
		2 yds	F3	891	F9	1055	F15	1377	L3	1074	L9	1493	
		13.5 sf	F4	911	F10	1095	F16	1457	L4	1115	L10	1614	
			F5	933	F11	1139	F17	1545	L5	1169	L11	1749	
	KR2072 (Railroaded)	72w	COM	749	F6	997	F12	1238	COL	861	L6	1299	
		19.25d	F1	890	F7	1026	F13	1297	L1	1051	L7	1372	
		2th	F2	907	F8	1060	F14	1362	L2	1080	L8	1460	
		2.1 yds	F3	925	F9	1098	F15	1436	L3	1124	L9	1576	
		14.6 sf	F4	946	F10	1140	F16	1520	L4	1168	L10	1708	
			F5	970	F11	1186	F17	1612	L5	1226	L11	1854	

! Notes:

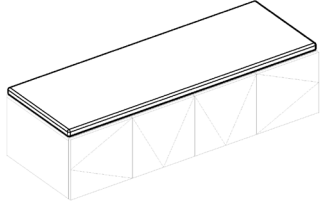
Only for Bench and Low Credenzas.
 101 Recessed Pulls are recommended for credenzas with cushions included.
 Identify which bench pedestal is to receive the cushion.
 Specify by Product No. and the starting location from the left end, expressed in inches.
 Cushions 52-in or more in width require fabric to be railroaded; use multiple cushions to avoid railroadng.
 Leather footage requires a usable area of at least 20% greater than the width and depth shown above.



Ship COM/COL materials and memo samples to:
 TUOHY Furniture Corporation
 P1 Upholstery Receiving
 42 Saint Albans Place
 Chatfield, MN 55923



Category	Pattern	Grade
Faux-Leather	Sillex	F3
Leather	Lena	L1

	Product No.	Dimensions	Fabric List \$					Leather List \$				
	Bench & Low Credenza Cushions-24 KR2418	18w	COM	531	F6	649	F12	764	COL	611	L6	776
		23.25d	F1	598	F7	663	F13	792	L1	683	L7	804
		2th	F2	606	F8	679	F14	823	L2	694	L8	837
		1 yd	F3	615	F9	697	F15	858	L3	710	L9	881
		5.5 sf	F4	625	F10	717	F16	898	L4	727	L10	930
	KR2424	24w	COM	562	F6	680	F12	795	COL	646	L6	853
		23.25d	F1	629	F7	694	F13	823	L1	736	L7	888
		2th	F2	637	F8	710	F14	854	L2	750	L8	929
		1 yd	F3	646	F9	728	F15	889	L3	770	L9	984
		6.9 sf	F4	656	F10	748	F16	929	L4	791	L10	1046
KR2430	30w	COM	593	F6	711	F12	826	COL	682	L6	934	
	23.25d	F1	660	F7	725	F13	854	L1	791	L7	976	
	2th	F2	668	F8	741	F14	885	L2	808	L8	1026	
	1 yd	F3	677	F9	759	F15	920	L3	833	L9	1094	
	8.4 sf	F4	687	F10	779	F16	960	L4	858	L10	1169	
KR2436	36w	COM	624	F6	742	F12	857	COL	718	L6	1015	
	23.25d	F1	691	F7	756	F13	885	L1	847	L7	1065	
	2th	F2	699	F8	772	F14	916	L2	867	L8	1124	
	1 yd	F3	708	F9	790	F15	951	L3	896	L9	1203	
	9.9 sf	F4	718	F10	810	F16	991	L4	926	L10	1292	
KR2442	42w	COM	655	F6	773	F12	888	COL	753	L6	1095	
	23.25d	F1	722	F7	787	F13	916	L1	901	L7	1152	
	2th	F2	730	F8	803	F14	947	L2	924	L8	1220	
	1 yd	F3	739	F9	821	F15	982	L3	958	L9	1312	
	11.4 sf	F4	749	F10	841	F16	1022	L4	992	L10	1414	
KR2448	48w	COM	686	F6	804	F12	919	COL	789	L6	1173	
	23.25d	F1	753	F7	818	F13	947	L1	955	L7	1237	
	2th	F2	761	F8	834	F14	978	L2	981	L8	1314	
	1 yd	F3	770	F9	852	F15	1013	L3	1019	L9	1416	
	12.8 sf	F4	780	F10	872	F16	1053	L4	1058	L10	1531	
KR2454 (Railroaded)	54w	COM	718	F6	930	F12	1137	COL	826	L6	1255	
	23.25d	F1	839	F7	956	F13	1188	L1	1012	L7	1327	
	2th	F2	853	F8	984	F14	1244	L2	1041	L8	1412	
	1.8 yds	F3	869	F9	1017	F15	1307	L3	1083	L9	1527	
	14.3 sf	F4	887	F10	1053	F16	1379	L4	1126	L10	1655	
KR2460 (Railroaded)	60w	COM	749	F6	961	F12	1168	COL	861	L6	1335	
	23.25d	F1	870	F7	987	F13	1219	L1	1066	L7	1414	
	2th	F2	884	F8	1015	F14	1275	L2	1098	L8	1509	
	1.8 yds	F3	900	F9	1048	F15	1338	L3	1145	L9	1635	
	15.8 sf	F4	918	F10	1084	F16	1410	L4	1193	L10	1777	
KR2466 (Railroaded)	66w	COM	780	F6	1016	F12	1246	COL	897	L6	1416	
	23.25d	F1	914	F7	1044	F13	1302	L1	1122	L7	1503	
	2th	F2	930	F8	1076	F14	1364	L2	1157	L8	1606	
	2 yds	F3	948	F9	1112	F15	1434	L3	1208	L9	1745	
	17.3 sf	F4	968	F10	1152	F16	1514	L4	1260	L10	1900	
KR2472 (Railroaded)	72w	COM	811	F6	1082	F12	1347	COL	933	L6	1494	
	23.25d	F1	965	F7	1115	F13	1411	L1	1176	L7	1588	
	2th	F2	984	F8	1151	F14	1483	L2	1214	L8	1700	
	2.3 yds	F3	1004	F9	1193	F15	1563	L3	1270	L9	1849	
	18.7 sf	F4	1027	F10	1239	F16	1655	L4	1326	L10	2018	
			F5	1053	F11	1289	F17	1756	L5	1401	L11	2205

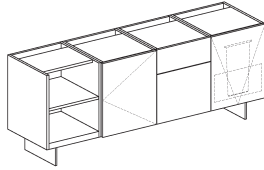
! Notes:

Only for Bench and Low Credenzas.
 101 Recessed Pulls are recommended for credenzas with cushions included.
 Identify which bench pedestal is to receive the cushion.
 Specify by Product No. and the starting location from the left end, expressed in inches.
 Cushions 52-in or more in width require fabric to be railroaded; use multiple cushions to avoid railroadng.
 Leather footage requires a usable area of at least 20% greater than the width and depth shown above.



Credenzas
w/ Blade Base, 28.4h

Peds require pull selection
See page CKR3 for pull options



	Unfinished Back; Top Required		20d	24d				
	Credenza w/ Blade (Concealed Top)		KRD20C	324	KRD24C	360		
	Credenza w/ Blade (Exposed Top)		KRD20E	324	KRD24E	360		
	w	d	Spec Code		Spec Code		Spec Code	Add \$
							Finished Back	
Open Shelving 16	16	19.25, 23.25	A16	1948	A16	2028	FB	340
• Open Shelving 18	18	19.25, 23.25	A18	2030	A18	2117	FB	360
Open Shelving 20	20	19.25, 23.25	A20	2111	A20	2206	FB	380
Open Shelving 24	24	19.25, 23.25	A24	2342	A24	2466	FB	420
Open Shelving 30	30	19.25, 23.25	A30	2604	A30	2755	FB	480
Open Shelving 36	36	19.25, 23.25	A36	2867	A36	3044	FB	539
Cabinet 16 LH	16	20, 24	C16L	2405	C16L	2485	FB	340
Cabinet 16 RH	16	20, 24	C16R	2405	C16R	2485	FB	340
• Cabinet 18 LH	18	20, 24	C18L	2500	C18L	2587	FB	360
Cabinet 18 RH	18	20, 24	C18R	2500	C18R	2587	FB	360
Cabinet 20 LH	20	20, 24	C20L	2594	C20L	2689	FB	380
Cabinet 20 RH	20	20, 24	C20R	2594	C20R	2689	FB	380
Cabinet 24 LH	24	20, 24	C24L	2850	C24L	2974	FB	420
Cabinet 24 RH	24	20, 24	C24R	2850	C24R	2974	FB	420
Cabinet 30 DBL	30	20, 24	C30	3202	C30	3353	FB	480
Cabinet 36 DBL	36	20, 24	C36	3503	C36	3681	FB	539
Box/StorageBin 16	16	20, 24	S16	2567	S16	2622	FB	340
• Box/StorageBin 18	18	20, 24	S18	2665	S18	2721	FB	360
Box/StorageBin 20	20	20, 24	S20	2758	S20	2790	FB	380
Box/StorageBin 24	24	20, 24	S24	2918	S24	3020	FB	420
Box/StorageBin 30	30	20, 24	S30	3226	S30	3278	FB	480
Box/StorageBin 36	36	20, 24	S36	3500	S36	3647	FB	539
• TrashRecycle 18	18	20, 24	T18	2477	T18	2523	FB	360
TrashRecycle 20	20	20, 24	T20	2499	T20	2598	FB	380
TrashRecycle 24	24	20, 24	T24	2667	T24	2800	FB	420
Fridge Drawer 24 (fridge included)*	24	24	—	—	R24	4821	FB	420

! Notes:

To order, specify the Product Number listed at top, then list the Spec Codes in L to R order in your description.

The total price is the price listed at top plus the sum of the prices for the Spec Codes you itemized.

Minimum width of freestanding blade credenza is 30-inches.

All pedestals have unfinished backs and are manufactured as combined units.

Soft close drawers.

Tops must be ordered separately and are available up to a maximum width of 120-in.

Locks are not included on conference storage modules; see option below to order.

Trash/Recycle units 18w x 20d and 20w x 20d contain (1) Trash/Recycle bin.

Trash/Recycle units 24w x 20d and all units 24d contain (2) Trash/Recycle bins.

*Fridge included in 24w Fridge Drawer: Dometic DM50C F

Fridge pedestals include venting.

Blades are solid powderdercoat finish.

(MRB) Resin Black

(MRSA) Resin Satin Aluminum

(MRBM) Resin Matte Black

(MRTG) Resin Thunder Gray

(MRBZ) Resin Bronze

(MRW) Resin White

For (MRBAS) Resin Brushed Aluminum w/ Steel Tint blades specify MRBAS; add \$175.

+ Options:

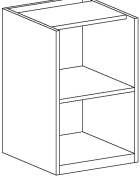
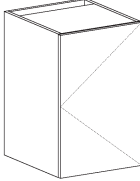
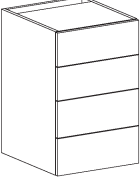
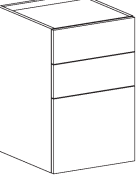
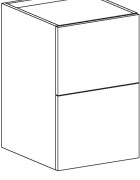
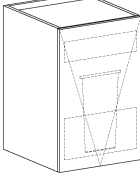
For door/drawer locks, specify Option LD; no price change.

For ventilation cutouts, specify Option VS; add \$459.

		Product No.	List \$	Product No.	List \$
Credenzas, 28.4h	Unfinished Back; Top Required	20d		24d	
	Credenza (Concealed Top)	KRE20C	371	KRE24C	416
	Credenza (Exposed Top)	KRE20E	371	KRE24E	416

Peds require pull selection

See page CKR3 for pull options

	w	d	Spec Code		Spec Code		Spec Code	Add \$
							Finished Back	
	Open Shelving 16	16	19.25, 23.25	A16	1526	A16	1581	FB 232
	• Open Shelving 18	18	19.25, 23.25	A18	1552	A18	1611	FB 239
	Open Shelving 20	20	19.25, 23.25	A20	1577	A20	1640	FB 245
	Open Shelving 24	24	19.25, 23.25	A24	1696	A24	1781	FB 258
	Open Shelving 30	30	19.25, 23.25	A30	1790	A30	1891	FB 278
	Open Shelving 36	36	19.25, 23.25	A36	1884	A36	2000	FB 297
	Cabinet 16 LH	16	20, 24	C16L	2011	C16L	2066	FB 232
	Cabinet 16 RH	16	20, 24	C16R	2011	C16R	2066	FB 232
	• Cabinet 18 LH	18	20, 24	C18L	2053	C18L	2112	FB 239
	Cabinet 18 RH	18	20, 24	C18R	2053	C18R	2112	FB 239
	Cabinet 20 LH	20	20, 24	C20L	2094	C20L	2157	FB 245
	Cabinet 20 RH	20	20, 24	C20R	2094	C20R	2157	FB 245
	Cabinet 24 LH	24	20, 24	C24L	2245	C24L	2330	FB 258
	Cabinet 24 RH	24	20, 24	C24R	2245	C24R	2330	FB 258
	Cabinet 30 DBL	30	20, 24	C30	2439	C30	2540	FB 278
	Cabinet 36 DBL	36	20, 24	C36	2582	C36	2699	FB 297
	4-Box 16	16	20, 24	J16	2705	J16	2788	FB 232
	• 4-Box 18	18	20, 24	J18	2774	J18	2843	FB 239
	4-Box 20	20	20, 24	J20	2822	J20	2774	FB 245
	4-Box 24	24	20, 24	J24	2928	J24	3007	FB 258
	4-Box 30	30	20, 24	J30	3081	J30	3171	FB 278
	4-Box 36	36	20, 24	J36	3235	J36	3336	FB 297
	2Box/StorageBin 16	16	20, 24	E16	2512	E16	2583	FB 232
	• 2Box/StorageBin 18	18	20, 24	E18	2568	E18	2632	FB 239
	2Box/StorageBin 20	20	20, 24	E20	2612	E20	2620	FB 245
	2Box/StorageBin 24	24	20, 24	E24	2707	E24	2780	FB 258
	2Box/StorageBin 30	30	20, 24	E30	2846	E30	2929	FB 278
	2Box/StorageBin 36	36	20, 24	E36	2985	E36	3077	FB 297
	Storage Bin/StorageBin 16	16	20, 24	S16	2319	S16	2378	FB 232
	• Storage Bin/StorageBin 18	18	20, 24	S18	2361	S18	2422	FB 239
	Storage Bin/StorageBin 20	20	20, 24	S20	2402	S20	2466	FB 245
	Storage Bin/StorageBin 24	24	20, 24	S24	2486	S24	2554	FB 258
	Storage Bin/StorageBin 30	30	20, 24	S30	2610	S30	2686	FB 278
	Storage Bin/StorageBin 36	36	20, 24	S36	2735	S36	2819	FB 297
	• TrashRecycle 18	18	20, 24	T18	2538	T18	2594	FB 239
	TrashRecycle 20	20	20, 24	T20	2542	T20	2588	FB 245
	TrashRecycle 24	24	20, 24	T24	2590	T24	2721	FB 258
	Fridge Drawer 24 (fridge included)*	24	24	—		R24	4507	FB 258
Fridge Drawer 36 (fridge not included)**	36	24	—		R36	2800	FB 297	

! Notes:

To order, specify the Product Number listed at top, then list the Spec Codes in L to R order in your description.

The total price is the price listed at top plus the sum of the prices for the Spec Codes you itemized.

All pedestals have unfinished backs and are manufactured as combined units.

Soft close drawers.

Tops must be ordered separately and are available up to a maximum width of 120-in.

Locks are not included on conference storage modules; see option below to order.

Trash/Recycle units 18w x 20d and 20w x 20d contain (1) Trash/Recycle bin.

Trash/Recycle units 24w x 20d and all units 24d contain (2) Trash/Recycle bins.

*Fridge included in 24w Fridge Drawer: Dometic DM50C F

**Recommended Fridge for 36w Fridge Drawer: Fisher&Paykel, Model No. RB36S25MKIW.N1 (Tuohy not providing due to warranty).

Tuohy will not provide the fridge due to warranty.

Fridge pedestals include venting.

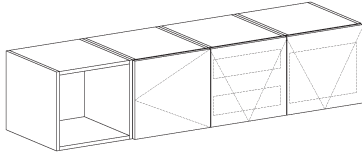
+ Options:

For door/drawer locks, specify Option LD; no price change.

For ventilation cutouts, specify Option VS; add \$459.

	Product No.	List \$
Credenzas		
20d 16.4h (case ht) Top Required		
Wall Hung, 28.4h (Installed ht w/out top)		
Wall Credenza (Concealed Top)	KRG20C	286
Wall Credenza (Exposed Top)	KRG20E	286

Peds require pull selection
See page CKR3 for pull options



	w	d	Spec Code	
Open Shelving 16	16	19.25	A16	1854
• Open Shelving 18	18	19.25	A18	1885
Open Shelving 20	20	19.25	A20	1840
Open Shelving 24	24	19.25	A24	1956
Open Shelving 30	30	19.25	A30	2045
Open Shelving 36	36	19.25	A36	2274
Cabinet 16 LH	16	20	C16L	2228
Cabinet 16 RH	16	20	C16R	2228
• Cabinet 18 LH	18	20	C18L	2262
Cabinet 18 RH	18	20	C18R	2262
Cabinet 20 LH	20	20	C20L	2317
Cabinet 20 RH	20	20	C20R	2317
Cabinet 24 DBL	24	20	C24	2483
Cabinet 30 DBL	30	20	C30	2601
Cabinet 36 DBL	36	20	C36	2719
2Box Drawer 16	16	20	D16	2317
• 2Box Drawer 18	18	20	D18	2358
2Box Drawer 20	20	20	D20	2388
2Box Drawer 24	24	20	D24	2396
2Box Drawer 30	30	20	D30	2547
2Box Drawer 36	36	20	D36	2642
StorageBin Drawer 16	16	20	S16	2148
• StorageBin Drawer 18	18	20	S18	2175
StorageBin Drawer 20	20	20	S20	2202
StorageBin Drawer 24	24	20	S24	2255
StorageBin Drawer 30	30	20	S30	2334
StorageBin Drawer 36	36	20	S36	2414

! Notes:

To order, specify the Product Number listed at top, then list the Spec Codes in L to R order in your description.

The total price is the price listed at top plus the sum of the prices for the Spec Codes you itemized.

All pedestals have unfinished backs and are manufactured as combined units.

Soft close drawers.

Customer walls must be adequately constructed to accept wall hung units.

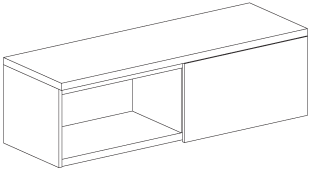
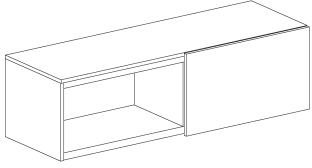
Tops must be ordered separately and are available up to a maximum width of 120-in.

Wall-mount cleats are included for field installation.

+ Options:

For door/drawer locks, specify Option LD; no price change.

Credenzas
 Wall Hung/Sliding Door
 29.1h (Installed Concealed Top)
 29.9h (Installed Exposed Top)



	Product No.	List \$	Product No.	List \$	
20d 17.1h (case ht + concealed top included)					
	w	d	Wood1 Doors	Glass Doors	
WCred: Sliding/Concealed 36	36	20	KRH36CW	KRH36CG	4503
WCred: Sliding/Concealed 54	54	20	KRH54CW	KRH54CG	5179
• WCred: Sliding/Concealed 60	60	20	KRH60CW	KRH60CG	6035
WCred: Sliding/Concealed 72	72	20	KRH72CW	KRH72CG	6470
WCred: Sliding/Concealed 90 [2]	90	20	KRH90CW	KRH90CG	8650
WCred: Sliding/Concealed 108 [2]	108	20	KRH108CW	KRH108CG	9376
20d 17.9h (case ht + exposed top included)					
	w	d	Wood1 Doors	Glass Doors	
WCred: Sliding/Exposed 36	36	20	KRH36EW	KRH36EG	4602
WCred: Sliding/Exposed 54	54	20	KRH54EW	KRH54EG	5326
• WCred: Sliding/Exposed 60	60	20	KRH60EW	KRH60EG	6199
WCred: Sliding/Exposed 72	72	20	KRH72EW	KRH72EG	6665
WCred: Sliding/Exposed 90 [2]	90	20	KRH90EW	KRH90EG	8894
WCred: Sliding/Exposed 108 [2]	108	20	KRH108EW	KRH108EG	9667

! Notes:

- Tops are included. See Option Codes below for use with panels.
- Units under 90w have one door; units 90 and over have two doors.
- Units are manufactured as 1-section, unless otherwise noted; [2] denotes units are built and shipped in 2-sections.
- Wall-mount cleats are included for field installation.
- Customer walls must be adequately constructed to accept wall hung units.
- OcuWrite Back-Painted Glass color: O.BWT White.
- Locks are not available on sliding door units.
- Metal trim on BPGlass doors has an (MBN) Brushed Nickel finish.
- Metal trim finish can be customized to any solid color powdercoat option to match blade base.
 - (MRB) Resin Black
 - (MRBM) Resin Matte Black
 - (MRBZ) Resin Bronze
 - (MRSA) Resin Satin Aluminum
 - (MRTG) Resin Thunder Gray
 - (MRW) Resin White



Specify: Product Number
 Quantity
 Color/Finish
 Tagging

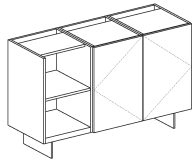
- Denotes Item is illustrated.
- ‡ Requires field sub-assembly.

Woods listed at Wood1 level

		Product No.	List \$	Product No.	List \$
Buffet	Unfinished Back; Top Required	20d		24d	
w/ Blade Base, 34.4h	Buffet w/ Blade (Concealed Top)	KRF20C	371	KRF24C	416
	Buffet w/ Blade (Exposed Top)	KRF20E	371	KRF24E	416

Peds require pull selection

See page CKR3 for pull options



	w	d	Spec Code		Spec Code		Spec Code	Add \$
							Finished Back	
Open Shelving 16	16	19.25, 23.25	A16	1985	A16	2040	FB	350
• Open Shelving 18	18	19.25, 23.25	A18	2068	A18	2127	FB	372
Open Shelving 20	20	19.25, 23.25	A20	2151	A20	2214	FB	393
Open Shelving 24	24	19.25, 23.25	A24	2384	A24	2469	FB	436
Open Shelving 30	30	19.25, 23.25	A30	2650	A30	2751	FB	500
Open Shelving 36	36	19.25, 23.25	A36	2917	A36	3033	FB	564

Cabinet 16 LH	16	20, 24	C16L	2470	C16L	2525	FB	350
Cabinet 16 RH	16	20, 24	C16R	2470	C16R	2525	FB	350
• Cabinet 18 LH	18	20, 24	C18L	2569	C18L	2628	FB	372
Cabinet 18 RH	18	20, 24	C18R	2569	C18R	2628	FB	372
Cabinet 20 LH	20	20, 24	C20L	2668	C20L	2731	FB	393
Cabinet 20 RH	20	20, 24	C20R	2668	C20R	2731	FB	393
Cabinet 24 LH	24	20, 24	C24L	2934	C24L	3019	FB	436
Cabinet 24 RH	24	20, 24	C24R	2934	C24R	3019	FB	436
Cabinet 30 DBL	30	20, 24	C30	3300	C30	3400	FB	500
Cabinet 36 DBL	36	20, 24	C36	3615	C36	3731	FB	564

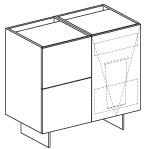
4-Box 16	16	20, 24	J16	3164	J16	3247	FB	350
• 4-Box 18	18	20, 24	J18	3291	J18	3359	FB	372
4-Box 20	20	20, 24	J20	3395	J20	3348	FB	393
4-Box 24	24	20, 24	J24	3616	J24	3695	FB	436



2Box/StorageBin 16	16	20, 24	E16	2971	E16	3042	FB	350
• 2Box/StorageBin 18	18	20, 24	E18	3084	E18	3148	FB	372
2Box/StorageBin 20	20	20, 24	E20	3186	E20	3193	FB	393
2Box/StorageBin 24	24	20, 24	E24	3395	E24	3469	FB	436
2Box/StorageBin 30	30	20, 24	E30	3706	E30	3789	FB	500
2Box/StorageBin 36	36	20, 24	E36	4017	E36	4109	FB	564

Storage Bin/StorageBin 16	16	20, 24	S16	2778	S16	2836	FB	350
• Storage Bin/StorageBin 18	18	20, 24	S18	2877	S18	2938	FB	372
Storage Bin/StorageBin 20	20	20, 24	S20	2976	S20	3039	FB	393
Storage Bin/StorageBin 24	24	20, 24	S24	3174	S24	3242	FB	436
Storage Bin/StorageBin 30	30	20, 24	S30	3471	S30	3547	FB	500
Storage Bin/StorageBin 36	36	20, 24	S36	3767	S36	3851	FB	564

• TrashRecycle 18	18	20, 24	T18	2836	T18	2892	FB	372
TrashRecycle 20	20	20, 24	T20	2897	T20	2943	FB	393
TrashRecycle 24	24	20, 24	T24	3060	T24	3191	FB	436
Fridge Drawer (fridge included)*	24	24	—		R24	4977	FB	436
Fridge Drawer (fridge not included)**	36	24	—		R36	3615	FB	564



! Notes:

To order, specify the Product Number listed at top, then list the Spec Codes in L to R order in your description.

The total price is the price listed at top plus the sum of the prices for the Spec Codes you itemized.

Minimum width of freestanding blade credenza is 30-inches.

All pedestals have unfinished backs and are manufactured as combined units.

Soft close drawers.

Tops must be ordered separately and are available up to a maximum width of 120-in.

Locks are not included on conference storage modules; see option below to order.

Trash/Recycle units 18w x 20d and 20w x 20d contain (1) Trash/Recycle bin.

Trash/Recycle units 24w x 20d and all units 24d contain (2) Trash/Recycle bins.

*Fridge included in 24w Fridge Drawer: Dometic DM50C F

**Recommended Fridge for 36w Fridge Drawer: Fisher&Paykel, Model No. RB36S25MKIW.N1 (Tuohy not providing due to warranty).

Fridge pedestals include venting.

Blades are solid powdercoat finish.

(MRB) Resin Black

(MRS) Resin Satin Aluminum

(MRBM) Resin Matte Black

(MRTG) Resin Thunder Gray

(MRBZ) Resin Bronze

(MRW) Resin White

For (MRBAS) Resin Brushed Aluminum w/ Steel Tint blades specify MRBAS; add \$175.

+ Options:

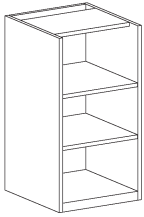
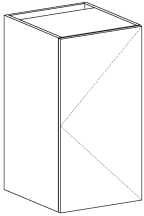
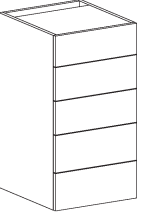
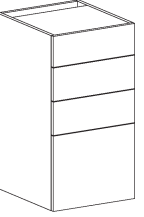
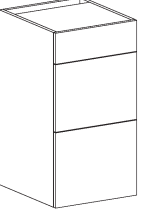
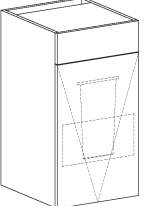
For door/drawer locks, specify Option LD; no price change.

For ventilation cutouts, specify Option VS; add \$459.

	Product No.	List \$	Product No.	List \$
Buffets, 34.4h	20d		24d	
	Unfinished Back; Top Required			
	Buffet (Concealed Top)	KRJ20C 434	KRJ24C 489	
	Buffet (Exposed Top)	KRJ20E 434	KRJ24E 489	

Peds require pull selection

See page CKR3 for pull options

	w	d	Spec Code	Spec Code	Spec Code	Add \$
					Finished Back	
	16	19.25, 23.25	A16	1563	A16 1623	FB 242
• Open Shelving 18	18	19.25, 23.25	A18	1589	A18 1654	FB 250
Open Shelving 20	20	19.25, 23.25	A20	1616	A20 1685	FB 258
Open Shelving 24	24	19.25, 23.25	A24	1737	A24 1828	FB 274
Open Shelving 30	30	19.25, 23.25	A30	1836	A30 1942	FB 298
Open Shelving 36	36	19.25, 23.25	A36	1934	A36 2056	FB 321
	16	20, 24	C16L	2108	C16L 2169	FB 242
Cabinet 16 RH	16	20, 24	C16R	2108	C16R 2169	FB 242
• Cabinet 18 LH	18	20, 24	C18L	2155	C18L 2219	FB 250
Cabinet 18 RH	18	20, 24	C18R	2155	C18R 2219	FB 250
Cabinet 20 LH	20	20, 24	C20L	2201	C20L 2270	FB 258
Cabinet 20 RH	20	20, 24	C20R	2201	C20R 2270	FB 258
Cabinet 24 LH	24	20, 24	C24L	2362	C24L 2452	FB 274
Cabinet 24 RH	24	20, 24	C24R	2362	C24R 2452	FB 274
Cabinet 30 DBL	30	20, 24	C30	2570	C30 2676	FB 274
Cabinet 36 DBL	36	20, 24	C36	2727	C36 2849	FB 298
	16	20, 24	L16	3026	L16 3125	FB 242
• 5-Box 18	18	20, 24	L18	3110	L18 3191	FB 250
5-Box 20	20	20, 24	L20	3166	L20 3102	FB 258
5-Box 24	24	20, 24	L24	3207	L24 3387	FB 274
	16	20, 24	H16	2833	H16 2920	FB 242
• 3Box/StorageBin 18	18	20, 24	H18	2903	H18 2980	FB 250
3Box/StorageBin 20	20	20, 24	H20	2957	H20 2948	FB 258
3Box/StorageBin 24	24	20, 24	H24	3073	H24 3161	FB 274
3Box/StorageBin 30	30	20, 24	H30	3243	H30 3342	FB 274
3Box/StorageBin 36	36	20, 24	H36	3413	H36 3523	FB 298
	16	20, 24	N16	2640	N16 2715	FB 242
• Box/2StorageBin 18	18	20, 24	N18	2696	N18 2770	FB 250
Box/2StorageBin 20	20	20, 24	N20	2747	N20 2794	FB 258
Box/2StorageBin 24	24	20, 24	N24	2852	N24 2935	FB 274
Box/2StorageBin 30	30	20, 24	N30	3007	N30 3099	FB 274
Box/2StorageBin 36	36	20, 24	N36	3163	N36 3264	FB 298
	18	20, 24	T18	2616	T18 2698	FB 250
Trash/Recycle 20	20	20, 24	T20	2673	T20 2696	FB 258
Trash/Recycle 24	24	20, 24	T24	2757	T24 2837	FB 274
Fridge Drawer (fridge included)*	24	24	—	—	R24 4623	FB 274
Fridge Drawer (fridge not included)**	36	24	—	—	R36 3353	FB 298

! Notes:

To order, specify the Product Number listed at top, then list the Spec Codes in L to R order in your description.

The total price is the price listed at top plus the sum of the prices for the Spec Codes you itemized.

All pedestals have unfinished backs and are manufactured as combined units.

Soft close drawers.

Tops must be ordered separately and are available up to a maximum width of 120-in.

Locks are not included on conference storage modules; see option below to order.

Trash/Recycle units 18w x 20d and 20w x 20d contain (1) Trash/Recycle bin.

Trash/Recycle units 24w x 20d and all units 24d contain (2) Trash/Recycle bins.

*Fridge included in 24w Fridge Drawer: Dometic DM50C F

**Recommended Fridge for 36w Fridge Drawer: Fisher&Paykel, Model No. RB36S25MKIW.N1 (Tuohy not providing due to warranty).

Tuohy will not provide the fridge due to warranty.

Fridge pedestals include venting.

+ Options:

For door/drawer locks, specify Option LD; no price change.

For ventilation cutouts, specify Option VS; add \$459.

Specify: Product Number
Quantity
Color/Finish
Tagging

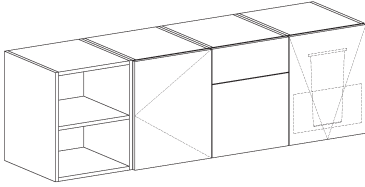
• Denotes Item is illustrated.
‡ Requires field sub-assembly.

Woods listed at Wood1 level

Product No. List \$

Buffets	20d 22.4h (case ht); Top Required		
Wall Hung, 34.4h (Installed ht w/out top)	Wall Buffet (Concealed Top)	KRK20C	334
	Wall Buffet (Exposed Top)	KRK20E	334

Peds require pull selection
See page CKR3 for pull options



				Spec Code	
Open Shelving 16	16	19.25		A16	1830
• Open Shelving 18	18	19.25		A18	1855
Open Shelving 20	20	19.25		A20	1880
Open Shelving 24	24	19.25		A24	1999
Open Shelving 30	30	19.25		A30	2092
Open Shelving 36	36	19.25		A36	2185
Cabinet 16 LH	16	20		C16L	2294
Cabinet 16 RH	16	20		C16R	2294
• Cabinet 18 LH	18	20		C18L	2333
Cabinet 18 RH	18	20		C18R	2333
Cabinet 20 LH	20	20		C20L	2371
Cabinet 20 RH	20	20		C20R	2371
Cabinet 24 LH	24	20		C24L	2516
Cabinet 24 RH	24	20		C24R	2516
Cabinet 30 DBL	30	20		C30	2702
Cabinet 36 DBL	36	20		C36	2834
Box/StorageBin 16	16	20		N16	2461
• Box/StorageBin 18	18	20		N18	2503
Box/StorageBin 20	20	20		N20	2539
Box/StorageBin 24	24	20		N24	2586
Box/StorageBin 30	30	20		N30	2726
Box/StorageBin 36	36	20		N36	2831
• TrashRecycle 18	18	20		T18	2534
TrashRecycle 20	20	20		T20	2497
TrashRecycle 24	24	20		T24	2552

! Notes:

To order, specify the Product Number listed at top, then list the Spec Codes in L to R order in your description.
The total price is the price listed at top plus the sum of the prices for the Spec Codes you itemized.
All pedestals have unfinished backs and are manufactured as combined units.
Soft close drawers.
Customer walls must be adequately constructed to accept wall hung units.
Tops must be ordered separately and are available up to a maximum width of 120-in.
Wall-mount cleats are included for field installation.
Trash/Recycle units 18w x 20d and 20w x 20d contain (1) Trash/Recycle bin.
Trash/Recycle units 24w x 20d and all units 24d contain (2) Trash/Recycle bins.

+ Options:

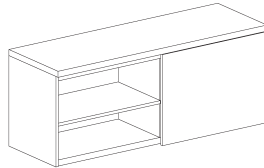
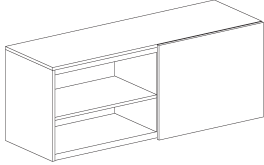
For door/drawer locks, specify Option LD; no price change.

Specify: Product Number
Quantity
Color/Finish
Tagging

• Denotes Item is illustrated.
‡ Requires field sub-assembly.

Woods listed at Wood1 level

Buffets
 Wall Hung/Sliding Door
 35.1h (Installed Concealed Top)
 35.9h (Installed Exposed Top)




	Product No.	List \$	Product No.	List \$
20d 23.1h (case ht + concealed top included)	Wood1 Doors		Glass Doors	
W Buffet: Sliding/Concealed 36	KRL36CW	4300	KRL36CG	4729
W Buffet: Sliding/Concealed 54	KRL54CW	4833	KRL54CG	5475
• W Buffet: Sliding/Concealed 60	KRL60CW	5648	KRL60CG	6362
W Buffet: Sliding/Concealed 72	KRL72CW	6000	KRL72CG	6841
W Buffet: Sliding/Concealed 90	KRL90CW	7843	KRL90CG	9210
20d 23.9h (case ht + exposed top included)	Wood1 Doors		Glass Doors	
W Buffet: Sliding/Exposed 36	KRL36EW	4399	KRL36EG	4828
W Buffet: Sliding/Exposed 54	KRL54EW	4981	KRL54EG	5622
• W Buffet: Sliding/Exposed 60	KRL60EW	5811	KRL60EG	6526
W Buffet: Sliding/Exposed 72	KRL72EW	6195	KRL72EG	7036
W Buffet: Sliding/Exposed 90	KRL90EW	8086	KRL90EG	9454

! Notes:
 Tops are included. See Option Codes below for use with panels.
 Units under 90w have one door; units 90 and over have two doors.
 Units are manufactured as 1-section, unless otherwise noted; [2] denotes units are built and shipped in 2-sections.
 Wall-mount cleats are included for field installation.
 Customer walls must be adequately constructed to accept wall hung units.
 OcuWrite Back-Painted Glass color: O.BWT White.
 Locks are not available on sliding door units.
 Metal trim on BPGlass doors has an (MBN) Brushed Nickel finish.
 Metal trim finish can be customized to any solid color powdercoat option to match blade base.
 (MRB) Resin Black (MRS) Resin Satin Aluminum
 (MRBM) Resin Matte Black (MRTG) Resin Thunder Gray
 (MRBZ) Resin Bronze (MRW) Resin White

Specify: Product Number • Denotes Item is illustrated.
 Quantity ‡ Requires field sub-assembly.
 Color/Finish
 Tagging

Woods listed at Wood1 level

Drawer Inserts



Product No. List \$ Product No. List \$
For 20" Deep Pedestal For 24" Deep Pedestal


Wood Cutlery Tray Insert for box drawers		w			
1	For 16 wide ped	14.5	KRX2016	358	KRX2416 358
1	For 18 wide ped	16.5	KRX2018	358	KRX2418 358
2	For 20 wide ped	18.5	KRX2020	409	KRX2420 409
2	For 24 wide ped	22.5	KRX2024	409	KRX2424 409
3	For 30 wide ped	28.5			KRX2430 612
3	For 36 wide ped	34.5			KRX2436 612

K-Cup Insert for box drawers		w			
4	For 16 wide ped (25 K-cup)	14.5	KRY2016	424	KRY2416 424
5	For 18 wide ped (30 K-cup)	16.5	KRY2018	424	KRY2418 424
5	For 24 wide ped (30 K-cup)	22.5	KRY2024	472	KRY2424 472

Peg Insert for storage drawers		w			
6	For 20 wide ped (9 pegs)	18.5	KRZ2020	450	KRZ2420 450
6	For 24 wide ped (9 pegs)	22.5	KRZ2024	450	KRZ2424 450
7	For 30 wide ped (12 pegs)	28.5	KRZ2030	478	KRZ2430 478
8	For 36 wide ped (16 pegs)	34.5	KRZ2036	575	KRZ2436 575

! Notes:
Inserts are maple with a UV cured clear finish.

Description	#Shlvs	ProdNo.	List \$	ProdNo.	List \$	ProdNo.	List \$	ProdNo.	List \$	ProdNo.	List \$	ProdNo.	List \$	ProdNo.	List \$
Wall Panels, Wood1															
	h	30w	36w	42w	48w	54w	60w	66w	72w						
Buffet to 60.5h	24.6	2	KRMWA30 2620	KRMWA36 2732	KRMWA42 2844	KRMWA48 2960	KRMWA54 3072	KRMWA60 3186	KRMWA66 3297	KRMWA72 3410					
Credenza to 60.5h	30.6	2	KRMWB30 2703	KRMWB36 2826	KRMWB42 2951	KRMWB48 3075	KRMWB54 3199	KRMWB60 3323	KRMWB66 3448	KRMWB72 3572					
Low Cred. to 60.5h	36.6	2	KRMWC30 2826	KRMWC36 2967	KRMWC42 3109	KRMWC48 3251	KRMWC54 3392	KRMWC60 3533	KRMWC66 3673	KRMWC72 3814					
Bench to 60.5h	42.6	3	KRMWD30 2951	KRMWD36 3109	KRMWD42 3268	KRMWD48 3424	KRMWD54 3583	KRMWD60 3741	KRMWD66 3898	KRMWD72 4057					
Buffet to 72.5h	36.6	2	KRMWE30 2826	KRMWE36 2967	KRMWE42 3109	KRMWE48 3251	KRMWE54 3392	KRMWE60 3533	KRMWE66 3673	KRMWE72 3814					
Credenza to 72.5h	42.6	2	KRMWF30 2951	KRMWF36 3109	KRMWF42 3268	KRMWF48 3424	KRMWF54 3583	KRMWF60 3741	KRMWF66 3898	KRMWF72 4057					
Low Cred. to 72.5h	48.6	2	KRMWG30 3075	KRMWG36 3251	KRMWG42 3424	KRMWG48 3600	KRMWG54 3774	KRMWG60 3949	KRMWG66 4124	KRMWG72 4299					
Bench to 72.5h	54.6	3	KRMWH30 3199	KRMWH36 3392	KRMWH42 3583	KRMWH48 3774	KRMWH54 3967	KRMWH60 4157	KRMWH66 4350	KRMWH72 4541					
Buffet to 84.5h	48.6	3	KRMWJ30 3075	KRMWJ36 3251	KRMWJ42 3424	KRMWJ48 3600	KRMWJ54 3774	KRMWJ60 3949	KRMWJ66 4124	KRMWJ72 4299					
Credenza to 84.5h	54.6	3	KRMWK30 3199	KRMWK36 3392	KRMWK42 3583	KRMWK48 3774	KRMWK54 3967	KRMWK60 4157	KRMWK66 4350	KRMWK72 4541					
Low Cred. to 84.5h	60.6	3	KRMWL30 3323	KRMWL36 3533	KRMWL42 3741	KRMWL48 3949	KRMWL54 4157	KRMWL60 4368	KRMWL66 4576	KRMWL72 4783					
Bench to 84.5h	66.6	4	KRMWM30 3448	KRMWM36 3674	KRMWM42 3899	KRMWM48 4124	KRMWM54 4349	KRMWM60 4576	—	—					
	h	78w	84w	90w	96w	102w	108w	114w	120w						
Buffet to 60.5h	24.6	2	KRMWA78 3524	KRMWA84 3637	KRMWA90 3750	KRMWA96 3862	KRMWA102 3976	KRMWA108 4089	KRMWA114 4203	KRMWA120 4316					
Credenza to 60.5h	30.6	2	KRMWB78 3696	KRMWB84 3821	KRMWB90 3947	KRMWB96 4069	KRMWB102 4195	KRMWB108 4319	KRMWB114 4444	KRMWB120 4568					
Low Cred. to 60.5h	36.6	2	KRMWC78 3955	KRMWC84 4097	KRMWC90 4239	KRMWC96 4380	KRMWC102 4521	KRMWC108 4663	KRMWC114 4802	KRMWC120 4943					
Bench to 60.5h	42.6	3	KRMWD78 4215	KRMWD84 4373	KRMWD90 4532	KRMWD96 4689	KRMWD102 4847	KRMWD108 5006	KRMWD114 5162	KRMWD120 5321					
Buffet to 72.5h	36.6	2	KRMWE78 3955	KRMWE84 4097	KRMWE90 4239	KRMWE96 4380	KRMWE102 4521	KRMWE108 4663	KRMWE114 4802	KRMWE120 4943					
Credenza to 72.5h	42.6	2	KRMWF78 4215	KRMWF84 4373	KRMWF90 4532	KRMWF96 4689	KRMWF102 4847	KRMWF108 5006	KRMWF114 5162	KRMWF120 5321					
Low Cred. to 72.5h	48.6	2	KRMWG78 4473	KRMWG84 4648	KRMWG90 4824	KRMWG96 4997	KRMWG102 5174	KRMWG108 5349	KRMWG114 5523	KRMWG120 5698					
Bench to 72.5h	54.6	3	KRMWH78 4733	KRMWH84 4925	KRMWH90 5118	KRMWH96 5308	KRMWH102 5501	KRMWH108 5691	KRMWH114 5882	KRMWH120 6075					
Buffet to 84.5h	48.6	3	KRMWJ78 4473	KRMWJ84 4648	KRMWJ90 4824	KRMWJ96 4997	KRMWJ102 5174	KRMWJ108 5349	KRMWJ114 5523	KRMWJ120 5698					
Credenza to 84.5h	54.6	3	KRMWK78 4733	KRMWK84 4925	KRMWK90 5118	KRMWK96 5308	KRMWK102 5501	KRMWK108 5691	KRMWK114 5882	KRMWK120 6075					
Low Cred. to 84.5h	60.6	3	KRMWL78 4993	KRMWL84 5201	KRMWL90 5410	KRMWL96 5618	KRMWL102 5826	KRMWL108 6035	KRMWL114 6243	KRMWL120 6453					
Bench to 84.5h	66.6	4	—	—	—	—	—	—	—	—					



! Notes:
 Wall panel heights are based off 1.5-inch exposed tops. Panels will be 0.75-inches lower overall on concealed tops.
 All panels are magnetic.
 1.5-in metal edge on 3 sides; finish is (MRBAS) Metal Resin Brushed Aluminum with Steet Tint.
 Metal edge finish can be customized to any solid color powdercoat option to match blade base.
 (MRB) Resin Black (MRSB) Resin Satin Aluminum
 (MRBM) Resin Matte Black (MRTG) Resin Thunder Gray
 (MRBZ) Resin Bronze (MRW) Resin White

Description	#Shlvs	ProdNo.	List \$	ProdNo.	List \$	ProdNo.	List \$	ProdNo.	List \$	ProdNo.	List \$	ProdNo.	List \$	ProdNo.	List \$
Wall Panels, OcuWrite BPGlass															
	h	30w	36w	42w	48w	54w	60w	66w	72w						
Buffet to 60.5h	24.6	2	KRMGA30 2999	KRMGA36 3206	KRMGA42 3417	KRMGA48 3625	KRMGA54 3833	KRMGA60 4041	KRMGA66 4249	KRMGA72 4459					
Credenza to 60.5h	30.6	2	KRMGB30 3197	KRMGB36 3437	KRMGB42 3678	KRMGB48 3919	KRMGB54 4159	KRMGB60 4400	KRMGB66 4641	KRMGB72 4881					
Low Cred. to 60.5h	36.6	2	KRMGC30 3493	KRMGC36 3782	KRMGC42 4069	KRMGC48 4359	KRMGC54 4647	KRMGC60 4937	KRMGC66 5226	KRMGC72 5514					
Bench to 60.5h	42.6	3	KRMGD30 3788	KRMGD36 4125	KRMGD42 4464	KRMGD48 4801	KRMGD54 5138	KRMGD60 5474	KRMGD66 5812	KRMGD72 6148					
Buffet to 72.5h	36.6	2	KRMGE30 3493	KRMGE36 3782	KRMGE42 4069	KRMGE48 4359	KRMGE54 4647	KRMGE60 4937	KRMGE66 5226	KRMGE72 5514					
Credenza to 72.5h	42.6	2	KRMGF30 3788	KRMGF36 4125	KRMGF42 4464	KRMGF48 4801	KRMGF54 5138	KRMGF60 5474	KRMGF66 5812	KRMGF72 6148					
Low Cred. to 72.5h	48.6	2	KRMGG30 4086	KRMGG36 4470	KRMGG42 4857	KRMGG48 5242	KRMGG54 5626	KRMGG60 6012	KRMGG66 6397	KRMGG72 6781					
Bench to 72.5h	54.6	3	KRMGH30 4382	KRMGH36 4816	KRMGH42 5249	KRMGH48 5683	KRMGH54 6114	KRMGH60 6549	KRMGH66 6980	KRMGH72 7414					
Buffet to 84.5h	48.6	3	KRMGJ30 4086	KRMGJ36 4470	KRMGJ42 4857	KRMGJ48 5242	KRMGJ54 5626	KRMGJ60 6012	KRMGJ66 6397	KRMGJ72 6781					
Credenza to 84.5h	54.6	3	KRMGK30 4382	KRMGK36 4816	KRMGK42 5249	KRMGK48 5683	KRMGK54 6114	KRMGK60 6549	KRMGK66 6980	KRMGK72 7414					
Low Cred. to 84.5h	60.6	3	KRMGL30 4680	KRMGL36 5161	KRMGL42 5643	KRMGL48 6124	KRMGL54 6605	KRMGL60 7086	KRMGL66 7568	KRMGL72 8049					
Bench to 84.5h	66.6	4	KRMGM30 4976	KRMGM36 5506	KRMGM42 6035	KRMGM48 6565	KRMGM54 7094	KRMGM60 7623	—	—	—	—	—	—	—
	h	78w	84w	90w	96w	102w	108w	114w	120w						
Buffet to 60.5h	24.6	2	KRMGA78 4666	KRMGA84 4875	KRMGA90 5084	KRMGA96 5294	—	—	—	—					
Credenza to 60.5h	30.6	2	KRMGB78 5123	KRMGB84 5362	KRMGB90 5603	KRMGB96 5844	—	—	—	—					
Low Cred. to 60.5h	36.6	2	KRMGC78 5803	KRMGC84 6092	KRMGC90 6382	KRMGC96 6669	—	—	—	—					
Bench to 60.5h	42.6	3	KRMGD78 6485	KRMGD84 6822	KRMGD90 7158	KRMGD96 7496	—	—	—	—					
Buffet to 72.5h	36.6	2	KRMGE78 5803	KRMGE84 6092	KRMGE90 6382	KRMGE96 6669	—	—	—	—					
Credenza to 72.5h	42.6	2	KRMGF78 6485	KRMGF84 6822	KRMGF90 7158	KRMGF96 7496	—	—	—	—					
Low Cred. to 72.5h	48.6	2	KRMGG78 7168	KRMGG84 7553	—	—	—	—	—	—					
Bench to 72.5h	54.6	3	KRMGH78 7849	KRMGH84 8280	—	—	—	—	—	—					
Buffet to 84.5h	48.6	3	KRMGJ78 7168	KRMGJ84 7553	—	—	—	—	—	—					
Credenza to 84.5h	54.6	3	KRMGK78 7849	KRMGK84 8280	—	—	—	—	—	—					
Low Cred. to 84.5h	60.6	3	KRMGL78 8530	KRMGL84 9012	—	—	—	—	—	—					
Bench to 84.5h	66.6	4	—	—	—	—	—	—	—	—					

! Notes:

Wall panel heights are based off 1.5-inch exposed tops. Panels will be 0.75-inches lower overall on concealed tops.
All panels are magnetic.

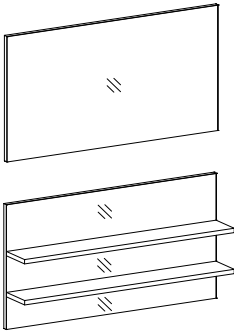
Max size of glass panels is 96w x 48h in one piece; max width is 96w.

OcuWrite Back-Painted Glass color: O.BWT White.

1.5-in metal edge on 3 sides; finish is (MRBAS) Metal Resin Brushed Aluminum with Steet Tint.

Metal edge finish can be customized to any solid color powdercoat option to match blade base.

- (MRB) Resin Black
- (MRBM) Resin Matte Black
- (MRBZ) Resin Bronze
- (MRS) Resin Satin Aluminum
- (MRTG) Resin Thunder Gray
- (MRW) Resin White



Specify: Product Number
Quantity
Color/Finish
Tagging

- Denotes Item is illustrated.
- ‡ Requires field sub-assembly.

Woods listed at Wood1 level

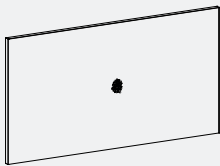
Description	#Shlvs	ProdNo.	List \$	ProdNo.	List \$	ProdNo.	List \$	ProdNo.	List \$	ProdNo.	List \$	ProdNo.	List \$	ProdNo.	List \$	ProdNo.	List \$	ProdNo.	List \$
Wall Panels, Fabric																			
	h	30w	36w	42w	48w	54w	60w	66w	72w										
Buffet to 60.5h	24.6	2	KRMFA30 2227	KRMFA36 2245	KRMFA42 2262	KRMFA48 2280	KRMFA54 2295	KRMFA60 2312	KRMFA66 2330	KRMFA72 2347									
Credenza to 60.5h	30.6	2	KRMFB30 2276	KRMFB36 2298	KRMFB42 2317	KRMFB48 2337	KRMFB54 2358	KRMFB60 2378	KRMFB66 2398	KRMFB72 2417									
Low Cred. to 60.5h	36.6	2	KRMFC30 2354	KRMFC36 2378	KRMFC42 2400	KRMFC48 2426	KRMFC54 2451	KRMFC60 2473	KRMFC66 2499	KRMFC72 2523									
Bench to 60.5h	42.6	3	KRMFD30 2430	KRMFD36 2457	KRMFD42 2486	KRMFD48 2513	KRMFD54 2541	KRMFD60 2569	KRMFD66 2597	KRMFD72 2625									
Buffet to 72.5h	36.6	2	KRMFE30 2354	KRMFE36 2378	KRMFE42 2400	KRMFE48 2426	KRMFE54 2451	KRMFE60 2473	KRMFE66 2499	KRMFE72 2523									
Credenza to 72.5h	42.6	2	KRMFF30 2430	KRMFF36 2457	KRMFF42 2486	KRMFF48 2513	KRMFF54 2541	KRMFF60 2569	KRMFF66 2597	KRMFF72 2625									
Low Cred. to 72.5h	48.6	2	KRMFG30 2505	KRMFG36 2538	KRMFG42 2569	KRMFG48 2601	KRMFG54 2632	KRMFG60 2665	KRMFG66 2697	KRMFG72 2730									
Bench to 72.5h	54.6	3	KRMFH30 2582	KRMFH36 2618	KRMFH42 2653	KRMFH48 2689	KRMFH54 2726	KRMFH60 2762	KRMFH66 2797	KRMFH72 2833									
Buffet to 84.5h	48.6	3	KRMFJ30 2505	KRMFJ36 2538	KRMFJ42 2569	KRMFJ48 2601	KRMFJ54 2632	KRMFJ60 2665	KRMFJ66 2697	KRMFJ72 2730									
Credenza to 84.5h	54.6	3	KRMFK30 2582	KRMFK36 2618	KRMFK42 2653	KRMFK48 2689	KRMFK54 2726	KRMFK60 2762	KRMFK66 2797	KRMFK72 2833									
Low Cred. to 84.5h	60.6	3	KRMFL30 2657	KRMFL36 2696	KRMFL42 2737	KRMFL48 2777	KRMFL54 2818	KRMFL60 2857	KRMFL66 2897	KRMFL72 2938									
Bench to 84.5h	66.6	4	KRMFM30 2733	KRMFM36 2776	KRMFM42 2822	KRMFM48 2865	—	—	—	—									
	h	78w	84w	90w	96w	102w	108w	114w	120w										
Buffet to 60.5h	24.6	2	KRMFA78 2365	KRMFA84 2382	KRMFA90 2400	KRMFA96 2418	KRMFA102 2436	KRMFA108 2453	KRMFA114 2471	KRMFA120 2487									
Credenza to 60.5h	30.6	2	KRMFB78 2437	KRMFB84 2457	KRMFB90 2477	KRMFB96 2499	KRMFB102 2518	KRMFB108 2538	KRMFB114 2559	KRMFB120 2578									
Low Cred. to 60.5h	36.6	2	KRMFC78 2544	KRMFC84 2569	KRMFC90 2595	KRMFC96 2618	KRMFC102 2642	KRMFC108 2667	KRMFC114 2689	KRMFC120 2713									
Bench to 60.5h	42.6	3	KRMFD78 2653	KRMFD84 2683	KRMFD90 2709	KRMFD96 2738	KRMFD102 2766	KRMFD108 2794	KRMFD114 2821	KRMFD120 2850									
Buffet to 72.5h	36.6	2	KRMFE78 2544	KRMFE84 2569	KRMFE90 2595	KRMFE96 2618	KRMFE102 2642	KRMFE108 2667	KRMFE114 2689	KRMFE120 2713									
Credenza to 72.5h	42.6	2	KRMFF78 2653	KRMFF84 2683	KRMFF90 2709	KRMFF96 2738	KRMFF102 2766	KRMFF108 2794	KRMFF114 2821	KRMFF120 2850									
Low Cred. to 72.5h	48.6	2	KRMFG78 2762	KRMFG84 2794	KRMFG90 2826	KRMFG96 2857	KRMFG102 2890	KRMFG108 2921	KRMFG114 2952	KRMFG120 2986									
Bench to 72.5h	54.6	3	KRMFH78 2871	KRMFH84 2906	KRMFH90 2942	KRMFH96 2978	KRMFH102 3015	KRMFH108 3050	KRMFH114 3086	KRMFH120 3122									
Buffet to 84.5h	48.6	3	KRMFJ78 2762	KRMFJ84 2794	KRMFJ90 2826	KRMFJ96 2857	KRMFJ102 2890	KRMFJ108 2921	KRMFJ114 2952	KRMFJ120 2986									
Credenza to 84.5h	54.6	3	KRMFK78 2871	KRMFK84 2906	KRMFK90 2942	KRMFK96 2978	KRMFK102 3015	KRMFK108 3050	KRMFK114 3086	KRMFK120 3122									
Low Cred. to 84.5h	60.6	3	KRMFL78 2978	KRMFL84 3019	KRMFL90 3057	KRMFL96 3096	KRMFL102 3137	KRMFL108 3178	KRMFL114 3219	KRMFL120 3257									
Bench to 84.5h	66.6	4	—	—	—	—	—	—	—	—									

! Notes:

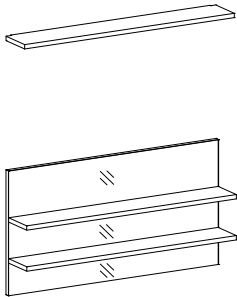
- Wall panel heights are based off 1.5-inch exposed tops. Panels will be 0.75-inches lower overall on concealed tops.
- All panels are tackable.
- Fabric panels width will be determined by fabric direction.
- Fabric panels over 96 inches wide will be two piece.
- Wall panels taller than 48.6h will be done in multiple sections to fit direction and size of Fabric roll.
- Any Fabric wall panel wider than 96w will be split vertically in two pieces.
- 1.5-in metal edge on 3 sides; finish is (MRBAS) Metal Resin Brushed Aluminum with Steet Tint.
- Metal edge finish can be customized to any solid color powdercoat option to match blade base; no price change.
- (MRB) Resin Black (MRSA) Resin Satin Aluminum
- (MRBM) Resin Matte Black (MRTG) Resin Thunder Gray
- (MRBZ) Resin Bronze (MRW) Resin White

COM Fabric Requirements (yards of 54w material)

	30w	36w	48w	54w	60w	66w	72w	78w	84w	90w	96w	102w	108w	114w	120w
24.6	1	1.2	1.5	1.7	1.9	2.2	2.2	2.4	2.5	2.7	2.9	3.2	3.4	3.5	3.7
30.6	2	2.4	3	3.4	3.8	4.4	4.4	4.8	5	5.4	5.8	6.4	6.8	7	7.4
36.6	2	2.4	3	3.4	3.8	4.4	4.4	4.8	5	5.4	5.8	6.4	6.8	7	7.4
42.6	2	2.4	3	3.4	3.8	4.4	4.4	4.8	5	5.4	5.8	6.4	6.8	7	7.4
48.6	2	2.4	3	3.4	3.8	4.4	4.4	4.8	5	5.4	5.8	6.4	6.8	7	7.4
54.6	2	2.4	3	3.4	3.8	4.4	4.4	4.8	5	5.4	5.8	6.4	6.8	7	7.4
60.6	2	2.4	3	3.4	3.8	4.4	4.4	4.8	5	5.4	5.8	6.4	6.8	7	7.4
54.6	2	2.4	3	3.4	3.8	4.4	4.4	4.8	5	5.4	5.8	6.4	6.8	7	7.4
66.6	3	3.6	4.5	5.1	5.7	6.6	6.6	7.2	7.5	8.1	8.7	9.6	10.2	10.5	11.1



Wall Panel Shelves

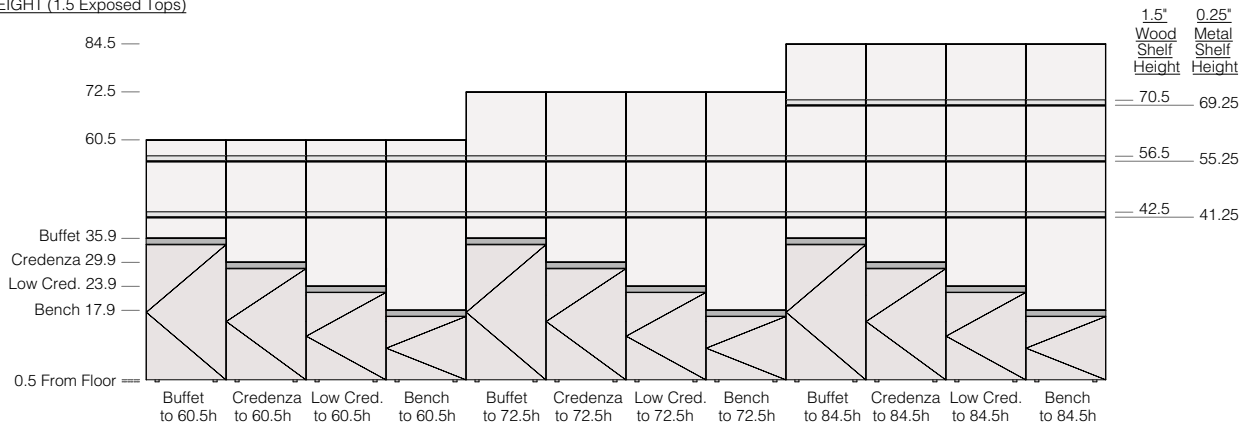


Description	Product No.	List \$	Product No.		List \$
			Wood 1.5th	Metal 0.25th	
Shelf 30w 12d	DZMSW30	1115	DZMSM30	1201	
Shelf 36w 12d	DZMSW36	1154	DZMSM36	1281	
Shelf 48w 12d	DZMSW48	1311	DZMSM48	1388	
Shelf 54w 12d	DZMSW54	1351	DZMSM54	1388	
Shelf 60w 12d	DZMSW60	1466	DZMSM60	1388	
Shelf 66w 12d	DZMSW66	1506	DZMSM66	1468	
Shelf 72w 12d	DZMSW72	1545	DZMSM72	1468	
Shelf 78w 12d	DZMSW78	1661	DZMSM78	1468	
Shelf 84w 12d	DZMSW84	1702	DZMSM84	1549	
Shelf 90w 12d	DZMSW90	1742	DZMSM90	1549	
Shelf 96w 12d	DZMSW96	1856	DZMSM96	1789	
Shelf 102w 12d	DZMSW102	1897	DZMSM102	1789	
Shelf 108w 12d	DZMSW108	1937	DZMSM108	1789	
Shelf 114w 12d	DZMSW114	2052	DZMSM114	1843	
Shelf 120w 12d	DZMSW120	2094	DZMSM120	1843	

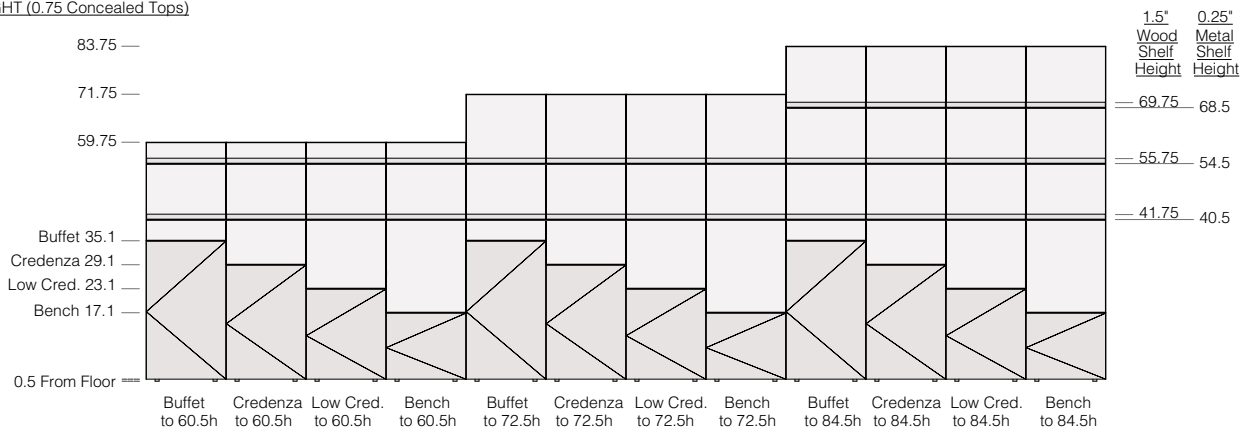
! Notes—for Wall Panels and Shelves:

- Metal shelves have a weight limit of 40 lbs per linear foot with a .25 inch drop.
- Wood shelves have a weight limit of 40 lbs per linear foot.
- Metal and Wood cannot be intermixed on a single panel.
- Shelf depth is 12d on both wood and metal shelves.
- Metal shelves are standard MRBAS, Brushed Aluminum w/Steel Tint.
- Number of shelves is determined by panel size.
- Specify shelf location using chart at bottom of section.

CADENCE HEIGHT (1.5 Exposed Tops)



CADENCE HEIGHT (0.75 Concealed Tops)



(Order wall panels based off 1.5" exposed tops; actual height will be 0.75" lower when used on concealed tops.)

PRICING & SPECIFICATION GUIDE
Meich Tables

May 1, 2023

TUOHY

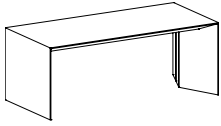


Conference: **Meich**

Wood1 Outer Material Desks & Tables	CME3
Wood2 Outer Material Desks & Tables	CME4
HPL Outer Material Desks & Tables	CME5
Fenix Outer Material Desks & Tables	CME6
Avonite Outer Material Desks & Tables	CME7

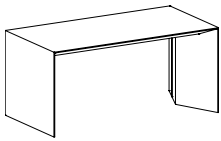
Wood1 Outer

Desks 29.9h



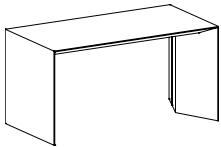
	Seats	Prefix & Width Codes	Depth & Inner Material Codes			
			Wood1	HPL	Fenix	Silux
		MCHW129...	...W1	...HPL	...F	...S
Rectangle 72w 30d	1	...7230...	11114	11690	13826	14426
Rectangle 72w 36d	1	...7236...	11680	12256	14392	14992
• Rectangle 78w 30d	1	...7830...	11607	12183	14319	14943
Rectangle 78w 36d	1	...7836...	11851	12427	14563	15187
Rectangle 84w 30d	1	...8430...	11726	12302	14438	15086
Rectangle 84w 36d	1	...8436...	11964	12540	14676	15324

Tables 36h



	Seats	Prefix & Width Codes	Depth & Inner Material Codes			
			Wood1	HPL	Fenix	Silux
		MCHW136...	...W1	...HPL	...F	...S
Rectangle 72w 36d	4	...7236...	13051	13627	15763	16363
Rectangle 72w 40d	4	...7240...	13319	13895	16031	16679
• Rectangle 78w 36d	4	...7836...	13863	14439	16575	17199
Rectangle 78w 40d	4	...7840...	14132	14708	16844	17516
Rectangle 84w 36d	4-6	...8436...	14051	14627	16763	17411
Rectangle 84w 40d	4-6	...8440...	14321	14897	17033	17729
Rectangle 90w 36d	4-6	...9036...	14239	14815	16951	17671
Rectangle 90w 40d	4-6	...9040...	14509	15085	17221	17941
Rectangle 96w 36d	4-10	...9636...	14429	15005	19001	19745
Rectangle 96w 40d	4-10	...9640...	14698	15274	19270	20014
Rectangle 102w 36d	6-10	...10236...	15738	16314	20310	21078
Rectangle 102w 40d	6-10	...10240...	16007	16583	20579	21347
Rectangle 108w 36d	6-10	...10836...	15926	16502	20498	21290
Rectangle 108w 40d	6-10	...10840...	16196	16772	20768	21560
Rectangle 114w 36d	6-10	...11436...	16114	16690	20686	21502
Rectangle 114w 40d	6-10	...11440...	16384	16960	20956	21772
Rectangle 120w 36d	6-12	...12036...	16241	16817	20813	21653
Rectangle 120w 40d	6-12	...12040...	16510	17086	21082	21922

Tables 40h



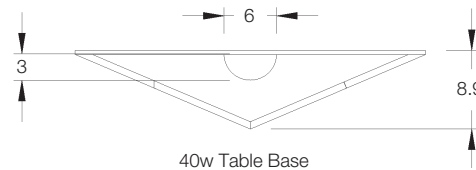
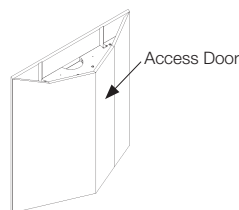
	Seats	Prefix & Width Codes	Depth & Inner Material Codes			
			Wood1	HPL	Fenix	Silux
		MCHW140...	...W1	...HPL	...F	...S
Rectangle 72w 36d	4	...7236...	13332	13908	16044	16644
Rectangle 72w 40d	4	...7240...	13630	14206	16342	16990
• Rectangle 78w 36d	4	...7836...	14144	14720	16856	17480
Rectangle 78w 40d	4	...7840...	14442	15018	17154	17826
Rectangle 84w 36d	4-6	...8436...	14333	14909	17045	17693
Rectangle 84w 40d	4-6	...8440...	14631	15207	17343	18039
Rectangle 90w 36d	4-6	...9036...	14521	15097	17233	17953
Rectangle 90w 40d	4-6	...9040...	14819	15395	17531	18251
Rectangle 96w 36d	4-10	...9636...	14710	15286	19282	20026
Rectangle 96w 40d	4-10	...9640...	15008	15584	19580	20324
Rectangle 102w 36d	6-10	...10236...	16020	16596	20592	21360
Rectangle 102w 40d	6-10	...10240...	16317	16893	20889	21657
Rectangle 108w 36d	6-10	...10836...	16208	16784	20780	21572
Rectangle 108w 40d	6-10	...10840...	16506	17082	21078	21870
Rectangle 114w 36d	6-10	...11436...	16396	16972	20968	21784
Rectangle 114w 40d	6-10	...11440...	16694	17270	21266	22082
Rectangle 120w 36d	6-12	...12036...	16522	17098	21094	21934
Rectangle 120w 40d	6-12	...12040...	16819	17395	21391	22231

> To Order:

For product numbers, join the Prefix/Width Code and Depth & Material Code; read across and down for price.
 Ex: For 36h 72w 36d with Wood1 top, product number is MCH367236W1; list price is \$13051.

! Notes:

- All tops are 1-section.
- Tables ship fully assembled in one piece and cannot be disassembled. Check all clearances.
- Recommended power is Dean Z-Mount from Tuohy Power Data pricelist.
- Bases include access door for wire management.
- Base cutout for wire management is 3-in radius for all base sizes.

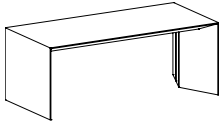


Specify: Product Number
 Quantity
 Tagging
 Wood Finish

- Denotes Item is illustrated.
- ‡ Requires field sub-assembly.

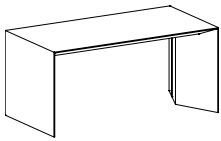
Wood2 Outer

Desks 29.9h



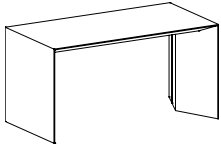
	Seats	Prefix & Width Codes	Depth & Inner Material Codes			
			Wood2	HPL	Fenix	Silux
		MCHW229...	...W2	...HPL	...F	...S
Rectangle 72w 30d	1	...7230...	11892	12468	14604	15204
Rectangle 72w 36d	1	...7236...	12498	13074	15210	15810
• Rectangle 78w 30d	1	...7830...	12419	12995	15131	15755
Rectangle 78w 36d	1	...7836...	12681	13257	15393	16017
Rectangle 84w 30d	1	...8430...	12547	13123	15259	15907
Rectangle 84w 36d	1	...8436...	12801	13377	15513	16161

Tables 36h



	Seats	Prefix & Width Codes	Depth & Inner Material Codes			
			Wood2	HPL	Fenix	Silux
		MCHW236...	...W2	...HPL	...F	...S
Rectangle 72w 36d	4	...7236...	13965	14541	16677	17277
Rectangle 72w 40d	4	...7240...	14251	14827	16963	17611
• Rectangle 78w 36d	4	...7836...	14833	15409	17545	18169
Rectangle 78w 40d	4	...7840...	15121	15697	17833	18505
Rectangle 84w 36d	4-6	...8436...	15035	15611	17747	18395
Rectangle 84w 40d	4-6	...8440...	15323	15899	18035	18731
Rectangle 90w 36d	4-6	...9036...	15236	15812	17948	18668
Rectangle 90w 40d	4-6	...9040...	15525	16101	18237	18957
Rectangle 96w 36d	4-10	...9636...	15439	16015	20011	20755
Rectangle 96w 40d	4-10	...9640...	15727	16303	20299	21043
Rectangle 102w 36d	6-10	...10236...	16840	17416	21412	22180
Rectangle 102w 40d	6-10	...10240...	17127	17703	21699	22467
Rectangle 108w 36d	6-10	...10836...	17041	17617	21613	22405
Rectangle 108w 40d	6-10	...10840...	17330	17906	21902	22694
Rectangle 114w 36d	6-10	...11436...	17242	17818	21814	22630
Rectangle 114w 40d	6-10	...11440...	17531	18107	22103	22919
Rectangle 120w 36d	6-12	...12036...	17378	17954	21950	22790
Rectangle 120w 40d	6-12	...12040...	17666	18242	22238	23078

Tables 40h



	Seats	Prefix & Width Codes	Depth & Inner Material Codes			
			Wood2	HPL	Fenix	Silux
		MCHW240...	...W2	...HPL	...F	...S
Rectangle 72w 36d	4	...7236...	14265	14841	16977	17577
Rectangle 72w 40d	4	...7240...	14584	15160	17296	17944
• Rectangle 78w 36d	4	...7836...	15134	15710	17846	18470
Rectangle 78w 40d	4	...7840...	15453	16029	18165	18837
Rectangle 84w 36d	4-6	...8436...	15336	15912	18048	18696
Rectangle 84w 40d	4-6	...8440...	15655	16231	18367	19063
Rectangle 90w 36d	4-6	...9036...	15537	16113	18249	18969
Rectangle 90w 40d	4-6	...9040...	15856	16432	18568	19288
Rectangle 96w 36d	4-10	...9636...	15740	16316	20312	21056
Rectangle 96w 40d	4-10	...9640...	16059	16635	20631	21375
Rectangle 102w 36d	6-10	...10236...	17141	17717	21713	22481
Rectangle 102w 40d	6-10	...10240...	17459	18035	22031	22799
Rectangle 108w 36d	6-10	...10836...	17343	17919	21915	22707
Rectangle 108w 40d	6-10	...10840...	17661	18237	22233	23025
Rectangle 114w 36d	6-10	...11436...	17544	18120	22116	22932
Rectangle 114w 40d	6-10	...11440...	17863	18439	22435	23251
Rectangle 120w 36d	6-12	...12036...	17679	18255	22251	23091
Rectangle 120w 40d	6-12	...12040...	17996	18572	22568	23408

> To Order:

For product numbers, join the Prefix/Width Code and Depth & Material Code; read across and down for price.
 Ex: For 36h 72w 36d with Wood1 top, product number is MCH367236W1; list price is \$13965.

! Notes:

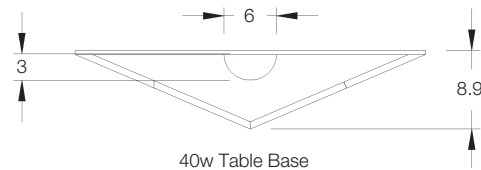
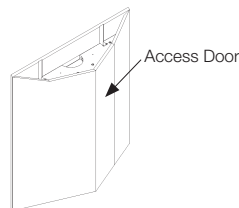
All tops are 1-section.

Tables ship fully assembled in one piece and cannot be disassembled. Check all clearances.

Recommended power is Dean Z-Mount from Tuohy Power Data pricelist.

Bases include access door for wire management.

Base cutout for wire management is 3-in radius for all base sizes.

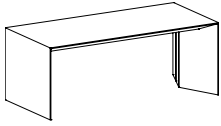


Specify: Product Number
 Quantity
 Tagging
 Wood Finish

• Denotes Item is illustrated.
 ‡ Requires field sub-assembly.

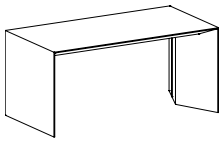
HPL Outer

Desks 29.9h



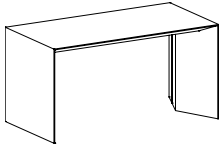
	Seats	Prefix & Width Codes	Depth & Inner Material Codes				
			Wood1	Wood2	HPL	Fenix	Silex
		MCHH29...	...W1	...W2	...HPL	...F	...S
Rectangle 72w 30d	1	...7230...	11498	12276	12074	14210	14810
Rectangle 72w 36d	1	...7236...	12064	12882	12640	14776	15376
• Rectangle 78w 30d	1	...7830...	11991	12803	12567	14703	15327
Rectangle 78w 36d	1	...7836...	12235	13065	12811	14947	15571
Rectangle 84w 30d	1	...8430...	12110	12931	12686	14822	15470
Rectangle 84w 36d	1	...8436...	12348	13185	12924	15060	15708

Tables 36h



	Seats	Prefix & Width Codes	Depth & Inner Material Codes				
			Wood1	Wood2	HPL	Fenix	Silex
		MCHH36...	...W1	...W2	...HPL	...F	...S
Rectangle 72w 36d	4	...7236...	13435	14349	14011	16147	16747
Rectangle 72w 40d	4	...7240...	13703	14635	14279	16415	17063
• Rectangle 78w 36d	4	...7836...	14247	15217	14823	16959	17583
Rectangle 78w 40d	4	...7840...	14516	15505	15092	17228	17900
Rectangle 84w 36d	4-6	...8436...	14435	15419	15011	17147	17795
Rectangle 84w 40d	4-6	...8440...	14705	15707	15281	17417	18113
Rectangle 90w 36d	4-6	...9036...	14623	15620	15199	17335	18055
Rectangle 90w 40d	4-6	...9040...	14893	15909	15469	17605	18325
Rectangle 96w 36d	4-10	...9636...	14813	15823	15389	19385	20129
Rectangle 96w 40d	4-10	...9640...	15082	16111	15658	19654	20398
Rectangle 102w 36d	6-10	...10236...	16314	17416	16890	20886	21654
Rectangle 102w 40d	6-10	...10240...	16583	17703	17159	21155	21923
Rectangle 108w 36d	6-10	...10836...	16502	17617	17078	21074	21866
Rectangle 108w 40d	6-10	...10840...	16772	17906	17348	21344	22136
Rectangle 114w 36d	6-10	...11436...	16690	17818	17266	21262	22078
Rectangle 114w 40d	6-10	...11440...	16960	18107	17536	21532	22348
Rectangle 120w 36d	6-12	...12036...	16817	17954	17393	21389	22229
Rectangle 120w 40d	6-12	...12040...	17086	18242	17662	21658	22498

Tables 40h



	Seats	Prefix & Width Codes	Depth & Inner Material Codes				
			Wood1	Wood2	HPL	Fenix	Silex
		MCHH40...	...W1	...W2	...HPL	...F	...S
Rectangle 72w 36d	4	...7236...	13716	14649	14292	16428	17028
Rectangle 72w 40d	4	...7240...	14014	14968	14590	16726	17374
• Rectangle 78w 36d	4	...7836...	14528	15518	15104	17240	17864
Rectangle 78w 40d	4	...7840...	14826	15837	15402	17538	18210
Rectangle 84w 36d	4-6	...8436...	14717	15720	15293	17429	18077
Rectangle 84w 40d	4-6	...8440...	15015	16039	15591	17727	18423
Rectangle 90w 36d	4-6	...9036...	14905	15921	15481	17617	18337
Rectangle 90w 40d	4-6	...9040...	15203	16240	15779	17915	18635
Rectangle 96w 36d	4-10	...9636...	15094	16124	15670	19666	20410
Rectangle 96w 40d	4-10	...9640...	15392	16443	15968	19964	20708
Rectangle 102w 36d	6-10	...10236...	16596	17717	17172	21168	21936
Rectangle 102w 40d	6-10	...10240...	16893	18035	17469	21465	22233
Rectangle 108w 36d	6-10	...10836...	16784	17919	17360	21356	22148
Rectangle 108w 40d	6-10	...10840...	17082	18237	17658	21654	22446
Rectangle 114w 36d	6-10	...11436...	16972	18120	17548	21544	22360
Rectangle 114w 40d	6-10	...11440...	17270	18439	17846	21842	22658
Rectangle 120w 36d	6-12	...12036...	17098	18255	17674	21670	22510
Rectangle 120w 40d	6-12	...12040...	17395	18572	17971	21967	22807

> To Order:

For product numbers, join the Prefix/Width Code and Depth & Material Code; read across and down for price.

Ex: For 36h 72w 36d with Wood1 top, product number is MCH367236W1; list price is \$13435.

! Notes:

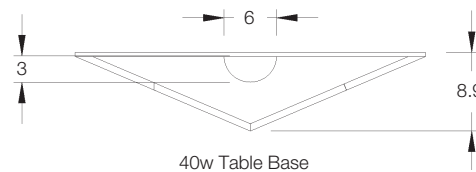
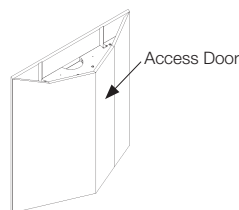
All tops are 1-section.

Tables ship fully assembled in one piece and cannot be disassembled. Check all clearances.

Recommended power is Dean Z-Mount from Tuohy Power Data pricelist.

Bases include access door for wire management.

Base cutout for wire management is 3-in radius for all base sizes.

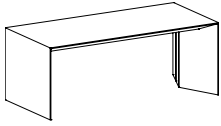


Specify: Product Number
Quantity
Tagging
Wood Finish

• Denotes Item is illustrated.
‡ Requires field sub-assembly.

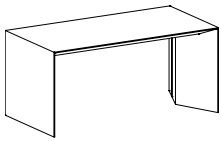
Fenix Outer

Desks 29.9h



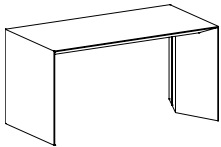
	Seats	Prefix & Width Codes	Depth & Inner Material Codes				
			Wood1	Wood2	HPL	Fenix	Silex
		MCHL29...	...W1	...W2	...HPL	...F	...S
Rectangle 72w 30d	1	...7230...	12538	13316	13114	15250	15850
Rectangle 72w 36d	1	...7236...	13104	13922	13680	15816	16416
• Rectangle 78w 30d	1	...7830...	13031	13843	13607	15743	16367
Rectangle 78w 36d	1	...7836...	13275	14105	13851	15987	16611
Rectangle 84w 30d	1	...8430...	13150	13971	13726	15862	16510
Rectangle 84w 36d	1	...8436...	13388	14225	13964	16100	16748

Tables 36h



	Seats	Prefix & Width Codes	Depth & Inner Material Codes				
			Wood1	Wood2	HPL	Fenix	Silex
		MCHL36...	...W1	...W2	...HPL	...F	...S
Rectangle 72w 36d	4	...7236...	14475	15389	15051	17187	17787
Rectangle 72w 40d	4	...7240...	14743	15675	15319	17455	18103
• Rectangle 78w 36d	4	...7836...	15287	16257	15863	17999	18623
Rectangle 78w 40d	4	...7840...	15556	16545	16132	18268	18940
Rectangle 84w 36d	4-6	...8436...	15475	16459	16051	18187	18835
Rectangle 84w 40d	4-6	...8440...	15745	16747	16321	18457	19153
Rectangle 90w 36d	4-6	...9036...	15663	16660	16239	18375	19095
Rectangle 90w 40d	4-6	...9040...	15933	16949	16509	18645	19365
Rectangle 96w 36d	4-10	...9636...	15853	16863	16429	20425	21169
Rectangle 96w 40d	4-10	...9640...	16122	17151	16698	20694	21438
Rectangle 102w 36d	6-10	...10236...	18402	19504	18978	22974	23742
Rectangle 102w 40d	6-10	...10240...	18671	19791	19247	23243	24011
Rectangle 108w 36d	6-10	...10836...	18590	19705	19166	23162	23954
Rectangle 108w 40d	6-10	...10840...	18860	19994	19436	23432	24224
Rectangle 114w 36d	6-10	...11436...	18778	19906	19354	23350	24166
Rectangle 114w 40d	6-10	...11440...	19048	20195	19624	23620	24436
Rectangle 120w 36d	6-12	...12036...	20237	21374	20813	24809	25649
Rectangle 120w 40d	6-12	...12040...	20506	21662	21082	25078	25918

Tables 40h



	Seats	Prefix & Width Codes	Depth & Inner Material Codes				
			Wood1	Wood2	HPL	Fenix	Silex
		MCHL40...	...W1	...W2	...HPL	...F	...S
Rectangle 72w 36d	4	...7236...	14756	15689	15332	17468	18068
Rectangle 72w 40d	4	...7240...	15054	16008	15630	17766	18414
• Rectangle 78w 36d	4	...7836...	15568	16558	16144	18280	18904
Rectangle 78w 40d	4	...7840...	15866	16877	16442	18578	19250
Rectangle 84w 36d	4-6	...8436...	15757	16760	16333	18469	19117
Rectangle 84w 40d	4-6	...8440...	16055	17079	16631	18767	19463
Rectangle 90w 36d	4-6	...9036...	15945	16961	16521	18657	19377
Rectangle 90w 40d	4-6	...9040...	16243	17280	16819	18955	19675
Rectangle 96w 36d	4-10	...9636...	16134	17164	16710	20706	21450
Rectangle 96w 40d	4-10	...9640...	16432	17483	17008	21004	21748
Rectangle 102w 36d	6-10	...10236...	18684	19805	19260	23256	24024
Rectangle 102w 40d	6-10	...10240...	18981	20123	19557	23553	24321
Rectangle 108w 36d	6-10	...10836...	18872	20007	19448	23444	24236
Rectangle 108w 40d	6-10	...10840...	19170	20325	19746	23742	24534
Rectangle 114w 36d	6-10	...11436...	19060	20208	19636	23632	24448
Rectangle 114w 40d	6-10	...11440...	19358	20527	19934	23930	24746
Rectangle 120w 36d	6-12	...12036...	20518	21675	21094	25090	25930
Rectangle 120w 40d	6-12	...12040...	20815	21992	21391	25387	26227

> To Order:

For product numbers, join the Prefix/Width Code and Depth & Material Code; read across and down for price.
 Ex: For 36h 72w 36d with Wood1 top, product number is MCH367236W1; list price is \$14475.

! Notes:

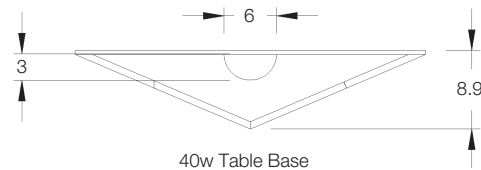
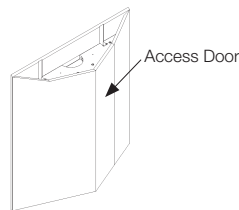
All tops are 1-section.

Tables ship fully assembled in one piece and cannot be disassembled. Check all clearances.

Recommended power is Dean Z-Mount from Tuohy Power Data pricelist.

Bases include access door for wire management.

Base cutout for wire management is 3-in radius for all base sizes.

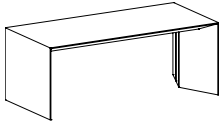


Specify: Product Number
 Quantity
 Tagging
 Wood Finish

• Denotes Item is illustrated.
 ‡ Requires field sub-assembly.

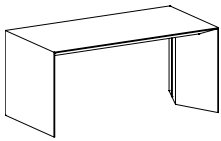
Avonite Outer

Desks 29.9h



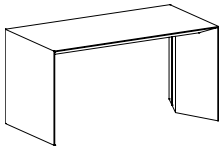
	Seats	Prefix & Width Codes	Depth & Inner Material Codes				
			Wood1	Wood2	HPL	Fenix	Silex
		MCHSS29...	...W1	...W2	...HPL	...F	...S
Rectangle 72w 30d	1	...7230...	12502	13280	13078	15214	15814
Rectangle 72w 36d	1	...7236...	13360	14178	13936	16072	16672
• Rectangle 78w 30d	1	...7830...	12995	13807	13571	15707	16331
Rectangle 78w 36d	1	...7836...	13531	14361	14107	16243	16867
Rectangle 84w 30d	1	...8430...	13114	13935	13690	15826	16474
Rectangle 84w 36d	1	...8436...	13644	14481	14220	16356	17004

Tables 36h



	Seats	Prefix & Width Codes	Depth & Inner Material Codes				
			Wood1	Wood2	HPL	Fenix	Silex
		MCHSS36...	...W1	...W2	...HPL	...F	...S
Rectangle 72w 36d	4	...7236...	14731	15645	15307	17443	18043
Rectangle 72w 40d	4	...7240...	15419	16351	15995	18131	18779
• Rectangle 78w 36d	4	...7836...	15543	16513	16119	18255	18879
Rectangle 78w 40d	4	...7840...	16652	17641	17228	19364	20036
Rectangle 84w 36d	4-6	...8436...	15731	16715	16307	18443	19091
Rectangle 84w 40d	4-6	...8440...	16841	17843	17417	19553	20249
Rectangle 90w 36d	4-6	...9036...	17599	18596	18175	20311	21031
Rectangle 90w 40d	4-6	...9040...	17449	18465	18025	20161	20881
Rectangle 96w 36d	4-10	...9636...	17789	18799	18365	22361	23105
Rectangle 96w 40d	4-10	...9640...	17638	18667	18214	22210	22954
Rectangle 102w 36d	6-10	...10236...	19098	20200	19674	23670	24438
Rectangle 102w 40d	6-10	...10240...	18947	20067	19523	23519	24287
Rectangle 108w 36d	6-10	...10836...	19286	20401	19862	23858	24650
Rectangle 108w 40d	6-10	...10840...	20396	21530	20972	24968	25760
Rectangle 114w 36d	6-10	...11436...	19474	20602	20050	24046	24862
Rectangle 114w 40d	6-10	...11440...	20584	21731	21160	25156	25972
Rectangle 120w 36d	6-12	...12036...	19601	20738	20177	24173	25013
Rectangle 120w 40d	6-12	...12040...	19980	21136	20556	24552	25392

Tables 40h



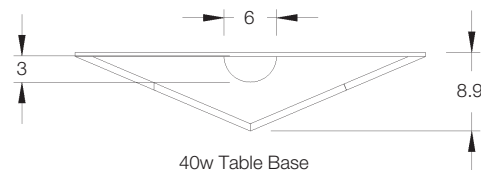
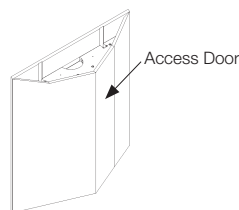
	Seats	Prefix & Width Codes	Depth & Inner Material Codes				
			Wood1	Wood2	HPL	Fenix	Silex
		MCHSS40...	...W1	...W2	...HPL	...F	...S
Rectangle 72w 36d	4	...7236...	15012	15945	15588	17724	18324
Rectangle 72w 40d	4	...7240...	15730	16684	16306	18442	19090
• Rectangle 78w 36d	4	...7836...	15824	16814	16400	18536	19160
Rectangle 78w 40d	4	...7840...	16962	17973	17538	19674	20346
Rectangle 84w 36d	4-6	...8436...	16013	17016	16589	18725	19373
Rectangle 84w 40d	4-6	...8440...	17151	18175	17727	19863	20559
Rectangle 90w 36d	4-6	...9036...	17881	18897	18457	20593	21313
Rectangle 90w 40d	4-6	...9040...	17759	18796	18335	20471	21191
Rectangle 96w 36d	4-10	...9636...	18070	19100	18646	22642	23386
Rectangle 96w 40d	4-10	...9640...	17948	18999	18524	22520	23264
Rectangle 102w 36d	6-10	...10236...	19380	20501	19956	23952	24720
Rectangle 102w 40d	6-10	...10240...	19257	20399	19833	23829	24597
Rectangle 108w 36d	6-10	...10836...	19568	20703	20144	24140	24932
Rectangle 108w 40d	6-10	...10840...	20706	21861	21282	25278	26070
Rectangle 114w 36d	6-10	...11436...	19756	20904	20332	24328	25144
Rectangle 114w 40d	6-10	...11440...	20894	22063	21470	25466	26282
Rectangle 120w 36d	6-12	...12036...	19882	21039	20458	24454	25294
Rectangle 120w 40d	6-12	...12040...	20289	21466	20865	24861	25701

> To Order:

For product numbers, join the Prefix/Width Code and Depth & Material Code; read across and down for price.
 Ex: For 36h 72w 36d with Wood1 top, product number is MCH367236W1; list price is \$14731.

! Notes:

- All tops are 1-section.
- Recommended power is Dean Z-Mount from Tuohy Power Data pricelist.
- Tables ship fully assembled in one piece and cannot be disassembled. Check all clearances.
- Bases include access door for wire management.
- Base cutout for wire management is 3-in radius for all base sizes.



Specify: Product Number
 Quantity
 Tagging
 Wood Finish

- Denotes Item is illustrated.
- ‡ Requires field sub-assembly.

PRICING & SPECIFICATION GUIDE
Nika Tables

November 1, 2023

TUOHY



Nika

Table Overview	CN3
Nesting	CN4
Configurations	CN5
Power	CN6
Mobile Square Tables	CN7
Mobile Rectangle Tables	CN8
Surface Power Options	CN10

Table Overview

Nika Tables are nesting tables that can be used individually or together to create a variety of different table layouts and overall sizes. The flip top allows for a smaller storage footprint, while the ganging and locking mechanisms allow the tables to be secure while in use.

LATCH MECHANISMS

Latches lock table to base when in down position. Release latches to lift into upper position.

GANGING MECHANISMS

Ganging Mechanisms to lock multiple tables together for different table configurations.
(see page CN5 for examples of table configurations.)

CYLINDER ASSISTS

Cylinder assists help to raise top into upper position. Large tops have two cylinders (one per leg). Small tops have one cylinder in one of the legs.

HINGED MODESTY (OPTIONAL)

Optional Modesty panels hinge back when table is in the upper position.

ACCESS PANEL

Removable access panel gives access between legs for wiring. Panels can be painted metal or applied veneer.

WIRE MANAGEMENT MAGNETS

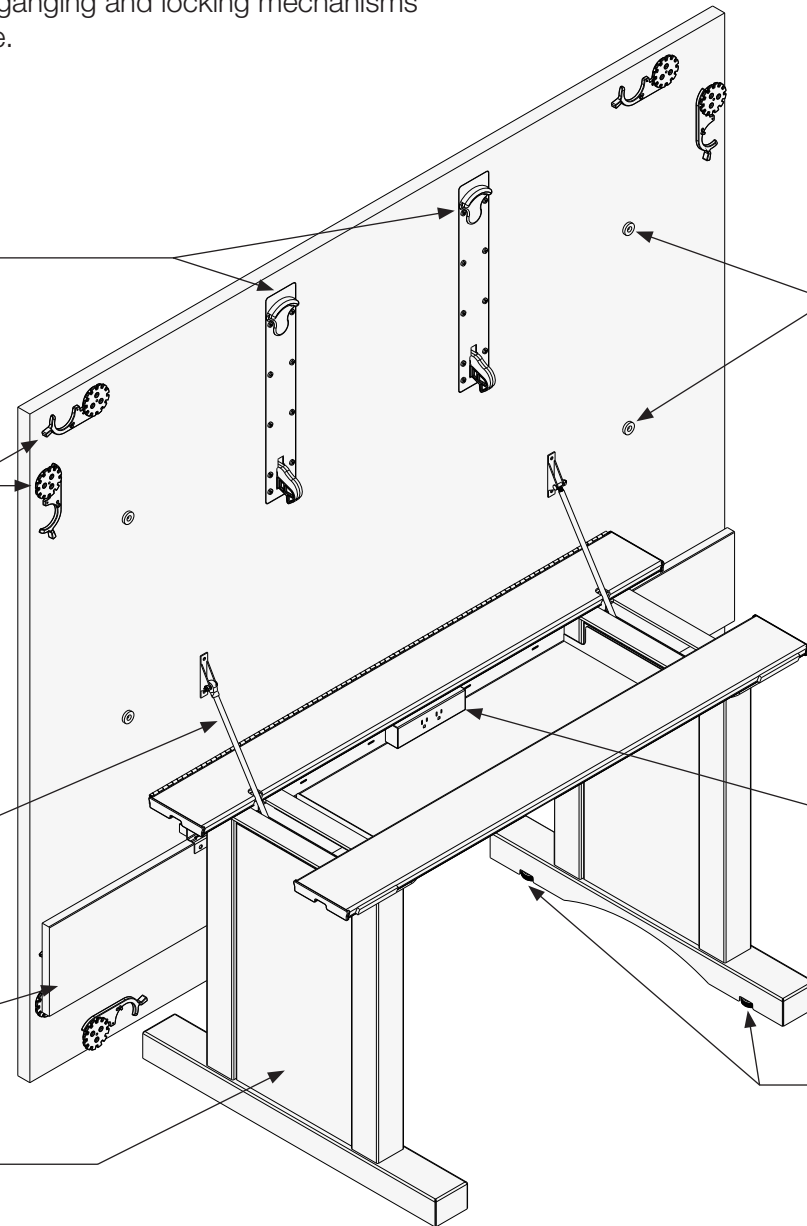
Surface mounted magnets for wire management.

METAL WIRE TRAY W/ DUPLEX UNIT

Power to each table is modular and quick-connect for fast changes and reconfigurations.

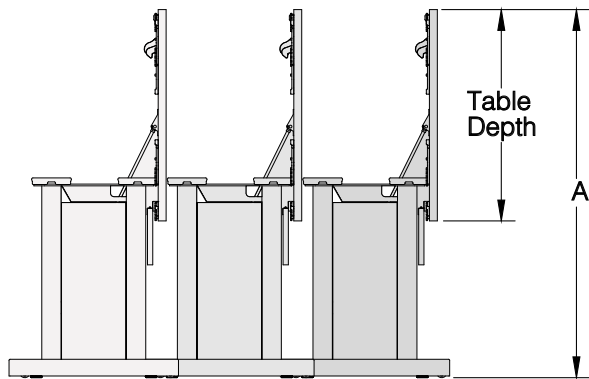
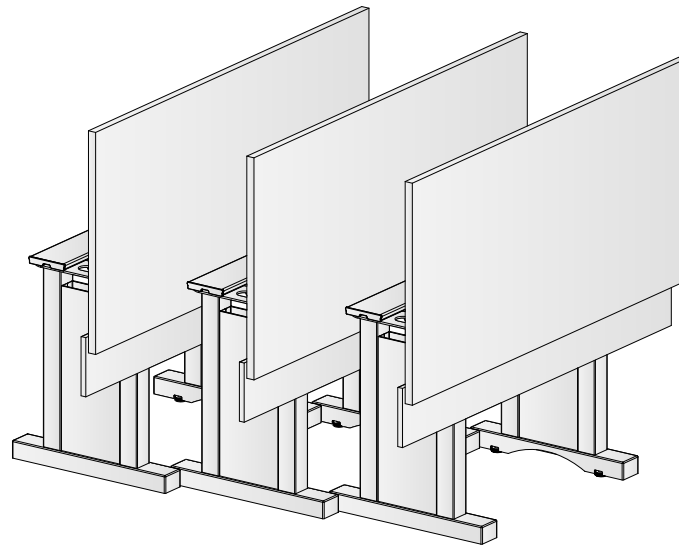
CASTERS

Rolling casters are concealed in base and a stabilizing glide can be lowered to keep tables in place while in use as needed.

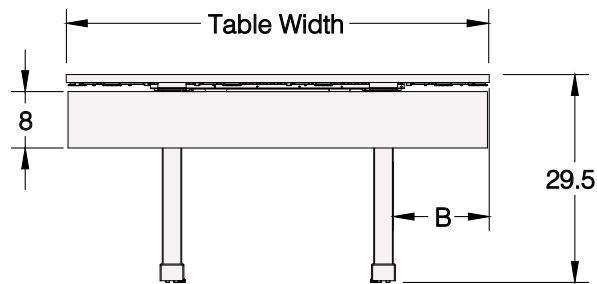
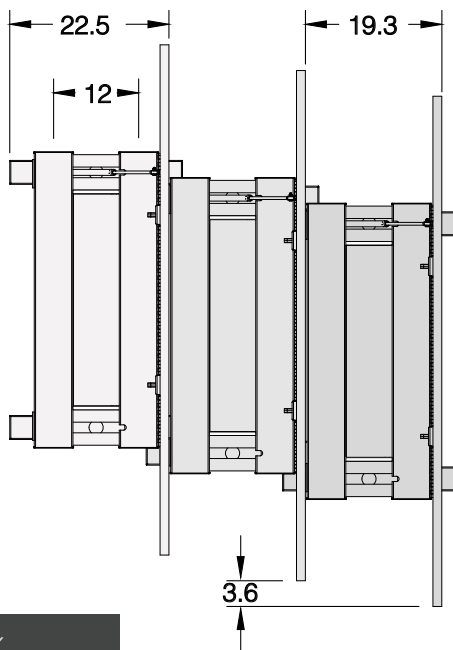


Nesting

When the top is flipped in the upright position the tables can be nested together for smaller storage solutions.



30-in to 48-in deep tables
(12-in on center leg spacing)



54-in to 60-in deep tables
(15-in on center leg spacing)

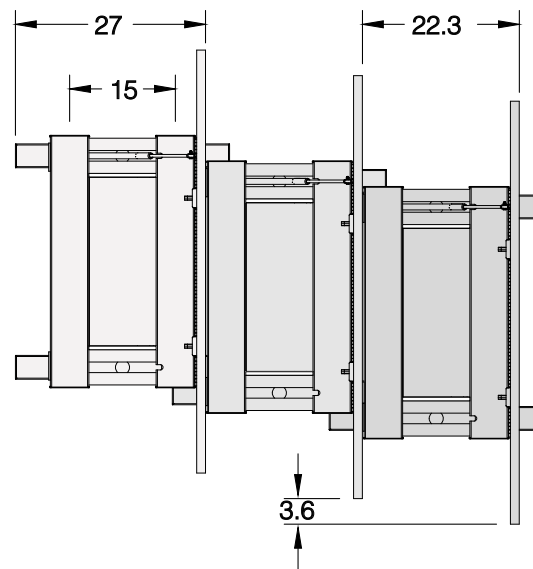
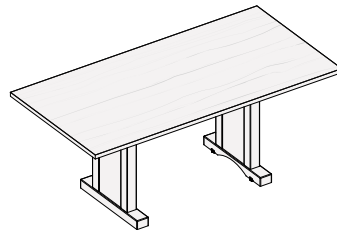


TABLE DEPTH	A (HEIGHT)
30	52
33	53.5
36	55
42	58
48	61
54	65.5
60	68.5


TABLE WIDTH	B (OVERHANG)
42	7.3
48	7.3
54	10.3
60	13.3
66	16.3
72	16.3
84	16.3
96	16.3

Configurations

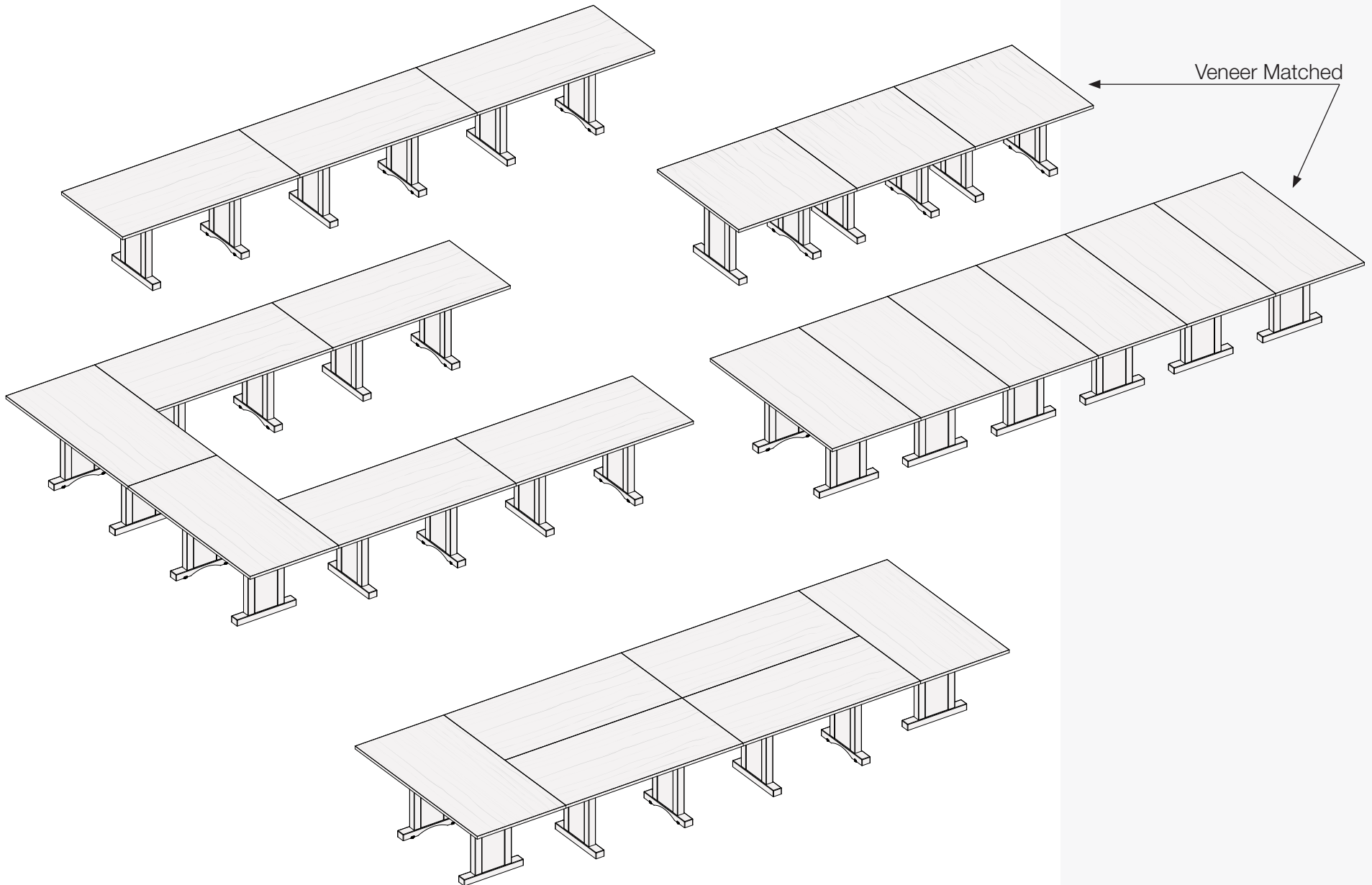
Tables can be configured in a variety of layouts. Ganging mechanisms on the underside of tops lock tables together. Ordering table sets allow for veneer matching.



Grain runs long on rectangle tables.

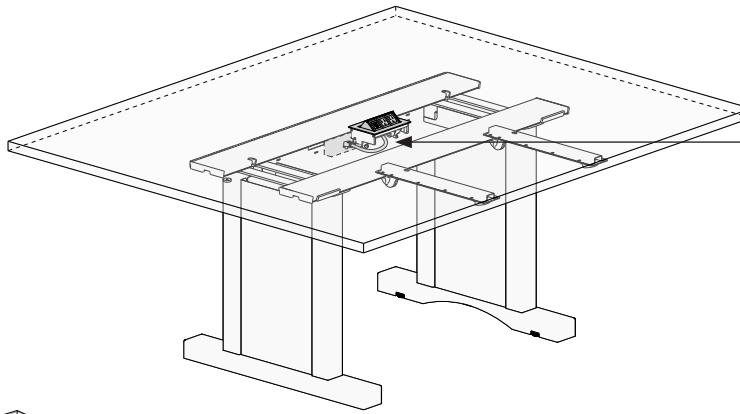


Grain runs parallel to base legs on square tables.



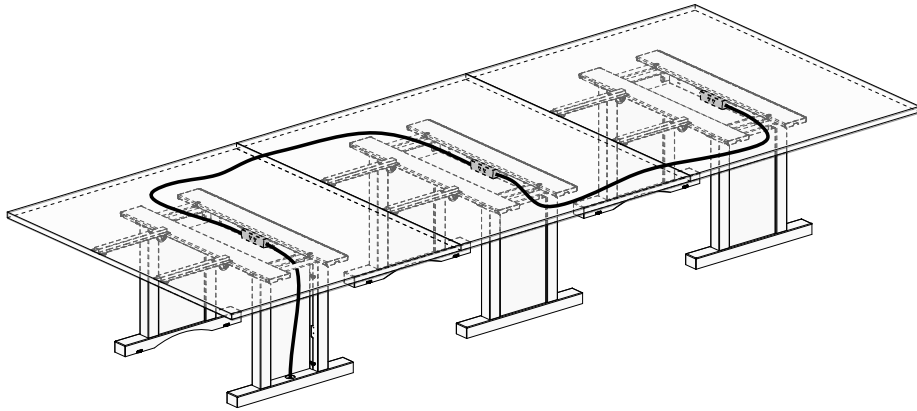
Power

Each table includes duplex outlet that is meant to be daisy chained. Surface power options can be ordered separately and plug into duplex outlet.



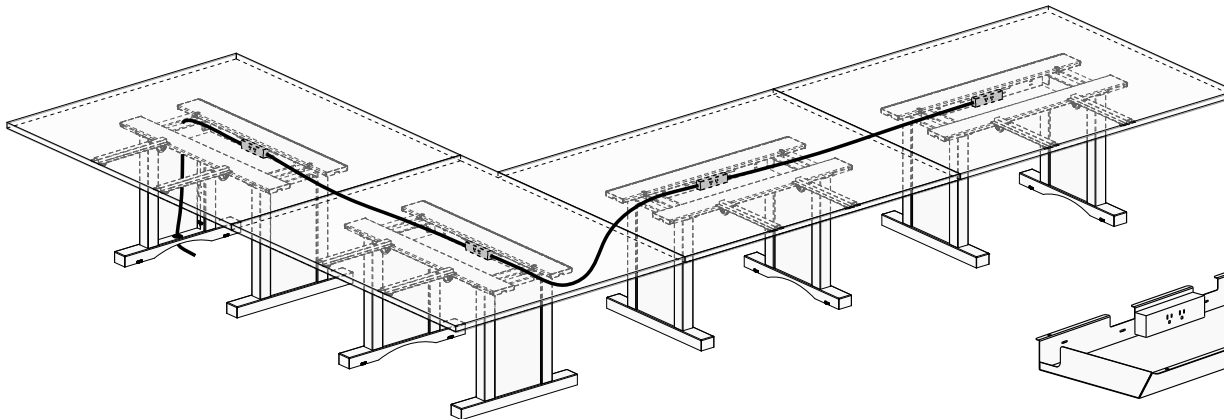
SURFACE POWER

Surface power options are mounted in top of worksurface and plug into duplex outlet below worksurface. See page CN10 for recommended surface power options.



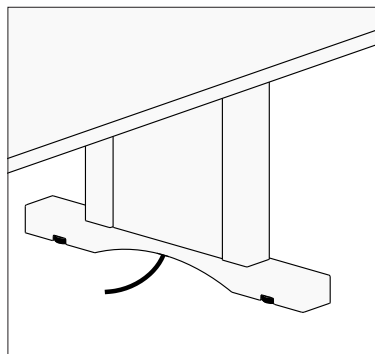
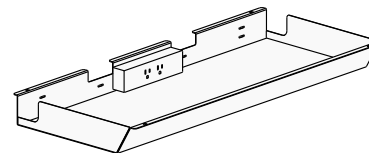
DAISY CHAINED DUPLEX POWER

Tables can be daisy chained in multiple configurations. One power cord is included for each matched set of up to (6) tables. Individual non-matched tables receive one power cord per table.

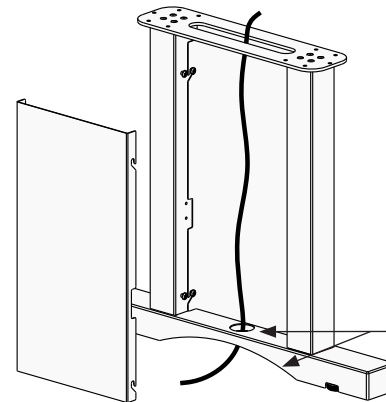


WIRE MANAGEMENT BASKET

Duplex Outlet sits inside wire management basket on underside of top.



Power-in with cover panel in place.



POWER IN


Radius on inside of foot and 2-inch access hole allow power to enter in through the floor into the leg.

REMOVABLE COVER PANEL

Removable Cover Panel on legs allow access to feed power through the legs.

Mobile Square Tables
29.5h

	Prefix Codes	Top Materials / Code / List \$						Powder Coat Legs			Chrome Legs		Optional Modesty
		Wood 1	Wood 2	HPL	Fenix®	BP Glass	AE Glass	Cover Panel		Cover Panel			
								To Match	Wood1	Wood2	Wood1	Wood2	
42w 42d	27-in Foot	...W1...	...W2...	...H...	...L...	...G...	...J...	...P	...PW1	...PW2	...CW1	...CW2	M
1 Table	NIKAA1...	7110	7608	6755	7608	8960	8997	+0	+647	+692	+2155	+2306	+1141
2 Matched Table Set (84x42)	NIKAA2...	13999	14979	13299	14979	17700	17772	+0	+1293	+1384	+4310	+4612	+2282
3 Matched Table Set (126x42)	NIKAA3...	20889	22351	19845	22351	26440	26549	+0	+1940	+2076	+6465	+6918	+3424
4 Matched Table Set (168x42)	NIKAA4...	27779	29724	26390	29724	35180	35326	+0	+2586	+2767	+8620	+9223	+4565
5 Matched Table Set (210x42)	NIKAA5...	34668	37095	32935	37095	43919	44102	+0	+3233	+3459	+10775	+11529	+5706
48w 48d	27-in Foot	...W1...	...W2...	...H...	...L...	...G...	...J...	...P	...PW1	...PW2	...CW1	...CW2	M
1 Table	NIKAB1...	7358	7873	6990	7873	9429	9476	+0	+647	+692	+2155	+2306	+1162
2 Matched Table Set (96x48)	NIKAB2...	14496	15511	13771	15511	18637	18733	+0	+1293	+1384	+4310	+4612	+2325
3 Matched Table Set (144x48)	NIKAB3...	21634	23148	20552	23148	27846	27989	+0	+1940	+2076	+6465	+6918	+3487
4 Matched Table Set (192x48)	NIKAB4...	28772	30786	27333	30786	37055	37245	+0	+2586	+2767	+8620	+9223	+4649
5 Matched Table Set (240x48)	NIKAB5...	35910	38424	34115	38424	46264	46502	+0	+3233	+3459	+10775	+11529	+5812
54w 54d	30-in Foot	...W1...	...W2...	...H...	...L...	...G...	...J...	...P	...PW1	...PW2	...CW1	...CW2	M
1 Table	NIKAC1...	7536	8064	7159	8064	9855	9915	+0	+647	+692	+2155	+2306	+1176
2 Matched Table Set (108x54)	NIKAC2...	14852	15892	14109	15892	19490	19611	+0	+1293	+1384	+4310	+4612	+2353
3 Matched Table Set (162x54)	NIKAC3...	22168	23720	21060	23720	29126	29306	+0	+1940	+2076	+6465	+6918	+3529
4 Matched Table Set (216x54)	NIKAC4...	29484	31548	28010	31548	38761	39002	+0	+2586	+2767	+8620	+9223	+4706
60w 60d	30-in Foot	...W1...	...W2...	...H...	...L...	...G...	...J...	...P	...PW1	...PW2	...CW1	...CW2	M
1 Table	NIKAD1...	7964	8521	7566	8521	10560	10634	+0	+647	+692	+2155	+2306	+1199
2 Matched Table Set (120x60)	NIKAD2...	15708	16808	14923	16808	20899	21048	+0	+1293	+1384	+4310	+4612	+2398
3 Matched Table Set (180x60)	NIKAD3...	23452	25094	22279	25094	31239	31462	+0	+1940	+2076	+6465	+6918	+3598
4 Matched Table Set (240x60)	NIKAD4...	31196	33380	29636	33380	41579	41876	+0	+2586	+2767	+8620	+9223	+4797

For optional modesty panel append **M** to product number and add list price. 

> To Order

For product numbers, join the Prefix Code, Material Code, and Leg Code; read across and down for price.

Ex. Qty (3) 42wx42d tables with Wood1 Matched Veneer tops, Chrome Legs with Wood1 Cover Panels, ProdNo is NIKAA3W1CW1; List Price is \$27354.

! Notes:

Tops are 1.125 inches thick.

All tables have concealed casters.

Tables must be ordered as a matched set if veneer-matching is required.

BPGlass: S.BWT White or S.BLK Black.

AE Glass: GAB Acid-Etched Black or GAW Acid-Etched White.

Glass tops include metal trim; to match base finish on powder coat legs, or to match glass color on chrome legs.

Includes ganging mechanisms on underside of top. Ganging tables should always be the same depth; widths can vary.

Leg Columns have leveler for purpose of stabilizing table when in use.

Standard Powdercoat color options:

(MRW) Resin White

(MRB) Resin Black

(MRS) Resin Satin Aluminum

(MRBM) Resin Black Matte

(MRTG) Resin Thunder Gray

(MRBZ) Resin Bronze

Each table includes duplex unit with daisy chain.

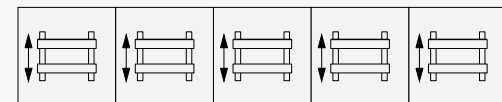
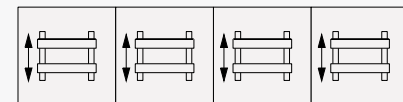
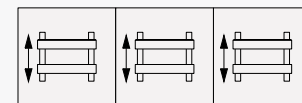
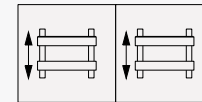
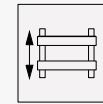
Matched table sets will have one power entry per 6 tables. Non-Matched tables will have one power cord per table.

72-inch softplug cord is an in-feed with 20 Amp plug and is UL-Recognized, not UL-Approved.

All tables include wire basket in (MRB) black between the legs.

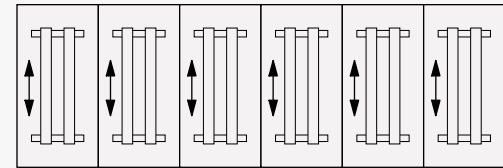
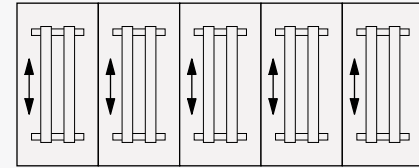
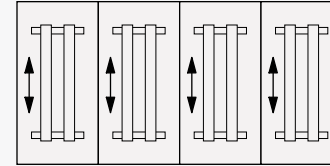
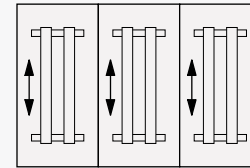
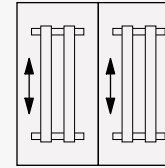
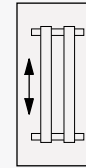
Order individual in-surface power units from page CN10.

For no duplex unit deduct \$684 per table in matched set (custom item number).



Mobile Rectangle Tables
29.5h

	Prefix Codes	Top Materials / Code / List \$						Powder Coat Legs			Chrome Legs		Optional Modesty
		Wood 1	Wood 2	HPL	Fenix®	BP Glass	AE Glass	Cover Panel		Cover Panel			
								To Match Legs	Wood1	Wood2	Wood1	Wood2	
60w 30d	24-in Foot	...W1...	...W2...	...H...	...L...	...G...	...J...	...P	...PW1	...PW2	...CW1	...CW2	M
1 Table	NIKAE1...	7128	7627	6772	7627	8997	9035	+0	+647	+692	+2155	+2306	+1199
2 Matched Table Set (60x60)	NIKAE2...	14035	15017	13333	15017	17774	17848	+0	+1293	+1384	+4310	+4612	+2398
3 Matched Table Set (90x60)	NIKAE3...	20943	22409	19896	22409	26551	26663	+0	+1940	+2076	+6465	+6918	+3598
4 Matched Table Set (120x60)	NIKAE4...	27850	29800	26458	29800	35328	35477	+0	+2586	+2767	+8620	+9223	+4797
5 Matched Table Set (150x60)	NIKAE5...	34757	37190	33019	37190	44104	44290	+0	+3233	+3459	+10775	+11529	+5996
6 Matched Table Set (180x60)	NIKAE6...	41665	44582	39582	44582	52882	53105	+0	+3879	+4151	+12930	+13835	+7195
60w 42d	27-in Foot	...W1...	...W2...	...H...	...L...	...G...	...J...	...P	...PW1	...PW2	...CW1	...CW2	M
1 Table	NIKAF1...	7427	7947	7056	7947	9587	9639	+0	+647	+692	+2155	+2306	+1199
2 Matched Table Set (84x60)	NIKAF2...	14634	15658	13902	15658	18954	19058	+0	+1293	+1384	+4310	+4612	+2398
3 Matched Table Set (126x60)	NIKAF3...	21840	23369	20748	23369	28320	28476	+0	+1940	+2076	+6465	+6918	+3598
4 Matched Table Set (168x60)	NIKAF4...	29047	31080	27595	31080	37687	37895	+0	+2586	+2767	+8620	+9223	+4797
5 Matched Table Set (210x60)	NIKAF5...	36254	38792	34441	38792	47054	47314	+0	+3233	+3459	+10775	+11529	+5996
6 Matched Table Set (252x60)	NIKAF6...	43461	46503	41288	46503	56421	56733	+0	+3879	+4151	+12930	+13835	+7195
60w 48d	27-in Foot	...W1...	...W2...	...H...	...L...	...G...	...J...	...P	...PW1	...PW2	...CW1	...CW2	M
1 Table	NIKAG1...	7580	8111	7201	8111	9885	9945	+0	+647	+692	+2155	+2306	+1199
2 Matched Table Set (96x60)	NIKAG2...	14940	15986	14193	15986	19550	19669	+0	+1293	+1384	+4310	+4612	+2398
3 Matched Table Set (144x60)	NIKAG3...	22299	23860	21184	23860	29215	29393	+0	+1940	+2076	+6465	+6918	+3598
4 Matched Table Set (192x60)	NIKAG4...	29659	31735	28176	31735	38880	39118	+0	+2586	+2767	+8620	+9223	+4797
5 Matched Table Set (240x60)	NIKAG5...	37019	39610	35168	39610	48545	48842	+0	+3233	+3459	+10775	+11529	+5996
66w 33d	24-in Foot	...W1...	...W2...	...H...	...L...	...G...	...J...	...P	...PW1	...PW2	...CW1	...CW2	M
1 Table	NIKAH1...	7212	7717	6851	7717	9236	9281	+0	+647	+692	+2155	+2306	+1216
2 Matched Table Set (66x66)	NIKAH2...	14204	15198	13494	15198	18253	18343	+0	+1293	+1384	+4310	+4612	+2431
3 Matched Table Set (99x66)	NIKAH3...	21195	22679	20135	22679	27268	27403	+0	+1940	+2076	+6465	+6918	+3647
4 Matched Table Set (132x66)	NIKAH4...	28187	30160	26778	30160	36284	36464	+0	+2586	+2767	+8620	+9223	+4862
5 Matched Table Set (165x66)	NIKAH5...	35178	37640	33419	37640	45299	45524	+0	+3233	+3459	+10775	+11529	+6078
6 Matched Table Set (198x66)	NIKAH6...	42170	45122	40062	45122	54316	54586	+0	+3879	+4151	+12930	+13835	+7293
66w 42d	27-in Foot	...W1...	...W2...	...H...	...L...	...G...	...J...	...P	...PW1	...PW2	...CW1	...CW2	M
1 Table	NIKAI1...	7419	7938	7048	7938	9682	9739	+0	+647	+692	+2155	+2306	+1216
2 Matched Table Set (84x66)	NIKAI2...	14618	15641	13887	15641	19144	19259	+0	+1293	+1384	+4310	+4612	+2431
3 Matched Table Set (126x66)	NIKAI3...	21817	23344	20726	23344	28607	28778	+0	+1940	+2076	+6465	+6918	+3647
4 Matched Table Set (168x66)	NIKAI4...	29016	31047	27565	31047	38069	38298	+0	+2586	+2767	+8620	+9223	+4862
5 Matched Table Set (210x66)	NIKAI5...	36215	38750	34404	38750	47531	47817	+0	+3233	+3459	+10775	+11529	+6078
6 Matched Table Set (252x66)	NIKAI6...	43413	46452	41242	46452	56992	57336	+0	+3879	+4151	+12930	+13835	+7293
66w 48d	27-in Foot	...W1...	...W2...	...H...	...L...	...G...	...J...	...P	...PW1	...PW2	...CW1	...CW2	M
1 Table	NIKAJ1...	7787	8332	7398	8332	10209	10275	+0	+647	+692	+2155	+2306	+1216
2 Matched Table Set (96x66)	NIKAJ2...	15353	16428	14585	16428	20198	20329	+0	+1293	+1384	+4310	+4612	+2431
3 Matched Table Set (144x66)	NIKAJ3...	22919	24523	21773	24523	30186	30383	+0	+1940	+2076	+6465	+6918	+3647
4 Matched Table Set (192x66)	NIKAJ4...	30485	32619	28961	32619	40175	40436	+0	+2586	+2767	+8620	+9223	+4862
5 Matched Table Set (240x66)	NIKAJ5...	38051	40715	36148	40715	50163	50490	+0	+3233	+3459	+10775	+11529	+6078
72w 36d	24-in Foot	...W1...	...W2...	...H...	...L...	...G...	...J...	...P	...PW1	...PW2	...CW1	...CW2	M
1 Table	NIKAK1...	7295	7806	6930	7806	9488	9542	+0	+647	+692	+2155	+2306	+1240
2 Matched Table Set (72x72)	NIKAK2...	14370	15376	13652	15376	18756	18863	+0	+1293	+1384	+4310	+4612	+2480
3 Matched Table Set (108x72)	NIKAK3...	21444	22945	20372	22945	28023	28184	+0	+1940	+2076	+6465	+6918	+3720
4 Matched Table Set (144x72)	NIKAK4...	28519	30515	27093	30515	37292	37506	+0	+2586	+2767	+8620	+9223	+4960
5 Matched Table Set (180x72)	NIKAK5...	35594	38086	33814	38086	46560	46827	+0	+3233	+3459	+10775	+11529	+6200
6 Matched Table Set (216x72)	NIKAK6...	42669	45656	40536	45656	55828	56149	+0	+3879	+4151	+12930	+13835	+7440
72w 42d	27-in Foot	...W1...	...W2...	...H...	...L...	...G...	...J...	...P	...PW1	...PW2	...CW1	...CW2	M
1 Table	NIKAL1...	7695	8234	7310	8234	10061	10124	+0	+647	+692	+2155	+2306	+1240
2 Matched Table Set (84x72)	NIKAL2...	15169	16231	14411	16231	19902	20027	+0	+1293	+1384	+4310	+4612	+2480
3 Matched Table Set (126x72)	NIKAL3...	22644	24229	21512	24229	29743	29931	+0	+1940	+2076	+6465	+6918	+3720
4 Matched Table Set (168x72)	NIKAL4...	30118	32226	28612	32226	39584	39833	+0	+2586	+2767	+8620	+9223	+4960
5 Matched Table Set (210x72)	NIKAL5...	37593	40225	35713	40225	49425	49737	+0	+3233	+3459	+10775	+11529	+6200
6 Matched Table Set (252x72)	NIKAL6...	45067	48222	42814	48222	59265	59640	+0	+3879	+4151	+12930	+13835	+7440



For optional modesty panel append **M** to product number and add list price.

(Continued on next page)

Conference: **Nika**

Mobile Rectangle Tables (Continued)

29.5h

	Prefix Codes	Top Materials / Code / List \$						Powder Coat Legs			Chrome Legs		Optional Modesty
		Wood 1	Wood 2	HPL	Fenix®	BP Glass	AE Glass	Cover Panel			Cover Panel		
								To Match	Wood1	Wood2	Wood1	Wood2	
72w 48d	27-in Foot	...W1...	...W2...	...H...	...L...	...G...	...J...	...P	...PW1	...PW2	...CW1	...CW2	M
1 Table	NIKAM1...	7873	8424	7479	8424	10896	10968	+0	+647	+692	+2155	+2306	+1240
2 Matched Table Set (96x72)	NIKAM2...	15526	16613	14750	16613	21573	21716	+0	+1293	+1384	+4310	+4612	+2480
3 Matched Table Set (144x72)	NIKAM3...	23178	24800	22019	24800	32248	32463	+0	+1940	+2076	+6465	+6918	+3720
4 Matched Table Set (192x72)	NIKAM4...	30831	32989	29289	32989	42925	43210	+0	+2586	+2767	+8620	+9223	+4960
5 Matched Table Set (240x72)	NIKAM5...	38483	41177	36559	41177	53600	53957	+0	+3233	+3459	+10775	+11529	+6200
72w 60d	30-in Foot	...W1...	...W2...	...H...	...L...	...G...	...J...	...P	...PW1	...PW2	...CW1	...CW2	M
1 Table	NIKAN1...	8216	8791	7805	8791	11586	11675	+0	+647	+692	+2155	+2306	+1240
2 Matched Table Set (120x72)	NIKAN2...	16211	17346	15400	17346	22951	23129	+0	+1293	+1384	+4310	+4612	+2480
3 Matched Table Set (180x72)	NIKAN3...	24207	25901	22997	25901	34317	34585	+0	+1940	+2076	+6465	+6918	+3720
4 Matched Table Set (240x72)	NIKAN4...	32202	34456	30592	34456	45682	46039	+0	+2586	+2767	+8620	+9223	+4960
84w 42d	27-in Foot	...W1...	...W2...	...H...	...L...	...G...	...J...	...P	...PW1	...PW2	...CW1	...CW2	M
1 Table	NIKAO1...	7887	8439	7493	8439	10944	11017	+0	+647	+692	+2155	+2306	+1294
2 Matched Table Set (84x84)	NIKAO2...	15553	16642	14775	16642	21666	21812	+0	+1293	+1384	+4310	+4612	+2588
3 Matched Table Set (126x84)	NIKAO3...	23220	24845	22059	24845	32390	32609	+0	+1940	+2076	+6465	+6918	+3882
4 Matched Table Set (168x84)	NIKAO4...	30886	33048	29342	33048	43113	43404	+0	+2586	+2767	+8620	+9223	+5176
5 Matched Table Set (210x84)	NIKAO5...	38553	41252	36625	41252	53836	54201	+0	+3233	+3459	+10775	+11529	+6470
6 Matched Table Set (252x84)	NIKAO6...	46219	49454	43908	49454	64559	64996	+0	+3879	+4151	+12930	+13835	+7764
96w 48d	27-in Foot	...W1...	...W2...	...H...	...L...	...G...	...J...	...P	...PW1	...PW2	...CW1	...CW2	M
1 Table	NIKAP1...	8294	8875	7879	8875	11786	11882	+0	+647	+692	+2155	+2306	+1555
2 Matched Table Set (96x96)	NIKAP2...	16369	17515	15551	17515	23354	23544	+0	+1293	+1384	+4310	+4612	+3111
3 Matched Table Set (144x96)	NIKAP3...	24443	26154	23221	26154	34920	35206	+0	+1940	+2076	+6465	+6918	+4666
4 Matched Table Set (192x96)	NIKAP4...	32517	34793	30891	34793	46487	46867	+0	+2586	+2767	+8620	+9223	+6222
5 Matched Table Set (240x96)	NIKAP5...	40591	43432	38561	43432	58053	58529	+0	+3233	+3459	+10775	+11529	+7777

For optional modesty panel append **M** to product number and add list price. 

> To Order

For product numbers, join the Prefix Code, Material Code, and Leg Code; read across and down for price.

Ex. Qty (3) 96wx48d tables with Wood1 Matched Veneer tops, Chrome Legs with Wood1 Cover Panels, ProdNo is NIKAP3W1CW1; List Price is \$30908.

! Notes:

Tops are 1.125 inches thick.

All tables have concealed casters.

Tables must be ordered as a matched set if veneer-matching is required.

BPGlass: S.BWT White or S.BLK Black.

AE Glass: GAB Acid-Etched Black or GAW Acid-Etched White.

Glass tops include metal trim; to match base finish on powder coat legs, or to match glass color on chrome legs.

Includes ganging mechanisms on underside of top. Ganging tables should always be the same depth; widths can vary.

Leg Columns have leveler for purpose of stabilizing table when in use.

Standard Powdercoat color options:

- (MRW) Resin White
- (MRSA) Resin Satin Aluminum
- (MRTG) Resin Thunder Gray
- (MRB) Resin Black
- (MRBM) Resin Black Matte
- (MRBZ) Resin Bronze

Each table includes duplex unit with daisy chain.

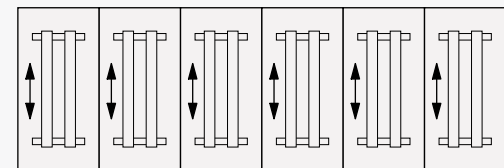
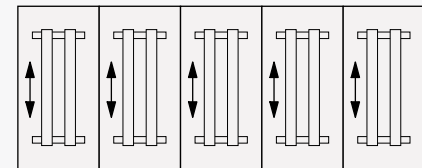
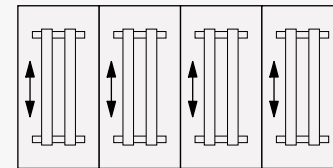
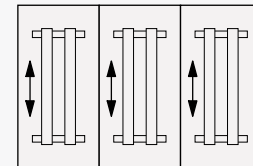
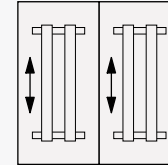
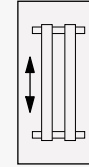
Matched table sets will have one power entry per 6 tables. Non-Matched tables will have one power cord per table.

72-inch softplug cord is an in-feed with 20 Amp plug and is UL-Recognized, not UL-Approved.

All tables include wire basket in (MRB) black between the legs.

Order individual in-surface power units from page CN10.

For no duplex unit deduct \$684 per table in matched set (custom item number).



Conference: **Nika**

Nika Power Options

Node



Power Option	Product No.	List \$	Product No.	List \$
2-Port: (2) Simplex	Softplug		Softplug+CircuitBreaker	
Satin nickel, plated	ELN220SSP	365	ELN220CSP	422
• Parchment resin coat	ELN220SPR	244	ELN220CPR	301
Dark bronze, plated	ELN220SBP	365	ELN220CBP	422
Midnight resin coat	ELN220SMR	244	ELN220CMR	301
Trivalent chrome, white simplex	ELN220STC	303	ELN220CTC	362
2-Port: (1) Simplex, (1) USB-A+C				
Satin nickel, plated	ELN211SSP	484	ELN211CSP	527
• Parchment resin coat	ELN211SPR	365	ELN211CPR	421
Dark bronze, plated	ELN211SBP	471	ELN211CBP	527
Midnight resin coat	ELN211SMR	365	ELN211CMR	421
Trivalent chrome, white simplex	ELN211STC	424	ELN211CTC	481

! Notes:

USB-A+C = USB-A 2.1A & UCB-C 18 watts (uses one port)
 The Corded Node can be used in New York City, as per the NYC Electrical Code.
 Cannot be used with tables with depth 36-in or less that include modesty option.

MhoB



	Softplug		Softplug+CircuitBreaker	
2-Port: (2) Splx	ELM220S...	404	ELM220C...	461
2-Port: (1) Splx, (1) USB-A+C	ELM211S...	517	ELM211C...	574
• 3-Port: (2) Splx, (1) USB-A+C	ELM321S...	540	ELM321C...	597
• 4-Port: (2) Splx, (1) USB-A+C, (1) USB-C45	ELM422S...	755	ELM422C...	811
5-Port: (2) Splx, (1) USB-A+C, (1) HDMI, (1) RJ45	ELM523S...	794	ELM523C...	852

Material: ...Suffix
 • Gloss White Resin Coat ...WH
 • Gloss Black Resin Coat ...BLK
 Silver Resin Coat / Black Trim ...SLV

> To Order:

For product numbers, append the Material Suffix to the Prefix Code; read across and down for list price.
 Ex: For 2-Port w/ two simplex outlets, softplug unit in Gloss White Resin Coat, ProdNo is ELM220SWH; list price is \$404.

! Notes:

USB-A+C = USB-A 2.1A & UCB-C 18 watts (uses one port)
 USB-C45 = USB-C Outlet, 45 watts (uses one port)
 Resin coated aluminum housing and grommet.
 The Corded MhoB can be used in New York City, as per the NYC Electrical Code.
 Cannot be used with tables with depth 36-in or less that include modesty option.

Dean Z-Mount



	Softplug		Softplug+CircuitBreaker	
2-Port: (2) Splx	ELDZ220S...	338	ELDZ220C...	396
2-Port: (1) Splx, (1) USB-A+C	ELDZ211S...	450	ELDZ211C...	507
• 3-Port: (2) Splx, (1) USB-A+C	ELDZ321S...	473	ELDZ321C...	528

Material: ...Suffix
 • White ...WH
 Black ...BLK
 Storm ...STR
 Fog ...FOG

> To Order:

For product numbers, append the Material Suffix to the Prefix Code; read across and down for list price.
 Ex: For 2-Port w/ two simplex outlets, softplug unit in White, product number is ELDZ220SWH; list price is \$338.

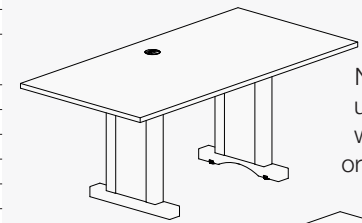
! Notes:

USB-A+C = USB-A 2.1A & UCB-C 18 watts (uses one port)
 Dean's housing is clear anodized aluminum. The faceplate is molded plastic and the trim is Resin coated steel.
 The Corded Dean Z can be used in New York City, as per the NYC Electrical Code.

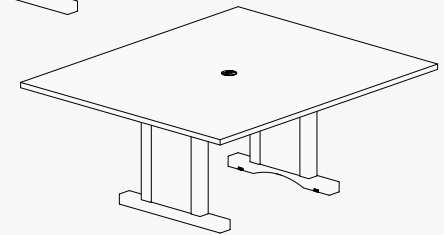
Power will be offset 11-inches from center on 30 through 36-inches deep.

Power will be centered in top on tables 42-inches deep and greater.

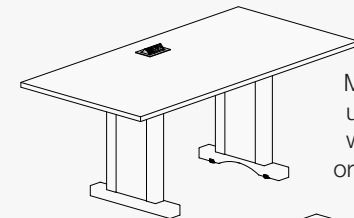
NODE



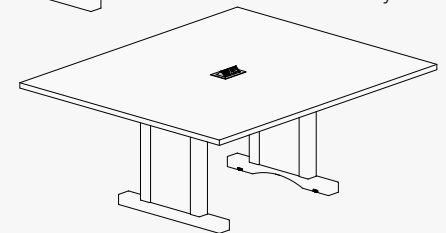
Node cannot be used with tables with depth 36-in or less that include modesty.



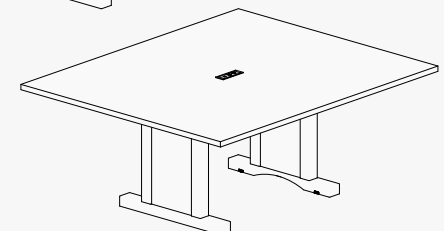
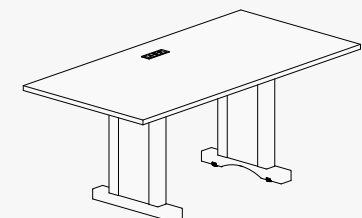
MhoB



MhoB cannot be used with tables with depth 36-in or less that include modesty.



DEAN Z-MOUNT



PRICING & SPECIFICATION GUIDE
Oblique Tables

May 1, 2023

TUOHY

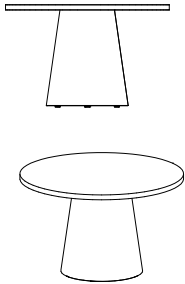


Conference: **Oblique**

Square Edge
Cantilever Edge

CO3
CO3

Square Edge



Top Ø	Base Ø	Seats	Prefix Code	Top Material / Suffix Code / List \$								
				Wood 1	Wood 2	HPL	AcrylicSS	Quartz	Marble	BPGlass	OCUGlass	OLGlass
Wood Base				...W1	...W2	...L	...C	...Q	...M			
• 48	16/24	4-6	BLS48...	7443	7964	6719	8028	15010	15328			
54	22/30	4-7	BLS54...	8388	8975	7660	9118	17955	18358			
60	28/36	5-7	BLS60...	9342	9996	8580	10233	21143	21641			
Wood Base w/Access Panel												
48	16/24	4-6	BLS48D...	8614	9217	7889	9199	16181	16499			
54	22/30	4-7	BLS54D...	8954	9581	8226	9684	18520	18923			
60	28/36	5-7	BLS60D...	9461	10123	8699	10352	21262	21760			
Faux-Leather Base												
48	16/24	4-6	BLS48L...	6639	7104	5915	7224	14206	14524			
54	22/30	4-7	BLS54L...	7163	7664	6434	7892	16728	17131			
60	28/36	5-7	BLS60L...	7590	8121	6827	8481	19391	19889			
Faux-Leather Base w/Access Panel												
48	16/24	4-6	BLS48LD...	7237	7744	6511	7821	14803	15122			
54	22/30	4-7	BLS54LD...	7759	8302	7032	8488	17326	17729			
60	28/36	5-7	BLS60LD...	8267	8846	7505	9158	20068	20566			

> To Order:

For product numbers, join the Prefix Code with the top material Suffix Code; read across and down for price.
 Ex: For 48-in diameter with Wood1 square edge top, product number is BLS48W1; list price is \$7443.

! Notes:

Overall height is 29.5 inches with 1.5-in top for all top materials.

- Acrylic Solid Surface: Avonite® Polaris Matte
- Faux Leather: All TUOHY Silex colors
- HPL: Formica 949-58 White
- Marble: Carrara
- Quartz: Cambria® Classic or Signature (all colors); quote required for Luxury and Matte offerings.
- Wood1: All TUOHY Wood1 offerings
- Wood2: All TUOHY Wood2 offerings

Available with vertical grain direction only.

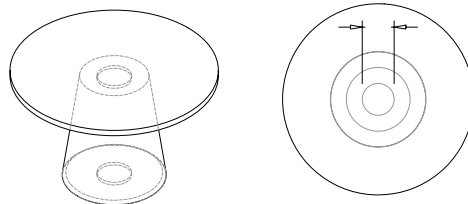
Yardage needed for each Base: 16/24: 2.25yds, 22/30: 2.75 yds, 28/36: 3.25 yds.

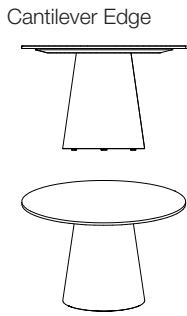
See power data options price list for power options available. Available power options that can be used include Node, MhoB, Dean Z-Mount, and 7w Power-Comm Single Trough.

Bases include a cutout to the floor for power; sizes vary by base diameter:

- 16/24 bases have an 8-in diameter cutout;
- 22/30 bases have a 14-in diameter cutout; and
- 28/36 bases have a 20-in diameter cutout. See drawings below for base detail.

48-in Diameter Table





Top Ø	Base Ø	Seats	Prefix Code	Wood 1	Wood 2	HPL	AcrylicSS	Quartz	Marble	BPGlass	OCUGlass	OLGlass
Wood Base				...W1	...W2	...L	...C	...Q	...M	...G	...J	...E
48	16/24	4-6	BLC48...	7725	8266	6991	8384	15065	15383	10381	10688	11363
54	22/30	4-7	BLC54...	8744	9356	7970	9569	18025	18428	12097	12484	13339
60	28/36	5-7	BLC60...	9780	10465	8962	10789	21228	21726	13911	14388	15443
Wood Base w/Access Panel												
48	16/24	4-6	BLC48D...	8896	9519	8161	9555	16236	16554	11552	11857	12533
54	22/30	4-7	BLC54D...	9310	9962	8536	10134	18589	18992	12661	13048	13903
60	28/36	5-7	BLC60D...	9900	10593	9082	10909	21347	21845	14030	14507	15563
Faux-Leather Base												
48	16/24	4-6	BLC48L...	6921	7405	6187	7580	14261	14579	9577	9882	10559
54	22/30	4-7	BLC54L...	7517	8043	6745	8342	16798	17201	10870	11257	12112
60	28/36	5-7	BLC60L...	8029	8591	7210	9038	19477	19975	12158	12637	13691
Faux-Leather Base w/Access Panel												
48	16/24	4-6	BLC48LD...	7517	8043	6784	8176	14858	15177	10175	10480	11155
54	22/30	4-7	BLC54LD...	8115	8683	7341	8940	17395	17798	11467	11854	12709
60	28/36	5-7	BLC60LD...	8705	9314	7887	9714	20153	20651	12836	13313	14368

> To Order:

For product numbers, join the Prefix Code with the top material Suffix Code; read across and down for price.
 Ex: For 48-in diameter with Wood1 cantilever edge top, product number is BLC48W1; list price is \$7725.

! Notes:

Overall height is 30.4 inches with a 2-in top for wood, laminate, and stone tops.
 Overall height is 30.2 with a 1.75-in top for glass tops.
 Top is cantilevered 4 inches from the subtop.

- Acrylic Solid Surface: Avonite® Polaris Matte
- BPGlass: S.BWT White or S.BLK Black
- Faux Leather: All TUOHY Silex colors
- HPL: Formica 949-58 White
- Marble: Carrara
- OcuWrite Glass: O.BWT OcuWrite White
- OcuWrite Laminated Glass: O.LCG Castlegate Gray, O.LCW Cool White, or O.LSH Stone Harbor
- Quartz: Cambria® Classic or Signature (all colors); quote required for Luxury and Matte offerings.
- Wood1: All TUOHY Wood1 offerings
- Wood2: All TUOHY Wood2 offerings

Available with vertical grain direction only.

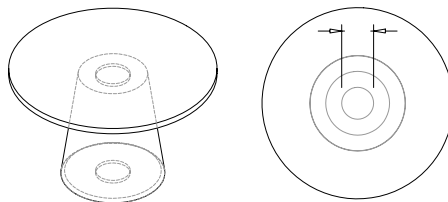
Yardage needed for each Base: 16/24: 2.25yds, 22/30: 2.75 yds, 28/36: 3.25 yds.

See power data options price list for power options available. Available power options that can be used include Node, MhoB, Dean Z-Mount, and 7w Power-Comm Single Trough.

Bases include a cutout to the floor for power; sizes vary by base diameter:

- 16/24 bases have an 8-in diameter cutout;
- 22/30 bases have a 14-in diameter cutout; and
- 28/36 bases have a 20-in diameter cutout. See drawings below for base detail.

48-in Diameter Table



PRICING & SPECIFICATION GUIDE

Rhoi Tables

May 1, 2023

TUOHY



Conference: **Rhoi**

Overview	CR2
Top Materials and Edge Styles	CR3
29.5h Tables	CR4
Square Edge Tops	CR4
Bevel Edge Tops	CR6
27h Lounge Tables	CR8
Square Edge Tops	CR8
Bevel Edge Tops	CR9



Overview

Each Rhoi Table may be ordered in one of 12 top material/edge-style combinations, as shown on the following page. Tables through 120w are in one section; tables over 120w are in two sections. Top segmentation (# pieces) varies by material and size, as charted below.

Number of Top Sections, Top Pieces and Legs

By Shape, Width, and Material

		Wood 1 & 2	Acrylic SS	Fenix®	Marble
		HPL			Quartz
	sections	pcs	pcs		# legs
Circle 42 diam	1	1	1		3
Circle 48 diam		1	1		4
Circle 54 diam		1	2		4
Circle 60 diam		1	2		4
Triad 42 per side	1	1	1		3
Triad 48 per side		1	1		3
Triad 54 per side		1	1		3
Square 42w 42d	1	1	1		4
Square 48w 48d		1	1		4
Square 54w 54d		1	1		4
Square 60w 60d		1	1		4
Rectangle 72w 36d	1	1	1		4
Rectangle 78w 39d		1	1		4
Rectangle 84w 42d		1	1		4
Rectangle 90w 48d		1	1		4
Rectangle 96w 48d		1	1		4
Rectangle 108w 48d		1	2		4
Rectangle 120w 52d		1	3		4
Rectangle 132w 52d	2	2	4		6
Rectangle 144w 52d		2	4		6
Rectangle 156w 56d		2	4		6
Rectangle 168w 56d		2	4		6
Rectangle 180w 56d		2	4		6
Rectangle 192w 60d		2	4		6
Rectangle 204w 60d		2	6		6
Rectangle 216w 60d		2	6		6
Rectangle 240w 60d		2	6		6
Super-Ellipse 72w 36/24d	1	1	1		4
Super-Ellipse 78w 39/26d		1	1		4
Super-Ellipse 84w 42/28d		1	1		4
Super-Ellipse 90w 48/32d		1	1		4
Super-Ellipse 96w 48/32d		1	1		4
Super-Ellipse 108w 52/34d		1	2		4
Super-Ellipse 120w 54/36d		1	3		4
Super-Ellipse 132w 54/36d	2	2	4		6
Super-Ellipse 144w 54/36d		2	4		6
Super-Ellipse 156w 60/40d		2	4		6
Super-Ellipse 168w 60/40d		2	4		6
Super-Ellipse 180w 60/40d		2	4		6
Super-Ellipse 192w 60/40d		2	4		6
Super-Ellipse 204w 60/40d		2	6		6
Super-Ellipse 216w 60/40d		2	6		6


Top Materials




Wood 1 & 2
 (All colors; grain long on 1-section tops, short on 2-section tops)




Acrylic Solid Surface
 Avonite® Polaris Matte




Fenix® NTM
 30 Bianco Alaska
 718 Grigio Londra
 720 Nero Ingo



HPL
 Formica® 949 White
 (PVC as self-edge)



Marble
 Carrara Marble
 (Subtop color to match apron.)



Quartz
 All Cambria® standard colors;
 quote required for Cambria Matte™
 & Luxury Design Series.
 (Subtop color to match apron.)




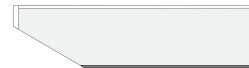
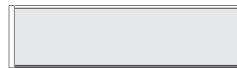


Edge Styles

Squared

Beveled

Self/Layered Edge 1.5th

Self/Layered Edge 1.5th



TQ = Tuohy QuickShip is available in columns tagged with this symbol.
 To order, insert "TQ" before the product prefix. Ex: TQRHC42... replaces RHC42...
 Inquire with Customer Service on current lead-times and power-data options.

29.5h Tables: **Square Edge Tops**

			Top Materials					Leg Materials				
			TQ	TQ	TQ		TQ					
Seats	Product No.		Wood1	Wood2	Acrylic SS	Fenix®	HPL	Marble	Quartz	Wood1	Wood2	Metal
Circle 1.5th Top, 29.5h ±			WS1S	WS2S	SSSS	FXSS	HPLS	MBSL	QRTS	W1L	W2L	MTL
1	Rhoi SqEdge Circle 42 diam	3-5 RHC42	3426	3666	4634	3795	2865	7212	6215	441	472	1309
	Rhoi SqEdge Circle 48 diam	4-6 RHC48	4189	4482	5633	4758	3544	9131	7827	587	628	1747
	Rhoi SqEdge Circle 54 diam	4-7 RHC54	4640	4965	6349	5435	3899	10889	9242	587	628	1747
	Rhoi SqEdge Circle 60 diam	5-7 RHC60	5023	5375	7033	6075	4177	12736	10702	587	628	1747
Triad 1.5th Top, 29.5h ±			WS1S	WS2S	SSSS	FXSS	HPLS	MBLB	QRTB	W1L	W2L	MTL
1	Rhoi SqEdge Triad 42 per side	3-5 RHT42	3426	3666	4634	3795	2865	7212	6215	441	472	1309
	Rhoi SqEdge Triad 48 per side	4-6 RHT48	4189	4482	5633	4758	3544	9131	7827	441	472	1309
	Rhoi SqEdge Triad 54 per side	4-7 RHT54	4640	4965	6349	5435	3899	10889	9242	441	472	1309
Square 1.5th Top, 29.5h ±			WS1S	WS2S	SSSS	FXSS	HPLS	MBLB	QRTB	W1L	W2L	MTL
1	Rhoi SqEdge Square 42w 42d	4 RHS4242	5627	6021	6835	5996	5068	9413	8417	587	628	1747
	Rhoi SqEdge Square 48w 48d	4-8 RHS4848	6046	6469	7491	6616	5403	10987	9687	587	628	1747
	Rhoi SqEdge Square 54w 54d	4-8 RHS5454	6497	6952	8207	7294	5757	12745	11098	587	628	1747
	Rhoi SqEdge Square 60w 60d	4-8 RHS6060	6977	7465	8986	8027	6130	14689	12655	587	628	1747
Rectangle 1.5th Top, 29.5h ±			WS1S	WS2S	SSSS	FXSS	HPLS	MBLB	QRTB	W1L	W2L	MTL
1	Rhoi SqEdge Rectangle 72w 36d	4-6 RHR7236	6851	7331	8273	7381	6015	12261	10796	587	628	1747
	Rhoi SqEdge Rectangle 78w 39d	6-8 RHR7839	7179	7682	8799	7878	6274	13551	11833	587	628	1747
	Rhoi SqEdge Rectangle 84w 42d	6-8 RHR8442	7533	8060	9363	8411	6552	14944	12952	587	628	1747
	Rhoi SqEdge Rectangle 90w 48d	6-8 RHR9048	7915	8469	10093	9088	6810	17022	14580	587	628	1747
	Rhoi SqEdge Rectangle 96w 48d	6-12 RHR9648	8278	8857	10579	9555	7127	17998	15394	587	628	1747
	Rhoi SqEdge Rectangle 108w 48d	8-12 RHR10848	8710	9320	11264	10204	7470	19663	16735	587	628	1747
	Rhoi SqEdge Rectangle 120w 52d	8-14 RHR12052	12217	13072	15233	14102	10813	25428	21603	587	628	1747
2	Rhoi SqEdge Rectangle 132w 52d	8-14 RHR13252	14459	15471	18112	16810	12789	31663	27356	882	944	2619
	Rhoi SqEdge Rectangle 144w 52d	10-16 RHR14452	14964	16011	18919	17573	13187	33651	28952	882	944	2619
	Rhoi SqEdge Rectangle 156w 56d	10-18 RHR15656	15869	16980	20429	18992	13877	37522	32038	882	944	2619
	Rhoi SqEdge Rectangle 168w 56d	10-18 RHR16856	16398	17546	21284	19797	14289	39645	33741	882	944	2619
	Rhoi SqEdge Rectangle 180w 56d	12-20 RHR18056	16927	18112	22137	20605	14701	41770	35444	882	944	2619
	Rhoi SqEdge Rectangle 192w 60d	12-20 RHR19260	17921	19175	23832	22191	15446	46187	38956	882	944	2619
	Rhoi SqEdge Rectangle 204w 60d	12-20 RHR20460	18472	19765	24733	23039	15872	48447	40766	882	944	2619
	Rhoi SqEdge Rectangle 216w 60d	14-22 RHR21660	19023	20355	25631	23888	16298	50709	42575	882	944	2619
	Rhoi SqEdge Rectangle 240w 60d	16-26 RHR24060	20124	21533	27431	25583	17151	55231	46194	882	944	2619

Continue to the next page for Super-Ellipse shapes and material listings.

See margin notes about converting eligible product numbers for Tuohy QuickShip.

> To Order, Specify:
 Description
 Product Number
 Top Material (by spec code and material choice); note price.
 Apron Finish (finish choice)
 Leg Material (by spec code and material choice); note price.
 List Price = Top Material \$ plus Leg Material \$.

Example:
 Rhoi SqEdge Circle 42 diam
 Prod. No.: RHC42 (TQ) TQRHC42
 Top: Wood1 WS1S: WL33 Catalan Walnut
 Apron: MRB Resin Black
 Leg: Wood1 W1L: WL33 Catalan Walnut
 List Price: 3426 + 441 = \$3867

! Notes:
 Tables may be ordered parametrically; minimum depth is 36 inches, maximum depth is 60 inches. **TQ** Not available on TQ.
 Tables other than Circles have radius corners of 4 inches.
 Tables through 120w are in 1-section; tables over 120w are in 2-sections. Top materials may be further segmented.
 Tables over 120w will include center electrical base.
 Tables less than 120w, order center base for electrical cable management below.
 Tables 156w or more with Marble or Quartz tops include a center base for each section of top.
 Center bases are veneer or solid wood color, compatible with leg finish.
 See Electrical and Power-Data options—other than Apron Power—for use with Rhoi Tables.

+ Options:
 For electrical cable management base append EB to product number; add \$1466.



TQ = Tuohy QuickShip is available in columns tagged with this symbol.
 To order, insert "TQ" before the product prefix. Ex: TQRHSE723624 replaces RHSE723624.
 Inquire with Customer Service on current lead-times and power-data options.

29.5h Tables: **Square Edge Tops**

		Top Materials							Leg Materials				
Seats	Product No.	Wood1	Wood2	Acrylic SS	Fenix®	HPL	Marble	Quartz	Wood1	Wood2	Metal		
		WS1S	WS2S	SSSS	FXSS	HPLS	MBLS	QRTS	W1L	W2L	MTL		
Super-Ellipse 1.5th Top, 29.5h ‡													
1	Rhoi SqEdge S.Ellipse 72w 36/24d	6	RHSE723624	6812	7289	8380	7488	6123	12369	10905	587	628	1747
	Rhoi SqEdge S.Ellipse 78w 39/26d	6-8	RHSE783926	7140	7640	8903	7984	6380	13660	11941	587	628	1747
	Rhoi SqEdge S.Ellipse 84w 42/28d	6-8	RHSE844228	7494	8019	9471	8517	6661	15052	13060	587	628	1747
	Rhoi SqEdge S.Ellipse 90w 48/32d	6-8	RHSE904832	7878	8429	10199	9197	6919	17128	14689	587	628	1747
	Rhoi SqEdge S.Ellipse 96w 48/32d	6-10	RHSE964832	8238	8815	10686	9663	7236	18106	15503	587	628	1747
	Rhoi SqEdge S.Ellipse 108w 52/34d	8-10	RHSE1085234	8856	9476	11742	10655	7694	20879	17706	587	628	1747
	Rhoi SqEdge S.Ellipse 120w 54/36d	8-12	RHSE1205436	12202	13056	15465	14321	10906	26072	22411	587	628	1747
2	Rhoi SqEdge S.Ellipse 132w 54/36d	8-12	RHSE1325436	14453	15465	18395	17073	12899	32446	27972	882	944	2619
	Rhoi SqEdge S.Ellipse 144w 54/36d	10-14	RHSE1445436	14968	16016	19226	17858	13304	34502	29622	882	944	2619
	Rhoi SqEdge S.Ellipse 156w 60/40d	10-16	RHSE1566040	16033	17155	21058	19574	14091	39329	33454	882	944	2619
	Rhoi SqEdge S.Ellipse 168w 60/40d	10-16	RHSE1686040	16583	17744	21958	20423	14519	41589	35263	882	944	2619
	Rhoi SqEdge S.Ellipse 180w 60/40d	10-16	RHSE1806040	17134	18333	22859	21270	14944	43850	37071	882	944	2619
	Rhoi SqEdge S.Ellipse 192w 60/40d	12-20	RHSE1926040	17791	19036	23863	22223	15477	46217	38987	882	944	2619
	Rhoi SqEdge S.Ellipse 204w 60/40d	12-20	RHSE2046040	18343	19627	24764	23070	15902	48479	40796	882	944	2619
	Rhoi SqEdge S.Ellipse 216w 60/40d	14-22	RHSE2166040	18893	20216	25665	23918	16328	50739	42605	882	944	2619

See margin notes about converting eligible product numbers for Tuohy QuickShip.

- > To Order, Specify:
- Description
 - Product Number
 - Top Material (by spec code and material choice); note price.
 - Apron Finish (finish choice)
 - Leg Material (by spec code and material choice); note price.
 - List Price = Top Material \$ plus Leg Material \$.

Example:
 Rhoi SqEdge S-Ellipse 72w 36/24d
 Prod. No.: RHSE723624 (TQ) TQRHSE723624
 Top: Wood1 WS1S: AN89 Light Anigre
 Apron: MRSA Resin Satin Aluminum
 Leg: Wood1 W1L: WL33 Catalan Walnut
 List Price: 6812 + 587 = \$7399

- ! Notes:
- Tables may be ordered parametrically; minimum depth is 36 inches, maximum depth is 60 inches. (TQ) Not available on TQ.
 - Tables other than Circles have radius corners of 4 inches.
 - Tables through 120w are in 1-section; tables over 120w are in 2-sections. Top materials may be further segmented.
 - Tables over 120w will include center electrical base.
 - Tables less than 120w, order center base for electrical cable management below.
 - Tables 156w or more with Marble or Quartz tops include a center base for each section of top.
 - Center bases are veneer or solid wood color, compatible with leg finish.
 - See Electrical and Power-Data options—other than Apron Power—for use with Rhoi Tables.

- + Options:
- For electrical cable management base append EB to product number; add \$1466.

Table Sections

Top materials may be further segmented based on the top material and size specified. Please see page CR2.

Top Materials

- Wood1 WS1S**
 AN89 Light Anigre
 AS22 Blanco Ash
 BS28 Whitened Oak
 CH45 Light Cherry
 MP57 Light Maple
 MP61 White Maple
 SOX6 Sand Oak
 SSX2 Striped Sand
 WL16 American Walnut
 WL20 Australian Walnut
 WL35 Scandia Walnut
 WL79 Sumatra Walnut
 WO21 Rift White Oak
 WO4 Ebony Oak
- Wood2 WS2S**
 BS30 Mateo Gray
 CH49 Medium Cherry
 CH53 Dark Cherry
 FB14 Flamed Black
 FG11 Flamed Gray
 FS10 Flamed Sand
 FWX9 Flamed White
 MH95 Medium Mahogany
 MH97 Dark Mahogany
 SP73 Medium Sapele
 WL25 Capella Walnut
 WL31 Onyx Walnut
 WL33 Catalan Walnut
 WN13 Wenge
 WO38 Tangiers Oak
- Acrylic Solid Surface SSSS**
 Avonite® 8256 Polaris
- Fenix® NTM FXSS**
 30 Bianco Alaska
 718 Grigio Londra
 720 Nero Ingo
- HPL HPLS**
 Formica® 949 White
- Marble MBLS**
 Carrara
- Quartz QRTS**
 All standard Cambria® colors except:
 Cambria Matte™
 Luxury Design Series

Apron Finish

- Metal**
 MRB Resin Black
 MRBM Resin Black Matte
 MRW Resin White
 MRSA Resin Satin Aluminum
 MRTG Resin Thunder Gray
 MRBZ Bronze

Leg Materials

- Wood1 W1L**
 WL33 Catalan Walnut
 WL35 Scandia Walnut
 WL79 Sumatra Walnut
 WO38 Tangiers Oak
- Wood2 W2L**
 FWX9 Flamed White
- Metal MTL**
 MRB Resin Black
 MRBM Resin Black Matte
 MRW Resin White
 MRSA Resin Satin Aluminum
 MRTG Resin Thunder Gray
 MRBZ Bronze



TUOHY

TQ = Tuohy QuickShip is available in columns tagged with this symbol.
 To order, insert "TQ" before the product prefix. Ex: TQRHC42... replaces RHC42...
 Inquire with Customer Service on current lead-times and power-data options.

29.5h Tables: **Bevel Edge Tops**

			Top Materials					Leg Materials				
			TQ	TQ	TQ		TQ					
Seats	Product No.		Wood1	Wood2	Acrylic SS	Fenix®	HPL	Marble	Quartz	Wood1	Wood2	Metal
Circle 1.5th Top, 29.5h ±			WS1B	WS2B	SSSB	FXSB	HPLB	MBLB	QRTB	W1L	W2L	MTL
1	Rhoi BvlEdge Circle 42 diam	3-5 RHC42	3726	3987	4933	4096	3165	7212	6215	441	472	1309
	Rhoi BvlEdge Circle 48 diam	4-6 RHC48	4489	4803	5932	5059	3844	9131	7827	587	628	1747
	Rhoi BvlEdge Circle 54 diam	4-7 RHC54	4939	5285	6650	5736	4199	10889	9242	587	628	1747
	Rhoi BvlEdge Circle 60 diam	5-7 RHC60	5324	5697	7334	6374	4477	12736	10702	587	628	1747
Triad 1.5th Top, 29.5h ±			WS1B	WS2B	SSSB	FXSB	HPLB	MBLB	QRTB	W1L	W2L	MTL
1	Rhoi BvlEdge Triad 42 per side	3-5 RHT42	3726	3987	4933	4096	3165	7212	6215	441	472	1309
	Rhoi BvlEdge Triad 48 per side	4-6 RHT48	4489	4803	5932	5059	3844	9131	7827	441	472	1309
	Rhoi BvlEdge Triad 54 per side	4-7 RHT54	4939	5285	6650	5736	4199	10889	9242	441	472	1309
Square 1.5th Top, 29.5h ±			WS1B	WS2B	SSSB	FXSB	HPLB	MBLB	QRTB	W1L	W2L	MTL
1	Rhoi BvlEdge Square 42w 42d	4 RHS4242	5926	6341	7135	6295	5367	9413	8417	587	628	1747
	Rhoi BvlEdge Square 48w 48d	4-8 RHS4848	6347	6791	7789	6917	5702	10987	9687	587	628	1747
	Rhoi BvlEdge Square 54w 54d	4-8 RHS5454	6796	7272	8508	7594	6058	12745	11098	587	628	1747
	Rhoi BvlEdge Square 60w 60d	4-8 RHS6060	7277	7786	9285	8327	6431	14689	12655	587	628	1747
Rectangle 1.5th Top, 29.5h ±			WS1B	WS2B	SSSB	FXSB	HPLB	MBLB	QRTB	W1L	W2L	MTL
1	Rhoi BvlEdge Rectangle 72w 36d	4-6 RHR7236	7149	7649	8573	7681	6315	12261	10796	587	628	1747
	Rhoi BvlEdge Rectangle 78w 39d	6-8 RHR7839	7479	8003	9098	8176	6573	13551	11833	587	628	1747
	Rhoi BvlEdge Rectangle 84w 42d	6-8 RHR8442	7831	8379	9664	8710	6851	14944	12952	587	628	1747
	Rhoi BvlEdge Rectangle 90w 48d	6-8 RHR9048	8216	8791	10393	9387	7111	17022	14580	587	628	1747
	Rhoi BvlEdge Rectangle 96w 48d	6-12 RHR9648	8575	9175	10879	9855	7426	17998	15394	587	628	1747
	Rhoi BvlEdge Rectangle 108w 48d	8-12 RHR10848	9011	9642	11565	10504	7771	19663	16735	587	628	1747
	Rhoi BvlEdge Rectangle 120w 52d	8-14 RHR12052	12517	13393	15534	14403	11113	25428	21603	587	628	1747
2	Rhoi BvlEdge Rectangle 132w 52d	8-14 RHR13252	14792	15827	18445	17144	13123	31663	27356	882	944	2619
	Rhoi BvlEdge Rectangle 144w 52d	10-16 RHR14452	15297	16368	19252	17906	13521	33651	28952	882	944	2619
	Rhoi BvlEdge Rectangle 156w 56d	10-18 RHR15656	16202	17336	20763	19325	14210	37522	32038	882	944	2619
	Rhoi BvlEdge Rectangle 168w 56d	10-18 RHR16856	16732	17903	21616	20130	14622	39645	33741	882	944	2619
	Rhoi BvlEdge Rectangle 180w 56d	12-20 RHR18056	17260	18468	22472	20936	15034	41770	35444	882	944	2619
	Rhoi BvlEdge Rectangle 192w 60d	12-20 RHR19260	18255	19533	24165	22526	15779	46187	38956	882	944	2619
	Rhoi BvlEdge Rectangle 204w 60d	12-20 RHR20460	18805	20121	25065	23373	16205	48447	40766	882	944	2619
	Rhoi BvlEdge Rectangle 216w 60d	14-22 RHR21660	19358	20713	25964	24220	16631	50709	42575	882	944	2619
	Rhoi BvlEdge Rectangle 240w 60d	16-26 RHR24060	20457	21889	27764	25916	17484	55231	46194	882	944	2619

Continue to the next page for Super-Ellipse shapes and material listings.

See margin notes about converting eligible product numbers for Tuohy QuickShip.

> To Order, Specify:

- Description
- Product Number
- Top Material (by spec code and material choice); note price.
- Apron Finish (finish choice)
- Leg Material (by spec code and material choice); note price.
- List Price = Top Material \$ plus Leg Material \$.

! Notes:

- Tables may be ordered parametrically; minimum depth is 36 inches, maximum depth is 60 inches. **TQ** Not available on TQ.
- Tables other than Circles have radius corners of 4 inches.
- Tables through 120w are in 1-section; tables over 120w are in 2-sections. Top materials may be further segmented.
- Tables over 120w will include center electrical base.
- Tables less than 120w, order center base for electrical cable management below.
- Tables 156w or more with Marble or Quartz tops include a center base for each section of top.
- Center bases are veneer or solid wood color, compatible with leg finish.
- See Electrical and Power-Data options—other than Apron Power—for use with Rhoi Tables.

+ Options:

For electrical cable management base append EB to product number; add \$1466.

Example:

Rhoi BvlEdge Circle 42 diam
 Prod. No.: RHC42 **TQ** TQRHC42
 Top: Wood1 WS1B: WL33 Catalan Walnut
 Apron: MRB Resin Black
 Leg: Wood1 W1L: WL33 Catalan Walnut
 List Price: 3726 + 441 = \$4167

Table Sections

Top materials may be further segmented based on the top material and size specified. Please see page CR2.



TQ = Tuohy QuickShip is available in columns tagged with this symbol.
 To order, insert "TQ" before the product prefix. Ex: TQRHSE723624 replaces RHSE723624.
 Inquire with Customer Service on current lead-times and power-data options.

29.5h Tables: **Bevel Edge Tops**

Top Materials.....+.....Leg Materials

	Seats	Product No.	Top Materials				Leg Materials						
			Wood1	Wood2	Acrylic SS	Fenix®	HPL	Marble	Quartz	Wood1	Wood2	Metal	
			WS1B	WS2B	SSSB	FXSB	HPLB	MBLB	QRTB	W1L	W2L	MTL	
1		Rhoi BvlEdge S.Ellipse 72w 36/24d 6	RHSE723624	7091	7587	8479	7789	6422	12369	10905	587	628	1747
		Rhoi BvlEdge S.Ellipse 78w 39/26d 6-8	RHSE783926	7378	7894	9003	8285	6681	13660	11941	587	628	1747
		Rhoi BvlEdge S.Ellipse 84w 42/28d 6-8	RHSE844228	7772	8316	9570	8818	6960	15052	13060	587	628	1747
		Rhoi BvlEdge S.Ellipse 90w 48/32d 6-8	RHSE904832	8229	8805	10299	9495	7219	17128	14689	587	628	1747
		Rhoi BvlEdge S.Ellipse 96w 48/32d 6-10	RHSE964832	8442	9033	10784	9963	7534	18106	15503	587	628	1747
		Rhoi BvlEdge S.Ellipse 108w 52/34d 8-10	RHSE1085234	9088	9724	11841	10954	7995	20879	17706	587	628	1747
		Rhoi BvlEdge S.Ellipse 120w 54/36d 8-12	RHSE1205436	12489	13363	15565	14622	11207	26072	22411	587	628	1747
2		Rhoi BvlEdge S.Ellipse 132w 54/36d 8-12	RHSE1325436	14849	15888	18729	17406	13233	32446	27972	882	944	2619
		Rhoi BvlEdge S.Ellipse 144w 54/36d 10-14	RHSE1445436	15233	16299	19561	18191	13636	34502	29622	882	944	2619
		Rhoi BvlEdge S.Ellipse 156w 60/40d 10-16	RHSE1566040	16306	17447	21391	19907	14427	39329	33454	882	944	2619
		Rhoi BvlEdge S.Ellipse 168w 60/40d 10-16	RHSE1686040	16858	18038	22291	20754	14851	41589	35263	882	944	2619
		Rhoi BvlEdge S.Ellipse 180w 60/40d 10-16	RHSE1806040	17407	18625	23191	21603	15279	43850	37071	882	944	2619
		Rhoi BvlEdge S.Ellipse 192w 60/40d 12-20	RHSE1926040	17958	19215	24196	22557	15809	46217	38987	882	944	2619
		Rhoi BvlEdge S.Ellipse 204w 60/40d 12-20	RHSE2046040	18510	19806	25097	23404	16236	48479	40796	882	944	2619
		Rhoi BvlEdge S.Ellipse 216w 60/40d 14-22	RHSE2166040	19060	20394	25997	24251	16661	50739	42605	882	944	2619

See margin notes about converting eligible product numbers for Tuohy QuickShip.

> To Order, Specify:
 Description
 Product Number
 Top Material (by spec code and material choice); note price.
 Apron Finish (finish choice)
 Leg Material (by spec code and material choice); note price.
 List Price = Top Material \$ plus Leg Material \$.

Example:
 Rhoi BvlEdge S-Ellipse 72w 36/24d
 Prod. No.: RHSE723624 **TQ** (TQRHSE723624)
 Top: Wood1 WS1B: AN89 Light Anigre
 Apron: MRSA Resin Satin Aluminum
 Leg: Wood1 W1L: WL33 Catalan Walnut
 List Price: 7091 + 587 = \$7678

! Notes:
 Tables may be ordered parametrically; minimum depth is 36 inches, maximum depth is 60 inches. **TQ** Not available on TQ.
 Tables other than Circles have radius corners of 4 inches.
 Tables through 120w are in 1-section; tables over 120w are in 2-sections. Top materials may be further segmented.
 Tables over 120w will include center electrical base.
 Tables less than 120w, order center base for electrical cable management below.
 Tables 156w or more with Marble or Quartz tops include a center base for each section of top.
 Center bases are veneer or solid wood color, compatible with leg finish.
 See Electrical and Power-Data options—other than Apron Power—for use with Rhoi Tables.

+ Options:
 For electrical cable management base append EB to product number; add \$1466.

Table Sections

Top materials may be further segmented based on the top material and size specified. Please see page CR2.

Top Materials

TQ Wood1 WS1B
 AN89 Light Anigre
 AS22 Blanco Ash
 BS28 Whitened Oak
 CH45 Light Cherry
 MP57 Light Maple
 MP61 White Maple
 SOX6 Sand Oak
 SSX2 Striped Sand
 WL16 American Walnut
 WL20 Australian Walnut
 WL35 Scandia Walnut
 WL79 Sumatra Walnut
 WO21 Rift White Oak
 WO4 Ebony Oak

TQ Wood2 WS2B
 BS30 Mateo Gray
 CH49 Medium Cherry
 CH53 Dark Cherry
 FB14 Flamed Black
 FG11 Flamed Gray
 FS10 Flamed Sand
 FWX9 Flamed White
 MH95 Medium Mahogany
 MH97 Dark Mahogany
 SP73 Medium Sapele
 WL25 Capella Walnut
 WL31 Onyx Walnut
 WL33 Catalan Walnut
 WN13 Wenge
 WO38 Tangiers Oak

TQ Acrylic Solid Surface SSSB
 Avonite® 8256 Polaris

 Fenix® NTM FXSB
 30 Bianco Alaska
 718 Grigio Londra
 720 Nero Ingo

TQ HPL HPLB
 Formica® 949 White

 Marble MBLB
 Carrara

 Quartz QRTB
 All standard Cambria® colors except:
 Cambria Matte™
 Luxury Design Series

Apron Finish

TQ Metal
 MRB Resin Black
 MRBM Resin Black Matte
 MRW Resin White
 MRSA Resin Satin Aluminum
 MRTG Resin Thunder Gray
 MRBZ Bronze

Leg Materials

Wood1 W1L
 WL33 Catalan Walnut
 WL35 Scandia Walnut
 WL79 Sumatra Walnut
 WO38 Tangiers Oak

 Wood2 W2L
 FWX9 Flamed White

 Metal MTL
 MRB Resin Black
 MRBM Resin Black Matte
 MRW Resin White
 MRSA Resin Satin Aluminum
 MRTG Resin Thunder Gray
 MRBZ Bronze



TUOHY

TQ = Tuohy QuickShip is available in columns tagged with this symbol.
 To order, insert "TQ" before the product prefix. Ex: TQRHC42... replaces RHC42...
 Inquire with Customer Service on current lead-times and power-data options.

27h Lounge Height Tables: **Square Edge Tops**

			Top Materials					Leg Materials				
			TQ	TQ	TQ		TQ					
Seats	Product No.		Wood1	Wood2	Acrylic SS	Fenix®	HPL	Marble	Quartz	Wood1	Wood2	Metal
Circle 1.5th Top, 27h ±			WS1S	WS2S	SSSS	FXSS	HPLS	MBLS	QRTS	W1L	W2L	MTL
1	Rhoi SqEdge Circle 42 diam	3-5 RHC42L	3426	3666	4634	3795	2865	7212	6215	441	472	1309
	Rhoi SqEdge Circle 48 diam	4-6 RHC48L	4189	4482	5633	4758	3544	9131	7827	587	628	1747
	Rhoi SqEdge Circle 54 diam	4-7 RHC54L	4640	4965	6349	5435	3899	10889	9242	587	628	1747
	Rhoi SqEdge Circle 60 diam	5-7 RHC60L	5023	5375	7033	6075	4177	12736	10702	587	628	1747
Triad 1.5th Top, 27h ±			WS1S	WS2S	SSSS	FXSS	HPLS	MBLB	QRTB	W1L	W2L	MTL
1	Rhoi SqEdge Triad 42 per side	3-5 RHT42L	3426	3666	4634	3795	2865	7212	6215	441	472	1309
	Rhoi SqEdge Triad 48 per side	4-6 RHT48L	4189	4482	5633	4758	3544	9131	7827	441	472	1309
	Rhoi SqEdge Triad 54 per side	4-7 RHT54L	4640	4965	6349	5435	3899	10889	9242	441	472	1309
Square 1.5th Top, 27h ±			WS1S	WS2S	SSSS	FXSS	HPLS	MBLB	QRTB	W1L	W2L	MTL
1	Rhoi SqEdge Square 42w 42d	4 RHS4242L	5627	6021	6835	5996	5068	9413	8417	587	628	1747
	Rhoi SqEdge Square 48w 48d	4-8 RHS4848L	6046	6469	7491	6616	5403	10987	9687	587	628	1747
	Rhoi SqEdge Square 54w 54d	4-8 RHS5454L	6497	6952	8207	7294	5757	12745	11098	587	628	1747
	Rhoi SqEdge Square 60w 60d	4-8 RHS6060L	6977	7465	8986	8027	6130	14689	12655	587	628	1747
Rectangle 1.5th Top, 27h ±			WS1S	WS2S	SSSS	FXSS	HPLS	MBLB	QRTB	W1L	W2L	MTL
1	Rhoi SqEdge Rectangle 72w 36d	4-6 RHR7236L	6851	7331	8273	7381	6015	12261	10796	587	628	1747
	Rhoi SqEdge Rectangle 78w 39d	6-8 RHR7839L	7179	7682	8799	7878	6274	13551	11833	587	628	1747
	Rhoi SqEdge Rectangle 84w 42d	6-8 RHR8442L	7533	8060	9363	8411	6552	14944	12952	587	628	1747
	Rhoi SqEdge Rectangle 90w 48d	6-8 RHR9048L	7915	8469	10093	9088	6810	17022	14580	587	628	1747
	Rhoi SqEdge Rectangle 96w 48d	6-12 RHR9648L	8278	8857	10579	9555	7127	17998	15394	587	628	1747
Super-Ellipse 1.5th Top, 27h ±			WS1S	WS2S	SSSS	FXSS	HPLS	MBLS	QRTS	W1L	W2L	MTL
1	Rhoi SqEdge S.Ellipse 72w 36/24d	6 RHSE723624L	6812	7289	8380	7488	6123	12369	10905	587	628	1747
	Rhoi SqEdge S.Ellipse 78w 39/26d	6-8 RHSE783926L	7140	7640	8903	7984	6380	13660	11941	587	628	1747
	Rhoi SqEdge S.Ellipse 84w 42/28d	6-8 RHSE844228L	7494	8019	9471	8517	6661	15052	13060	587	628	1747
	Rhoi SqEdge S.Ellipse 90w 48/32d	6-8 RHSE904832L	7878	8429	10199	9197	6919	17128	14689	587	628	1747
	Rhoi SqEdge S.Ellipse 96w 48/32d	6-10 RHSE964832L	8238	8815	10686	9663	7236	18106	15503	587	628	1747

▲ See margin notes about converting eligible product numbers for Tuohy QuickShip.

> To Order, Specify:
 Description
 Product Number
 Top Material (by spec code and material choice); note price.
 Apron Finish (finish choice)
 Leg Material (by spec code and material choice); note price.
 List Price = Top Material \$ plus Leg Material \$.

Example:
 Rhoi SqEdge Circle 42 diam
 Prod. No.: RHC42L **TQ** TQRHC42L)
 Top: Wood1 WS1S: WL33 Catalan Walnut
 Apron: MRB Resin Black
 Leg: Wood1 W1L: WL33 Catalan Walnut
 List Price: 3426 + 441 = \$3867

! Notes:
 Tables may be ordered parametrically; minimum depth is 36 inches, maximum depth is 60 inches.
 Tables other than Circles have radius corners of 4 inches.
 Order center base for electrical cable management below.
 Center bases are veneer or solid wood color, compatible with leg finish.
 See Electrical and Power-Data options—other than Apron Power—for use with Rhoi Tables.

+ Options:
 For electrical cable management base append EB to product number; add \$1466. **TQ** Not available on TQ.

Table Sections
 Top materials may be further segmented based on the top material and size specified.
 Please see page CR2.



TQ = Tuohy QuickShip is available in columns tagged with this symbol.
 To order, insert "TQ" before the product prefix. Ex: TQRHC42... replaces RHC42...
 Inquire with Customer Service on current lead-times and power-data options.

27h Lounge Height Tables: **Bevel Edge Tops**

		Top Materials						Leg Materials					
Seats	Product No.	Wood1	Wood2	Acrylic SS	Fenix®	HPL	Marble	Quartz	Wood1	Wood2	Metal		
Circle 1.5th Top, 27h ±		WS1B	WS2B	SSSB	FXSB	HPLB	MBLB	QRTB	W1L	W2L	MTL		
1	Rhoi BvlEdge Circle 42 diam	3-5 RHC42L	3726	3987	4933	4096	3165	7212	6215	441	472	1309	
	Rhoi BvlEdge Circle 48 diam	4-6 RHC48L	4489	4803	5932	5059	3844	9131	7827	587	628	1747	
	Rhoi BvlEdge Circle 54 diam	4-7 RHC54L	4939	5285	6650	5736	4199	10889	9242	587	628	1747	
	Rhoi BvlEdge Circle 60 diam	5-7 RHC60L	5324	5697	7334	6374	4477	12736	10702	587	628	1747	
Triad 1.5th Top, 27h ±		WS1B	WS2B	SSSB	FXSB	HPLB	MBLB	QRTB	W1L	W2L	MTL		
1	Rhoi BvlEdge Triad 42 per side	3-5 RHT42L	3726	3987	4933	4096	3165	7212	6215	441	472	1309	
	Rhoi BvlEdge Triad 48 per side	4-6 RHT48L	4489	4803	5932	5059	3844	9131	7827	441	472	1309	
	Rhoi BvlEdge Triad 54 per side	4-7 RHT54L	4939	5285	6650	5736	4199	10889	9242	441	472	1309	
Square 1.5th Top, 27h ±		WS1B	WS2B	SSSB	FXSB	HPLB	MBLB	QRTB	W1L	W2L	MTL		
1	Rhoi BvlEdge Square 42w 42d	4 RHS4242L	5926	6341	7135	6295	5367	9413	8417	587	628	1747	
	Rhoi BvlEdge Square 48w 48d	4-8 RHS4848L	6347	6791	7789	6917	5702	10987	9687	587	628	1747	
	Rhoi BvlEdge Square 54w 54d	4-8 RHS5454L	6796	7272	8508	7594	6058	12745	11098	587	628	1747	
	Rhoi BvlEdge Square 60w 60d	4-8 RHS6060L	7277	7786	9285	8327	6431	14689	12655	587	628	1747	
Rectangle 1.5th Top, 27h ±		WS1B	WS2B	SSSB	FXSB	HPLB	MBLB	QRTB	W1L	W2L	MTL		
1	Rhoi BvlEdge Rectangle 72w 36d	4-6 RHR7236L	7149	7649	8573	7681	6315	12261	10796	587	628	1747	
	Rhoi BvlEdge Rectangle 78w 39d	6-8 RHR7839L	7479	8003	9098	8176	6573	13551	11833	587	628	1747	
	Rhoi BvlEdge Rectangle 84w 42d	6-8 RHR8442L	7831	8379	9664	8710	6851	14944	12952	587	628	1747	
	Rhoi BvlEdge Rectangle 90w 48d	6-8 RHR9048L	8216	8791	10393	9387	7111	17022	14580	587	628	1747	
	Rhoi BvlEdge Rectangle 96w 48d	6-12 RHR9648L	8575	9175	10879	9855	7426	17998	15394	587	628	1747	
Super-Ellipse 1.5th Top, 27h ±		WS1B	WS2B	SSSB	FXSB	HPLB	MBLB	QRTB	W1L	W2L	MTL		
1	Rhoi BvlEdge S.Ellipse 72w 36/24d	6 RHSE723624L	7091	7587	8479	7789	6422	12369	10905	587	628	1747	
	Rhoi BvlEdge S.Ellipse 78w 39/26d	6-8 RHSE783926L	7378	7894	9003	8285	6681	13660	11941	587	628	1747	
	Rhoi BvlEdge S.Ellipse 84w 42/28d	6-8 RHSE844228L	7772	8316	9570	8818	6960	15052	13060	587	628	1747	
	Rhoi BvlEdge S.Ellipse 90w 48/32d	6-8 RHSE904832L	8229	8805	10299	9495	7219	17128	14689	587	628	1747	
	Rhoi BvlEdge S.Ellipse 96w 48/32d	6-10 RHSE964832L	8442	9033	10784	9963	7534	18106	15503	587	628	1747	

▲ See margin notes about converting eligible product numbers for Tuohy QuickShip.

- > To Order, Specify:
 - Description
 - Product Number
 - Top Material (by spec code and material choice); note price.
 - Apron Finish (finish choice)
 - Leg Material (by spec code and material choice); note price.
 - List Price = Top Material \$ plus Leg Material \$.


Example:
 Rhoi BvlEdge Circle 42 diam
 Prod. No.: RHC42L **TQ** TQRHC42L)
 Top: Wood1 WS1B: WL33 Catalan Walnut
 Apron: MRB Resin Black
 Leg: Wood1 W1L: WL33 Catalan Walnut
 List Price: 3726 + 441 = \$4167

- ! Notes:
 - Tables may be ordered parametrically; minimum depth is 36 inches, maximum depth is 60 inches.
 - Tables other than Circles have radius corners of 4 inches.
 - Order center base for electrical cable management below.
 - Center bases are veneer or solid wood color, compatible with leg finish.
 - See Electrical and Power-Data options—other than Apron Power—for use with Rhoi Tables.

- + Options:
 - For electrical cable management base append EB to product number; add \$1466. **TQ** Not available on TQ.

Table Sections
 Top materials may be further segmented based on the top material and size specified. Please see page CR2.







PRICING & SPECIFICATION GUIDE
Ribbon Tables

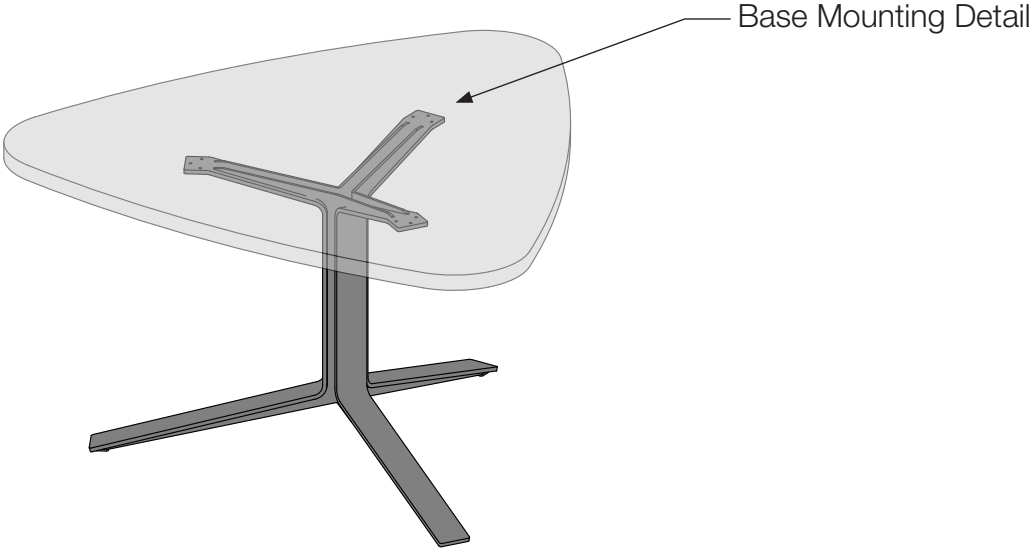
May 1, 2024


TUOHY



Conference: **Ribbon Table**

- Square Edge Tops CC3
- Bevel Edge Tops CC4
- Cantilevered Edge Tops CC5





Square Edge Top 29.5h



	Prefix & Width Codes	Top Material Code			
		Wood1	Wood2	HPL	Fenix
		...W1	...W2	...H	...L
Pebble Triangle 48	RBTS48...	6926	7017	7201	8865
• Pebble Triangle 54	RBTS54...	7141	7198	7429	9531
Pebble Triangle 60	RBTS60...	7329	7399	7684	10274
Round 48	RBRS48...	6725	6770	6953	8617
• Round 54	RBRS54...	6893	6950	7181	9283
Round 60	RBRS60...	7082	7152	7437	10026

> To Order:

For product numbers, join the Prefix/Width Code and Material/Edge Code; read across and down for price.

Wood1: All TUOHY Wood1 offerings

Wood2: All TUOHY Wood2 offerings

HPL: Formica® 949 White

Fenix Color: 30 Bianco Alaska, 718 Grigio Londra, or 720 Nero Ingo

Center tube in table base has 1.33-inch diameter for wire management.

Recommended power units include Burele w/ surface mount grommet, Node, MhoB, and Dean Z-Mount.

! Notes:

Specify base from solid powdercoat colors.

(MRB) Resin Black

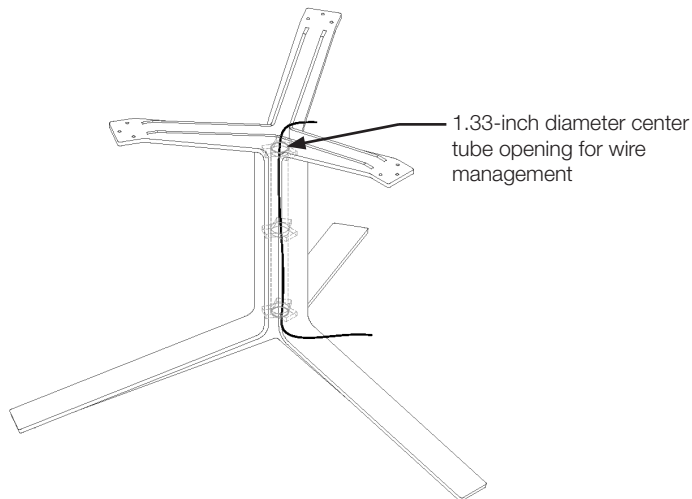
(MRBM) Resin Matte Black

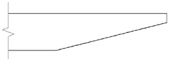
(MRBZ) Resin Bronze

(MRSa) Resin Satin Aluminum

(MRTG) Resin Thunder Gray

(MRW) Resin White





Bevel Edge Top 29.5h



	Prefix & Width Codes	Top Material Code			
		Wood1	Wood2	HPL	Fenix
		...W1	...W2	...H	...L
Pebble Triangle 48	RBTB48...	7890	7946	8102	9646
• Pebble Triangle 54	RBTB54...	8107	8177	8376	10343
Pebble Triangle 60	RBTB60...	8350	8437	8684	11124
Round 48	RBRB48...	7704	7764	7978	9643
• Round 54	RBRB54...	7928	8004	8268	10370
Round 60	RBRB60...	8179	8271	8591	11181

> To Order:

For product numbers, join the Prefix/Width Code and Material/Edge Code; read across and down for price.

Wood1: All TUOHY Wood1 offerings

Wood2: All TUOHY Wood2 offerings

HPL: Formica® 949 White

Fenix Color: 30 Bianco Alaska, 718 Grigio Londra, or 720 Nero Ingo

Center tube in table base has 1.33-inch diameter for wire management.

Recommended power units include Burele w/ surface mount grommet, Node, MhoB, and Dean Z-Mount.

! Notes:

Specify base from solid powdercoat colors.

(MRB) Resin Black

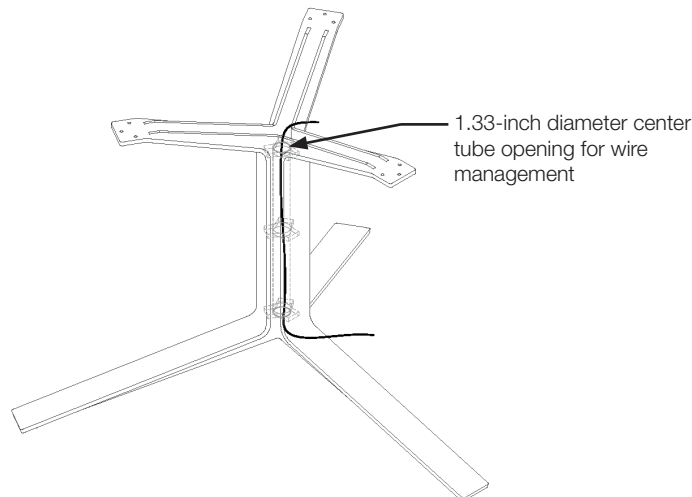
(MRBM) Resin Matte Black

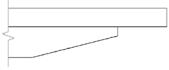
(MRBZ) Resin Bronze

(MRSA) Resin Satin Aluminum

(MRTG) Resin Thunder Gray

(MRW) Resin White





Cantilevered Edge Top



	Prefix & Width Codes	Top Material Code				
		Solid Surface	BP Glass	AE Glass	Quartz	Marble
		...S	...G	...J	...Q	...M
Pebble Triangle 48	RBTC48...	8447	10356	10921	13663	16086
• Pebble Triangle 54	RBTC54...	8806	11112	11842	15342	18452
Pebble Triangle 60	RBTC60...	9175	11850	12739	17219	20830
Round 48	RBRC48...	8027	9508	10008	13879	14145
• Round 54	RBRC54...	8338	10142	10775	15686	16082
Round 60	RBRC60...	8686	10827	11609	17695	18246

> To Order:

For product numbers, join the Prefix/Width Code and Material/Edge Code; read across and down for price.

Acrylic Solid Surface: Avonite® Polaris Matte

BPGlass: S.BWT White or S.BLK Black.

AE Glass: GAB Acid-Etched Black or GAW Acid-Etched White.

*Quartz: Cambria® Classic and Signature (all colors); quote required for all other offerings.

Marble: Carrara

Overall Height changes with top material thickness, 29.25h +

12mm Solid Surface 0.47"

3/8" Glass 0.38"

2cm Stone 0.79"

Center tube in table base has 1.33-inch diameter for wire management.

Recommended power units include Burele w/ surface mount grommet, Node, MhoB, and Dean Z-Mount.

! Notes:

Specify base from solid powdercoat colors.

(MRB) Resin Black

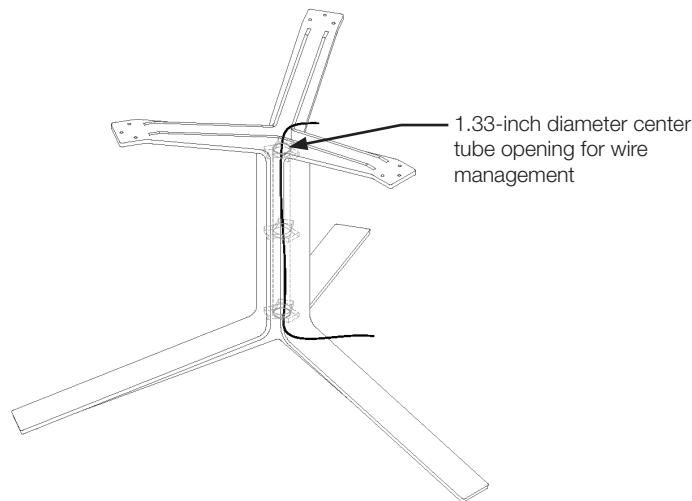
(MRBM) Resin Matte Black

(MRBZ) Resin Bronze

(MRSA) Resin Satin Aluminum

(MRTG) Resin Thunder Gray

(MRW) Resin White



PRICING & SPECIFICATION GUIDE
Stillness Tables

January 1, 2024

TUOHY



Conference: **Stillness**

Material Guide	CS3
Wood1 Top	CS4
Square Self-Edge	CS4
Bevel Self-Edge	CS5
Square Metal Edge	CS6
Wood2 Top	CS7
Square Self-Edge	CS7
Bevel Self-Edge	CS8
Square Metal Edge	CS9
Back-Painted Glass Top	CS10
Square Self-Edge	CS10
Bevel Self-Edge	CS11
Square Metal Edge	CS12
Acid-Etched Glass Top	CS13
Square Self-Edge	CS13
Bevel Self-Edge	CS14
Square Metal Edge	CS15
Fenix Top	CS16
Square Self-Edge	CS16
Bevel Self-Edge	CS17
Square Metal Edge	CS18
Quartz Top	CS19
Square Self-Edge	CS19
Bevel Self-Edge	CS20
Square Metal Edge	CS21

Wood Top
All Tuohy Wood1 Offerings
All Tuohy Wood2 Offerings

Square Self-Edge





Bevel Self-Edge



Square Metal Edge



Square Self-Edge



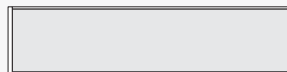
Bevel Self-Edge



Square Metal Edge



Square Self-Edge



Bevel Self-Edge



Square Metal Edge



Square Self-Edge



Bevel Self-Edge



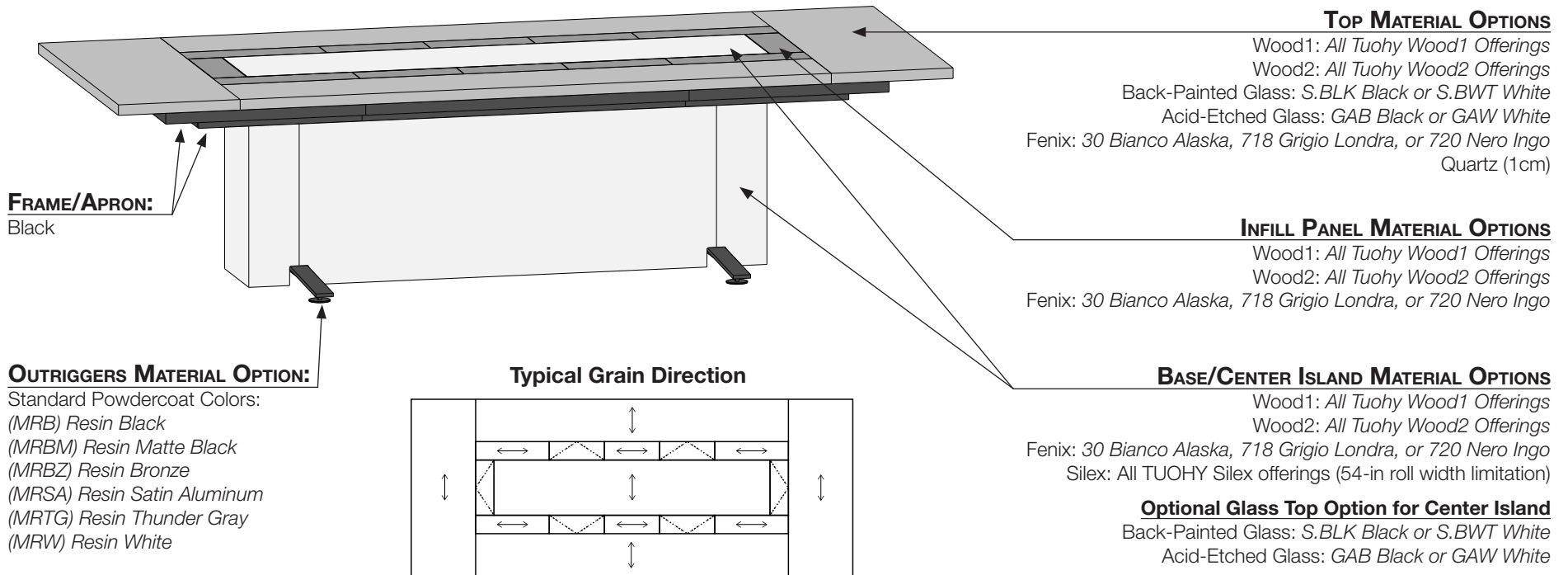
Square Metal Edge



Quartz Top, 1cm
USS1Q...
Cambria®-all standard colors*

* Quote required for
Cambria Matte™ and
Luxury Design Series

Material Guide



Material under power door will be determined based on Base/Center Island material and Infill Panel material:

Base/Center Island in Wood



Base/Center Island in Wood with Glass Option



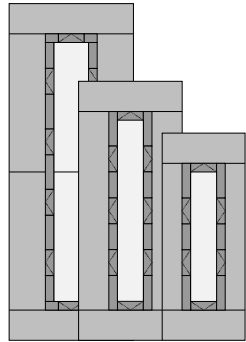
Base/Center Island in Fenix



Base/Center Island in Silex



Wood1 Top, 30h
Square Self-Edge, 1.5th



	Seats	Power Doors	Prefix/Size Codes	Base/Center Island Material / Code / List \$				Infill Panel Material / Code / List \$			*Optional Glass Top for Center Island	
				Wood 1	Wood 2	Fenix®	Silex	Wood 1	Wood 2	Fenix	BPGlass	AEGlass
			SSSW1...	...W1...	...W2...	...L...	...S...	...W1	...W2	...L	G	J
Rectangle 120w 48d	6-10	6	...12048...	31235	31704	34196	31791	+0	+18	+912	+720	+883
Rectangle 135w 48d	6-10	6	...13548...	31616	32090	35081	32204	+0	+22	+1137	+861	+1058
Rectangle 150w 48d	8-12	8	...15048...	34259	34773	38228	34879	+0	+25	+1105	+1003	+1232
Rectangle 180w 48d	10-14	10	...18048...	39150	39737	44201	39920	+0	+31	+1653	+1292	+1587
Rectangle 195w 48d	10-14	10	...19548...	39549	40142	45104	40464	+0	+34	+1636	+1434	+1761
Rectangle 210w 48d	10-14	10	...21048...	48298	49023	54358	49039	+0	+38	+1617	+1575	+1935
Rectangle 240w 48d	14-18	14	...24048...	58611	59490	65679	59382	+0	+44	+2070	+1859	+2284
Rectangle 300w 48d	18-22	18	...30048...	68576	69605	84262	69217	+0	+57	+2373	+2431	+2987
Rectangle 120w 54d	6-10	6	...12054...	31428	31899	34389	31984	+0	+18	+912	+720	+883
Rectangle 135w 54d	6-10	6	...13554...	31818	32296	35283	32407	+0	+22	+1137	+861	+1058
Rectangle 150w 54d	8-12	8	...15054...	34483	35000	38452	35104	+0	+25	+1105	+1003	+1232
Rectangle 180w 54d	10-14	10	...18054...	39420	40011	44471	40190	+0	+31	+1653	+1292	+1587
Rectangle 195w 54d	10-14	10	...19554...	39841	40438	45396	40756	+0	+34	+1636	+1434	+1761
Rectangle 210w 54d	10-14	10	...21054...	48613	49342	54672	49353	+0	+38	+1617	+1575	+1935
Rectangle 240w 54d	14-18	14	...24054...	58970	59854	66038	59741	+0	+44	+2070	+1859	+2284
Rectangle 300w 54d	18-22	18	...30054...	68991	70026	84677	69632	+0	+57	+2373	+2431	+2987
Rectangle 120w 60d	6-10	6	...12060...	31648	32123	34609	32204	+0	+18	+912	+720	+883
Rectangle 135w 60d	6-10	6	...13560...	32048	32529	35513	32637	+0	+22	+1137	+861	+1058
Rectangle 150w 60d	8-12	8	...15060...	34735	35256	38705	35356	+0	+25	+1105	+1003	+1232
Rectangle 180w 60d	10-14	10	...18060...	39717	40313	44768	40487	+0	+31	+1653	+1292	+1587
Rectangle 195w 60d	10-14	10	...19560...	40160	40763	45716	41076	+0	+34	+1636	+1434	+1761
Rectangle 210w 60d	10-14	10	...21060...	48991	49726	55051	49732	+0	+38	+1617	+1575	+1935
Rectangle 240w 60d	14-18	14	...24060...	59393	60284	66461	60164	+0	+44	+2070	+1859	+2284
Rectangle 300w 60d	18-22	18	...30060...	69489	70531	85175	70130	+0	+57	+2373	+2431	+2987
Rectangle 120w 66d	6-10	6	...12066...	32120	32602	35371	32603	+0	+22	+863	+940	+1158
Rectangle 135w 66d	6-10	6	...13566...	32553	33041	36338	33057	+0	+25	+814	+1125	+1387
Rectangle 150w 66d	8-12	8	...15066...	35191	35719	39511	35829	+0	+29	+1039	+1310	+1615
Rectangle 180w 66d	10-14	10	...18066...	40261	40865	45740	41021	+0	+37	+1520	+1688	+2080
Rectangle 195w 66d	10-14	10	...19566...	40729	41340	46742	41509	+0	+40	+1499	+1873	+2309
Rectangle 210w 66d	10-14	10	...21066...	49407	50148	55589	50138	+0	+44	+1474	+2058	+2538
Rectangle 240w 66d	14-18	14	...24066...	59911	60810	67101	60785	+0	+52	+1905	+2427	+2995
Rectangle 300w 66d	18-22	18	...30066...	70138	71190	86068	70872	+0	+67	+2141	+3175	+3917
Rectangle 120w 72d	6-10	6	...12072...	32312	32797	35563	32796	+0	+22	+863	+940	+1158
Rectangle 135w 72d	6-10	6	...13572...	32755	33246	36540	33259	+0	+25	+814	+1125	+1387
Rectangle 150w 72d	8-12	8	...15072...	35416	35947	39736	36054	+0	+29	+1039	+1310	+1615
Rectangle 180w 72d	10-14	10	...18072...	40531	41139	46010	41290	+0	+37	+1520	+1688	+2080
Rectangle 195w 72d	10-14	10	...19572...	41021	41636	47034	41801	+0	+40	+1499	+1873	+2309
Rectangle 210w 72d	10-14	10	...21072...	49721	50467	55903	50452	+0	+44	+1474	+2058	+2538
Rectangle 240w 72d	14-18	14	...24072...	60270	61174	67460	61144	+0	+52	+1905	+2427	+2995
Rectangle 300w 72d	18-22	18	...30072...	70553	71611	86483	71287	+0	+67	+2141	+3175	+3917

*For optional glass center island append code to end of product number and add list price.

> To Order:

For product numbers, join the product Prefix, Size, Base/Center Island Code, and Infill Material Codes; read across and down for price.
Ex: for 120x48 Wood1 Top with Square Self-Edge, Wood1 Base/Center Island, and Wood1 Infill Panel, Item Number is SSSW112048W1W1; List Price is \$31235

! Notes:

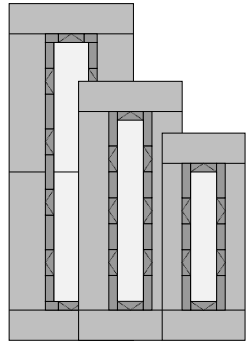
*Base runs through top to create the center island. Optional center island glass top sits on top of base to allow for a glass center island.
Each power door includes daisy chained unit with 2 Duplex and Dual USB-A; wire covers to be black.

+ Options:

Specify White, Silver, or Black for power unit color.
Specify Outriggers from standard powder coat colors, see page CS3.



Wood1 Top, 30h
Bevel Self-Edge, 1.5th



	Seats	Power Doors	Prefix/Size Codes	Base/Center Island Material / Code / List \$				Infill Panel Material / Code / List \$			*Optional Glass Top for Center Island		
				Wood 1 ...W1...	Wood 2 ...W2...	Fenix® ...L...	Silix ...S...	Wood 1 ...W1	Wood 2 ...W2	Fenix ...L	BPGlass G	AEGlass J	
Rectangle 120w 48d	6-10	6	SSBW1... ...12048...	---	---	---	---	---	---	---	---	---	---
Rectangle 135w 48d	6-10	6	...13548...	---	---	---	---	---	---	---	---	---	---
Rectangle 150w 48d	8-12	8	...15048...	---	---	---	---	---	---	---	---	---	---
Rectangle 180w 48d	10-14	10	...18048...	---	---	---	---	---	---	---	---	---	---
Rectangle 195w 48d	10-14	10	...19548...	---	---	---	---	---	---	---	---	---	---
Rectangle 210w 48d	10-14	10	...21048...	---	---	---	---	---	---	---	---	---	---
Rectangle 240w 48d	14-18	14	...24048...	---	---	---	---	---	---	---	---	---	---
Rectangle 300w 48d	18-22	18	...30048...	---	---	---	---	---	---	---	---	---	---
Rectangle 120w 54d	6-10	6	...12054...	32468	32955	35429	33024	+0	+18	+912	+720	+883	
Rectangle 135w 54d	6-10	6	...13554...	32879	33372	36344	33467	+0	+22	+1137	+861	+1058	
Rectangle 150w 54d	8-12	8	...15054...	35590	36124	39559	36211	+0	+25	+1105	+1003	+1232	
Rectangle 180w 54d	10-14	10	...18054...	40622	41231	45673	41392	+0	+31	+1653	+1292	+1587	
Rectangle 195w 54d	10-14	10	...19554...	41089	41706	46645	42005	+0	+34	+1636	+1434	+1761	
Rectangle 210w 54d	10-14	10	...21054...	50259	51013	56318	50999	+0	+38	+1617	+1575	+1935	
Rectangle 240w 54d	14-18	14	...24054...	60709	61620	67777	61480	+0	+44	+2070	+1859	+2284	
Rectangle 300w 54d	18-22	18	...30054...	68756	69787	84442	69397	+0	+57	+2373	+2431	+2987	
Rectangle 120w 60d	6-10	6	...12060...	32769	33261	35730	33325	+0	+18	+912	+720	+883	
Rectangle 135w 60d	6-10	6	...13560...	33194	33692	36659	33782	+0	+22	+1137	+861	+1058	
Rectangle 150w 60d	8-12	8	...15060...	35937	36476	39906	36557	+0	+25	+1105	+1003	+1232	
Rectangle 180w 60d	10-14	10	...18060...	41032	41648	46083	41802	+0	+31	+1653	+1292	+1587	
Rectangle 195w 60d	10-14	10	...19560...	41532	42155	47087	42447	+0	+34	+1636	+1434	+1761	
Rectangle 210w 60d	10-14	10	...21060...	50769	51531	56829	51510	+0	+38	+1617	+1575	+1935	
Rectangle 240w 60d	14-18	14	...24060...	61283	62202	68351	62054	+0	+44	+2070	+1859	+2284	
Rectangle 300w 60d	18-22	18	...30060...	69410	70451	85095	70050	+0	+57	+2373	+2431	+2987	
Rectangle 120w 66d	6-10	6	...12066...	33273	33772	36524	33756	+0	+22	+863	+940	+1158	
Rectangle 135w 66d	6-10	6	...13566...	33731	34237	37516	34235	+0	+25	+814	+1125	+1387	
Rectangle 150w 66d	8-12	8	...15066...	36427	36973	40747	37065	+0	+29	+1039	+1310	+1615	
Rectangle 180w 66d	10-14	10	...18066...	41614	42238	47093	42373	+0	+37	+1520	+1688	+2080	
Rectangle 195w 66d	10-14	10	...19566...	42139	42771	48153	42919	+0	+40	+1499	+1873	+2309	
Rectangle 210w 66d	10-14	10	...21066...	51226	51994	57407	51957	+0	+44	+1474	+2058	+2538	
Rectangle 240w 66d	14-18	14	...24066...	61845	62773	69035	62719	+0	+52	+1905	+2427	+2995	
Rectangle 300w 66d	18-22	18	...30066...	70041	71091	85971	70775	+0	+67	+2141	+3175	+3917	
Rectangle 120w 72d	6-10	6	...12072...	33546	34050	36797	34030	+0	+22	+863	+940	+1158	
Rectangle 135w 72d	6-10	6	...13572...	34018	34528	37804	34522	+0	+25	+814	+1125	+1387	
Rectangle 150w 72d	8-12	8	...15072...	36746	37297	41066	37384	+0	+29	+1039	+1310	+1615	
Rectangle 180w 72d	10-14	10	...18072...	41997	42627	47476	42756	+0	+37	+1520	+1688	+2080	
Rectangle 195w 72d	10-14	10	...19572...	42554	43192	48567	43334	+0	+40	+1499	+1873	+2309	
Rectangle 210w 72d	10-14	10	...21072...	51672	52447	57854	52403	+0	+44	+1474	+2058	+2538	
Rectangle 240w 72d	14-18	14	...24072...	62355	63290	69545	63229	+0	+52	+1905	+2427	+2995	
Rectangle 300w 72d	18-22	18	...30072...	70630	71690	86560	71364	+0	+67	+2141	+3175	+3917	

*For optional glass center island append code to end of product number and add list price.

> To Order:

For product numbers, join the product Prefix, Size, Base/Center Island Code, and Infill Material Codes; read across and down for price.

Ex: for 120x54 Wood1 Top with Square Self-Edge, Wood1 Base/Center Island, and Wood1 Infill Panel, Item Number is SSBW112054W1W1; List Price is \$32468

! Notes:

*Base runs through top to create the center island. Optional center island glass top sits on top of base to allow for a glass center island.

Each power door includes daisy chained unit with 2 Duplex and Dual USB-A; wire covers to be black.

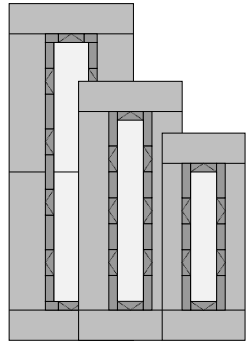
+ Options:

Specify White, Silver, or Black for power unit color.

Specify Outriggers from standard powder coat colors, see page CS3.



Wood1 Top, 30h
Square Metal Edge, 1.5th



	Seats	Power Doors	Prefix/Size Codes	Base/Center Island Material / Code / List \$				Infill Panel Material / Code / List \$			*Optional Glass Top for Center Island	
				Wood 1	Wood 2	Fenix®	Silx	Wood 1	Wood 2	Fenix	BPGlass	AEGlass
			SSMW1...	...W1...	...W2...	...L...	...S...	...W1	...W2	...L	G	J
Rectangle 120w 48d	6-10	6	...12048...	32742	33210	35703	33298	+0	+18	+912	+720	+883
Rectangle 135w 48d	6-10	6	...13548...	33123	33597	36588	33711	+0	+22	+1137	+861	+1058
Rectangle 150w 48d	8-12	8	...15048...	35765	36279	39735	36386	+0	+25	+1105	+1003	+1232
Rectangle 180w 48d	10-14	10	...18048...	41033	41620	46084	41803	+0	+31	+1653	+1292	+1587
Rectangle 195w 48d	10-14	10	...19548...	41432	42025	46987	42348	+0	+34	+1636	+1434	+1761
Rectangle 210w 48d	10-14	10	...21048...	50182	50906	56241	50922	+0	+38	+1617	+1575	+1935
Rectangle 240w 48d	14-18	14	...24048...	60871	61750	67939	61642	+0	+44	+2070	+1859	+2284
Rectangle 300w 48d	18-22	18	...30048...	71589	72618	87275	72230	+0	+57	+2373	+2431	+2987
Rectangle 120w 54d	6-10	6	...12054...	32934	33406	35895	33490	+0	+18	+912	+720	+883
Rectangle 135w 54d	6-10	6	...13554...	33325	33802	36790	33913	+0	+22	+1137	+861	+1058
Rectangle 150w 54d	8-12	8	...15054...	35990	36507	39959	36610	+0	+25	+1105	+1003	+1232
Rectangle 180w 54d	10-14	10	...18054...	41303	41894	46354	42073	+0	+31	+1653	+1292	+1587
Rectangle 195w 54d	10-14	10	...19554...	41724	42322	47279	42640	+0	+34	+1636	+1434	+1761
Rectangle 210w 54d	10-14	10	...21054...	50496	51225	56555	51237	+0	+38	+1617	+1575	+1935
Rectangle 240w 54d	14-18	14	...24054...	60853	61738	67921	61624	+0	+44	+2070	+1859	+2284
Rectangle 300w 54d	18-22	18	...30054...	72004	73039	87690	72645	+0	+57	+2373	+2431	+2987
Rectangle 120w 60d	6-10	6	...12060...	33155	33629	36116	33711	+0	+18	+912	+720	+883
Rectangle 135w 60d	6-10	6	...13560...	33555	34036	37020	34143	+0	+22	+1137	+861	+1058
Rectangle 150w 60d	8-12	8	...15060...	36242	36763	40211	36862	+0	+25	+1105	+1003	+1232
Rectangle 180w 60d	10-14	10	...18060...	41977	42573	47028	42747	+0	+31	+1653	+1292	+1587
Rectangle 195w 60d	10-14	10	...19560...	42420	43023	47976	43336	+0	+34	+1636	+1434	+1761
Rectangle 210w 60d	10-14	10	...21060...	51251	51986	57311	51992	+0	+38	+1617	+1575	+1935
Rectangle 240w 60d	14-18	14	...24060...	61653	62544	68721	62424	+0	+44	+2070	+1859	+2284
Rectangle 300w 60d	18-22	18	...30060...	73256	74298	88941	73896	+0	+57	+2373	+2431	+2987
Rectangle 120w 66d	6-10	6	...12066...	33626	34108	36877	34110	+0	+22	+863	+940	+1158
Rectangle 135w 66d	6-10	6	...13566...	34059	34548	37845	34564	+0	+25	+814	+1125	+1387
Rectangle 150w 66d	8-12	8	...15066...	36698	37226	41018	37336	+0	+29	+1039	+1310	+1615
Rectangle 180w 66d	10-14	10	...18066...	42521	43125	48000	43281	+0	+37	+1520	+1688	+2080
Rectangle 195w 66d	10-14	10	...19566...	42989	43600	49002	43769	+0	+40	+1499	+1873	+2309
Rectangle 210w 66d	10-14	10	...21066...	51667	52408	57849	52398	+0	+44	+1474	+2058	+2538
Rectangle 240w 66d	14-18	14	...24066...	62171	63070	69361	63045	+0	+52	+1905	+2427	+2995
Rectangle 300w 66d	18-22	18	...30066...	73904	74956	89834	74638	+0	+67	+2141	+3175	+3917
Rectangle 120w 72d	6-10	6	...12072...	33819	34304	37070	34303	+0	+22	+863	+940	+1158
Rectangle 135w 72d	6-10	6	...13572...	34262	34753	38047	34766	+0	+25	+814	+1125	+1387
Rectangle 150w 72d	8-12	8	...15072...	36923	37454	41243	37561	+0	+29	+1039	+1310	+1615
Rectangle 180w 72d	10-14	10	...18072...	42791	43399	48270	43550	+0	+37	+1520	+1688	+2080
Rectangle 195w 72d	10-14	10	...19572...	43281	43896	49294	44061	+0	+40	+1499	+1873	+2309
Rectangle 210w 72d	10-14	10	...21072...	51981	52727	58163	52712	+0	+44	+1474	+2058	+2538
Rectangle 240w 72d	14-18	14	...24072...	62530	63434	69720	63404	+0	+52	+1905	+2427	+2995
Rectangle 300w 72d	18-22	18	...30072...	74319	75377	90249	75053	+0	+67	+2141	+3175	+3917

*For optional glass center island append code to end of product number and add list price.

> To Order:

For product numbers, join the product Prefix, Size, Base/Center Island Code, and Infill Material Codes; read across and down for price.
Ex: for 120x48 Wood1 Top with Square Metal Edge, Wood1 Base/Center Island, and Wood1 Infill Panel, Item Number is SSMW112048W1W1; List Price is \$32742

! Notes:

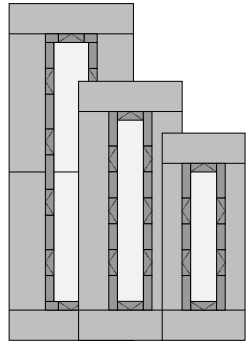
*Base runs through top to create the center island. Optional center island glass top sits on top of base to allow for a glass center island.
Each power door includes daisy chained unit with 2 Duplex and Dual USB-A; wire covers to be black.

+ Options:

Specify White, Silver, or Black for power unit color.
Specify Outriggers from standard powder coat colors, see page CS3.



Wood2 Top, 30h
Square Self-Edge, 1.5th



	Seats	Power Doors	Prefix/Size Codes	Base/Center Island Material / Code / List \$				Infill Panel Material / Code / List \$			*Optional Glass Top for Center Island	
				Wood 1	Wood 2	Fenix®	Silux	Wood 1	Wood 2	Fenix	BPGlass	AEGlass
				...W1...	...W2...	...L...	...S...	...W1	...W2	...L	G	J
Rectangle 120w 48d	6-10	6	SSSW2...	33421	33923	36590	34016	+0	+18	+912	+720	+883
Rectangle 135w 48d	6-10	6	...12048...	33829	34337	37537	34459	+0	+22	+1137	+861	+1058
Rectangle 150w 48d	8-12	8	...13548...	36657	37207	40904	37321	+0	+25	+1105	+1003	+1232
Rectangle 180w 48d	10-14	10	...15048...	41890	42519	47295	42715	+0	+31	+1653	+1292	+1587
Rectangle 195w 48d	10-14	10	...18048...	42317	42952	48261	43297	+0	+34	+1636	+1434	+1761
Rectangle 210w 48d	10-14	10	...19548...	51679	52454	58163	52472	+0	+38	+1617	+1575	+1935
Rectangle 240w 48d	14-18	14	...21048...	62714	63655	70276	63539	+0	+44	+2070	+1859	+2284
Rectangle 300w 48d	18-22	18	...24048...	73376	74477	90160	74062	+0	+57	+2373	+2431	+2987
Rectangle 120w 54d	6-10	6	...30048...	33628	34132	36796	34222	+0	+18	+912	+720	+883
Rectangle 135w 54d	6-10	6	...12054...	34046	34556	37753	34675	+0	+22	+1137	+861	+1058
Rectangle 150w 54d	8-12	8	...13554...	36897	37450	41144	37561	+0	+25	+1105	+1003	+1232
Rectangle 180w 54d	10-14	10	...15054...	42179	42812	47584	43003	+0	+31	+1653	+1292	+1587
Rectangle 195w 54d	10-14	10	...18054...	42630	43269	48574	43609	+0	+34	+1636	+1434	+1761
Rectangle 210w 54d	10-14	10	...19554...	52015	52796	58499	52808	+0	+38	+1617	+1575	+1935
Rectangle 240w 54d	14-18	14	...21054...	63098	64044	70660	63922	+0	+44	+2070	+1859	+2284
Rectangle 300w 54d	18-22	18	...24054...	73820	74928	90604	74506	+0	+57	+2373	+2431	+2987
Rectangle 120w 60d	6-10	6	...30054...	33863	34371	37031	34458	+0	+18	+912	+720	+883
Rectangle 135w 60d	6-10	6	...12060...	34292	34806	37999	34921	+0	+22	+1137	+861	+1058
Rectangle 150w 60d	8-12	8	...13560...	37167	37724	41414	37831	+0	+25	+1105	+1003	+1232
Rectangle 180w 60d	10-14	10	...15060...	42497	43135	47902	43321	+0	+31	+1653	+1292	+1587
Rectangle 195w 60d	10-14	10	...18060...	42972	43616	48916	43951	+0	+34	+1636	+1434	+1761
Rectangle 210w 60d	10-14	10	...19560...	52421	53207	58904	53213	+0	+38	+1617	+1575	+1935
Rectangle 240w 60d	14-18	14	...21060...	63550	64504	71113	64375	+0	+44	+2070	+1859	+2284
Rectangle 300w 60d	18-22	18	...24060...	74353	75468	91137	75039	+0	+57	+2373	+2431	+2987
Rectangle 120w 66d	6-10	6	...30060...	34368	34884	37847	34886	+0	+22	+863	+940	+1158
Rectangle 135w 66d	6-10	6	...12066...	34831	35354	38882	35371	+0	+25	+814	+1125	+1387
Rectangle 150w 66d	8-12	8	...13566...	37655	38220	42277	38338	+0	+29	+1039	+1310	+1615
Rectangle 180w 66d	10-14	10	...15066...	43080	43726	48942	43892	+0	+37	+1520	+1688	+2080
Rectangle 195w 66d	10-14	10	...18066...	43580	44234	50014	44415	+0	+40	+1499	+1873	+2309
Rectangle 210w 66d	10-14	10	...19566...	52866	53659	59480	53648	+0	+44	+1474	+2058	+2538
Rectangle 240w 66d	14-18	14	...21066...	64105	65067	71798	65040	+0	+52	+1905	+2427	+2995
Rectangle 300w 66d	18-22	18	...24066...	75047	76173	92092	75833	+0	+67	+2141	+3175	+3917
Rectangle 120w 72d	6-10	6	...30066...	34574	35093	38053	35092	+0	+22	+863	+940	+1158
Rectangle 135w 72d	6-10	6	...12072...	35048	35574	39098	35588	+0	+25	+814	+1125	+1387
Rectangle 150w 72d	8-12	8	...13572...	37895	38463	42517	38578	+0	+29	+1039	+1310	+1615
Rectangle 180w 72d	10-14	10	...15072...	43368	44019	49231	44181	+0	+37	+1520	+1688	+2080
Rectangle 195w 72d	10-14	10	...18072...	43892	44551	50327	44727	+0	+40	+1499	+1873	+2309
Rectangle 210w 72d	10-14	10	...19572...	53202	54000	59816	53984	+0	+44	+1474	+2058	+2538
Rectangle 240w 72d	14-18	14	...21072...	64489	65456	72182	65424	+0	+52	+1905	+2427	+2995
Rectangle 300w 72d	18-22	18	...24072...	75491	76624	92536	76277	+0	+67	+2141	+3175	+3917

*For optional glass center island append code to end of product number and add list price. 

> To Order:

For product numbers, join the product Prefix, Size, Base/Center Island Code, and Infill Material Codes; read across and down for price.

Ex: for 120x48 Wood2 Top with Square Self-Edge, Wood2 Base/Center Island, and Wood2 Infill Panel, Item Number is SSSW212048W2W2; List Price is \$33941

! Notes:

*Base runs through top to create the center island. Optional center island glass top sits on top of base to allow for a glass center island.

Each power door includes daisy chained unit with 2 Duplex and Dual USB-A; wire covers to be black.

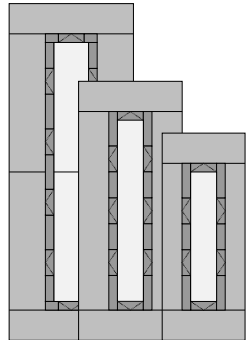
+ Options:

Specify White, Silver, or Black for power unit color.

Specify Outriggers from standard powder coat colors, see page CS3.



Wood2 Top, 30h
Bevel Self-Edge, 1.5th



	Seats	Power Doors	Prefix/Size Codes	Base/Center Island Material / Code / List \$				Infill Panel Material / Code / List \$			*Optional Glass Top for Center Island		
				Wood 1 ...W1...	Wood 2 ...W2...	Fenix® ...L...	Silix ...S...	Wood 1 ...W1	Wood 2 ...W2	Fenix ...L	BPGlass G	AEGlass J	
Rectangle 120w 48d	6-10	6	SSBW2... ...12048...	---	---	---	---	---	---	---	---	---	---
Rectangle 135w 48d	6-10	6	...13548...	---	---	---	---	---	---	---	---	---	---
Rectangle 150w 48d	8-12	8	...15048...	---	---	---	---	---	---	---	---	---	---
Rectangle 180w 48d	10-14	10	...18048...	---	---	---	---	---	---	---	---	---	---
Rectangle 195w 48d	10-14	10	...19548...	---	---	---	---	---	---	---	---	---	---
Rectangle 210w 48d	10-14	10	...21048...	---	---	---	---	---	---	---	---	---	---
Rectangle 240w 48d	14-18	14	...24048...	---	---	---	---	---	---	---	---	---	---
Rectangle 300w 48d	18-22	18	...30048...	---	---	---	---	---	---	---	---	---	---
Rectangle 120w 54d	6-10	6	...12054...	34740	35262	37909	35335	+0	+18	+912	+720	+883	
Rectangle 135w 54d	6-10	6	...13554...	35180	35708	38888	35810	+0	+22	+1137	+861	+1058	
Rectangle 150w 54d	8-12	8	...15054...	38081	38653	42329	38745	+0	+25	+1105	+1003	+1232	
Rectangle 180w 54d	10-14	10	...18054...	43465	44117	48870	44289	+0	+31	+1653	+1292	+1587	
Rectangle 195w 54d	10-14	10	...19554...	43966	44625	49910	44945	+0	+34	+1636	+1434	+1761	
Rectangle 210w 54d	10-14	10	...21054...	53777	54584	60260	54569	+0	+38	+1617	+1575	+1935	
Rectangle 240w 54d	14-18	14	...24054...	64959	65933	72522	65784	+0	+44	+2070	+1859	+2284	
Rectangle 300w 54d	18-22	18	...30054...	73569	74672	90352	74254	+0	+57	+2373	+2431	+2987	
Rectangle 120w 60d	6-10	6	...12060...	35063	35589	38231	35658	+0	+18	+912	+720	+883	
Rectangle 135w 60d	6-10	6	...13560...	35517	36050	39225	36146	+0	+22	+1137	+861	+1058	
Rectangle 150w 60d	8-12	8	...15060...	38452	39029	42699	39116	+0	+25	+1105	+1003	+1232	
Rectangle 180w 60d	10-14	10	...18060...	43904	44563	49309	44729	+0	+31	+1653	+1292	+1587	
Rectangle 195w 60d	10-14	10	...19560...	44439	45105	50383	45418	+0	+34	+1636	+1434	+1761	
Rectangle 210w 60d	10-14	10	...21060...	54323	55138	60807	55116	+0	+38	+1617	+1575	+1935	
Rectangle 240w 60d	14-18	14	...24060...	65573	66557	73136	66398	+0	+44	+2070	+1859	+2284	
Rectangle 300w 60d	18-22	18	...30060...	74268	75382	91052	74954	+0	+57	+2373	+2431	+2987	
Rectangle 120w 66d	6-10	6	...12066...	35602	36136	39081	36119	+0	+22	+863	+940	+1158	
Rectangle 135w 66d	6-10	6	...13566...	36092	36633	40142	36632	+0	+25	+814	+1125	+1387	
Rectangle 150w 66d	8-12	8	...15066...	38977	39562	43599	39660	+0	+29	+1039	+1310	+1615	
Rectangle 180w 66d	10-14	10	...18066...	44527	45195	50389	45340	+0	+37	+1520	+1688	+2080	
Rectangle 195w 66d	10-14	10	...19566...	45089	45765	51523	45924	+0	+40	+1499	+1873	+2309	
Rectangle 210w 66d	10-14	10	...21066...	54812	55634	61426	55594	+0	+44	+1474	+2058	+2538	
Rectangle 240w 66d	14-18	14	...24066...	66175	67167	73868	67110	+0	+52	+1905	+2427	+2995	
Rectangle 300w 66d	18-22	18	...30066...	74944	76068	91989	75729	+0	+67	+2141	+3175	+3917	
Rectangle 120w 72d	6-10	6	...12072...	35895	36433	39373	36412	+0	+22	+863	+940	+1158	
Rectangle 135w 72d	6-10	6	...13572...	36399	36945	40450	36939	+0	+25	+814	+1125	+1387	
Rectangle 150w 72d	8-12	8	...15072...	39318	39908	43940	40001	+0	+29	+1039	+1310	+1615	
Rectangle 180w 72d	10-14	10	...18072...	44937	45611	50799	45749	+0	+37	+1520	+1688	+2080	
Rectangle 195w 72d	10-14	10	...19572...	45533	46216	51967	46367	+0	+40	+1499	+1873	+2309	
Rectangle 210w 72d	10-14	10	...21072...	55289	56118	61903	56071	+0	+44	+1474	+2058	+2538	
Rectangle 240w 72d	14-18	14	...24072...	66720	67720	74413	67655	+0	+52	+1905	+2427	+2995	
Rectangle 300w 72d	18-22	18	...30072...	75574	76708	92619	76360	+0	+67	+2141	+3175	+3917	

*For optional glass center island append code to end of product number and add list price.

> To Order:

For product numbers, join the product Prefix, Size, Base/Center Island Code, and Infill Material Codes; read across and down for price.

Ex: for 120x54 Wood2 Top with Square Self-Edge, Wood2 Base/Center Island, and Wood2 Infill Panel, Item Number is SSBW212054W2W2; List Price is \$35280

! Notes:

*Base runs through top to create the center island. Optional center island glass top sits on top of base to allow for a glass center island.

Each power door includes daisy chained unit with 2 Duplex and Dual USB-A; wire covers to be black.

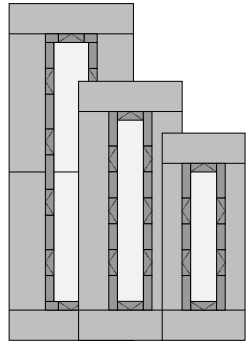
+ Options:

Specify White, Silver, or Black for power unit color.

Specify Outriggers from standard powder coat colors, see page CS3.



Wood2 Top, 30h
Square Metal Edge, 1.5th



	Seats	Power Doors	Prefix/Size Codes	Base/Center Island Material / Code / List \$				Infill Panel Material / Code / List \$			*Optional Glass Top for Center Island	
				Wood 1	Wood 2	Fenix®	Silux	Wood 1	Wood 2	Fenix	BPGlass	AEGlass
				...W1...	...W2...	...L...	...S...	...W1	...W2	...L	G	J
Rectangle 120w 48d	6-10	6	SSMW2...	35034	35535	38202	35628	+0	+18	+912	+720	+883
Rectangle 135w 48d	6-10	6	...12048...	35441	35949	39149	36071	+0	+22	+1137	+861	+1058
Rectangle 150w 48d	8-12	8	...13548...	38269	38819	42516	38933	+0	+25	+1105	+1003	+1232
Rectangle 180w 48d	10-14	10	...15048...	43906	44534	49310	44730	+0	+31	+1653	+1292	+1587
Rectangle 195w 48d	10-14	10	...18048...	44332	44967	50277	45312	+0	+34	+1636	+1434	+1761
Rectangle 210w 48d	10-14	10	...19548...	53694	54470	60178	54487	+0	+38	+1617	+1575	+1935
Rectangle 240w 48d	14-18	14	...21048...	65132	66073	72695	65957	+0	+44	+2070	+1859	+2284
Rectangle 300w 48d	18-22	18	...24048...	76601	77701	93384	77286	+0	+57	+2373	+2431	+2987
Rectangle 120w 54d	6-10	6	...30048...	35240	35744	38408	35835	+0	+18	+912	+720	+883
Rectangle 135w 54d	6-10	6	...12054...	35658	36168	39365	36287	+0	+22	+1137	+861	+1058
Rectangle 150w 54d	8-12	8	...13554...	38509	39063	42756	39173	+0	+25	+1105	+1003	+1232
Rectangle 180w 54d	10-14	10	...15054...	44194	44827	49599	45018	+0	+31	+1653	+1292	+1587
Rectangle 195w 54d	10-14	10	...18054...	44645	45284	50589	45624	+0	+34	+1636	+1434	+1761
Rectangle 210w 54d	10-14	10	...19554...	54031	54811	60514	54823	+0	+38	+1617	+1575	+1935
Rectangle 240w 54d	14-18	14	...21054...	65113	66059	72675	65938	+0	+44	+2070	+1859	+2284
Rectangle 300w 54d	18-22	18	...24054...	77045	78152	93828	77730	+0	+57	+2373	+2431	+2987
Rectangle 120w 60d	6-10	6	...30054...	35475	35983	38644	36070	+0	+18	+912	+720	+883
Rectangle 135w 60d	6-10	6	...12060...	35904	36418	39611	36533	+0	+22	+1137	+861	+1058
Rectangle 150w 60d	8-12	8	...13560...	38779	39336	43026	39443	+0	+25	+1105	+1003	+1232
Rectangle 180w 60d	10-14	10	...15060...	44915	45553	50320	45740	+0	+31	+1653	+1292	+1587
Rectangle 195w 60d	10-14	10	...18060...	45390	46034	51334	46369	+0	+34	+1636	+1434	+1761
Rectangle 210w 60d	10-14	10	...19560...	54839	55625	61322	55631	+0	+38	+1617	+1575	+1935
Rectangle 240w 60d	14-18	14	...21060...	65969	66922	73531	66793	+0	+44	+2070	+1859	+2284
Rectangle 300w 60d	18-22	18	...24060...	78383	79499	95167	79069	+0	+57	+2373	+2431	+2987
Rectangle 120w 66d	6-10	6	...30060...	35980	36496	39459	36498	+0	+22	+863	+940	+1158
Rectangle 135w 66d	6-10	6	...12066...	36443	36966	40494	36983	+0	+25	+814	+1125	+1387
Rectangle 150w 66d	8-12	8	...13566...	39267	39832	43889	39950	+0	+29	+1039	+1310	+1615
Rectangle 180w 66d	10-14	10	...15066...	45498	46144	51360	46310	+0	+37	+1520	+1688	+2080
Rectangle 195w 66d	10-14	10	...18066...	45998	46652	52432	46833	+0	+40	+1499	+1873	+2309
Rectangle 210w 66d	10-14	10	...19566...	55284	56077	61898	56066	+0	+44	+1474	+2058	+2538
Rectangle 240w 66d	14-18	14	...21066...	66523	67485	74217	67459	+0	+52	+1905	+2427	+2995
Rectangle 300w 66d	18-22	18	...24066...	79078	80203	96123	79863	+0	+67	+2141	+3175	+3917
Rectangle 120w 72d	6-10	6	...30066...	36186	36705	39665	36704	+0	+22	+863	+940	+1158
Rectangle 135w 72d	6-10	6	...12072...	36660	37186	40710	37200	+0	+25	+814	+1125	+1387
Rectangle 150w 72d	8-12	8	...13572...	39507	40076	44130	40190	+0	+29	+1039	+1310	+1615
Rectangle 180w 72d	10-14	10	...15072...	45786	46437	51649	46599	+0	+37	+1520	+1688	+2080
Rectangle 195w 72d	10-14	10	...18072...	46311	46969	52745	47145	+0	+40	+1499	+1873	+2309
Rectangle 210w 72d	10-14	10	...19572...	55620	56418	62234	56402	+0	+44	+1474	+2058	+2538
Rectangle 240w 72d	14-18	14	...21072...	66907	67874	74600	67842	+0	+52	+1905	+2427	+2995
Rectangle 300w 72d	18-22	18	...24072...	79522	80654	96567	80307	+0	+67	+2141	+3175	+3917

*For optional glass center island append code to end of product number and add list price.

> To Order:

For product numbers, join the product Prefix, Size, Base/Center Island Code, and Infill Material Codes; read across and down for price.

Ex: for 120x48 Wood2 Top with Square Metal Edge, Wood2 Base/Center Island, and Wood2 Infill Panel, Item Number is SSMW212048W2W2; List Price is \$35553

! Notes:

*Base runs through top to create the center island. Optional center island glass top sits on top of base to allow for a glass center island.

Each power door includes daisy chained unit with 2 Duplex and Dual USB-A; wire covers to be black.

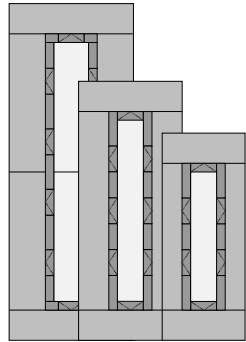
+ Options:

Specify White, Silver, or Black for power unit color.

Specify Outriggers from standard powder coat colors, see page CS3.



Back-Painted Glass Top, 30h
Square Self-Edge, 1.5th



	Seats	Power Doors	Prefix/Size Codes	Base/Center Island Material / Code / List \$				Infill Panel Material / Code / List \$			*Optional Glass Top for Center Island	
				Wood 1	Wood 2	Fenix®	Silux	Wood 1	Wood 2	Fenix	BPGlass	AEGlass
				...W1...	...W2...	...L...	...S...	...W1	...W2	...L	G	J
Rectangle 120w 48d	6-10	6	...12048...	33658	34162	36618	34213	+0	+18	+912	+720	+883
Rectangle 135w 48d	6-10	6	...13548...	34202	34715	37667	34790	+0	+22	+1137	+861	+1058
Rectangle 150w 48d	8-12	8	...15048...	37220	37779	41190	37841	+0	+25	+1105	+1003	+1232
Rectangle 180w 48d	10-14	10	...18048...	42880	43524	47931	43651	+0	+31	+1653	+1292	+1587
Rectangle 195w 48d	10-14	10	...19548...	43656	44310	49211	44571	+0	+34	+1636	+1434	+1761
Rectangle 210w 48d	10-14	10	...21048...	52342	53128	58402	53083	+0	+38	+1617	+1575	+1935
Rectangle 240w 48d	14-18	14	...24048...	63408	64359	70475	64178	+0	+44	+2070	+1859	+2284
Rectangle 300w 48d	18-22	18	...30048...	72915	74009	82004	74083	+0	+57	+2373	+2431	+2987
Rectangle 120w 54d	6-10	6	...12054...	34534	35052	37495	35090	+0	+18	+912	+720	+883
Rectangle 135w 54d	6-10	6	...13554...	35128	35655	38593	35716	+0	+22	+1137	+861	+1058
Rectangle 150w 54d	8-12	8	...15054...	38262	38836	42231	38882	+0	+25	+1105	+1003	+1232
Rectangle 180w 54d	10-14	10	...18054...	44156	44819	49207	44927	+0	+31	+1653	+1292	+1587
Rectangle 195w 54d	10-14	10	...19554...	45046	45722	50602	45962	+0	+34	+1636	+1434	+1761
Rectangle 210w 54d	10-14	10	...21054...	53848	54656	59907	54589	+0	+38	+1617	+1575	+1935
Rectangle 240w 54d	14-18	14	...24054...	65143	66120	72210	65913	+0	+44	+2070	+1859	+2284
Rectangle 300w 54d	18-22	18	...30054...	75110	76236	84199	76277	+0	+57	+2373	+2431	+2987
Rectangle 120w 60d	6-10	6	...12060...	35439	35971	38400	35995	+0	+18	+912	+720	+883
Rectangle 135w 60d	6-10	6	...13560...	36083	36624	39548	36671	+0	+22	+1137	+861	+1058
Rectangle 150w 60d	8-12	8	...15060...	39331	39921	43300	39951	+0	+25	+1105	+1003	+1232
Rectangle 180w 60d	10-14	10	...18060...	45460	46142	50511	46230	+0	+31	+1653	+1292	+1587
Rectangle 195w 60d	10-14	10	...19560...	46465	47162	52020	47380	+0	+34	+1636	+1434	+1761
Rectangle 210w 60d	10-14	10	...21060...	55418	56249	61477	56159	+0	+38	+1617	+1575	+1935
Rectangle 240w 60d	14-18	14	...24060...	66942	67946	74010	67713	+0	+44	+2070	+1859	+2284
Rectangle 300w 60d	18-22	18	...30060...	77369	78529	86458	78536	+0	+57	+2373	+2431	+2987
Rectangle 120w 66d	6-10	6	...12066...	36111	36653	39362	36594	+0	+22	+863	+940	+1158
Rectangle 135w 66d	6-10	6	...13566...	36794	37346	40579	37298	+0	+25	+814	+1125	+1387
Rectangle 150w 66d	8-12	8	...15066...	40009	40609	44329	40647	+0	+29	+1039	+1310	+1615
Rectangle 180w 66d	10-14	10	...18066...	46258	46952	51737	47018	+0	+37	+1520	+1688	+2080
Rectangle 195w 66d	10-14	10	...19566...	47302	48012	53316	48083	+0	+40	+1499	+1873	+2309
Rectangle 210w 66d	10-14	10	...21066...	56118	56960	62300	56849	+0	+44	+1474	+2058	+2538
Rectangle 240w 66d	14-18	14	...24066...	67776	68793	74966	68650	+0	+52	+1905	+2427	+2995
Rectangle 300w 66d	18-22	18	...30066...	78335	79510	87546	79605	+0	+67	+2141	+3175	+3917
Rectangle 120w 72d	6-10	6	...12072...	36988	37543	40239	37471	+0	+22	+863	+940	+1158
Rectangle 135w 72d	6-10	6	...13572...	37720	38286	41506	38225	+0	+25	+814	+1125	+1387
Rectangle 150w 72d	8-12	8	...15072...	41051	41666	45371	41689	+0	+29	+1039	+1310	+1615
Rectangle 180w 72d	10-14	10	...18072...	47534	48247	53013	48294	+0	+37	+1520	+1688	+2080
Rectangle 195w 72d	10-14	10	...19572...	48693	49424	54706	49473	+0	+40	+1499	+1873	+2309
Rectangle 210w 72d	10-14	10	...21072...	57624	58488	63806	58355	+0	+44	+1474	+2058	+2538
Rectangle 240w 72d	14-18	14	...24072...	69511	70554	76701	70385	+0	+52	+1905	+2427	+2995
Rectangle 300w 72d	18-22	18	...30072...	80529	81737	89741	81800	+0	+67	+2141	+3175	+3917

*For optional glass center island append code to end of product number and add list price.

> To Order:

For product numbers, join the product Prefix, Size, Base/Center Island Code, and Infill Material Codes; read across and down for price.
Ex: for 120x48 Back-Painted Glass Top with Square Self-Edge, Wood1 Base/Center Island, and Wood1 Infill Panel, Item Number is SSSG12048W1W1; List Price is \$33658

! Notes:

*Base runs through top to create the center island. Optional center island glass top sits on top of base to allow for a glass center island.
Each power door includes daisy chained unit with 2 Duplex and Dual USB-A; wire covers to be black.

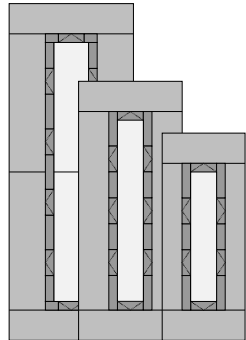
+ Options:

Specify White, Silver, or Black for power unit color.
Specify Outriggers from standard powder coat colors, see page CS3.



Back-Painted Glass Top, 30h

Bevel Self-Edge, 1.5th



	Seats	Power Doors	Prefix/Size Codes	Base/Center Island Material / Code / List \$				Infill Panel Material / Code / List \$			*Optional Glass Top for Center Island		
				Wood 1 ...W1...	Wood 2 ...W2...	Fenix® ...L...	Silix ...S...	Wood 1 ...W1	Wood 2 ...W2	Fenix ...L	BPGlass G	AEGlass J	
Rectangle 120w 48d	6-10	6	...12048...	—	—	—	—	—	—	—	—	—	—
Rectangle 135w 48d	6-10	6	...13548...	—	—	—	—	—	—	—	—	—	—
Rectangle 150w 48d	8-12	8	...15048...	—	—	—	—	—	—	—	—	—	—
Rectangle 180w 48d	10-14	10	...18048...	—	—	—	—	—	—	—	—	—	—
Rectangle 195w 48d	10-14	10	...19548...	—	—	—	—	—	—	—	—	—	—
Rectangle 210w 48d	10-14	10	...21048...	—	—	—	—	—	—	—	—	—	—
Rectangle 240w 48d	14-18	14	...24048...	—	—	—	—	—	—	—	—	—	—
Rectangle 300w 48d	18-22	18	...30048...	—	—	—	—	—	—	—	—	—	—
Rectangle 120w 54d	6-10	6	...12054...	35458	35990	38419	36014	+0	+18	+912	+720	+883	
Rectangle 135w 54d	6-10	6	...13554...	36067	36608	39532	36655	+0	+22	+1137	+861	+1058	
Rectangle 150w 54d	8-12	8	...15054...	39237	39825	43206	39857	+0	+25	+1105	+1003	+1232	
Rectangle 180w 54d	10-14	10	...18054...	45204	45882	50255	45974	+0	+31	+1653	+1292	+1587	
Rectangle 195w 54d	10-14	10	...19554...	46129	46821	51685	47045	+0	+34	+1636	+1434	+1761	
Rectangle 210w 54d	10-14	10	...21054...	55318	56147	61377	56058	+0	+38	+1617	+1575	+1935	
Rectangle 240w 54d	14-18	14	...24054...	66684	67684	73752	67455	+0	+44	+2070	+1859	+2284	
Rectangle 300w 54d	18-22	18	...30054...	76741	77892	85830	77909	+0	+57	+2373	+2431	+2987	
Rectangle 120w 60d	6-10	6	...12060...	36425	36971	39385	36980	+0	+18	+912	+720	+883	
Rectangle 135w 60d	6-10	6	...13560...	37087	37643	40552	37675	+0	+22	+1137	+861	+1058	
Rectangle 150w 60d	8-12	8	...15060...	40378	40983	44347	40998	+0	+25	+1105	+1003	+1232	
Rectangle 180w 60d	10-14	10	...18060...	46594	47293	51645	47364	+0	+31	+1653	+1292	+1587	
Rectangle 195w 60d	10-14	10	...19560...	47642	48356	53197	48557	+0	+34	+1636	+1434	+1761	
Rectangle 210w 60d	10-14	10	...21060...	56989	57844	63048	57729	+0	+38	+1617	+1575	+1935	
Rectangle 240w 60d	14-18	14	...24060...	68599	69628	75666	69369	+0	+44	+2070	+1859	+2284	
Rectangle 300w 60d	18-22	18	...30060...	79134	80321	88223	80301	+0	+57	+2373	+2431	+2987	
Rectangle 120w 66d	6-10	6	...12066...	37121	37678	40372	37604	+0	+22	+863	+940	+1158	
Rectangle 135w 66d	6-10	6	...13566...	37823	38390	41608	38327	+0	+25	+814	+1125	+1387	
Rectangle 150w 66d	8-12	8	...15066...	41082	41698	45402	41720	+0	+29	+1039	+1310	+1615	
Rectangle 180w 66d	10-14	10	...18066...	47421	48132	52900	48180	+0	+37	+1520	+1688	+2080	
Rectangle 195w 66d	10-14	10	...19566...	48509	49237	54522	49289	+0	+40	+1499	+1873	+2309	
Rectangle 210w 66d	10-14	10	...21066...	57720	58586	63902	58451	+0	+44	+1474	+2058	+2538	
Rectangle 240w 66d	14-18	14	...24066...	69466	70508	76656	70340	+0	+52	+1905	+2427	+2995	
Rectangle 300w 66d	18-22	18	...30066...	80136	81338	89348	81407	+0	+67	+2141	+3175	+3917	
Rectangle 120w 72d	6-10	6	...12072...	38060	38631	41311	38543	+0	+22	+863	+940	+1158	
Rectangle 135w 72d	6-10	6	...13572...	38815	39397	42600	39319	+0	+25	+814	+1125	+1387	
Rectangle 150w 72d	8-12	8	...15072...	42196	42829	46516	42834	+0	+29	+1039	+1310	+1615	
Rectangle 180w 72d	10-14	10	...18072...	48784	49515	54262	49543	+0	+37	+1520	+1688	+2080	
Rectangle 195w 72d	10-14	10	...19572...	49994	50744	56007	50774	+0	+40	+1499	+1873	+2309	
Rectangle 210w 72d	10-14	10	...21072...	59327	60217	65508	60058	+0	+44	+1474	+2058	+2538	
Rectangle 240w 72d	14-18	14	...24072...	71316	72386	78506	72190	+0	+52	+1905	+2427	+2995	
Rectangle 300w 72d	18-22	18	...30072...	82464	83701	91675	83735	+0	+67	+2141	+3175	+3917	

*For optional glass center island append code to end of product number and add list price.

> To Order:

For product numbers, join the product Prefix, Size, Base/Center Island Code, and Infill Material Codes; read across and down for price.

Ex: for 120x54 Back-Painted Glass Top with Bevel Self-Edge, Wood1 Base/Center Island, and Wood1 Infill Panel, Item Number is SSBG12054W1W1; List Price is \$35458

! Notes:

*Base runs through top to create the center island. Optional center island glass top sits on top of base to allow for a glass center island.

Each power door includes daisy chained unit with 2 Duplex and Dual USB-A; wire covers to be black.

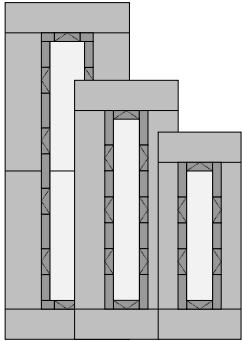
+ Options:

Specify White, Silver, or Black for power unit color.

Specify Outriggers from standard powder coat colors, see page CS3.



**Back-Painted Glass Top,
30h**
Square Metal Edge, 1.5th



	Seats	Power Doors	Prefix/Size Codes	Base/Center Island Material / Code / List \$				Infill Panel Material / Code / List \$			*Optional Glass Top for Center Island	
				Wood 1 ...W1...	Wood 2 ...W2...	Fenix® ...L...	Silux ...S...	Wood 1 ...W1	Wood 2 ...W2	Fenix ...L	BPGlass G	AEGlass J
Rectangle 120w 48d	6-10	6	...12048...	35164	35669	38125	35720	+0	+18	+912	+720	+883
Rectangle 135w 48d	6-10	6	...13548...	35708	36221	39173	36296	+0	+22	+1137	+861	+1058
Rectangle 150w 48d	8-12	8	...15048...	38727	39285	42696	39347	+0	+25	+1105	+1003	+1232
Rectangle 180w 48d	10-14	10	...18048...	44764	45407	49815	45534	+0	+31	+1653	+1292	+1587
Rectangle 195w 48d	10-14	10	...19548...	45539	46194	51094	46454	+0	+34	+1636	+1434	+1761
Rectangle 210w 48d	10-14	10	...21048...	54226	55011	60285	54966	+0	+38	+1617	+1575	+1935
Rectangle 240w 48d	14-18	14	...24048...	65668	66619	72735	66438	+0	+44	+2070	+1859	+2284
Rectangle 300w 48d	18-22	18	...30048...	75928	77022	85018	77096	+0	+57	+2373	+2431	+2987
Rectangle 120w 54d	6-10	6	...12054...	36041	36559	39002	36597	+0	+18	+912	+720	+883
Rectangle 135w 54d	6-10	6	...13554...	36635	37162	40100	37223	+0	+22	+1137	+861	+1058
Rectangle 150w 54d	8-12	8	...15054...	39768	40342	43738	40389	+0	+25	+1105	+1003	+1232
Rectangle 180w 54d	10-14	10	...18054...	46040	46702	51091	46810	+0	+31	+1653	+1292	+1587
Rectangle 195w 54d	10-14	10	...19554...	46930	47605	52485	47845	+0	+34	+1636	+1434	+1761
Rectangle 210w 54d	10-14	10	...21054...	55731	56539	61791	56472	+0	+38	+1617	+1575	+1935
Rectangle 240w 54d	14-18	14	...24054...	67026	68003	74094	67797	+0	+44	+2070	+1859	+2284
Rectangle 300w 54d	18-22	18	...30054...	78123	79250	87212	79290	+0	+57	+2373	+2431	+2987
Rectangle 120w 60d	6-10	6	...12060...	36946	37477	39907	37502	+0	+18	+912	+720	+883
Rectangle 135w 60d	6-10	6	...13560...	37589	38131	41054	38177	+0	+22	+1137	+861	+1058
Rectangle 150w 60d	8-12	8	...15060...	40838	41428	44807	41458	+0	+25	+1105	+1003	+1232
Rectangle 180w 60d	10-14	10	...18060...	47720	48402	52771	48490	+0	+31	+1653	+1292	+1587
Rectangle 195w 60d	10-14	10	...19560...	48725	49422	54280	49640	+0	+34	+1636	+1434	+1761
Rectangle 210w 60d	10-14	10	...21060...	57678	58509	63737	58419	+0	+38	+1617	+1575	+1935
Rectangle 240w 60d	14-18	14	...24060...	69202	70206	76270	69973	+0	+44	+2070	+1859	+2284
Rectangle 300w 60d	18-22	18	...30060...	81135	82296	90224	82303	+0	+57	+2373	+2431	+2987
Rectangle 120w 66d	6-10	6	...12066...	37618	38159	40869	38101	+0	+22	+863	+940	+1158
Rectangle 135w 66d	6-10	6	...13566...	38300	38852	42086	38805	+0	+25	+814	+1125	+1387
Rectangle 150w 66d	8-12	8	...15066...	41516	42116	45836	42154	+0	+29	+1039	+1310	+1615
Rectangle 180w 66d	10-14	10	...18066...	48518	49212	53997	49277	+0	+37	+1520	+1688	+2080
Rectangle 195w 66d	10-14	10	...19566...	49562	50272	55576	50343	+0	+40	+1499	+1873	+2309
Rectangle 210w 66d	10-14	10	...21066...	58378	59220	64560	59109	+0	+44	+1474	+2058	+2538
Rectangle 240w 66d	14-18	14	...24066...	70036	71053	77226	70910	+0	+52	+1905	+2427	+2995
Rectangle 300w 66d	18-22	18	...30066...	82101	83276	91313	83372	+0	+67	+2141	+3175	+3917
Rectangle 120w 72d	6-10	6	...12072...	38495	39049	41745	38978	+0	+22	+863	+940	+1158
Rectangle 135w 72d	6-10	6	...13572...	39227	39793	43013	39731	+0	+25	+814	+1125	+1387
Rectangle 150w 72d	8-12	8	...15072...	42557	43173	46877	43195	+0	+29	+1039	+1310	+1615
Rectangle 180w 72d	10-14	10	...18072...	49794	50507	55273	50553	+0	+37	+1520	+1688	+2080
Rectangle 195w 72d	10-14	10	...19572...	50953	51684	56966	51733	+0	+40	+1499	+1873	+2309
Rectangle 210w 72d	10-14	10	...21072...	59884	60748	66065	60615	+0	+44	+1474	+2058	+2538
Rectangle 240w 72d	14-18	14	...24072...	71771	72814	78961	72645	+0	+52	+1905	+2427	+2995
Rectangle 300w 72d	18-22	18	...30072...	84296	85504	93507	85567	+0	+67	+2141	+3175	+3917

*For optional glass center island append code to end of product number and add list price.

> To Order:


For product numbers, join the product Prefix, Size, Base/Center Island Code, and Infill Material Codes; read across and down for price.
Ex: for 120x48 Back-Painted Glass Top with Metal Edge, Wood1 Base/Center Island, and Wood1 Infill Panel, Item Number is SSMG12048W1W1; List Price is \$35164

! Notes:

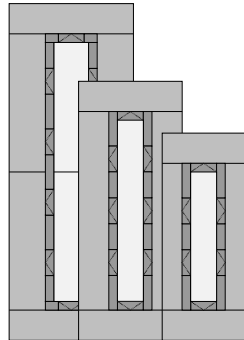
*Base runs through top to create the center island. Optional center island glass top sits on top of base to allow for a glass center island.
Each power door includes daisy chained unit with 2 Duplex and Dual USB-A; wire covers to be black.

+ Options:

Specify White, Silver, or Black for power unit color.
Specify Outriggers from standard powder coat colors, see page CS3.



Acid-Etched Glass Top, 30h
Square Self-Edge, 1.5th



	Seats	Power Doors	Prefix/Size Codes	Base/Center Island Material / Code / List \$				Infill Panel Material / Code / List \$			*Optional Glass Top for Center Island	
				Wood 1	Wood 2	Fenix®	Silux	Wood 1	Wood 2	Fenix	BPGlass	AEGlass
				...W1...	...W2...	...L...	...S...	...W1	...W2	...L	G	J
Rectangle 120w 48d	6-10	6	...12048...	34527	35045	37488	35083	+0	+18	+912	+720	+883
Rectangle 135w 48d	6-10	6	...13548...	35115	35642	38580	35703	+0	+22	+1137	+861	+1058
Rectangle 150w 48d	8-12	8	...15048...	38234	38808	42203	38854	+0	+25	+1105	+1003	+1232
Rectangle 180w 48d	10-14	10	...18048...	44095	44756	49146	44865	+0	+31	+1653	+1292	+1587
Rectangle 195w 48d	10-14	10	...19548...	44970	45645	50526	45886	+0	+34	+1636	+1434	+1761
Rectangle 210w 48d	10-14	10	...21048...	53758	54564	59817	54498	+0	+38	+1617	+1575	+1935
Rectangle 240w 48d	14-18	14	...24048...	65023	65999	72091	65794	+0	+44	+2070	+1859	+2284
Rectangle 300w 48d	18-22	18	...30048...	74939	76063	84028	76107	+0	+57	+2373	+2431	+2987
Rectangle 120w 54d	6-10	6	...12054...	35598	36132	38559	36154	+0	+18	+912	+720	+883
Rectangle 135w 54d	6-10	6	...13554...	36247	36790	39712	36835	+0	+22	+1137	+861	+1058
Rectangle 150w 54d	8-12	8	...15054...	39507	40099	43476	40127	+0	+25	+1105	+1003	+1232
Rectangle 180w 54d	10-14	10	...18054...	45654	46339	50705	46425	+0	+31	+1653	+1292	+1587
Rectangle 195w 54d	10-14	10	...19554...	46671	47371	52226	47586	+0	+34	+1636	+1434	+1761
Rectangle 210w 54d	10-14	10	...21054...	55599	56433	61658	56340	+0	+38	+1617	+1575	+1935
Rectangle 240w 54d	14-18	14	...24054...	67147	68154	74215	67918	+0	+44	+2070	+1859	+2284
Rectangle 300w 54d	18-22	18	...30054...	77628	78793	86718	78796	+0	+57	+2373	+2431	+2987
Rectangle 120w 60d	6-10	6	...12060...	36696	37247	39657	37252	+0	+18	+912	+720	+883
Rectangle 135w 60d	6-10	6	...13560...	37406	37967	40871	37994	+0	+22	+1137	+861	+1058
Rectangle 150w 60d	8-12	8	...15060...	40807	41419	44776	41427	+0	+25	+1105	+1003	+1232
Rectangle 180w 60d	10-14	10	...18060...	47242	47950	52293	48012	+0	+31	+1653	+1292	+1587
Rectangle 195w 60d	10-14	10	...19560...	48399	49125	53954	49314	+0	+34	+1636	+1434	+1761
Rectangle 210w 60d	10-14	10	...21060...	57505	58368	63565	58246	+0	+38	+1617	+1575	+1935
Rectangle 240w 60d	14-18	14	...24060...	69335	70375	76402	70105	+0	+44	+2070	+1859	+2284
Rectangle 300w 60d	18-22	18	...30060...	80382	81588	89471	81550	+0	+57	+2373	+2431	+2987
Rectangle 120w 66d	6-10	6	...12066...	37426	37987	40677	37909	+0	+22	+863	+940	+1158
Rectangle 135w 66d	6-10	6	...13566...	38177	38750	41962	38681	+0	+25	+814	+1125	+1387
Rectangle 150w 66d	8-12	8	...15066...	41549	42172	45869	42187	+0	+29	+1039	+1310	+1615
Rectangle 180w 66d	10-14	10	...18066...	48113	48834	53591	48872	+0	+37	+1520	+1688	+2080
Rectangle 195w 66d	10-14	10	...19566...	49314	50054	55327	50094	+0	+40	+1499	+1873	+2309
Rectangle 210w 66d	10-14	10	...21066...	58287	59161	64468	59018	+0	+44	+1474	+2058	+2538
Rectangle 240w 66d	14-18	14	...24066...	70259	71313	77449	71133	+0	+52	+1905	+2427	+2995
Rectangle 300w 66d	18-22	18	...30066...	81456	82678	90668	82727	+0	+67	+2141	+3175	+3917
Rectangle 120w 72d	6-10	6	...12072...	38497	39074	41748	38980	+0	+22	+863	+940	+1158
Rectangle 135w 72d	6-10	6	...13572...	39309	39898	43094	39813	+0	+25	+814	+1125	+1387
Rectangle 150w 72d	8-12	8	...15072...	42822	43464	47142	43460	+0	+29	+1039	+1310	+1615
Rectangle 180w 72d	10-14	10	...18072...	49672	50417	55151	50431	+0	+37	+1520	+1688	+2080
Rectangle 195w 72d	10-14	10	...19572...	51014	51780	57028	51795	+0	+40	+1499	+1873	+2309
Rectangle 210w 72d	10-14	10	...21072...	60128	61030	66310	60859	+0	+44	+1474	+2058	+2538
Rectangle 240w 72d	14-18	14	...24072...	72382	73468	79572	73256	+0	+52	+1905	+2427	+2995
Rectangle 300w 72d	18-22	18	...30072...	84145	85408	93357	85416	+0	+67	+2141	+3175	+3917

*For optional glass center island append code to end of product number and add list price.

> To Order:

For product numbers, join the product Prefix, Size, Base/Center Island Code, and Infill Material Codes; read across and down for price.

Ex: for 120x48 Acid-Etched Glass Top with Square Self-Edge, Wood1 Base/Center Island, and Wood1 Infill Panel, Item Number is SSSJ12048W1W1; List Price is \$34527

! Notes:

*Base runs through top to create the center island. Optional center island glass top sits on top of base to allow for a glass center island.

Each power door includes daisy chained unit with 2 Duplex and Dual USB-A; wire covers to be black.

+ Options:

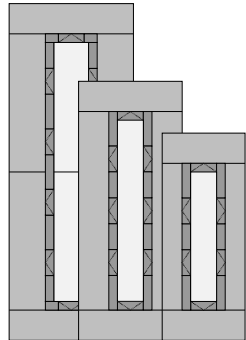
Specify White, Silver, or Black for power unit color.

Specify Outriggers from standard powder coat colors, see page CS3.



Acid-Etched Glass Top, 30h

Bevel Self-Edge, 1.5th



	Seats	Power Doors	Prefix/Size Codes	Base/Center Island Material / Code / List \$				Infill Panel Material / Code / List \$			*Optional Glass Top for Center Island		
				Wood 1	Wood 2	Fenix®	Silix	Wood 1	Wood 2	Fenix	BPGlass	AEGlass	
				...W1...	...W2...	...L...	...S...	...W1	...W2	...L	G	J	
Rectangle 120w 48d	6-10	6	...12048...	—	—	—	—	—	—	—	—	—	—
Rectangle 135w 48d	6-10	6	...13548...	—	—	—	—	—	—	—	—	—	—
Rectangle 150w 48d	8-12	8	...15048...	—	—	—	—	—	—	—	—	—	—
Rectangle 180w 48d	10-14	10	...18048...	—	—	—	—	—	—	—	—	—	—
Rectangle 195w 48d	10-14	10	...19548...	—	—	—	—	—	—	—	—	—	—
Rectangle 210w 48d	10-14	10	...21048...	—	—	—	—	—	—	—	—	—	—
Rectangle 240w 48d	14-18	14	...24048...	—	—	—	—	—	—	—	—	—	—
Rectangle 300w 48d	18-22	18	...30048...	—	—	—	—	—	—	—	—	—	—
Rectangle 120w 54d	6-10	6	...12054...	36522	37069	39482	37078	+0	+18	+912	+720	+883	
Rectangle 135w 54d	6-10	6	...13554...	37186	37743	40651	37774	+0	+22	+1137	+861	+1058	
Rectangle 150w 54d	8-12	8	...15054...	40481	41089	44451	41102	+0	+25	+1105	+1003	+1232	
Rectangle 180w 54d	10-14	10	...18054...	46702	47402	51753	47472	+0	+31	+1653	+1292	+1587	
Rectangle 195w 54d	10-14	10	...19554...	47754	48470	53309	48669	+0	+34	+1636	+1434	+1761	
Rectangle 210w 54d	10-14	10	...21054...	57069	57925	63128	57809	+0	+38	+1617	+1575	+1935	
Rectangle 240w 54d	14-18	14	...24054...	68688	69718	75756	69459	+0	+44	+2070	+1859	+2284	
Rectangle 300w 54d	18-22	18	...30054...	79260	80449	88349	80427	+0	+57	+2373	+2431	+2987	
Rectangle 120w 60d	6-10	6	...12060...	37682	38247	40643	38238	+0	+18	+912	+720	+883	
Rectangle 135w 60d	6-10	6	...13560...	38410	38986	41875	38998	+0	+22	+1137	+861	+1058	
Rectangle 150w 60d	8-12	8	...15060...	41854	42482	45823	42474	+0	+25	+1105	+1003	+1232	
Rectangle 180w 60d	10-14	10	...18060...	48376	49101	53427	49146	+0	+31	+1653	+1292	+1587	
Rectangle 195w 60d	10-14	10	...19560...	49576	50320	55131	50491	+0	+34	+1636	+1434	+1761	
Rectangle 210w 60d	10-14	10	...21060...	59076	59962	65135	59816	+0	+38	+1617	+1575	+1935	
Rectangle 240w 60d	14-18	14	...24060...	70991	72056	78059	71762	+0	+44	+2070	+1859	+2284	
Rectangle 300w 60d	18-22	18	...30060...	82147	83379	91236	83315	+0	+57	+2373	+2431	+2987	
Rectangle 120w 66d	6-10	6	...12066...	38436	39013	41687	38920	+0	+22	+863	+940	+1158	
Rectangle 135w 66d	6-10	6	...13566...	39206	39794	42991	39710	+0	+25	+814	+1125	+1387	
Rectangle 150w 66d	8-12	8	...15066...	42622	43262	46942	43261	+0	+29	+1039	+1310	+1615	
Rectangle 180w 66d	10-14	10	...18066...	49275	50014	54754	50035	+0	+37	+1520	+1688	+2080	
Rectangle 195w 66d	10-14	10	...19566...	50521	51278	56534	51301	+0	+40	+1499	+1873	+2309	
Rectangle 210w 66d	10-14	10	...21066...	59889	60787	66070	60620	+0	+44	+1474	+2058	+2538	
Rectangle 240w 66d	14-18	14	...24066...	71949	73028	79139	72823	+0	+52	+1905	+2427	+2995	
Rectangle 300w 66d	18-22	18	...30066...	83258	84506	92469	84528	+0	+67	+2141	+3175	+3917	
Rectangle 120w 72d	6-10	6	...12072...	39569	40162	42820	40052	+0	+22	+863	+940	+1158	
Rectangle 135w 72d	6-10	6	...13572...	40403	41009	44188	40907	+0	+25	+814	+1125	+1387	
Rectangle 150w 72d	8-12	8	...15072...	43967	44627	48287	44605	+0	+29	+1039	+1310	+1615	
Rectangle 180w 72d	10-14	10	...18072...	50921	51685	56400	51681	+0	+37	+1520	+1688	+2080	
Rectangle 195w 72d	10-14	10	...19572...	52315	53100	58328	53095	+0	+40	+1499	+1873	+2309	
Rectangle 210w 72d	10-14	10	...21072...	61831	62759	68013	62562	+0	+44	+1474	+2058	+2538	
Rectangle 240w 72d	14-18	14	...24072...	74187	75300	81377	75061	+0	+52	+1905	+2427	+2995	
Rectangle 300w 72d	18-22	18	...30072...	86080	87371	95292	87351	+0	+67	+2141	+3175	+3917	

*For optional glass center island append code to end of product number and add list price.

> To Order:

For product numbers, join the product Prefix, Size, Base/Center Island Code, and Infill Material Codes; read across and down for price.

Ex: for 120x54 Acid-Etched Glass Top with Bevel Self-Edge, Wood1 Base/Center Island, and Wood1 Infill Panel, Item Number is SSBJ12054W1W1; List Price is \$36522

! Notes:

*Base runs through top to create the center island. Optional center island glass top sits on top of base to allow for a glass center island.

Each power door includes daisy chained unit with 2 Duplex and Dual USB-A; wire covers to be black.

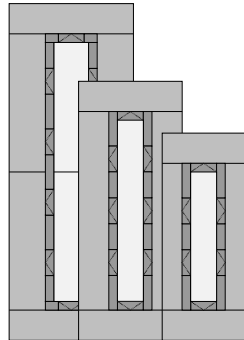
+ Options:

Specify White, Silver, or Black for power unit color.

Specify Outriggers from standard powder coat colors, see page CS3.



Acid-Etched Glass Top, 30h
Square Metal Edge, 1.5th



	Seats	Power Doors	Prefix/Size Codes	Base/Center Island Material / Code / List \$				Infill Panel Material / Code / List \$			*Optional Glass Top for Center Island	
				Wood 1	Wood 2	Fenix®	Silux	Wood 1	Wood 2	Fenix	BPGlass	AEGlass
				...W1...	...W2...	...L...	...S...	...W1	...W2	...L	G	J
Rectangle 120w 48d	6-10	6	...12048...	36034	36552	38995	36590	+0	+18	+912	+720	+883
Rectangle 135w 48d	6-10	6	...13548...	36622	37148	40087	37210	+0	+22	+1137	+861	+1058
Rectangle 150w 48d	8-12	8	...15048...	39741	40314	43710	40361	+0	+25	+1105	+1003	+1232
Rectangle 180w 48d	10-14	10	...18048...	45978	46640	51029	46748	+0	+31	+1653	+1292	+1587
Rectangle 195w 48d	10-14	10	...19548...	46854	47528	52409	47769	+0	+34	+1636	+1434	+1761
Rectangle 210w 48d	10-14	10	...21048...	55641	56447	61700	56382	+0	+38	+1617	+1575	+1935
Rectangle 240w 48d	14-18	14	...24048...	67283	68259	74351	68054	+0	+44	+2070	+1859	+2284
Rectangle 300w 48d	18-22	18	...30048...	77952	79076	87042	79120	+0	+57	+2373	+2431	+2987
Rectangle 120w 54d	6-10	6	...12054...	37105	37639	40066	37661	+0	+18	+912	+720	+883
Rectangle 135w 54d	6-10	6	...13554...	37753	38297	41218	38342	+0	+22	+1137	+861	+1058
Rectangle 150w 54d	8-12	8	...15054...	41013	41606	44983	41634	+0	+25	+1105	+1003	+1232
Rectangle 180w 54d	10-14	10	...18054...	47538	48223	52589	48308	+0	+31	+1653	+1292	+1587
Rectangle 195w 54d	10-14	10	...19554...	48554	49254	54109	49470	+0	+34	+1636	+1434	+1761
Rectangle 210w 54d	10-14	10	...21054...	57482	58316	63542	58223	+0	+38	+1617	+1575	+1935
Rectangle 240w 54d	14-18	14	...24054...	69030	70037	76098	69801	+0	+44	+2070	+1859	+2284
Rectangle 300w 54d	18-22	18	...30054...	80642	81806	89731	81809	+0	+57	+2373	+2431	+2987
Rectangle 120w 60d	6-10	6	...12060...	38203	38753	41164	38759	+0	+18	+912	+720	+883
Rectangle 135w 60d	6-10	6	...13560...	38913	39474	42378	39501	+0	+22	+1137	+861	+1058
Rectangle 150w 60d	8-12	8	...15060...	42314	42926	46283	42934	+0	+25	+1105	+1003	+1232
Rectangle 180w 60d	10-14	10	...18060...	49502	50210	54553	50272	+0	+31	+1653	+1292	+1587
Rectangle 195w 60d	10-14	10	...19560...	50659	51385	56214	51574	+0	+34	+1636	+1434	+1761
Rectangle 210w 60d	10-14	10	...21060...	59765	60628	65824	60506	+0	+38	+1617	+1575	+1935
Rectangle 240w 60d	14-18	14	...24060...	71595	72635	78662	72365	+0	+44	+2070	+1859	+2284
Rectangle 300w 60d	18-22	18	...30060...	84149	85355	93238	85316	+0	+57	+2373	+2431	+2987
Rectangle 120w 66d	6-10	6	...12066...	38933	39494	42184	39416	+0	+22	+863	+940	+1158
Rectangle 135w 66d	6-10	6	...13566...	39684	40256	43469	40188	+0	+25	+814	+1125	+1387
Rectangle 150w 66d	8-12	8	...15066...	43056	43679	47376	43694	+0	+29	+1039	+1310	+1615
Rectangle 180w 66d	10-14	10	...18066...	50372	51094	55851	51132	+0	+37	+1520	+1688	+2080
Rectangle 195w 66d	10-14	10	...19566...	51574	52314	57587	52354	+0	+40	+1499	+1873	+2309
Rectangle 210w 66d	10-14	10	...21066...	60547	61421	66728	61278	+0	+44	+1474	+2058	+2538
Rectangle 240w 66d	14-18	14	...24066...	72519	73573	79709	73393	+0	+52	+1905	+2427	+2995
Rectangle 300w 66d	18-22	18	...30066...	85223	86445	94434	86493	+0	+67	+2141	+3175	+3917
Rectangle 120w 72d	6-10	6	...12072...	40003	40581	43254	40487	+0	+22	+863	+940	+1158
Rectangle 135w 72d	6-10	6	...13572...	40815	41405	44601	41320	+0	+25	+814	+1125	+1387
Rectangle 150w 72d	8-12	8	...15072...	44329	44971	48649	44967	+0	+29	+1039	+1310	+1615
Rectangle 180w 72d	10-14	10	...18072...	51932	52677	57411	52691	+0	+37	+1520	+1688	+2080
Rectangle 195w 72d	10-14	10	...19572...	53274	54040	59288	54055	+0	+40	+1499	+1873	+2309
Rectangle 210w 72d	10-14	10	...21072...	62388	63290	68570	63119	+0	+44	+1474	+2058	+2538
Rectangle 240w 72d	14-18	14	...24072...	74642	75728	81832	75516	+0	+52	+1905	+2427	+2995
Rectangle 300w 72d	18-22	18	...30072...	87912	89174	97123	89183	+0	+67	+2141	+3175	+3917

*For optional glass center island append code to end of product number and add list price.

> To Order:

For product numbers, join the product Prefix, Size, Base/Center Island Code, and Infill Material Codes; read across and down for price.
Ex: for 120x48 Acid-Etched Glass Top with Metal Edge, Wood1 Base/Center Island, and Wood1 Infill Panel, Item Number is SSMJ12048W1W1; List Price is \$36034

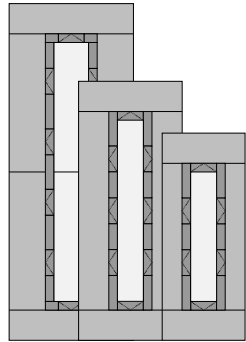
! Notes:

*Base runs through top to create the center island. Optional center island glass top sits on top of base to allow for a glass center island.
Each power door includes daisy chained unit with 2 Duplex and Dual USB-A; wire covers to be black.

+ Options:

Specify White, Silver, or Black for power unit color.
Specify Outriggers from standard powder coat colors, see page CS3.

Fenix Top, 30h
Square Self-Edge, 1.5th



	Seats	Power Doors	Prefix/Size Codes	Base/Center Island Material / Code / List \$				Infill Panel Material / Code / List \$			*Optional Glass Top for Center Island	
				Wood 1	Wood 2	Fenix®	Silux	Wood 1	Wood 2	Fenix	BPGlass	AEGlass
			SSSL...	...W1...	...W2...	...L...	...S...	...W1	...W2	...L	G	J
Rectangle 120w 48d	6-10	6	...12048...	31968	32447	32436	32524	+0	+18	+912	+720	+883
Rectangle 135w 48d	6-10	6	...13548...	32600	33089	33075	33189	+0	+22	+1137	+861	+1058
Rectangle 150w 48d	8-12	8	...15048...	35213	35741	35726	35833	+0	+25	+1105	+1003	+1232
Rectangle 180w 48d	10-14	10	...18048...	40846	41459	41433	41616	+0	+31	+1653	+1292	+1587
Rectangle 195w 48d	10-14	10	...19548...	41214	41832	41807	42129	+0	+34	+1636	+1434	+1761
Rectangle 210w 48d	10-14	10	...21048...	49934	50683	50659	50675	+0	+38	+1617	+1575	+1935
Rectangle 240w 48d	14-18	14	...24048...	60450	61357	61330	61221	+0	+44	+2070	+1859	+2284
Rectangle 300w 48d	18-22	18	...30048...	70427	71483	71456	71068	+0	+57	+2373	+2431	+2987
Rectangle 120w 54d	6-10	6	...12054...	32363	32848	32834	32919	+0	+18	+912	+720	+883
Rectangle 135w 54d	6-10	6	...13554...	32737	33229	33215	33326	+0	+22	+1137	+861	+1058
Rectangle 150w 54d	8-12	8	...15054...	35365	35896	35882	35985	+0	+25	+1105	+1003	+1232
Rectangle 180w 54d	10-14	10	...18054...	41295	41914	41886	42065	+0	+31	+1653	+1292	+1587
Rectangle 195w 54d	10-14	10	...19554...	41678	42303	42276	42593	+0	+34	+1636	+1434	+1761
Rectangle 210w 54d	10-14	10	...21054...	50412	51168	51141	51152	+0	+38	+1617	+1575	+1935
Rectangle 240w 54d	14-18	14	...24054...	60960	61874	61844	61731	+0	+44	+2070	+1859	+2284
Rectangle 300w 54d	18-22	18	...30054...	71806	72883	72840	72446	+0	+57	+2373	+2431	+2987
Rectangle 120w 60d	6-10	6	...12060...	33313	33813	33788	33869	+0	+18	+912	+720	+883
Rectangle 135w 60d	6-10	6	...13560...	33922	34431	34403	34510	+0	+22	+1137	+861	+1058
Rectangle 150w 60d	8-12	8	...15060...	36602	37151	37123	37223	+0	+25	+1105	+1003	+1232
Rectangle 180w 60d	10-14	10	...18060...	42169	42802	42765	42939	+0	+31	+1653	+1292	+1587
Rectangle 195w 60d	10-14	10	...19560...	42557	43196	43160	43473	+0	+34	+1636	+1434	+1761
Rectangle 210w 60d	10-14	10	...21060...	51337	52107	52072	52078	+0	+38	+1617	+1575	+1935
Rectangle 240w 60d	14-18	14	...24060...	62252	63186	63143	63023	+0	+44	+2070	+1859	+2284
Rectangle 300w 60d	18-22	18	...30060...	73822	74930	74865	74463	+0	+57	+2373	+2431	+2987
Rectangle 120w 66d	6-10	6	...12066...	33773	34280	34255	34257	+0	+22	+863	+940	+1158
Rectangle 135w 66d	6-10	6	...13566...	34452	34969	34940	34957	+0	+25	+814	+1125	+1387
Rectangle 150w 66d	8-12	8	...15066...	37045	37601	37573	37683	+0	+29	+1039	+1310	+1615
Rectangle 180w 66d	10-14	10	...18066...	42827	43469	43430	43586	+0	+37	+1520	+1688	+2080
Rectangle 195w 66d	10-14	10	...19566...	43246	43895	43857	44026	+0	+40	+1499	+1873	+2309
Rectangle 210w 66d	10-14	10	...21066...	51880	52659	52621	52611	+0	+44	+1474	+2058	+2538
Rectangle 240w 66d	14-18	14	...24066...	62823	63765	63721	63697	+0	+52	+1905	+2427	+2995
Rectangle 300w 66d	18-22	18	...30066...	74685	75805	75737	75419	+0	+67	+2141	+3175	+3917
Rectangle 120w 72d	6-10	6	...12072...	33904	34413	34389	34387	+0	+22	+863	+940	+1158
Rectangle 135w 72d	6-10	6	...13572...	34589	35108	35080	35094	+0	+25	+814	+1125	+1387
Rectangle 150w 72d	8-12	8	...15072...	37199	37757	37730	37837	+0	+29	+1039	+1310	+1615
Rectangle 180w 72d	10-14	10	...18072...	43009	43654	43617	43768	+0	+37	+1520	+1688	+2080
Rectangle 195w 72d	10-14	10	...19572...	43445	44097	44060	44225	+0	+40	+1499	+1873	+2309
Rectangle 210w 72d	10-14	10	...21072...	52095	52876	52841	52826	+0	+44	+1474	+2058	+2538
Rectangle 240w 72d	14-18	14	...24072...	63067	64013	63971	63941	+0	+52	+1905	+2427	+2995
Rectangle 300w 72d	18-22	18	...30072...	74992	76117	76051	75727	+0	+67	+2141	+3175	+3917

*For optional glass center island append code to end of product number and add list price.

> To Order:

For product numbers, join the product Prefix, Size, Base/Center Island Code, and Infill Material Codes; read across and down for price.
Ex: for 120x48 Fenix Top with Square Self-Edge, Wood1 Base/Center Island, and Wood1 Infill Panel, Item Number is SSSL12048W1W1; List Price is \$31968

! Notes:

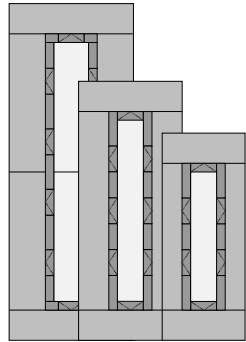
*Base runs through top to create the center island. Optional center island glass top sits on top of base to allow for a glass center island.
Each power door includes daisy chained unit with 2 Duplex and Dual USB-A; wire covers to be black.

+ Options:

Specify White, Silver, or Black for power unit color.
Specify Outriggers from standard powder coat colors, see page CS3.



Fenix Top, 30h
Bevel Self-Edge, 1.5th



	Seats	Power Doors	Prefix/Size Codes	Base/Center Island Material / Code / List \$				Infill Panel Material / Code / List \$			*Optional Glass Top for Center Island		
				Wood 1 ...W1...	Wood 2 ...W2...	Fenix® ...L...	Silix ...S...	Wood 1 ...W1	Wood 2 ...W2	Fenix ...L	BPGlass G	AEGlass J	
Rectangle 120w 48d	6-10	6	SSBL... ...12048...	---	---	---	---	---	---	---	---	---	---
Rectangle 135w 48d	6-10	6	...13548...	---	---	---	---	---	---	---	---	---	---
Rectangle 150w 48d	8-12	8	...15048...	---	---	---	---	---	---	---	---	---	---
Rectangle 180w 48d	10-14	10	...18048...	---	---	---	---	---	---	---	---	---	---
Rectangle 195w 48d	10-14	10	...19548...	---	---	---	---	---	---	---	---	---	---
Rectangle 210w 48d	10-14	10	...21048...	---	---	---	---	---	---	---	---	---	---
Rectangle 240w 48d	14-18	14	...24048...	---	---	---	---	---	---	---	---	---	---
Rectangle 300w 48d	18-22	18	...30048...	---	---	---	---	---	---	---	---	---	---
Rectangle 120w 54d	6-10	6	...12054...	33256	33755	36217	33812	+0	+18	+912	+720	+883	
Rectangle 135w 54d	6-10	6	...13554...	33645	34150	37110	34233	+0	+22	+1137	+861	+1058	
Rectangle 150w 54d	8-12	8	...15054...	36306	36851	40275	36926	+0	+25	+1105	+1003	+1232	
Rectangle 180w 54d	10-14	10	...18054...	42302	42937	47353	43072	+0	+31	+1653	+1292	+1587	
Rectangle 195w 54d	10-14	10	...19554...	42718	43359	48274	43634	+0	+34	+1636	+1434	+1761	
Rectangle 210w 54d	10-14	10	...21054...	51836	52613	57895	52576	+0	+38	+1617	+1575	+1935	
Rectangle 240w 54d	14-18	14	...24054...	62450	63387	69518	63221	+0	+44	+2070	+1859	+2284	
Rectangle 300w 54d	18-22	18	...30054...	71337	72407	87023	71978	+0	+57	+2373	+2431	+2987	
Rectangle 120w 60d	6-10	6	...12060...	34265	34779	37226	34821	+0	+18	+912	+720	+883	
Rectangle 135w 60d	6-10	6	...13560...	34892	35415	38357	35480	+0	+22	+1137	+861	+1058	
Rectangle 150w 60d	8-12	8	...15060...	37612	38176	41581	38232	+0	+25	+1105	+1003	+1232	
Rectangle 180w 60d	10-14	10	...18060...	43248	43897	48299	44018	+0	+31	+1653	+1292	+1587	
Rectangle 195w 60d	10-14	10	...19560...	43675	44330	49230	44590	+0	+34	+1636	+1434	+1761	
Rectangle 210w 60d	10-14	10	...21060...	52844	53637	58904	53585	+0	+38	+1617	+1575	+1935	
Rectangle 240w 60d	14-18	14	...24060...	63852	64810	70920	64623	+0	+44	+2070	+1859	+2284	
Rectangle 300w 60d	18-22	18	...30060...	73454	74556	89140	74095	+0	+57	+2373	+2431	+2987	
Rectangle 120w 66d	6-10	6	...12066...	34748	35270	37999	35232	+0	+22	+863	+940	+1158	
Rectangle 135w 66d	6-10	6	...13566...	35445	35977	39231	35950	+0	+25	+814	+1125	+1387	
Rectangle 150w 66d	8-12	8	...15066...	38079	38651	42399	38717	+0	+29	+1039	+1310	+1615	
Rectangle 180w 66d	10-14	10	...18066...	43943	44602	49421	44702	+0	+37	+1520	+1688	+2080	
Rectangle 195w 66d	10-14	10	...19566...	44403	45069	50417	45184	+0	+40	+1499	+1873	+2309	
Rectangle 210w 66d	10-14	10	...21066...	53430	54231	59611	54160	+0	+44	+1474	+2058	+2538	
Rectangle 240w 66d	14-18	14	...24066...	64454	65421	71644	65328	+0	+52	+1905	+2427	+2995	
Rectangle 300w 66d	18-22	18	...30066...	74306	75421	90236	75041	+0	+67	+2141	+3175	+3917	
Rectangle 120w 72d	6-10	6	...12072...	34938	35462	38189	35421	+0	+22	+863	+940	+1158	
Rectangle 135w 72d	6-10	6	...13572...	35644	36178	39429	36148	+0	+25	+814	+1125	+1387	
Rectangle 150w 72d	8-12	8	...15072...	38302	38876	42622	38940	+0	+29	+1039	+1310	+1615	
Rectangle 180w 72d	10-14	10	...18072...	44207	44870	49686	44966	+0	+37	+1520	+1688	+2080	
Rectangle 195w 72d	10-14	10	...19572...	44691	45361	50704	45471	+0	+40	+1499	+1873	+2309	
Rectangle 210w 72d	10-14	10	...21072...	53740	54546	59922	54471	+0	+44	+1474	+2058	+2538	
Rectangle 240w 72d	14-18	14	...24072...	64807	65779	71997	65681	+0	+52	+1905	+2427	+2995	
Rectangle 300w 72d	18-22	18	...30072...	74751	75872	90681	75485	+0	+67	+2141	+3175	+3917	

*For optional glass center island append code to end of product number and add list price.

> To Order:

For product numbers, join the product Prefix, Size, Base/Center Island Code, and Infill Material Codes; read across and down for price.

Ex: for 120x54 Fenix Top with Bevel Self-Edge, Wood1 Base/Center Island, and Wood1 Infill Panel, Item Number is SSBL12054W1W1; List Price is \$33256

! Notes:

*Base runs through top to create the center island. Optional center island glass top sits on top of base to allow for a glass center island.

Each power door includes daisy chained unit with 2 Duplex and Dual USB-A; wire covers to be black.

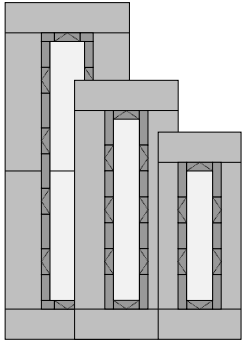
+ Options:

Specify White, Silver, or Black for power unit color.

Specify Outriggers from standard powder coat colors, see page CS3.



Fenix Top, 30h
Square Metal Edge, 1.5th



	Seats	Power Doors	Prefix/Size Codes	Base/Center Island Material / Code / List \$				Infill Panel Material / Code / List \$			*Optional Glass Top for Center Island	
				Wood 1	Wood 2	Fenix®	Silux	Wood 1	Wood 2	Fenix	BPGlass	AEGlass
				...W1...	...W2...	...L...	...S...	...W1	...W2	...L	G	J
Rectangle 120w 48d	6-10	6	SSML...12048...	33474	33954	33943	34030	+0	+18	+912	+720	+883
Rectangle 135w 48d	6-10	6	...13548...	34107	34596	34581	34695	+0	+22	+1137	+861	+1058
Rectangle 150w 48d	8-12	8	...15048...	36719	37247	37233	37340	+0	+25	+1105	+1003	+1232
Rectangle 180w 48d	10-14	10	...18048...	42729	43342	43317	43500	+0	+31	+1653	+1292	+1587
Rectangle 195w 48d	10-14	10	...19548...	43097	43715	43690	44013	+0	+34	+1636	+1434	+1761
Rectangle 210w 48d	10-14	10	...21048...	51817	52566	52542	52558	+0	+38	+1617	+1575	+1935
Rectangle 240w 48d	14-18	14	...24048...	62710	63617	63590	63481	+0	+44	+2070	+1859	+2284
Rectangle 300w 48d	18-22	18	...30048...	73440	74497	74469	74081	+0	+57	+2373	+2431	+2987
Rectangle 120w 54d	6-10	6	...12054...	33869	34355	34341	34425	+0	+18	+912	+720	+883
Rectangle 135w 54d	6-10	6	...13554...	34244	34735	34721	34832	+0	+22	+1137	+861	+1058
Rectangle 150w 54d	8-12	8	...15054...	36872	37402	37389	37492	+0	+25	+1105	+1003	+1232
Rectangle 180w 54d	10-14	10	...18054...	43178	43798	43770	43948	+0	+31	+1653	+1292	+1587
Rectangle 195w 54d	10-14	10	...19554...	43561	44187	44159	44477	+0	+34	+1636	+1434	+1761
Rectangle 210w 54d	10-14	10	...21054...	52295	53051	53024	53036	+0	+38	+1617	+1575	+1935
Rectangle 240w 54d	14-18	14	...24054...	62843	63757	63728	63614	+0	+44	+2070	+1859	+2284
Rectangle 300w 54d	18-22	18	...30054...	74819	75896	75854	75460	+0	+57	+2373	+2431	+2987
Rectangle 120w 60d	6-10	6	...12060...	34820	35319	35295	35376	+0	+18	+912	+720	+883
Rectangle 135w 60d	6-10	6	...13560...	35429	35938	35910	36017	+0	+22	+1137	+861	+1058
Rectangle 150w 60d	8-12	8	...15060...	38109	38658	38630	38729	+0	+25	+1105	+1003	+1232
Rectangle 180w 60d	10-14	10	...18060...	44429	45062	45025	45199	+0	+31	+1653	+1292	+1587
Rectangle 195w 60d	10-14	10	...19560...	44817	45455	45420	45732	+0	+34	+1636	+1434	+1761
Rectangle 210w 60d	10-14	10	...21060...	53597	54367	54332	54338	+0	+38	+1617	+1575	+1935
Rectangle 240w 60d	14-18	14	...24060...	64512	65446	65403	65283	+0	+44	+2070	+1859	+2284
Rectangle 300w 60d	18-22	18	...30060...	77589	78696	78631	78230	+0	+57	+2373	+2431	+2987
Rectangle 120w 66d	6-10	6	...12066...	35280	35786	35762	35763	+0	+22	+863	+940	+1158
Rectangle 135w 66d	6-10	6	...13566...	35959	36476	36447	36463	+0	+25	+814	+1125	+1387
Rectangle 150w 66d	8-12	8	...15066...	38552	39108	39080	39190	+0	+29	+1039	+1310	+1615
Rectangle 180w 66d	10-14	10	...18066...	45087	45729	45690	45846	+0	+37	+1520	+1688	+2080
Rectangle 195w 66d	10-14	10	...19566...	45506	46155	46117	46286	+0	+40	+1499	+1873	+2309
Rectangle 210w 66d	10-14	10	...21066...	54140	54919	54881	54871	+0	+44	+1474	+2058	+2538
Rectangle 240w 66d	14-18	14	...24066...	65083	66025	65981	65957	+0	+52	+1905	+2427	+2995
Rectangle 300w 66d	18-22	18	...30066...	78452	79572	79504	79186	+0	+67	+2141	+3175	+3917
Rectangle 120w 72d	6-10	6	...12072...	35411	35919	35895	35894	+0	+22	+863	+940	+1158
Rectangle 135w 72d	6-10	6	...13572...	36096	36615	36587	36600	+0	+25	+814	+1125	+1387
Rectangle 150w 72d	8-12	8	...15072...	38706	39264	39237	39344	+0	+29	+1039	+1310	+1615
Rectangle 180w 72d	10-14	10	...18072...	45269	45914	45877	46028	+0	+37	+1520	+1688	+2080
Rectangle 195w 72d	10-14	10	...19572...	45705	46357	46320	46485	+0	+40	+1499	+1873	+2309
Rectangle 210w 72d	10-14	10	...21072...	54355	55136	55101	55086	+0	+44	+1474	+2058	+2538
Rectangle 240w 72d	14-18	14	...24072...	65327	66273	66231	66201	+0	+52	+1905	+2427	+2995
Rectangle 300w 72d	18-22	18	...30072...	78759	79884	79817	79493	+0	+67	+2141	+3175	+3917

*For optional glass center island append code to end of product number and add list price.

> To Order:

For product numbers, join the product Prefix, Size, Base/Center Island Code, and Infill Material Codes; read across and down for price.

Ex: for 120x48 Fenix Top with Square Metal Edge, Wood1 Base/Center Island, and Wood1 Infill Panel, Item Number is SSML12048W1W1; List Price is \$33474

! Notes:


*Base runs through top to create the center island. Optional center island glass top sits on top of base to allow for a glass center island.

Each power door includes daisy chained unit with 2 Duplex and Dual USB-A; wire covers to be black.

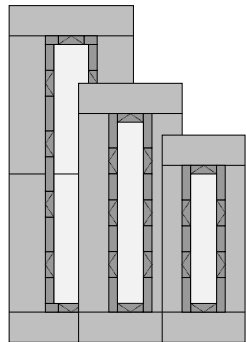
+ Options:

Specify White, Silver, or Black for power unit color.

Specify Outriggers from standard powder coat colors, see page CS3.



Quartz Top 1cm, 30h
Square Self-Edge, 1.5th



	Seats	Power Doors	Prefix/Size Codes	Base/Center Island Material / Code / List \$				Infill Panel Material / Code / List \$			*Optional Glass Top for Center Island	
				Wood 1	Wood 2	Fenix®	Silux	Wood 1	Wood 2	Fenix	BPGlass	AEGlass
			SSSQ...	...W1...	...W2...	...L...	...S...	...W1	...W2	...L	G	J
Rectangle 120w 48d	6-10	6	...12048...	44166	44607	47127	44722	+0	+18	+912	+720	+883
Rectangle 135w 48d	6-10	6	...13548...	45072	45523	48537	45660	+0	+22	+1137	+861	+1058
Rectangle 150w 48d	8-12	8	...15048...	48919	49409	52889	49540	+0	+25	+1105	+1003	+1232
Rectangle 180w 48d	10-14	10	...18048...	68906	69595	73957	69676	+0	+31	+1653	+1292	+1587
Rectangle 195w 48d	10-14	10	...19548...	71841	72560	77397	72757	+0	+34	+1636	+1434	+1761
Rectangle 210w 48d	10-14	10	...21048...	82689	83516	88748	83429	+0	+38	+1617	+1575	+1935
Rectangle 240w 48d	14-18	14	...24048...	98075	99055	105142	98845	+0	+44	+2070	+1859	+2284
Rectangle 300w 48d	18-22	18	...30048...	90894	91803	99983	92062	+0	+57	+2373	+2431	+2987
Rectangle 120w 54d	6-10	6	...12054...	55774	56332	58735	56330	+0	+18	+912	+720	+883
Rectangle 135w 54d	6-10	6	...13554...	57470	58044	60935	58058	+0	+22	+1137	+861	+1058
Rectangle 150w 54d	8-12	8	...15054...	51253	51765	55222	51873	+0	+25	+1105	+1003	+1232
Rectangle 180w 54d	10-14	10	...18054...	60308	60911	65359	61078	+0	+31	+1653	+1292	+1587
Rectangle 195w 54d	10-14	10	...19554...	79649	80446	85205	80565	+0	+34	+1636	+1434	+1761
Rectangle 210w 54d	10-14	10	...21054...	91158	92069	97217	91898	+0	+38	+1617	+1575	+1935
Rectangle 240w 54d	14-18	14	...24054...	107866	108944	114934	108637	+0	+44	+2070	+1859	+2284
Rectangle 300w 54d	18-22	18	...30054...	128824	130113	137913	129992	+0	+57	+2373	+2431	+2987
Rectangle 120w 60d	6-10	6	...12060...	59184	59776	62145	59740	+0	+18	+912	+720	+883
Rectangle 135w 60d	6-10	6	...13560...	61085	61696	64550	61673	+0	+22	+1137	+861	+1058
Rectangle 150w 60d	8-12	8	...15060...	53610	54146	57579	54231	+0	+25	+1105	+1003	+1232
Rectangle 180w 60d	10-14	10	...18060...	61766	62384	66817	62537	+0	+31	+1653	+1292	+1587
Rectangle 195w 60d	10-14	10	...19560...	83047	83877	88602	83962	+0	+34	+1636	+1434	+1761
Rectangle 210w 60d	10-14	10	...21060...	94902	95851	100962	95643	+0	+38	+1617	+1575	+1935
Rectangle 240w 60d	14-18	14	...24060...	112231	113353	119298	113001	+0	+44	+2070	+1859	+2284
Rectangle 300w 60d	18-22	18	...30060...	134439	135784	143528	135607	+0	+57	+2373	+2431	+2987
Rectangle 120w 66d	6-10	6	...12066...	60947	61556	64198	61431	+0	+22	+863	+940	+1158
Rectangle 135w 66d	6-10	6	...13566...	50685	51192	54471	51190	+0	+25	+814	+1125	+1387
Rectangle 150w 66d	8-12	8	...15066...	69125	69816	73445	69763	+0	+29	+1039	+1310	+1615
Rectangle 180w 66d	10-14	10	...18066...	81316	82129	86795	82075	+0	+37	+1520	+1688	+2080
Rectangle 195w 66d	10-14	10	...19566...	85346	86199	91359	86126	+0	+40	+1499	+1873	+2309
Rectangle 210w 66d	10-14	10	...21066...	97148	98119	103329	97879	+0	+44	+1474	+2058	+2538
Rectangle 240w 66d	14-18	14	...24066...	88944	89834	96134	89818	+0	+52	+1905	+2427	+2995
Rectangle 300w 66d	18-22	18	...30066...	135713	137070	144924	136984	+0	+67	+2141	+3175	+3917
Rectangle 120w 72d	6-10	6	...12072...	63269	63902	66520	63753	+0	+22	+863	+940	+1158
Rectangle 135w 72d	6-10	6	...13572...	65395	66049	69180	65899	+0	+25	+814	+1125	+1387
Rectangle 150w 72d	8-12	8	...15072...	71939	72658	76259	72577	+0	+29	+1039	+1310	+1615
Rectangle 180w 72d	10-14	10	...18072...	84818	85666	90296	85577	+0	+37	+1520	+1688	+2080
Rectangle 195w 72d	10-14	10	...19572...	89191	90083	95204	89971	+0	+40	+1499	+1873	+2309
Rectangle 210w 72d	10-14	10	...21072...	101336	102349	107517	102067	+0	+44	+1474	+2058	+2538
Rectangle 240w 72d	14-18	14	...24072...	92563	93488	99753	93437	+0	+52	+1905	+2427	+2995
Rectangle 300w 72d	18-22	18	...30072...	108206	109288	117418	109477	+0	+67	+2141	+3175	+3917

*For optional glass center island append code to end of product number and add list price.

> To Order:

For product numbers, join the product Prefix, Size, Base/Center Island Code, and Infill Material Codes; read across and down for price.

Ex: for 120x48 Quartz Top with Square Self-Edge, Wood1 Base/Center Island, and Wood1 Infill Panel, Item Number is SSSQ12048W1W1; List Price is \$44166

! Notes:

*Base runs through top to create the center island. Optional center island glass top sits on top of base to allow for a glass center island.

Each power door includes daisy chained unit with 2 Duplex and Dual USB-A; wire covers to be black.

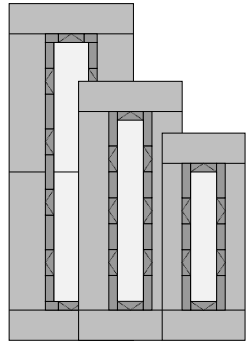
+ Options:

Specify White, Silver, or Black for power unit color.

Specify Outriggers from standard powder coat colors, see page CS3.



Quartz Top 1cm, 30h
Bevel Self-Edge, 1.5th



	Seats	Power Doors	Prefix/Size Codes	Base/Center Island Material / Code / List \$				Infill Panel Material / Code / List \$			*Optional Glass Top for Center Island		
				Wood 1 ...W1...	Wood 2 ...W2...	Fenix® ...L...	Silix ...S...	Wood 1 ...W1	Wood 2 ...W2	Fenix ...L	BPGlass G	AEGlass J	
Rectangle 120w 48d	6-10	6	SSBQ... ...12048...	---	---	---	---	---	---	---	---	---	---
Rectangle 135w 48d	6-10	6	...13548...	---	---	---	---	---	---	---	---	---	---
Rectangle 150w 48d	8-12	8	...15048...	---	---	---	---	---	---	---	---	---	---
Rectangle 180w 48d	10-14	10	...18048...	---	---	---	---	---	---	---	---	---	---
Rectangle 195w 48d	10-14	10	...19548...	---	---	---	---	---	---	---	---	---	---
Rectangle 210w 48d	10-14	10	...21048...	---	---	---	---	---	---	---	---	---	---
Rectangle 240w 48d	14-18	14	...24048...	---	---	---	---	---	---	---	---	---	---
Rectangle 300w 48d	18-22	18	...30048...	---	---	---	---	---	---	---	---	---	---
Rectangle 120w 54d	6-10	6	...12054...	47449	47923	50409	48004	+0	+18	+912	+720	+883	
Rectangle 135w 54d	6-10	6	...13554...	48684	49171	52149	49272	+0	+22	+1137	+861	+1058	
Rectangle 150w 54d	8-12	8	...15054...	45622	46079	49592	46243	+0	+25	+1105	+1003	+1232	
Rectangle 180w 54d	10-14	10	...18054...	53971	54510	59022	54741	+0	+31	+1653	+1292	+1587	
Rectangle 195w 54d	10-14	10	...19554...	67527	68202	73082	68442	+0	+34	+1636	+1434	+1761	
Rectangle 210w 54d	10-14	10	...21054...	78396	79180	84455	79137	+0	+38	+1617	+1575	+1935	
Rectangle 240w 54d	14-18	14	...24054...	93123	94054	100191	93894	+0	+44	+2070	+1859	+2284	
Rectangle 300w 54d	18-22	18	...30054...	110019	111119	119108	111186	+0	+57	+2373	+2431	+2987	
Rectangle 120w 60d	6-10	6	...12060...	50643	51149	53603	51198	+0	+18	+912	+720	+883	
Rectangle 135w 60d	6-10	6	...13560...	52062	52583	55528	52651	+0	+22	+1137	+861	+1058	
Rectangle 150w 60d	8-12	8	...15060...	47835	48313	51804	48455	+0	+25	+1105	+1003	+1232	
Rectangle 180w 60d	10-14	10	...18060...	55103	55654	60154	55873	+0	+31	+1653	+1292	+1587	
Rectangle 195w 60d	10-14	10	...19560...	69584	70280	75140	70500	+0	+34	+1636	+1434	+1761	
Rectangle 210w 60d	10-14	10	...21060...	80680	81487	86740	81421	+0	+38	+1617	+1575	+1935	
Rectangle 240w 60d	14-18	14	...24060...	95788	96746	102856	96559	+0	+44	+2070	+1859	+2284	
Rectangle 300w 60d	18-22	18	...30060...	113440	114574	122529	114607	+0	+57	+2373	+2431	+2987	
Rectangle 120w 66d	6-10	6	...12066...	51991	52511	55242	52475	+0	+22	+863	+940	+1158	
Rectangle 135w 66d	6-10	6	...13566...	45185	45637	48970	45689	+0	+25	+814	+1125	+1387	
Rectangle 150w 66d	8-12	8	...15066...	58532	59117	62852	59170	+0	+29	+1039	+1310	+1615	
Rectangle 180w 66d	10-14	10	...18066...	68440	69125	73919	69200	+0	+37	+1520	+1688	+2080	
Rectangle 195w 66d	10-14	10	...19566...	71328	72041	77341	72108	+0	+40	+1499	+1873	+2309	
Rectangle 210w 66d	10-14	10	...21066...	82339	83162	88520	83070	+0	+44	+1474	+2058	+2538	
Rectangle 240w 66d	14-18	14	...24066...	80694	81501	87884	81568	+0	+52	+1905	+2427	+2995	
Rectangle 300w 66d	18-22	18	...30066...	115677	116834	124888	116947	+0	+67	+2141	+3175	+3917	
Rectangle 120w 72d	6-10	6	...12072...	55158	55709	58409	55641	+0	+22	+863	+940	+1158	
Rectangle 135w 72d	6-10	6	...13572...	56824	57392	60609	57328	+0	+25	+814	+1125	+1387	
Rectangle 150w 72d	8-12	8	...15072...	62309	62932	66629	62947	+0	+29	+1039	+1310	+1615	
Rectangle 180w 72d	10-14	10	...18072...	73069	73800	78548	73829	+0	+37	+1520	+1688	+2080	
Rectangle 195w 72d	10-14	10	...19572...	76383	77147	82396	77163	+0	+40	+1499	+1873	+2309	
Rectangle 210w 72d	10-14	10	...21072...	87820	88698	94001	88550	+0	+44	+1474	+2058	+2538	
Rectangle 240w 72d	14-18	14	...24072...	84195	85037	91385	85069	+0	+52	+1905	+2427	+2995	
Rectangle 300w 72d	18-22	18	...30072...	98004	98984	107215	99274	+0	+67	+2141	+3175	+3917	

*For optional glass center island append code to end of product number and add list price.

> To Order:

For product numbers, join the product Prefix, Size, Base/Center Island Code, and Infill Material Codes; read across and down for price.

Ex: for 120x54 Quartz Top with Bevel Self-Edge, Wood1 Base/Center Island, and Wood1 Infill Panel, Item Number is SSBQ12054W1W1; List Price is \$47449

! Notes:


*Base runs through top to create the center island. Optional center island glass top sits on top of base to allow for a glass center island.

Each power door includes daisy chained unit with 2 Duplex and Dual USB-A; wire covers to be black.

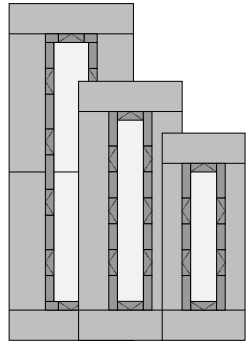
+ Options:

Specify White, Silver, or Black for power unit color.

Specify Outriggers from standard powder coat colors, see page CS3.



Quartz Top 1cm, 30h
Square Metal Edge, 1.5th



	Seats	Power Doors	Prefix/Size Codes	Base/Center Island Material / Code / List \$				Infill Panel Material / Code / List \$			*Optional Glass Top for Center Island	
				Wood 1	Wood 2	Fenix®	Silux	Wood 1	Wood 2	Fenix	BPGlass	AEGlass
				...W1...	...W2...	...L...	...S...	...W1	...W2	...L	G	J
Rectangle 120w 48d	6-10	6	SSMQ...	40838	41231	43799	41394	+0	+18	+912	+720	+883
Rectangle 135w 48d	6-10	6	...12048...	41545	41946	45010	42133	+0	+22	+1137	+861	+1058
Rectangle 150w 48d	8-12	8	...13548...	44941	45375	48910	45561	+0	+25	+1105	+1003	+1232
Rectangle 180w 48d	10-14	10	...15048...	59386	59961	64437	60156	+0	+31	+1653	+1292	+1587
Rectangle 195w 48d	10-14	10	...18048...	61330	61925	66886	62246	+0	+34	+1636	+1434	+1761
Rectangle 210w 48d	10-14	10	...19548...	71538	72234	77597	72278	+0	+38	+1617	+1575	+1935
Rectangle 240w 48d	14-18	14	...21048...	85318	86149	92386	86089	+0	+44	+2070	+1859	+2284
Rectangle 300w 48d	18-22	18	...24048...	84940	85759	94029	86108	+0	+57	+2373	+2431	+2987
Rectangle 120w 54d	6-10	6	SSMQ...	48955	49430	51916	49511	+0	+18	+912	+720	+883
Rectangle 135w 54d	6-10	6	...12054...	50191	50677	53656	50779	+0	+22	+1137	+861	+1058
Rectangle 150w 54d	8-12	8	...13554...	47129	47585	51098	47749	+0	+25	+1105	+1003	+1232
Rectangle 180w 54d	10-14	10	...15054...	55854	56394	60905	56624	+0	+31	+1653	+1292	+1587
Rectangle 195w 54d	10-14	10	...18054...	69410	70086	74966	70326	+0	+34	+1636	+1434	+1761
Rectangle 210w 54d	10-14	10	...19554...	80279	81063	86339	81020	+0	+38	+1617	+1575	+1935
Rectangle 240w 54d	14-18	14	...21054...	95006	95938	102074	95777	+0	+44	+2070	+1859	+2284
Rectangle 300w 54d	18-22	18	...24054...	113032	114132	122121	114199	+0	+57	+2373	+2431	+2987
Rectangle 120w 60d	6-10	6	SSMQ...	52149	52656	55110	52705	+0	+18	+912	+720	+883
Rectangle 135w 60d	6-10	6	...12060...	53569	54090	57034	54157	+0	+22	+1137	+861	+1058
Rectangle 150w 60d	8-12	8	...13560...	49342	49820	53311	49962	+0	+25	+1105	+1003	+1232
Rectangle 180w 60d	10-14	10	...15060...	57363	57914	62414	58133	+0	+31	+1653	+1292	+1587
Rectangle 195w 60d	10-14	10	...18060...	71844	72540	77400	72760	+0	+34	+1636	+1434	+1761
Rectangle 210w 60d	10-14	10	...19560...	82940	83747	89000	83681	+0	+38	+1617	+1575	+1935
Rectangle 240w 60d	14-18	14	...21060...	98048	99006	105116	98819	+0	+44	+2070	+1859	+2284
Rectangle 300w 60d	18-22	18	...24060...	117207	118341	126296	118374	+0	+57	+2373	+2431	+2987
Rectangle 120w 66d	6-10	6	SSMQ...	53498	54018	56749	53982	+0	+22	+863	+940	+1158
Rectangle 135w 66d	6-10	6	...12066...	46692	47143	50477	47196	+0	+25	+814	+1125	+1387
Rectangle 150w 66d	8-12	8	...13566...	60039	60624	64359	60677	+0	+29	+1039	+1310	+1615
Rectangle 180w 66d	10-14	10	...15066...	70700	71385	76179	71460	+0	+37	+1520	+1688	+2080
Rectangle 195w 66d	10-14	10	...18066...	73588	74301	79601	74368	+0	+40	+1499	+1873	+2309
Rectangle 210w 66d	10-14	10	...19566...	84599	85422	90780	85330	+0	+44	+1474	+2058	+2538
Rectangle 240w 66d	14-18	14	...21066...	82954	83761	90144	83828	+0	+52	+1905	+2427	+2995
Rectangle 300w 66d	18-22	18	...24066...	119443	120600	128655	120714	+0	+67	+2141	+3175	+3917
Rectangle 120w 72d	6-10	6	SSMQ...	56664	57216	59915	57148	+0	+22	+863	+940	+1158
Rectangle 135w 72d	6-10	6	...12072...	58331	58899	62116	58835	+0	+25	+814	+1125	+1387
Rectangle 150w 72d	8-12	8	...13572...	63815	64438	68135	64454	+0	+29	+1039	+1310	+1615
Rectangle 180w 72d	10-14	10	...15072...	75329	76060	80808	76089	+0	+37	+1520	+1688	+2080
Rectangle 195w 72d	10-14	10	...18072...	78643	79407	84656	79423	+0	+40	+1499	+1873	+2309
Rectangle 210w 72d	10-14	10	...19572...	90079	90958	96261	90810	+0	+44	+1474	+2058	+2538
Rectangle 240w 72d	14-18	14	...21072...	86455	87297	93645	87329	+0	+52	+1905	+2427	+2995
Rectangle 300w 72d	18-22	18	...24072...	101770	102750	110982	103041	+0	+67	+2141	+3175	+3917

*For optional glass center island append code to end of product number and add list price.

> To Order:

For product numbers, join the product Prefix, Size, Base/Center Island Code, and Infill Material Codes; read across and down for price.

Ex: for 120x48 Quartz Top with Square Metal Edge, Wood1 Base/Center Island, and Wood1 Infill Panel, Item Number is SSMQ12048W1W1; List Price is \$40838

! Notes:

*Base runs through top to create the center island. Optional center island glass top sits on top of base to allow for a glass center island.

Each power door includes daisy chained unit with 2 Duplex and Dual USB-A; wire covers to be black.

+ Options:

Specify White, Silver, or Black for power unit color.

Specify Outriggers from standard powder coat colors, see page CS3.

PRICING & SPECIFICATION GUIDE

Tryg Tables

May 1, 2023

TUOHY



Conference: **Tryg**

- Overview
- Top Materials and Edge Styles
- Conference Height
- Collaboration Height

- CT2
- CT3
- CT4
- CT6

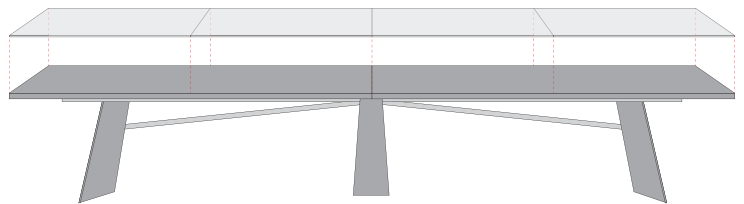


Overview

Each Tryg Table may be ordered in one of 32 top material/edge-style combinations, as shown on the following page. Tables through 120w are in one section; tables 132w and more are in two sections. Top segmentation varies by material, as charted below.

Top Segments by Material and Table Width

	1-section				2-sections								
	96	108	120	132	144	156	168	180	192	204	216	240	
OS Wood 1 & 2 (all colors; grain long on 1-section tops, short on 2-section tops)	1	1	1	1	2	2	2	2	2	2	2	2	2
OS HPL Formica® 949 White (PVC as self-edge)	1	1	1	1	2	2	2	2	2	2	2	2	2
BPGlass Back-Painted Glass (Wood 1 & 2 subtop where applicable)	1	1	1	2	2	2	2	2	2	2	2	2	4
AEGlass Acid-Etched Glass (Wood 1 & 2 subtop where applicable)	1	1	1	2	2	2	2	2	2	2	2	2	4
ALGlass Acid-Etched Laminated Glass (all colors)	1	1	1	1	2	2	2	2	2	2	2	2	2
OS Acrylic Solid Surface Avonite® Polaris Matte	1	1	1	1	2	2	2	2	2	2	2	2	2
Quartz (all Cambria® standard colors; quote required for Cambria Matte™ & Luxury Design Series)	1	1	2	3	4	4	4	4	4	4	6	6	6
Marble Carrara Marble	1	1	2	3	4	4	4	4	4	4	6	6	6
Faux Leather Silex (all colors)	1	1	2	3	4	4	4	4	4	4	6	6	6



Demo (Perspective View): A 4-segment top material applied to a 2-section table.

OS = Quick Ship

Top Materials

- QS Wood 1 & 2
- QS HPL
- BPGlass
- AEGlass
- ALGlass
- QS Acrylic Solid Surface
- Quartz
- Marble
- Faux Leather

Edge Styles

	Squared		Beveled	
	Self/Layered Edge 1.5th QS	Metal Edge 1.5th	Self/Layered Edge 1.5th QS	Metal Edge 2.0th
Wood 1 & 2				
HPL				
BPGlass				
AEGlass				
ALGlass				
Acrylic Solid Surface				
Quartz				
Marble				
Faux Leather				



		Seats	Prefix & Size Codes	Top Material/Code		HPL	BPGlass	AEGlass	ALGlass	AcrylicSS	Quartz	Marble	Silex
			TRYG1A...	...W1 <small>qs</small>	...W2 <small>qs</small>	...L	...G	...J	...E	...C <small>qs</small>	...Q	...M	...P
1	Square Edge 1.5th Top, 29h ‡		TRYG1A...	...W1 <small>qs</small>	...W2 <small>qs</small>	...L	...G	...J	...E	...C <small>qs</small>	...Q	...M	...P
	Tryg Conf SqEdge 72w 37d	6	...7237...	8057	8621	7325	11249	11974	—	9564	11885	13926	—
	Tryg Conf SqEdge 78w 37d	6	...7837...	8225	8801	7434	11682	12469	—	9859	12372	14583	—
	Tryg Conf SqEdge 84w 40d	6-8	...8440...	8394	8982	7541	12115	12963	—	10154	12859	15242	—
	Tryg Conf SqEdge 90w 48d	6-8	...9048...	9151	9792	7934	14471	15681	—	11668	15534	18936	—
	Tryg Conf SqEdge 96w 48d	6-12	...9648...	9531	10198	8231	15203	16494	—	12213	16338	19966	—
	Tryg Conf SqEdge 108w 48d	8-12	...10848...	10236	10953	8775	16620	18072	—	13255	17894	21976	—
	Tryg Conf SqEdge 120w 52d	8-14	...12052...	11522	12329	9762	19204	20951	—	15153	20736	25652	—
2	Tryg Conf SqEdge 132w 52d	8-14	...13252...	11700	12519	9765	20151	22073	—	15696	21841	27242	—
	Tryg Conf SqEdge 144w 52d	10-16	...14452...	12374	13240	10262	21592	23691	—	16729	23434	29329	—
	Tryg Conf SqEdge 156w 56d	10-18	...15656...	13673	14630	11208	24429	26876	—	18757	26576	33456	—
	Tryg Conf SqEdge 168w 56d	10-18	...16856...	14375	15381	11721	25958	28594	—	19849	28270	35679	—
	Tryg Conf SqEdge 180w 56d	12-20	...18056...	15075	16130	12230	27483	30309	—	20941	29963	37899	—
	Tryg Conf SqEdge 192w 60d	12-20	...19260...	16212	17347	12961	30392	33622	—	22915	33228	42300	—
	Tryg Conf SqEdge 204w 60d	12-20	...20460...	16939	18125	13485	32007	35437	—	24062	35017	44654	—
	Tryg Conf SqEdge 216w 60d	14-22	...21660...	17667	18904	14008	33620	37251	—	25207	36808	47012	—
	Tryg Conf SqEdge 240w 60d	16-26	...24060...	19069	20404	15007	36796	40831	—	27447	40336	51675	—
1	Square Metal Edge 1.5th Top, 29h ‡		TRYG1B...	...W1	...W2	...L	...G	...J	...E	...C	...Q	...M	...P
	Tryg Conf SqMetEdge 72w 37d	6	...7237...	10718	11468	9988	13912	14637	16588	12226	14548	16588	10190
	Tryg Conf SqMetEdge 78w 37d	6	...7837...	10940	11706	10148	14399	15184	17298	12572	15088	17298	10367
	Tryg Conf SqMetEdge 84w 40d	6-8	...8440...	11285	12075	10432	15008	15855	18132	13043	15749	18132	10665
	Tryg Conf SqMetEdge 90w 48d	6-8	...9048...	12237	13094	11016	17553	18765	22018	14749	18616	22018	11353
	Tryg Conf SqMetEdge 96w 48d	6-12	...9648...	12765	13659	11466	18438	19728	23201	15446	19571	23201	11824
	Tryg Conf SqMetEdge 108w 48d	8-12	...10848...	13774	14738	12313	20156	21610	25513	16793	21431	25513	12714
	Tryg Conf SqMetEdge 120w 52d	8-14	...12052...	15477	16560	13716	23159	24908	29607	19107	24694	29607	14202
2	Tryg Conf SqMetEdge 132w 52d	8-14	...13252...	15971	17089	14034	24421	26344	31513	19965	26110	31513	14567
	Tryg Conf SqMetEdge 144w 52d	10-16	...14452...	16958	18145	14846	26176	28275	33916	21316	28019	33916	15427
	Tryg Conf SqMetEdge 156w 56d	10-18	...15656...	18805	20121	16341	29563	32009	38588	23889	31710	38588	17022
	Tryg Conf SqMetEdge 168w 56d	10-18	...16856...	19832	21220	17177	31414	34050	41136	25307	33728	41136	17908
	Tryg Conf SqMetEdge 180w 56d	12-20	...18056...	20859	22319	18013	33267	36093	43684	26725	35747	43684	18799
	Tryg Conf SqMetEdge 192w 60d	12-20	...19260...	22590	24171	19340	36773	40001	48675	29293	39605	48675	20236
	Tryg Conf SqMetEdge 204w 60d	12-20	...20460...	23655	25311	20200	38722	42152	51369	30777	41733	51369	21153
	Tryg Conf SqMetEdge 216w 60d	14-22	...21660...	24721	26451	21061	40674	44305	54066	32259	43862	54066	22071
	Tryg Conf SqMetEdge 240w 60d	16-26	...24060...	26797	28673	22733	44524	48561	59405	35174	48068	59405	23855
1	Bevel Edge 1.5th Top, 29h ‡		TRYG1C...	...W1 <small>qs</small>	...W2 <small>qs</small>	...L	...G	...J	...E	...C <small>qs</small>	...Q	...M	...P
	Tryg Conf BevEdge 72w 37d	6	...7237...	9024	9656	8293	12216	12941	—	10532	12853	14894	—
	Tryg Conf BevEdge 78w 37d	6	...7837...	9192	9835	8400	12650	13435	—	10826	13340	15552	—
	Tryg Conf BevEdge 84w 40d	6-8	...8440...	9361	10016	8508	13084	13930	—	11119	13828	16208	—
	Tryg Conf BevEdge 90w 48d	6-8	...9048...	10119	10827	8901	15438	16650	—	12631	16499	19904	—
	Tryg Conf BevEdge 96w 48d	6-12	...9648...	10562	11301	9260	16233	17526	—	13246	17370	20996	—
	Tryg Conf BevEdge 108w 48d	8-12	...10848...	11397	12195	9935	17779	19232	—	14414	19055	23136	—
	Tryg Conf BevEdge 120w 52d	8-14	...12052...	12918	13822	11157	20600	22347	—	16550	22133	27047	—
2	Tryg Conf BevEdge 132w 52d	8-14	...13252...	13235	14161	11299	21686	23609	—	17231	23376	28781	—
	Tryg Conf BevEdge 144w 52d	10-16	...14452...	14048	15031	11936	23268	25366	—	18408	25110	31004	—
	Tryg Conf BevEdge 156w 56d	10-18	...15656...	15627	16721	13164	26384	28832	—	20713	28533	35412	—
	Tryg Conf BevEdge 168w 56d	10-18	...16856...	16480	17634	13827	28062	30697	—	21955	30376	37782	—
	Tryg Conf BevEdge 180w 56d	12-20	...18056...	17330	18543	14488	29740	32564	—	23195	32220	40156	—
	Tryg Conf BevEdge 192w 60d	12-20	...19260...	18791	20106	15539	32971	36201	—	25491	35804	44876	—
	Tryg Conf BevEdge 204w 60d	12-20	...20460...	19677	21054	16224	34745	38175	—	26800	37757	47392	—
	Tryg Conf BevEdge 216w 60d	14-22	...21660...	20566	22006	16910	36521	40153	—	28107	39708	49913	—
	Tryg Conf BevEdge 240w 60d	16-26	...24060...	22290	23850	18227	40017	44054	—	30669	43560	54900	—

Table Sections
 Top materials may be further segmented based on the top material and size specified.
 Please see page CT2.



qs = Quick Ship



	Seats	Prefix & Size Codes	Top Material/Code									
			Wood1	Wood2	HPL	BPGlass	AEGlass	ALGlass	AcrylicSS	Quartz	Marble	Silex
Bevel Metal Edge 2th Top, 29.5h ‡		TRYG1D...	...W1	...W2	...L	...G	...J	...E	...C	...Q	...M	...P
1 Tryg Conf BevMetEdge 72w 37d	6	...7237...	12546	13424	13282	17203	17928	19881	15519	17840	19881	13482
Tryg Conf BevMetEdge 78w 37d	6	...7837...	12919	13823	13387	17638	18423	20540	15814	18329	20540	13606
Tryg Conf BevMetEdge 84w 40d	6-8	...8440...	13408	14347	13496	18071	18918	21195	16109	18816	21195	13731
Tryg Conf BevMetEdge 90w 48d	6-8	...9048...	14389	15396	13889	20426	21637	24891	17621	21489	24891	14225
Tryg Conf BevMetEdge 96w 48d	6-12	...9648...	15751	16854	14451	21424	22717	26187	18434	22559	26187	14810
Tryg Conf BevMetEdge 108w 48d	8-12	...10848...	16989	18178	15529	23373	24825	28730	20008	24648	28730	15930
Tryg Conf BevMetEdge 120w 52d	8-14	...12052...	18923	20248	17162	26605	28354	33054	22556	28140	33054	17648
2 Tryg Conf BevMetEdge 132w 52d	8-14	...13252...	19649	21024	17710	28098	30023	35191	23640	29785	35191	18246
Tryg Conf BevMetEdge 144w 52d	10-16	...14452...	20865	22326	18753	30084	32179	37822	25222	31925	37822	19335
Tryg Conf BevMetEdge 156w 56d	10-18	...15656...	23058	24672	20591	33812	36261	42839	28140	35961	42839	21272
Tryg Conf BevMetEdge 168w 56d	10-18	...16856...	24314	26016	21658	35894	38532	45618	29786	38211	45618	22391
Tryg Conf BevMetEdge 180w 56d	12-20	...18056...	25569	27359	22724	37980	40803	48394	31435	40459	48394	23510
Tryg Conf BevMetEdge 192w 60d	12-20	...19260...	27645	29580	24394	41826	45055	53730	34348	44661	53730	25290
Tryg Conf BevMetEdge 204w 60d	12-20	...20460...	28939	30965	25484	44007	47437	56657	36062	47018	56657	26439
Tryg Conf BevMetEdge 216w 60d	14-22	...21660...	30233	32349	26575	46187	49819	59580	37774	49376	59580	27585
Tryg Conf BevMetEdge 240w 60d	16-26	...24060...	32771	35065	28709	50500	54535	65378	41151	54042	65378	29830

> To Order:

For product numbers, join the product Prefix, Size, and Top Material Codes; read across and down for price.
 Ex: For Tryg Conf BevMetEdge 72w 37d with Wood1 top, prod.no. is TRYG1D7237W1; list price is \$12546.

Guide to specifying top materials:

- os Wood1: All TUOHY Wood1 offerings.
- os Wood2: All TUOHY Wood2 offerings.
- os HPL: Formica® 949 White
- BPGlass (Back-Painted): S.BLK Black or S.BWT White
- AEGlass (Acid-Etched): GAB Acid-Etched Black or GAW Acid-Etched White
- ALGlass (Acid-Etched Laminated): All Colors
- os Acrylic Solid Surface: Avonite® Polaris Matte
- Cambria®: All standard colors; excludes Cambria Matte™ & Luxury Design Series
- Marble: Carrara
- Silex Faux Leather (54): All TUOHY Silex offerings (54-in roll width limitation),

Specify base material from Wood1 offering; see options below.

! Notes:

Tables through 120w are in 1-section; larger tables are in 2-sections. Top materials may be further segmented; see the chart on page CT2.

Base tie rod finish is MBSS Brushed Stainless Steel.

Subtop support rod finish is MRB Resin Black.

+ Options:

- os For Wood2 level base finishes, specify Option W2; add \$1500.
- For 3M™DI-NOC™ ME-388 Metallic bases, specify Option ME388; add \$3058.
- os For cement-textured bases, specify Option CMT; add \$2778.



Table Sections

Top materials may be further segmented based on the top material and size specified. Please see page CT2.



	Seats	Prefix & Size Codes	Top Material/Code		HPL	BPGlass	AEGlass	ALGlass	AcrylicSS	Quartz	Marble	Silex
			Wood1	Wood2								
Square Edge 1.5th Top, 40h ‡		TRYG2A...	...W1 ^{os}	...W2 ^{os}	...L	...G	...J	...E	...C ^{os}	...Q	...M	...P
Tryg Collab SqEdge 72w 37d	6	...7237...	9067	9702	8333	12255	12982	—	10573	12895	14934	—
Tryg Collab SqEdge 78w 37d	6	...7837...	9233	9879	8442	12689	13477	—	10868	13381	15592	—
Tryg Collab SqEdge 84w 40d	6-8	...8440...	9403	10061	8552	13126	13974	—	11162	13869	16251	—
Tryg Collab SqEdge 90w 48d	6-8	...9048...	10162	10873	8944	15481	16692	—	12676	16544	19946	—
Tryg Collab SqEdge 96w 48d	6-12	...9648...	10540	11278	9241	16214	17503	—	13223	17346	20974	—
Tryg Collab SqEdge 108w 48d	8-12	...10848...	11247	12034	9781	17628	19080	—	14263	18905	22984	—
Tryg Collab SqEdge 120w 52d	8-14	...12052...	12643	13528	10882	20324	22072	—	16274	21858	26773	—
Square Metal Edge 1.5th Top, 40h ‡		TRYG2B...	...W1	...W2	...L	...G	...J	...E	...C	...Q	...M	...P
Tryg Collab SqMetEdge 72w 37d	6	...7237...	11728	12549	10997	14920	15646	17598	13235	15557	17598	11198
Tryg Collab SqMetEdge 78w 37d	6	...7837...	11949	12785	11155	15404	16193	18307	13583	16096	18307	11376
Tryg Collab SqMetEdge 84w 40d	6-8	...8440...	12292	13152	11439	16014	16861	19138	14052	16759	19138	11675
Tryg Collab SqMetEdge 90w 48d	6-8	...9048...	13246	14173	12025	18562	19772	23028	15758	19625	23028	12360
Tryg Collab SqMetEdge 96w 48d	6-12	...9648...	13774	14738	12473	19447	20736	24208	16455	20581	24208	12831
Tryg Collab SqMetEdge 108w 48d	8-12	...10848...	14783	15818	13319	21164	22617	26520	17799	22440	26520	13723
Tryg Collab SqMetEdge 120w 52d	8-14	...12052...	16598	17760	14838	24279	26028	30727	20229	25815	30727	15323
Bevel Edge 1.5th Top, 40h ‡		TRYG2C...	...W1 ^{os}	...W2 ^{os}	...L	...G	...J	...E	...C ^{os}	...Q	...M	...P
Tryg Collab BevEdge 72w 37d	6	...7237...	10034	10736	9301	13224	13949	—	11539	13861	15900	—
Tryg Collab BevEdge 78w 37d	6	...7837...	10202	10916	9408	13658	14444	—	11836	14349	16559	—
Tryg Collab BevEdge 84w 40d	6-8	...8440...	10371	11097	9515	14091	14938	—	12129	14835	17216	—
Tryg Collab BevEdge 90w 48d	6-8	...9048...	11128	11907	9908	16445	17657	—	13642	17512	20910	—
Tryg Collab BevEdge 96w 48d	6-12	...9648...	11569	12379	10269	17243	18533	—	14251	18377	22005	—
Tryg Collab BevEdge 108w 48d	8-12	...10848...	12407	13275	10946	18789	20241	—	15424	20064	24147	—
Tryg Collab BevEdge 120w 52d	8-14	...12052...	14038	15021	12278	21720	23468	—	17670	23255	28169	—
Bevel Metal Edge 2th Top, 40.5h ‡		TRYG2D...	...W1	...W2	...L	...G	...J	...E	...C	...Q	...M	...P
Tryg Collab BevMetEdge 72w 37d	6	...7237...	15020	16071	14290	18212	18938	20890	16528	18850	20890	14492
Tryg Collab BevMetEdge 78w 37d	6	...7837...	15189	16252	14399	18646	19433	21548	16824	19336	21548	14615
Tryg Collab BevMetEdge 84w 40d	6-8	...8440...	15357	16432	14504	19080	19927	22205	17118	19824	22205	14738
Tryg Collab BevMetEdge 90w 48d	6-8	...9048...	16116	17244	14898	21436	22646	25901	18630	22499	25901	15234
Tryg Collab BevMetEdge 96w 48d	6-12	...9648...	16762	17935	15461	22433	23724	27196	19442	23568	27196	15820
Tryg Collab BevMetEdge 108w 48d	8-12	...10848...	18002	19262	16536	24382	25834	29739	21016	25658	29739	16941
Tryg Collab BevMetEdge 120w 52d	8-14	...12052...	20043	21446	18284	27727	29477	34175	23675	29262	34175	18771

> To Order:

For product numbers, join the product Prefix, Size, and Top Material Codes; read across and down for price.

Ex: For Tryg Collab BevMetEdge 72w 37d with Wood1 top, prod.no. is TRYG2D7237W1; list price is \$15020.

Guide to specifying top materials:

- ^{os} Wood1: All TUOHY Wood1 offerings.
- ^{os} Wood2: All TUOHY Wood2 offerings.
- ^{os} HPL: Formica® 949 White
- BPGlass (Back-Painted): S.BLK Black or S.BWT White
- AEGlass (Acid-Etched): GAB Acid-Etched Black or GAW Acid-Etched White
- ALGlass (Acid-Etched Laminated): All Colors
- ^{os} Acrylic Solid Surface: Avonite® Polaris Matte
- Cambria®: All standard colors; excludes Cambria Matte™ & Luxury Design Series
- Marble: Carrara
- Silex Faux Leather (54): All TUOHY Silex offerings (54-in roll width limitation),

Specify base material from Wood1 offering; see options below.

! Notes:

Collaboration height tables are in 1-section. Top materials may be further segmented; see the chart on page CT2.

Base tie rod finish is MBSS Brushed Stainless Steel.

Subtop support rod finish is MRB Resin Black.

+ Options:

- ^{os} For Wood2 level base finishes, specify Option W2; add \$1500.
- For 3M™DI-NOC™ ME-388 Metallic bases, specify Option ME388; add \$3058.
- ^{os} For cement-textured bases, specify Option CMT; add \$2778.

PRICING & SPECIFICATION GUIDE
Univers Collection

May 1, 2023

TUOHY



Contents

Contents	CV2
Table Index by Edge Style	CV2
Base Styles	CV3
Top & Edge Materials	CV4
Top Options	CV5
Edge Styles	CV6
Using the Pricing Guide	CV16
Bevel Metal Edge 2th	CV17
Bevel Self Edge 1.5th	CV26
Bevel Self Edge 2th	CV40
Cantilever Self Edge 2th	CV54
Square Metal Edge 1.5th	CV64
Square Metal Edge 2th	CV73
Square Self Edge 1.5th	CV82
Square Self Edge 2th	CV96
Solid Wood Edge 1.5th	CV110
Solid Wood Edge 2th	CV128

Table Index by Edge Style


 = *Tuohy QuickShip*

Style	Edge Page	Material	Code	Table Page
Bevel Metal Edge 2th	CV6	Acid-Etched Glass Top	UBM2A...	CV17
		Acid-Etched Laminated Glass Top	UBM2L...	CV18
		Back-Painted Glass Top	UBM2B...	CV19
		Acrylic SolidSurf Top Avonite® Polaris	UBM2C...	CV20
		Faux Leather Top (Silex-all colors)	UBM2F...	CV21
		HPL Top (Formica® 949 White)	UBM2H...	CV22
		Marble Top (Carrara Marble)	UBM2M...	CV23
		Quartz Top (Cambria®-all std colors)	UBM2Q...	CV24
		Wood1 Top (all colors)	UBM2W...	CV25
		Bevel Self Edge 1.5th	CV7	Acid-Etched Glass Top
Back-Painted Glass Top	UBS1B...			CV28
 Acrylic SolidSurf Top Avonite® Polaris	UBS1C...			CV30
 HPL Top (Formica® 949 White)	UBS1H...			CV32
Marble Top (Carrara Marble)	UBS1M...			CV34
Quartz Top (Cambria®-all std colors)	UBS1Q...			CV36
 Wood1 Top (all colors)	UBS1W...			CV38
Bevel Self Edge 2th	CV8	Acid-Etched Glass Top	UBS2A...	CV40
		Back-Painted Glass Top	UBS2B...	CV42
		 Acrylic SolidSurf Top Avonite® Polaris	UBS2C...	CV44
		 HPL Top (Formica® 949 White)	UBS2H...	CV46
		Marble Top (Carrara Marble)	UBS2M...	CV48
Cantilever Self Edge 2th	CV9	 Acrylic SolidSurf Top Avonite® Polaris	UCS2C...	CV54
		 HPL Top (Formica® 949 White)	UCS2H...	CV56
		Marble Top (Carrara Marble)	UCS2M...	CV58
		Quartz Top (Cambria®-all std colors)	UCS2Q...	CV60
		 Wood1 Top (all colors)	UCS2W...	CV62
Square Metal Edge 1.5th	CV10	Acid-Etched Glass Top	USM1A...	CV64
		Acid-Etched Laminated Glass Top	USM1L...	CV65
		Back-Painted Glass Top	USM1B...	CV66
		Acrylic SolidSurf Top Avonite® Polaris	USM1C...	CV67
		Faux Leather Top (Silex-all colors)	USM1F...	CV68
		HPL Top (Formica® 949 White)	USM1H...	CV69
		Marble Top (Carrara Marble)	USM1M...	CV70
		Quartz Top (Cambria®-all std colors)	USM1Q...	CV71
		Wood1 Top (all colors)	USM1W...	CV72
		Square Metal Edge 2th	CV11	Acid-Etched Glass Top
Acid-Etched Laminated Glass Top	USM2L...			CV74
Back-Painted Glass Top	USM2B...			CV75
Acrylic SolidSurf Top Avonite® Polaris	USM2C...			CV76
Faux Leather Top (Silex-all colors)	USM2F...			CV77
HPL Top (Formica® 949 White)	USM2H...			CV78
Marble Top (Carrara Marble)	USM2M...			CV79
Quartz Top (Cambria®-all std colors)	USM2Q...			CV80
Wood1 Top (all colors)	USM2W...			CV81
Square Self Edge 1.5th	CV12			Acid-Etched Glass Top
		Back-Painted Glass Top	USS1B...	CV84
		 Acrylic SolidSurf Top Avonite® Polaris	USS1C...	CV86
		 HPL Top (Formica® 949 White)	USS1H...	CV88
		Marble Top (Carrara Marble)	USS1M...	CV90
		Quartz Top (Cambria®-all std colors)	USS1Q...	CV92
		 Wood1 Top (all colors)	USS1W...	CV94
Square Self Edge 2th	CV13	Acid-Etched Glass Top	USS2A...	CV96
		Back-Painted Glass Top	USS2B...	CV98
		 Acrylic SolidSurf Top Avonite® Polaris	USS2C...	CV100
		 HPL Top (Formica® 949 White)	USS2H...	CV102
		Marble Top (Carrara Marble)	USS2M...	CV104
		Quartz Top (Cambria®-all std colors)	USS2Q...	CV106
		 Wood1 Top (all colors)	USS2W...	CV108
Solid Wood Edge 1.5th	CV14	Acid-Etched Glass Top	USW1A...	CV110
		Acid-Etched Laminated Glass Top	USW1L...	CV112
		Back-Painted Glass Top	USW1B...	CV114
		 Acrylic SolidSurf Top Avonite® Polaris	USW1C...	CV116
		 Faux Leather Top (Silex-all colors)	USW1F...	CV118
		HPL Top (Formica® 949 White)	USW1H...	CV120
		Marble Top (Carrara Marble)	USW1M...	CV122
		Quartz Top (Cambria®-all std colors)	USW1Q...	CV124
 Wood1 Top (all colors)	USW1W...	CV126		
Solid Wood Edge 2th	CV15	Acid-Etched Glass Top	USW2A...	CV128
		Acid-Etched Laminated Glass Top	USW2L...	CV130
		Back-Painted Glass Top	USW2B...	CV132
		 Acrylic SolidSurf Top Avonite® Polaris	USW2C...	CV134
		 Faux Leather Top (Silex-all colors)	USW2F...	CV136
		HPL Top (Formica® 949 White)	USW2H...	CV138
		Marble Top (Carrara Marble)	USW2M...	CV140
		Quartz Top (Cambria®-all std colors)	USW2Q...	CV142
		 Wood1 Top (all colors)	USW2W...	CV144

Base Styles

Codes, Symbols:

- MPA Polished Aluminum
- MPC Polished Chrome
- MRBAS Resin Brushed Aluminum, Steel Tint
- MRBS Resin Brushed Steel
- Resin (SC) All Resin Solid Color Finishes
- W1 Wood1 Colors
- Ø Power-Data Pathway
- TQ** Quick Ship



Coda-Vee ...E
Resin (SC); for MPC add \$2354/table



Coda-Wire ...G
Resin (SC)



Coda-X ...K
MRBAS; for MPA add \$3058/table



Cylinder ...N
Wood1 Ø



Plinth **TQ** ...P
Wood1 Ø



Ryvit ...R
MRBS



Spyda-T ...S
MRBS



Spyda-X ...T
MRBS



Spyda-Y ...U
MRBS



Uffizi-Loop ...V
MRBAS



Zi-A **TQ** ...Y
Wood1 + MRBAS (trim) Ø



Zi-D **TQ** ...Z
Wood1 + MRBAS (trim) Ø

Top & Edge Materials

This program of top materials paired with edge shapes and details demonstrates the considerable latitude in design solutions available to you through TUOHY's table programs. Identify your top and edge materials on this page and coordinate them with the edge profiles shown on pages CV6-CV15.

Wood1

Veneers & Solid Colors



Wood2

Veneer




AEGlass

Acid-Etched



ALGlass

A-Etch/Laminated



BPGlass

Back-Painted




AcrylicSS

(Solid Surface)



HPL

White (PVC edge)




Faux Leather

Silex




Marble



Quartz

Cambria®



Metal (Edges only)



*Quartz required for Cambria Marble™ & Luxury Design Series

Top Options

Specify the Option Code that corresponds to the feature set you desire and the Feature (specs) required.

Example: Apply Option C to item **UBS1AR6E**

Price from Top-Base Chart (p.CV26):	18700
Option C: (* x .30) + 1310 =	7018
Total:	25718

Calculate the surcharges by multiplying the percentage shown in the 'Add to List' column, at far right, times the price of the top as listed in the Top Only (...D) column, then adding \$1408 if so directed.

*from UBS1AR6D Top Only

Specify Option Code:							Add to List: % times Top Only (...D) price plus \$.
							----- % \$

Standard:	Wood1						
Option A:	Wood1	Inlay					
Option B:	Wood1		2.2 Border				30%
Option C:	Wood1	Inlay	2.2 Border				30% + \$1408
Option D:	Wood1			5.5 Border			35%
Option E:	Wood1	Inlay		5.5 Border			35% + \$1408
Option F:	Wood1	Inlay			Two-Tone		25% + \$1408
Option G:	Wood1	Inlay	2.2 Border		Two-Tone		55% + \$1408
Option H:	Wood1	Inlay		5.5 Border	Two-Tone		60% + \$1408
Option J:		Sketch-Face					50%
Option K:		Sketch-Face	Inlay				50% + \$1408
Option L:		Sketch-Face		2.2 Border			80%
Option M:		Sketch-Face	Inlay	2.2 Border			80% + \$1408
Option N:		Sketch-Face			5.5 Border		85%
Option P:		Sketch-Face	Inlay		5.5 Border		85% + \$1408
Option Q:		Sketch-Face	Inlay			Two-Tone	75% + \$1408
Option R:		Sketch-Face	Inlay	2.2 Border		Two-Tone	105% + \$1408
Option S:		Sketch-Face	Inlay		5.5 Border	Two-Tone	105% + \$1408

Specify Sketch-Face pattern from illustrations at right. Other, custom formats are readily available; contact customer service for ordering information.

Diamond Sketch-Face	Reverse Diamond Sketch-Face	Box Sketch-Face	Reverse Box Sketch-Face	Checkerboard Sketch-Face

* Inlays are placed on the perimeter of the face veneer and require either border veneers or solid wood edges.

Bevel Metal Edge 2th

MRBAS Resin Brushed Aluminum with Steel Tint

Acid-Etched Glass Top
UBM2A...
GAB Black, GAW White



Back-Painted Glass Top
UBM2B...
S.BLK Black, S.BWT White

Acid-Etched
Laminated Glass Top
UBM2L...




Acrylic Solid Surface Top
UBM2C...
Avonite® Polaris



Faux Leather Top
UBM2F...
Stlex-all colors



HPL Top
UBM2H...
Formica® 949 White



Marble Top
UBM2M...
Carrara Marble



Quartz Top
UBM2Q...
Cambria®-all standard colors*



Wood1 Top
UBM2W...
All colors




* Quote required for
Cambria Matte™ and
Luxury Design Series

Bevel Self Edge 1.5th

Acid-Etched Glass Top
UBS1A...
GAB Black, PT24 subtop
GAW White, PT17 subtop


Acid-Etched
Laminated Glass Top



Back-Painted Glass Top
UBS1B...
S.BLK Black, PT24 subtop
S.BWT White, PT17 subtop




TQ Acrylic Solid Surface Top
UBS1C...
Avonite® Polaris



Faux Leather Top



TQ HPL Top
UBS1H...
Formica® 949 White with
PVC as self-edge




Marble Top
UBS1M...
Carrara Marble
Wood1 or 2 subtop



Quartz Top
UBS1Q...
Cambria®-all standard colors*
Wood1 or 2 subtop

* Quote required for
Cambria Matte™ and
Luxury Design Series




TQ Wood1 Top
UBS1W...
All colors



Bevel Self Edge 2th

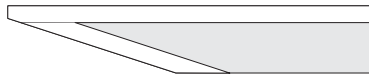

Acid-Etched Glass Top
UBS2A...
GAB Black, PT24 subtop
GAW White, PT17 subtop

Acid-Etched
Laminated Glass Top



Back-Painted Glass Top
UBS2B...
S.BLK Black, PT24 subtop
S.BWT White, PT17 subtop

TQ Acrylic Solid Surface Top
UBS2C...
Avonite® Polaris



Faux Leather Top




TQ HPL Top
UBS2H...
Formica® 949 White
PVC as self-edge



Marble Top
UBS2M...
Carrara Marble
Wood 1 or 2 subtop

Quartz Top
UBS2Q...
Cambria®-all standard colors*
Wood 1 or 2 subtop

* Quote required for
Cambria Matte™ and
Luxury Design Series




TQ Wood Top
UBS2W...
Wood1 colors

Cantilever Self Edge 2th

Acid-Etched Glass Top




Acid-Etched Laminated Glass Top



Back-Painted Glass Top




TQ Acrylic Solid Surface Top
UCS2C...
Avonite® Polaris



Faux Leather Top




TQ HPL Top
UCS2H...
Formica® 949 White
PVC as self-edge



Marble Top
UCS2M...
Carrara Marble



Quartz Top
UCS2Q...
Cambria®-all standard colors*



TQ Wood Top
UCS2W...
Wood1 colors

* Quote required for Cambria Matte™ and Luxury Design Series



Square Metal Edge 1.5th

MRBAS Resin Brushed Aluminum with Steel Tint

Acid-Etched Glass Top
USM1A...
GAB Black, GAW White



Back-Painted Glass Top
USM1B...
S.BLK Black, S.BWT White

Acid-Etched
Laminated Glass Top
USM1L...



Acrylic Solid Surface Top
USM1C...
Avonite® Polaris



Faux Leather Top
USM1F...
Silex-all colors




HPL Top
USM1H...
Formica® 949 White



Marble Top
USM1M...
Carrara Marble



Quartz Top
USM1Q...
Cambria®-all standard colors*



Wood1 Top USM1W...
All colors



* Quote required for
Cambria Matte™ and
Luxury Design Series

Square Metal Edge 2th

MRBAS Resin Brushed Aluminum with Steel Tint

Acid-Etched Glass Top
USM2A...
GAB Black, GAW White



Back-Painted Glass Top
USM2B...
S.BLK Black, S.BWT White

Acid-Etched
Laminated Glass Top
USM2L...



Acrylic Solid Surface Top
USM2C...
Avonite® Polaris



Faux Leather Top
USM2F...
Silex-all colors




HPL Top
USM2H...
Formica® 949 White



Marble Top
USM2M...
Carrara Marble



Quartz Top
USM2Q...
Cambria®-all standard colors*



Wood1 Top
USM2W...
All colors



* Quote required for
Cambria Matte™ and
Luxury Design Series

Square Self Edge 1.5th

Acid-Etched Glass Top
USS1A...
GAB Black, GAW White
Wood1 or 2 subtop


Acid-Etched
Laminated Glass Top



Back-Painted Glass Top
USS1B...
S.BLK Black, S.BWT White
Wood1 or 2 subtop




TQ Acrylic Solid Surface Top
USS1C...
Avonite® Polaris



Faux Leather Top



TQ HPL Top
USS1H...
Formica® 949 White



Marble Top
USS1M...
Carrara Marble



Quartz Top
USS1Q...
Cambria®-all standard colors*

* Quote required for
Cambria Matte™ and
Luxury Design Series



TQ Wood1 Top
USS1W...
All colors



Square Self Edge 2th

Acid-Etched Glass Top
USS2A...
GAB Black, GAW White
Wood1 or 2 subtop


Acid-Etched
Laminated Glass Top




Back-Painted Glass Top
USS2B...
S.BLK Black, S.BWT White
Wood 1 or 2 subtop




TQ Acrylic Solid Surface Top
USS2C...
Avonite® Polaris



Faux Leather Top



TQ HPL Top
USS2H...
Formica® 949 White
PVC as self edge




Marble Top
USS2M...
Carrara Marble



Quartz Top
USS2Q...
Cambria®-all standard colors*

* Quote required for
Cambria Matte™ and
Luxury Design Series

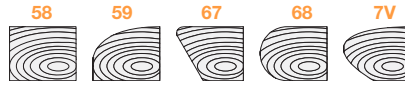


TQ Wood1 Top
USS2W...
All colors



Solid Wood Edge 1.5th

Specify Shape by Edge Code



Acid-Etched Glass Top
USW1A...
GAB Black, GAW White
Solid Wood Edge; Choose finish options from natural veneers only


Acid-Etched Laminated Glass Top
USW1L...
Solid Wood Edge; Choose finish options from natural veneers only



Back-Painted Glass Top
USW1B...
S.BLK Black, S.BWT White
Solid Wood Edge; Choose finish options from natural veneers only




TQ Acrylic Solid Surface Top
USW1C...
Avonite® Polaris
Solid Wood Edge; Choose finish options from natural veneers only



Faux Leather Top
USW1F...
Silex-all colors
Solid Wood Edge; Choose finish options from natural veneers only



TQ HPL Top
USW1H...
Formica® 949 White
Solid Wood Edge; Choose finish options from natural veneers only




Marble Top
USW1M...
Carrara Marble
Solid Wood Edge; Choose finish options from natural veneers only



Quartz Top
USW1Q...
Cambria®-all standard colors*
Solid Wood Edge; Choose finish options from natural veneers only

* Quote required for Cambria Matte™ and Luxury Design Series

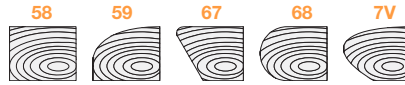


TQ Wood Top
USW1W...
Wood Top in Natural Veneer only w/ Solid Wood Edge




Solid Wood Edge 2th

Specify Shape by Edge Code



Acid-Etched Glass Top
USW2A...
GAB Black, GAW White
Solid Wood Edge; Choose finish options from natural veneers only


Acid-Etched Laminated Glass Top
USW2L...
Solid Wood Edge; Choose finish options from natural veneers only



Back-Painted Glass Top
USW2B...
S.BLK Black, S.BWT White
Solid Wood Edge; Choose finish options from natural veneers only




TQ Acrylic Solid Surface Top
USW2C...
Avonite® Polaris
Solid Wood Edge; Choose finish options from natural veneers only



Faux Leather Top
USW2F...
Silix-all colors
Solid Wood Edge; Choose finish options from natural veneers only




TQ HPL Top
USW2H...
Formica® 949 White
Solid Wood Edge; Choose finish options from natural veneers only



Marble Top
USW2M...
Carrara Marble
Solid Wood Edge; Choose finish options from natural veneers only



Quartz Top
USW2Q...
Cambria®-all standard colors*
Solid Wood Edge; Choose finish options from natural veneers only



TQ Wood Top
USW2W...
Wood Top in Natural Veneer only w/ Solid Wood Edge



* Quote required for Cambria Matte™ and Luxury Design Series

Using the Pricing Guide

The Univers Collection offers an à la carte method of selecting the table that best fits your requirements. This format offers all the flexibility of customization without sacrificing the advantages of standard product pricing, construction and lead times.

Specify Univers tables by product number and finish. Use **Base Styles** (p.CV4) to choose your base, and **Table Index by Edge Style** (p.CV2) to locate your pricing chart.

Product numbers are simply a combination of Edge, Top, and Base codes, as demonstrated below and at right. For example, the product number for a **90w 48d** inch rectangle top with a **Bevel Self Edge 1.5th** and **Plinth** bases, is determined by combining:

Edge Code: UBS1W...
 Top Code: ...R6...
 Base Code: ...P

Product Number = **UBS1WR6P**

To determine the list price, read across at your Top Code and down at the Base Code.

List price for UBS1AR6E = **\$18700**

Note that tables of this edge and base style are available on our **Tuohy QuickShip** program because the column heading—Plinth, in this example—shows the TQ symbol: **TQ**

To order on **QuickShip**, insert “TQ” before the product prefix. Ex: **TQUBS1WR6P...** replaces **UBS1WR6P...**

Inquire with Customer Service on current lead-times and power-data options.

Conference: **Univers**

TQ = Tuohy QuickShip is available in columns tagged with this symbol. To order, insert "TQ" before the product prefix. Ex: TQUBS1W...replaces UBS1W... Inquire with Customer Service on current lead-times and power-data options.

February 1, 2020

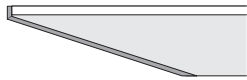
Bevel Self Edge 1.5th
 Wood1 Top (all colors)
 UBS1W...

Shape	sections	pcs	w	d	Seats	Top Code Only	...D	...E	...G	...K	...N	...P	...R	...S	...U	...Y	...Z		
							Code	Code	Code	Cylinder	Plinth	Ryht	Spdtd	Spdtd	Spdtd	URS	Z-A		
							-Vee	-Wire	-X	-	-	-	-	-	-	-	-		
Circle	1	1	30		2-3	...C1...	1155	—	—	—	—	—	2562	—	2652	—	—		
	1	1	36		3-4	...C2...	1524	—	—	—	—	—	2731	—	2919	—	—		
	1	1	42		3-5	...C3...	1524	—	—	—	—	—	2543	—	2811	—	3119		
	1	1	48		4-6	...C4...	1742	—	—	—	—	—	2801	—	3320	—	3444		
	1	1	54		4-7	...C5...	2001	—	—	—	—	—	3374	—	3579	—	3962		
	1	1	60		5-7	...C6...	2319	—	—	—	—	—	3693	—	4403	—	4180		
Square	2	2	66		5-8	...C7...	2652	—	—	—	—	—	4256	—	—	—	7249		
	2	2	72		6-9	...C8...	3059	—	—	—	—	—	5044	—	—	—	—		
	1	1	30	30	2-4	...S1...	1045	—	—	—	—	—	—	2452	—	2542	—		
	1	1	36	36	4	...S2...	1213	—	—	—	—	—	—	2620	—	2608	—		
	1	1	39	42	4	...S3...	1409	—	—	—	—	—	—	2588	—	3004	—		
	1	1	48	48	4-8	...S4...	1636	—	—	—	—	—	—	2865	—	3214	—		
Rectangle	1	1	54	84	4-8	...S5...	1898	—	—	—	—	—	—	3193	—	3746	—		
	1	1	60	60	4-8	...S6...	2192	—	—	—	—	—	—	3646	—	—	7093		
	1	1	42	30	4	...R1...	1141	—	—	—	—	—	—	3954	—	4545	—		
	1	1	60	30	4-6	...R2...	1389	—	—	—	—	—	—	4203	—	4793	—		
	1	1	72	36	4-6	...R3...	1735	—	8807	8294	—	—	—	4547	3355	5139	4127	—	
	1	1	78	39	4-8	...R4...	1947	7735	9222	8507	—	—	—	4761	3568	5352	4340	—	
Video	1	1	84	42	6-8	...R5...	2175	7962	9247	8734	—	—	—	4986	3795	5579	4566	—	
	1	1	90	48	8-12	...R6...	2519	8308	9593	9079	4561	4908	3332	4140	5924	4912	14679	5317	5564
	1	1	96	48	8-12	...R7...	2668	8457	9743	9230	4703	5065	3524	4293	6072	5318	14827	5488	5763
	1	1	108	48	8-12	...R8...	2931	8718	10004	9490	4971	5332	6086	4551	6335	5580	15090	5793	6089
	1	1	120	52	8-14	...R9...	3378	9197	10452	9938	5496	5924	6533	5937	6783	6027	15538	6293	6560
	2	2	132	62	10-14	...R10...	3658	12376	13963	13348	9834	7606	6813	6218	7062	7161	20169	7781	8194
Video	2	2	144	52	10-16	...R11...	3939	12856	14142	13628	7115	7609	8672	6498	9045	7440	20449	8104	8517
	2	2	156	56	10-18	...R12...	4459	13378	17022	14149	8575	8363	9193	7018	9566	8512	20371	8938	9640
	2	2	168	56	10-18	...R13...	4759	13676	17321	14447	8874	8706	9491	7317	9884	9109	21270	9260	9863
	2	2	180	56	12-20	...R14...	5056	13976	17619	14746	9173	9026	9700	7616	10163	9408	21568	9621	10325
	2	2	192	60	12-20	...R15...	5652	14629	20374	17701	11141	11109	10387	9237	10759	11708	22742	11524	12461
	2	2	204	60	12-20	...R16...	5970	17246	20890	16017	11459	11447	12281	9554	12779	12024	27605	11883	12823
Video	2	2	216	60	14-22	...R17...	6287	17564	21208	18335	11776	11788	12598	9871	13096	12342	27922	12244	13182
	2	2	240	60	16-26	...R18...	6885	18160	21804	18932	12371	12430	13194	10467	13691	12938	28518	12926	13865
	1	1	78	39/26	5-7	...V1...	2033	—	—	—	—	—	—	4846	3654	5438	4426	—	
	1	1	84	42/28	5-7	...V2...	2254	—	—	—	—	—	—	5376	3894	5568	4556	—	
	1	1	90	48/36	5-7	...V3...	2613	8401	9686	9173	4654	—	—	5425	4234	6018	5005	14772	5411
	1	1	96	48/36	5-9	...V4...	2788	8555	9841	9327	4808	—	—	5923	4388	6172	5417	14927	5586
Video	1	1	108	48/36	7-9	...V5...	3033	8921	10107	9593	5074	—	—	6189	4654	6438	5923	15192	5996
	1	1	120	52/40	7-11	...V6...	3485	9274	10559	10045	5603	6029	6640	6044	6889	6134	15645	6300	6666
	2	2	132	52/40	7-11	...V7...	3770	12687	13974	13458	6946	7416	6925	6328	7174	7272	20291	7692	8306
	2	2	144	52/40	8-13	...V8...	4054	12972	14629	13743	7260	7725	8789	6914	9160	7527	20565	8219	8633
	2	2	156	56/44	9-15	...V9...	4580	13498	17141	14268	8696	8504	9312	7139	9685	8931	21091	9058	9762
	2	2	168	56/44	9-15	...V10...	4893	13801	17446	14572	9000	8629	9616	7442	9889	9235	21394	9405	10108
Video	2	2	180	56/44	9-15	...V11...	5185	14104	17748	14874	9302	9154	9918	7745	10292	9537	21696	9749	10454
	2	2	192	60/44	11-18	...V12...	5796	17063	20706	17833	11274	11242	10519	9370	10892	11840	22875	11656	12595
	2	2	204	60/44	11-18	...V13...	6108	17384	21028	18155	11596	11586	12418	9893	12316	12162	27742	12020	12860
	2	2	216	60/44	13-20	...V14...	6429	17705	21349	18478	11916	11929	12740	10012	13236	12482	28063	12386	13322
	2	2	240	60/44	13-22	...V15...	7030	18306	21949	19076	12518	12575	13340	10612	13838	13083	28664	13073	14010

IMPORTANT:
 Wood grain direction is along the width dimension (w) on 1-section tops and depth dimension (d) on 2-section tops.
 All top sizes are nominal; actual size may vary by +/-2%.
 Tables will be in multiple sections depending on size; tops may further be in multiple pieces. See listings above.
 < See the Top Options on a previous page for a full range of special top and border treatments that may be applied.
 See the Terms & Options section at the front of the price list for POWER-DATA solutions.

Specify: Product No. & Qty ☐ Denotes wire path provided.
 Edge Shape † Requires field sub-assembly.
 Topping
 Metal Finish
 Wood Finish

Prices listed in Wood1 Finishes.
 CV36



Bevel Metal Edge (MRBAS) 2th

Acid-Etched Glass Top

UBM2A...

Shape	sections		w	d	Seats	Top Code	Top Only	Coda -Vee	Coda -Wire	Coda -X	Cylinder Ø	Plinth Ø	Ryvite	Spyda -T	Spyda -X	Spyda -Y	Uffizi -Loop	Zi-A Ø	Zi-D Ø		
	pcs																				
 Circle	1	1	30	Diam	3-4	...C1...	—	—	—	—	—	—	—	—	—	—	—	—	—	—	
			36	Diam	3-4	...C2...	—	—	—	—	—	—	—	—	—	—	—	—	—	—	—
			42	Diam	3-5	...C3...	—	—	—	—	—	—	—	—	—	—	—	—	—	—	—
			48	Diam	4-6	...C4...	—	—	—	—	—	—	—	—	—	—	—	—	—	—	—
			54	Diam	4-7	...C5...	—	—	—	—	—	—	—	—	—	—	—	—	—	—	—
			60	Diam	5-7	...C6...	—	—	—	—	—	—	—	—	—	—	—	—	—	—	—
	2	66	Diam	5-8	...C7...	—	—	—	—	—	—	—	—	—	—	—	—	—	—	—	
		72	Diam	6-9	...C8...	—	—	—	—	—	—	—	—	—	—	—	—	—	—	—	
 Square	1	1	30	30	2-4	...S1...	5730	—	—	—	—	—	7569	—	7686	—	—	—	—	—	
			36	36	4	...S2...	6661	—	—	—	—	—	—	8499	—	8745	—	—	—	—	—
			42	42	4	...S3...	8147	—	11231	—	—	—	9689	9986	—	10233	—	—	—	—	—
			48	48	4-8	...S4...	9805	—	12889	—	—	—	11413	11868	—	12030	—	—	—	—	—
			54	54	4-8	...S5...	11622	—	—	—	—	—	13333	—	—	14055	—	—	—	—	—
			60	60	4-8	...S6...	13606	—	—	—	—	—	15414	—	—	16037	—	—	—	—	—
 Rectangle	1	1	42	30	4	...R1...	8658	—	—	—	—	—	12336	—	13110	—	—	—	—	—	
			60	30	4-6	...R2...	9951	—	—	—	—	—	—	13628	—	14403	—	—	—	—	—
			72	36	4-6	...R3...	11825	—	21072	20400	—	—	—	15503	13944	16276	14953	—	—	—	—
			78	39	6-8	...R4...	12911	—	21103	21486	—	—	—	16588	15031	17361	16038	—	16514	16873	—
			84	42	6-8	...R5...	14078	21646	23328	22655	—	—	—	17757	16197	18530	17208	—	17708	18070	—
			90	48	6-8	...R6...	15952	23519	25200	24528	18620	19075	19631	18071	20402	19080	31847	19609	19972	—	
			96	48	6-12	...R7...	16861	24429	26110	25440	19530	20000	20987	18980	21311	20326	32756	20550	20909	—	
			108	48	8-12	...R8...	18632	26198	27879	27207	21300	21797	22757	20751	23082	22096	34527	22373	22735	—	
		2	120	52	8-14	...R9...	21503	29071	30750	30080	24272	24830	25629	24849	25953	24968	37399	25302	25663	—	
			132	52	8-14	...R10...	23383	35042	36722	36049	27535	28152	27507	26729	27834	27962	44966	28771	29313	—	
			144	52	10-16	...R11...	25260	36919	38599	37927	29412	30059	31449	28606	31935	29840	46843	30706	31245	—	
			156	56	10-18	...R12...	28772	40432	45194	41439	34155	33902	34961	32118	35447	34461	50356	34627	35547	—	
			168	56	10-18	...R13...	30761	42420	47184	43428	36143	35922	36949	34107	37437	36450	52346	36673	37592	—	
			180	56	12-20	...R14...	32751	44409	49173	45419	38132	37940	38940	36097	39427	38440	54334	38716	39638	—	
			192	60	12-20	...R15...	36704	51445	56209	52452	43877	43835	42890	41390	43378	44618	59043	44378	45605	—	
			204	60	12-20	...R16...	38804	53546	58309	54553	45978	45965	47055	43489	47703	46720	67085	46534	47761	—	
			216	60	14-22	...R17...	40904	55645	60409	56651	48077	48094	49153	45589	49803	48818	69184	48691	49915	—	
			240	60	16-26	...R18...	45052	59793	64557	60801	52228	52302	53303	49738	53952	52967	73332	52952	54180	—	
 Video	1	1	78	39/26	5-7	...V1...	13023	—	—	—	—	—	16699	15141	17473	16151	—	—	—		
			84	42/28	5-7	...V2...	14198	—	—	—	—	—	—	17875	16315	18647	17325	—	—	—	
			90	48/36	5-7	...V3...	16076	—	25325	24651	18743	—	—	19753	18193	20526	19204	31971	—	—	
			96	48/36	5-9	...V4...	16989	—	26239	25567	19659	—	—	21116	19108	21441	20455	32886	—	—	
			108	48/36	7-9	...V5...	18765	—	28012	27340	21433	—	—	22889	20884	23215	22228	34659	—	—	
		2	120	52/40	7-11	...V6...	21643	29210	30892	30219	24413	24971	25769	24989	26095	25109	37538	25443	25804	—	
			132	52/40	7-11	...V7...	23527	35187	36867	36195	27680	28297	27652	26874	27978	28107	45111	28915	29456	—	
			144	52/40	9-13	...V8...	25413	37069	38751	38078	29565	30211	31599	28758	32087	29993	46995	30858	31396	—	
			156	56/44	9-15	...V9...	28929	40588	45349	41594	34310	34059	35115	32275	35603	34617	50511	34784	35704	—	
			168	56/44	9-15	...V10...	30925	42581	47345	43589	36306	36082	37111	34268	37598	36612	52507	36834	37753	—	
			180	56/44	9-15	...V11...	32920	44578	49340	45586	38301	38108	39107	36264	39593	38606	54503	38887	39805	—	
			192	60/44	11-18	...V12...	36378	51618	56383	52627	44052	44009	43066	41563	43554	44792	59219	44552	45780	—	
			204	60/44	11-18	...V13...	38982	53723	58488	54731	46156	46144	47234	43669	47882	46897	67265	46713	47939	—	
			216	60/44	13-20	...V14...	41090	55829	60591	56835	48262	48279	49337	45771	49988	49002	69369	48875	50099	—	
			240	60/44	13-22	...V15...	45244	59984	64747	60991	52419	52492	53494	49928	54141	53156	73524	53143	54369	—	

! IMPORTANT:


Grain direction is along the width dimension (w) on 1-section tops and depth dimension (d) on multi-section tops.

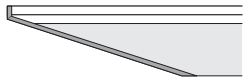
All top sizes are nominal; actual size may vary by +/-2%.

Tables will be in multiple sections depending on size; tops may further be in multiple pieces. See listings above.

< See the Top Options on a previous page for a full range of special top and border treatments that may be applied

See the Terms & Options section at the front of the price list for POWER-DATA solutions.





Bevel Metal Edge (MRBAS) 2th

Acid-Etched Laminated Glass Top

UBM2L...



Shape	sections		w	d	Seats	Top Code	Top Only	Coda -Vee	Coda -Wire	Coda -X	Cylinder Ø	Plinth Ø	Ryvite	Spyda -T	Spyda -X	Spyda -Y	Uffizi -Loop	Zi-A Ø	Zi-D Ø	
	pcs																			
 Circle	1	1	30	Diam	3-4	...C1...	—	—	—	—	—	—	—	—	—	—	—	—	—	
			36	Diam	3-4	...C2...	—	—	—	—	—	—	—	—	—	—	—	—	—	—
			42	Diam	3-5	...C3...	—	—	—	—	—	—	—	—	—	—	—	—	—	—
			48	Diam	4-6	...C4...	—	—	—	—	—	—	—	—	—	—	—	—	—	—
			54	Diam	4-7	...C5...	—	—	—	—	—	—	—	—	—	—	—	—	—	—
			60	Diam	5-7	...C6...	—	—	—	—	—	—	—	—	—	—	—	—	—	—
	2	1	66	Diam	5-8	...C7...	—	—	—	—	—	—	—	—	—	—	—	—	—	—
		2	72	Diam	6-9	...C8...	—	—	—	—	—	—	—	—	—	—	—	—	—	—
 Square	1	1	30	30	2-4	...S1...	6407	—	—	—	—	—	8244	—	8364	—	—	—	—	
			1	36	36	4	...S2...	7636	—	—	—	—	—	9475	—	9720	—	—	—	—
			1	42	42	4	...S3...	9476	—	12559	—	—	11017	11315	—	11561	—	—	—	—
			1	48	48	4-8	...S4...	11540	—	14623	—	—	13148	13605	—	13768	—	—	—	—
			1	54	54	4-8	...S5...	13822	—	—	—	—	15529	—	—	16253	—	—	—	—
			1	60	60	4-8	...S6...	16316	—	—	—	—	18126	—	—	18750	—	—	—	—
 Rectangle	1	1	42	30	4	...R1...	9606	—	—	—	—	—	13285	—	14059	—	—	—	—	
			1	60	30	4-6	...R2...	11307	—	—	—	—	—	14984	—	15758	—	—	—	—
			1	72	36	4-6	...R3...	13776	—	23025	22354	—	—	17455	15894	18227	16907	—	—	—
			1	78	39	6-8	...R4...	15202	—	24450	23778	—	—	18880	17320	19652	18331	—	18803	19164
			1	84	42	6-8	...R5...	16738	24303	25986	25311	—	—	20414	18856	21187	19864	—	20367	20727
			1	90	48	6-8	...R6...	19207	26773	28454	27782	21875	22328	22884	21326	23658	22335	35102	22863	23225
			1	96	48	6-12	...R7...	20333	27898	29580	28908	23001	23468	24457	22451	24783	23796	36228	24019	24379
			1	108	48	8-12	...R8...	22536	30102	31783	31111	25202	25701	26660	24654	26986	25999	38430	26277	26639
			1	120	52	8-14	...R9...	26204	33770	35450	34779	28971	29532	30328	29547	30655	29667	42099	30001	30362
		2	2	132	52	8-14	...R10...	28552	40210	41891	41219	32705	33321	32678	31898	33001	33132	50135	33940	34480
			2	144	52	10-16	...R11...	30901	42558	44241	43568	35053	35701	37088	34247	37577	35478	52484	36346	36886
			2	156	56	10-18	...R12...	35350	47009	51773	48017	40733	40481	41539	38698	42026	41039	56934	41207	42125
			2	168	56	10-18	...R13...	37848	49505	54268	50511	43228	43006	44034	41193	44522	43533	59430	43757	44677
			2	180	56	12-20	...R14...	40344	52000	56765	53009	45724	45533	46530	43690	47018	46032	61926	46310	47232
			2	192	60	12-20	...R15...	45378	60119	64884	61129	52552	52512	51568	50065	52054	53293	67720	53054	54280
			2	204	60	12-20	...R16...	48021	62762	67526	63769	55197	55181	56271	52707	56922	55937	76302	55751	56979
			2	216	60	14-22	...R17...	50665	65404	70166	66411	57838	57855	58914	55349	59563	58578	78945	58450	59676
			2	240	60	16-26	...R18...	55897	70638	75402	71647	63072	63149	64150	60584	64797	63812	84177	63797	65026
 Video	1	1	78	39/26	5-7	...V1...	15313	—	—	—	—	—	18992	17433	19765	18442	—	—	—	
			1	84	42/28	5-7	...V2...	16855	—	—	—	—	—	20530	18973	21304	19982	—	—	—
			1	90	48/36	5-7	...V3...	19330	—	28576	27905	21997	—	23005	21447	23779	22457	35223	—	—
			1	96	48/36	5-9	...V4...	20460	—	29709	29036	23129	—	24586	22579	24910	23925	36354	—	—
			1	108	48/36	7-9	...V5...	22669	—	31917	31244	25337	—	26793	24787	27119	26132	38563	—	—
			1	120	52/40	7-11	...V6...	26343	33908	35591	34918	29113	29670	30469	29689	30792	29807	42238	30142	30502
		2	2	132	52/40	7-11	...V7...	28697	40354	42036	41364	32850	33466	32824	32044	33148	33278	50280	34086	34625
			2	144	52/40	9-13	...V8...	31051	42710	44391	43719	35203	35851	37239	34398	37727	35631	52634	36497	37037
			2	156	56/44	9-15	...V9...	35508	47165	51931	48174	40891	40638	41697	38854	42185	41196	57092	41364	42282
			2	168	56/44	9-15	...V10...	38011	49667	54432	50674	43391	43170	44196	41356	44685	43699	59594	43920	44843
			2	180	56/44	9-15	...V11...	40510	52168	56931	53176	45891	45698	46697	43857	47185	46198	62093	46477	47397
			2	192	60/44	11-18	...V12...	45552	60294	65058	61303	52728	52686	51742	50238	52229	53468	67892	53228	54454
			2	204	60/44	11-18	...V13...	48202	62943	67706	63951	55375	55363	56451	52887	57101	56115	76482	55930	57159
			2	216	60/44	13-20	...V14...	50848	65589	70353	66595	58023	58039	59098	55533	59749	58764	79130	58635	59862
			2	240	60/44	13-22	...V15...	56087	70826	75593	71836	63262	63337	64338	60772	64986	64000	84368	63986	65215

! IMPORTANT:


Wood grain direction is along the width dimension (w) on 1-section tops and depth dimension (d) on 2-section tops.

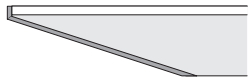
All top sizes are nominal; actual size may vary by +/-2%.

Tables will be in multiple sections depending on size; tops may further be in multiple pieces. See listings above.

< See the Top Options on a previous page for a full range of special top and border treatments that may be applied.

See the Terms & Options section at the front of the price list for POWER-DATA solutions.





Bevel Metal Edge (MRBAS) 2th

Back-Painted Glass Top

UBM2B.....

Shape	sections		w	d	Seats	Top Code	Top Only	Coda -Vee	Coda -Wire	Coda -X	Cylinder Ø	Plinth Ø	Ryvit	Spyda -T	Spyda -X	Spyda -Y	Uffizi -Loop	Zi-A Ø	Zi-D Ø	
	pcs																			
 Circle	1	1	30	Diam	3-4	...C1...	—	—	—	—	—	—	—	—	—	—	—	—	—	
			36	Diam	3-4	...C2...	—	—	—	—	—	—	—	—	—	—	—	—	—	—
			42	Diam	3-5	...C3...	—	—	—	—	—	—	—	—	—	—	—	—	—	—
			48	Diam	4-6	...C4...	—	—	—	—	—	—	—	—	—	—	—	—	—	—
			54	Diam	4-7	...C5...	—	—	—	—	—	—	—	—	—	—	—	—	—	—
			60	Diam	5-7	...C6...	—	—	—	—	—	—	—	—	—	—	—	—	—	—
	2	66	Diam	5-8	...C7...	—	—	—	—	—	—	—	—	—	—	—	—	—	—	—
		72	Diam	6-9	...C8...	—	—	—	—	—	—	—	—	—	—	—	—	—	—	—
 Square	1	1	30	30	2-4	...S1...	5216	—	—	—	—	—	6967	—	7080	—	—	—	—	
			36	36	4	...S2...	6295	—	—	—	—	—	—	8135	—	8382	—	—	—	—
			42	42	4	...S3...	7654	—	10735	—	—	—	9194	9491	—	9738	—	—	—	—
			48	48	4-8	...S4...	9162	—	12244	—	—	—	10768	11224	—	11385	—	—	—	—
			54	54	4-8	...S5...	10807	—	—	—	—	—	12515	—	—	13236	—	—	—	—
			60	60	4-8	...S6...	12598	—	—	—	—	—	14407	—	—	15031	—	—	—	—
 Rectangle	1	1	42	30	4	...R1...	8304	—	—	—	—	—	11983	—	12756	—	—	—	—	
			60	30	4-6	...R2...	9447	—	—	—	—	—	—	13125	—	13897	—	—	—	—
			72	36	4-6	...R3...	11098	—	20345	19675	—	—	—	14775	13218	15548	14227	—	—	—
			78	39	6-8	...R4...	12056	—	21304	20635	—	—	—	15735	14175	16508	15185	—	15657	16020
			84	42	6-8	...R5...	13091	20659	22339	21667	—	—	—	16769	15210	17543	16220	—	16722	17081
			90	48	6-8	...R6...	14741	22308	23990	23317	17410	17864	18420	16860	19192	17870	30636	18399	18761	
			96	48	6-12	...R7...	15571	23138	24819	24148	18240	18708	19697	17690	20022	19034	31467	19258	19619	
			108	48	8-12	...R8...	17180	24745	26427	25755	19848	20344	21303	19298	21629	20642	33073	20921	21281	
		2	120	52	8-14	...R9...	19755	27322	29002	28331	22524	23083	23881	23101	24207	23220	35651	23553	23916	
			132	52	8-14	...R10...	21460	33116	34799	34126	25612	26228	25585	24807	25910	26039	43042	26847	27389	
			144	52	10-16	...R11...	23164	34822	36503	35829	27317	27962	29351	26510	29838	27744	44747	28608	29148	
			156	56	10-18	...R12...	26325	37983	42745	38990	31706	31453	32511	29670	32999	32014	47907	32178	33098	
			168	56	10-18	...R13...	28125	39784	44548	40791	33507	33286	34313	31471	34800	33813	49709	34037	34956	
			180	56	12-20	...R14...	29926	41584	46346	42593	35307	35114	36114	33271	36601	35615	51509	35893	36812	
			192	60	12-20	...R15...	33474	48216	52980	49224	40650	40608	39664	38161	40152	41391	55815	41151	42377	
			204	60	12-20	...R16...	35374	50115	54878	51122	42549	42533	43622	40059	44274	43288	63654	43102	44331	
			216	60	14-22	...R17...	37272	52014	56776	53019	44446	44463	45521	41956	46171	45185	65552	45058	46284	
			240	60	16-26	...R18...	41016	55756	60523	56765	48191	48268	49267	45703	49915	48933	69298	48916	50144	
 Video	1	1	78	39/26	5-7	...V1...	12169	—	—	—	—	—	15848	14289	16620	15297	—	—	—	
			84	42/28	5-7	...V2...	13207	—	—	—	—	—	—	16886	15327	17660	16338	—	—	—
			90	48/36	5-7	...V3...	14865	—	24112	23440	17532	—	—	18542	16983	19316	17992	30760	—	—
			96	48/36	5-9	...V4...	15700	—	24948	24275	18367	—	—	19825	17818	20151	19164	31595	—	—
			108	48/36	7-9	...V5...	17313	—	26560	25886	19979	—	—	21437	19431	21762	20775	33207	—	—
		2	120	52/40	7-11	...V6...	19894	27461	29143	28470	22664	23222	24020	23240	24346	23359	35791	23693	24055	
			132	52/40	7-11	...V7...	21605	33263	34944	34270	25757	26373	25730	24951	26055	26183	43187	26993	27534	
			144	52/40	9-13	...V8...	23314	34973	36654	35980	27468	28112	29503	26660	29988	27894	44900	28759	29299	
			156	56/44	9-15	...V9...	26482	38138	42902	39145	31862	31610	32667	29828	33156	32169	48064	32335	33254	
			168	56/44	9-15	...V10...	28286	39946	44709	40953	33667	33446	34475	31632	34962	33976	49871	34198	35117	
			180	56/44	9-15	...V11...	30094	41753	46516	42761	35475	35283	36282	33439	36769	35780	51678	36062	36981	
			192	60/44	11-18	...V12...	33649	48390	53152	49396	40822	40781	39835	38333	40323	41563	55988	41322	42550	
			204	60/44	11-18	...V13...	35552	50293	55056	51301	42726	42713	43803	40238	44451	43465	63834	43283	44509	
			216	60/44	13-20	...V14...	37457	52197	56960	53204	44631	44646	45706	42140	46356	45370	65737	45244	46468	
			240	60/44	13-22	...V15...	41208	55948	60712	56956	48384	48457	49458	45892	50106	49121	69488	49107	50334	

! IMPORTANT:


Grain direction is along the width dimension (w) on 1-section tops and depth dimension (d) on 2-section tops.

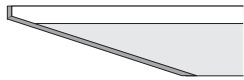
All top sizes are nominal; actual size may vary by +/-2%.

Tables will be in multiple sections depending on size; tops may further be in multiple pieces. See listings above.

< See the Top Options on a previous page for a full range of special top and border treatments that may be applied.

See the Terms & Options section at the front of the price list for POWER-DATA solutions.





Bevel Metal Edge (MRBAS) 2th

Acrylic Solid Surface Top: Avonite® Polaris UBM2C...



Shape	sections	pcs	w	d	Seats	Top Code	Top Only	Coda -Vee	Coda -Wire	Coda -X	Cylinder Ø	Plinth Ø	Ryvit	Spyda -T	Spyda -X	Spyda -Y	Uffizi -Loop	Zi-A Ø	Zi-D Ø	
<p>Circle</p>	1	1	30	Diam	3-4	...C1...	—	—	—	—	—	—	—	—	—	—	—	—	—	
		1	36	Diam	3-4	...C2...	—	—	—	—	—	—	—	—	—	—	—	—	—	—
		1	42	Diam	3-5	...C3...	—	—	—	—	—	—	—	—	—	—	—	—	—	—
		1	48	Diam	4-6	...C4...	—	—	—	—	—	—	—	—	—	—	—	—	—	—
		1	54	Diam	4-7	...C5...	—	—	—	—	—	—	—	—	—	—	—	—	—	—
	2	1	60	Diam	5-7	...C6...	—	—	—	—	—	—	—	—	—	—	—	—	—	—
		1	66	Diam	5-8	...C7...	—	—	—	—	—	—	—	—	—	—	—	—	—	—
		1	72	Diam	6-9	...C8...	—	—	—	—	—	—	—	—	—	—	—	—	—	—
<p>Square</p>	1	1	30	30	2-4	...S1...	4892	—	—	—	—	—	6731	—	6850	—	—	—	—	
		1	36	36	4	...S2...	5455	—	—	—	—	—	—	7294	—	7541	—	—	—	—
		1	42	42	4	...S3...	6507	—	15755	—	—	—	8049	8346	—	8592	—	—	—	—
		1	48	48	4-8	...S4...	7664	—	16913	—	—	—	9272	9726	—	9889	—	—	—	—
		1	54	54	4-8	...S5...	8914	—	—	—	—	—	10622	—	—	11346	—	—	—	—
		1	60	60	4-8	...S6...	10260	—	—	—	—	—	12069	—	—	12690	—	—	—	—
<p>Rectangle</p>	1	1	42	30	4	...R1...	7487	—	—	—	—	—	11165	—	11938	—	—	—	—	
		1	60	30	4-6	...R2...	8280	—	—	—	—	—	—	11957	—	12731	—	—	—	—
		1	72	36	4-6	...R3...	9416	—	18664	17990	—	—	—	13092	11534	13865	12543	—	—	—
		1	78	39	6-8	...R4...	10082	—	19331	18659	—	—	—	13760	12200	14532	13211	—	13685	14045
		1	84	42	6-8	...R5...	10801	18366	20048	19376	—	—	—	14476	12919	15251	13927	—	14432	14791
		1	90	48	6-8	...R6...	11938	19505	21186	20514	14607	15062	15615	14057	16389	15067	27834	15595	15957	
		1	96	48	6-12	...R7...	12580	20147	21827	21156	15247	15717	16706	14698	17030	16043	28475	16266	16626	
		1	108	48	8-12	...R8...	13812	21380	23060	22390	16481	16980	17937	15930	18263	17276	29709	17556	17918	
		1	120	52	8-14	...R9...	15705	23271	24952	24279	18474	19032	19829	19050	20154	19167	31599	19503	19864	
		2	2	132	52	8-14	...R10...	17003	28661	30343	29668	21156	21770	21128	20348	21454	21582	38587	22392	22932
			2	144	52	10-16	...R11...	18302	29958	31640	30966	22454	23099	24490	21647	24977	22881	39886	23747	24286
			2	156	56	10-18	...R12...	20653	32311	37075	33320	26033	25783	26841	23999	27329	26342	42237	26508	27426
			2	168	56	10-18	...R13...	22018	33677	38440	34683	27399	27178	28207	25364	28692	27705	43602	27929	28849
			2	180	56	12-20	...R14...	23383	35042	39804	36049	28764	28571	29570	26729	30058	29072	44966	29350	30270
			2	192	60	12-20	...R15...	25998	40737	45503	41745	33171	33129	32184	30684	32674	33913	48337	33672	34899
			2	204	60	12-20	...R16...	27428	42168	46932	43176	34600	34588	35679	32112	36325	35342	55709	35159	36383
			2	216	60	14-22	...R17...	28857	43599	48362	44607	36033	36049	37108	33543	37757	36773	57137	36645	37871
			2	240	60	16-26	...R18...	31670	46410	51173	47417	38843	38919	39919	36353	40567	39584	59951	39568	40795
<p>Video</p>	1	1	78	39/26	5-7	...V1...	10195	—	—	—	—	—	13871	12314	13321	13321	—	—	—	
		1	84	42/28	5-7	...V2...	10919	—	—	—	—	—	—	14595	13037	14046	14046	—	—	—
		1	90	48/36	5-7	...V3...	12060	—	21308	20637	14730	—	—	15737	14180	15189	15189	27955	—	—
		1	96	48/36	5-9	...V4...	12709	—	21956	21283	15376	—	—	16832	14826	16171	16171	28603	—	—
		1	108	48/36	7-9	...V5...	13947	—	23193	22520	16613	—	—	18071	16064	17410	17410	29841	—	—
		1	120	52/40	7-11	...V6...	15844	23410	25092	24420	18614	19170	19969	19190	19307	19307	31738	19642	20004	
		2	2	132	52/40	7-11	...V7...	17149	28806	30488	29813	21301	21915	21273	20494	21728	21728	38732	22537	23078
			2	144	52/40	9-13	...V8...	18452	30112	31791	31119	22604	23251	24641	21798	23032	23032	40035	23898	24437
			2	156	56/44	9-15	...V9...	20811	32468	37232	33474	26191	25940	26999	24155	26499	26499	42394	26664	27583
			2	168	56/44	9-15	...V10...	22180	33838	38600	34845	27561	27340	28366	25526	27868	27868	43762	28091	29012
			2	180	56/44	9-15	...V11...	23550	35209	39973	36217	28933	28740	29739	26897	29238	29238	45134	29516	30439
			2	192	60/44	11-18	...V12...	26170	40910	45675	41917	33345	33301	32359	30857	34085	34085	48510	33843	35072
			2	204	60/44	11-18	...V13...	27607	42346	47110	43355	34781	34768	35857	32291	35520	35520	55888	35336	36564
			2	216	60/44	13-20	...V14...	29043	43784	48546	44791	36217	36233	37293	33727	36956	36956	57323	36831	38054
			2	240	60/44	13-22	...V15...	31859	46600	51362	47607	39033	39109	40109	36542	39773	39773	60139	39757	40984

! IMPORTANT:


Wood grain direction is along the width dimension (w) on 1-section tops and depth dimension (d) on 2-section tops.

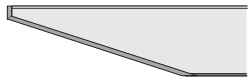
All top sizes are nominal; actual size may vary by +/-2%.

Tables will be in multiple sections depending on size; tops may further be in multiple pieces. See listings above.

< See the Top Options on a previous page for a full range of special top and border treatments that may be applied.

See the Terms & Options section at the front of the price list for POWER-DATA solutions.





Bevel Metal Edge (MRBAS) 2th

Faux Leather Top (Silex-all colors)

UBM2F...



Shape	sections		w	d	Seats	Top Code	...D	...E	...G	...K	...N	...P	...R	...S	...T	...U	...V	...Y	...Z		
	pcs						Top Only	Coda -Vee	Coda -Wire	Coda -X	Cylinder Ø	Plinth Ø	Ryvit	Spyda -T	Spyda -X	Spyda -Y	Uffizi -Loop	Zi-A Ø	Zi-D Ø		
 Circle	1	1	30	Diam	3-4	...C1...	—	—	—	—	—	—	—	—	—	—	—	—	—		
				36	Diam	3-4	...C2...	—	—	—	—	—	—	—	—	—	—	—	—	—	
				42	Diam	3-5	...C3...	—	—	—	—	—	—	—	—	—	—	—	—	—	
				48	Diam	4-6	...C4...	—	—	—	—	—	—	—	—	—	—	—	—	—	
				54	Diam	4-7	...C5...	—	—	—	—	—	—	—	—	—	—	—	—	—	
				60	Diam	5-7	...C6...	—	—	—	—	—	—	—	—	—	—	—	—	—	
	2	1	66	Diam	5-8	...C7...	—	—	—	—	—	—	—	—	—	—	—	—	—	—	
				72	Diam	6-9	...C8...	—	—	—	—	—	—	—	—	—	—	—	—	—	
 Square	1	1	30	30	2-4	...S1...	4183	—	—	—	—	—	6022	—	6141	—	—	—	—		
				36	36	4	...S2...	4438	—	—	—	—	—	6276	—	6523	—	—	—	—	
				42	42	4	...S3...	5121	—	8204	—	—	6663	6960	—	7207	—	—	—	—	
				48	48	4-8	...S4...	5852	—	8936	—	—	7462	7916	—	8078	—	—	—	—	
				54	54	4-8	...S5...	6621	—	—	—	—	8328	—	—	9053	—	—	—	—	
				60	60	4-8	...S6...	7431	—	—	—	—	9240	—	—	9862	—	—	—	—	
 Rectangle	1	1	42	30	4	...R1...	6497	—	—	—	—	—	10174	—	10948	—	—	—	—		
				60	30	4-6	...R2...	6864	—	—	—	—	—	10541	—	11315	—	—	—	—	
				72	36	4-6	...R3...	7378	—	16625	15952	—	—	11055	9495	11827	10505	—	—	—	
				78	39	6-8	...R4...	7692	—	16940	16268	—	—	11369	9809	12141	10820	—	11293	11654	
				84	42	6-8	...R5...	8025	15592	17273	16602	—	—	11704	10145	12478	11154	—	11656	12017	
				90	48	6-8	...R6...	8540	16108	17788	17118	11208	11663	12218	10659	12991	11669	24436	12197	12561	
				96	48	6-12	...R7...	8957	16523	18205	17532	11624	12096	13083	11075	13406	12419	24851	12644	13004	
				108	48	8-12	...R8...	9737	17302	18985	18312	12404	12902	13861	11855	14187	13200	25631	13478	13840	
				120	52	8-14	...R9...	10798	18365	20044	19374	13568	14127	14924	14144	15250	14263	26693	14596	14959	
		2	4	132	52	8-14	...R10...	11608	23265	24945	24272	15760	16375	15733	14953	16057	16187	33191	16996	17534	
					144	52	10-16	...R11...	12414	24072	25755	25081	16568	17213	18603	15761	19089	16995	33999	17860	18399
					156	56	10-18	...R12...	13784	25443	30205	26451	19165	18914	19972	17129	20459	19473	35368	19638	20557
					168	56	10-18	...R13...	14621	26278	31044	27288	20003	19782	20810	17968	21297	20310	36204	20530	21452
					180	56	12-20	...R14...	15457	27117	31879	28124	20839	20646	21646	18803	22132	21146	37041	21424	22344
					192	60	12-20	...R15...	16940	31680	36444	32688	24114	24070	23125	21625	23613	24853	39281	24613	25841
					204	60	12-20	...R16...	17805	32546	37309	33553	24980	24965	26055	22489	26703	25719	46086	25534	26761
					216	60	14-22	...R17...	18670	33410	38173	34417	25843	25859	26919	23354	27567	26582	46950	26457	27681
					240	60	16-26	...R18...	20347	35087	39852	36095	27522	27596	28597	25031	29246	28263	48628	28246	29474
 Video	1	1	78	39/26	5-7	...V1...	7805	—	—	—	—	—	11480	9921	12254	10931	—	—	—		
				84	42/28	5-7	...V2...	8145	—	—	—	—	—	11823	10263	12595	11272	—	—	—	
				90	48/36	5-7	...V3...	8666	—	17913	17241	11333	—	12342	10783	13115	11794	24561	—	—	
				96	48/36	5-9	...V4...	9085	—	18333	17661	11753	—	13211	11204	13536	12550	24981	—	—	
				108	48/36	7-9	...V5...	9871	—	19118	18447	12539	—	13997	11989	14321	13336	25767	—	—	
		2	3	120	52/40	7-11	...V6...	10936	18503	20184	19513	13707	14265	15064	14284	15389	14403	26834	14736	15098	
					132	52/40	7-11	...V7...	11752	23410	25092	24419	15905	16521	15878	15098	16201	16332	33335	17140	17679
					144	52/40	9-13	...V8...	12566	24222	25906	25231	16717	17364	18754	15912	19243	17146	34150	18011	18551
					156	56/44	9-15	...V9...	13943	25600	30362	26606	19322	19072	20128	17288	20616	19631	35526	19796	20715
					168	56/44	9-15	...V10...	14783	26441	31205	27449	20165	19944	20971	18128	21458	20471	36367	20694	21613
					180	56/44	9-15	...V11...	15625	27286	32047	28293	21007	20814	21815	18972	22301	21313	37208	21592	22513
					192	60/44	11-18	...V12...	17113	31853	36618	32862	24289	24244	23301	21798	23789	25028	39454	24787	26016
					204	60/44	11-18	...V13...	17984	32723	37490	33732	25157	25144	26234	22669	26883	25898	46265	25714	26941
					216	60/44	13-20	...V14...	18853	33595	38357	34600	26028	26046	27104	23540	27753	26768	47133	26640	27867
				240	60/44	13-22	...V15...	20539	35278	40043	36287	27712	27788	28789	25223	29437	28451	48819	28438	29665	

! IMPORTANT:


Grain direction is along the width dimension (w) on 1-section tops and depth dimension (d) on 2-section tops.

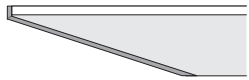
All top sizes are nominal; actual size may vary by +/-2%.

Tables will be in multiple sections depending on size; tops may further be in multiple pieces. See listings above.

< See the Top Options on a previous page for a full range of special top and border treatments that may be applied.

See the Terms & Options section at the front of the price list for POWER-DATA solutions.





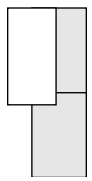
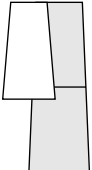


Bevel Metal Edge (MRBAS) 2th

HPL Top (Formica® 949 White)

UBM2H...



Shape	sections		w	d	Seats	Top Code	Top Only	Coda -Vee	Coda -Wire	Coda -X	Cylinder Ø	Plinth Ø	Ryvite	Spyda -T	Spyda -X	Spyda -Y	Uffizi -Loop	Zi-A Ø	Zi-D Ø	
	pcs																			
 Circle	1	1	30	Diam	3-4	...C1...	—	—	—	—	—	—	—	—	—	—	—	—	—	
			36	Diam	3-4	...C2...	—	—	—	—	—	—	—	—	—	—	—	—	—	—
			42	Diam	3-5	...C3...	—	—	—	—	—	—	—	—	—	—	—	—	—	—
			48	Diam	4-6	...C4...	—	—	—	—	—	—	—	—	—	—	—	—	—	—
			54	Diam	4-7	...C5...	—	—	—	—	—	—	—	—	—	—	—	—	—	—
			60	Diam	5-7	...C6...	—	—	—	—	—	—	—	—	—	—	—	—	—	—
	2	1	66	Diam	5-8	...C7...	—	—	—	—	—	—	—	—	—	—	—	—	—	—
		2	72	Diam	6-9	...C8...	—	—	—	—	—	—	—	—	—	—	—	—	—	—
 Square	1	1	30	30	2-4	...S1...	4115	—	—	—	—	—	5954	—	6072	—	—	—	—	
			36	36	4	...S2...	4334	—	—	—	—	—	—	6174	—	6421	—	—	—	—
			42	42	4	...S3...	4985	—	8067	—	—	—	6525	6822	—	7069	—	—	—	—
			48	48	4-8	...S4...	5676	—	8757	—	—	—	7282	7738	—	7899	—	—	—	—
			54	54	4-8	...S5...	6393	—	—	—	—	—	8102	—	—	8826	—	—	—	—
			60	60	4-8	...S6...	7149	—	—	—	—	—	8958	—	—	9581	—	—	—	—
 Rectangle	1	1	42	30	4	...R1...	6397	—	—	—	—	—	10076	—	10847	—	—	—	—	
			60	30	4-6	...R2...	6723	—	—	—	—	—	—	10402	—	11174	—	—	—	—
			72	36	4-6	...R3...	7176	—	16424	15751	—	—	—	10853	9294	11626	10302	—	—	—
			78	39	6-8	...R4...	7455	—	16701	16030	—	—	—	11132	9573	11905	10583	—	11056	11415
			84	42	6-8	...R5...	7752	15318	17000	16329	—	—	—	11430	9871	12202	10881	—	11383	11742
			90	48	6-8	...R6...	8205	15771	17454	16780	10871	11327	11882	10323	12655	11333	24099	11863	12224	
			96	48	6-12	...R7...	8598	16165	17846	17174	11265	11736	12722	10717	13048	12063	24493	12285	12646	
			108	48	8-12	...R8...	9333	16899	18581	17908	12001	12499	13459	11451	13784	12798	25229	13076	13438	
			120	52	8-14	...R9...	10314	17878	19561	18888	13083	13641	14438	13659	14764	13776	26209	14112	14472	
		2	2	132	52	8-14	...R10...	11073	22731	24412	23739	15225	15840	15197	14417	15524	15651	32656	16461	17001
				144	52	10-16	...R11...	11833	23491	25171	24497	15984	16631	18018	15179	18507	16411	33414	17276	17817
				156	56	10-18	...R12...	13104	24763	29527	25771	18485	18235	19292	16451	19781	18793	34688	18960	19879
				168	56	10-18	...R13...	13889	25546	30312	26554	19270	19049	20076	17234	20563	19577	35472	19799	20721
				180	56	12-20	...R14...	14674	26331	31094	27337	20055	19862	20860	18017	21347	20361	36257	20639	21558
				192	60	12-20	...R15...	16043	30784	35548	31791	23219	23175	22232	20728	22719	23959	38383	23718	24944
				204	60	12-20	...R16...	16853	31592	36354	32600	24026	24012	25101	21538	25751	24765	45133	24581	25808
				216	60	14-22	...R17...	17660	32401	37164	33408	24836	24850	25910	22344	26560	25574	45941	25447	26672
				240	60	16-26	...R18...	19225	33965	38731	34974	26400	26477	27476	23911	28125	27142	47507	27124	28353
 Video	1	1	78	39/26	5-7	...V1...	7567	—	—	—	—	—	11245	9685	12017	10694	—	—	—	
			84	42/28	5-7	...V2...	7871	—	—	—	—	—	—	11549	9990	12321	10998	—	—	—
			90	48/36	5-7	...V3...	8327	—	17575	16903	10995	—	—	12006	10446	12776	11455	24221	—	—
			96	48/36	5-9	...V4...	8727	—	17975	17302	11395	—	—	12853	10845	13176	12191	24623	—	—
			108	48/36	7-9	...V5...	9466	—	18714	18042	12135	—	—	13592	11585	13918	12931	25362	—	—
			120	52/40	7-11	...V6...	10452	18017	19699	19028	13223	13779	14578	13799	14902	13917	26348	14250	14611	
		2	2	132	52/40	7-11	...V7...	11219	22876	24557	23884	15370	15985	15342	14563	15669	15796	32801	16607	17147
				144	52/40	9-13	...V8...	11984	23640	25325	24649	16136	16782	18170	15330	18659	16563	33568	17429	17969
				156	56/44	9-15	...V9...	13260	24920	29683	25928	18642	18391	19450	16607	19936	18948	34843	19116	20034
				168	56/44	9-15	...V10...	14050	25709	30472	26717	19432	19212	20238	17398	20726	19739	35633	19963	20881
				180	56/44	9-15	...V11...	14840	26499	31263	27506	20223	20030	21029	18187	21515	20528	36425	20808	21728
				192	60/44	11-18	...V12...	16217	30957	35719	31964	23391	23348	22403	20901	22890	24129	38557	23889	25116
				204	60/44	11-18	...V13...	17030	31771	36535	32778	24206	24190	25280	21715	25931	24944	45311	24759	25988
				216	60/44	13-20	...V14...	17845	32585	37350	33593	25018	25036	26095	22530	26744	25758	46125	25631	26857
				240	60/44	13-22	...V15...	19417	34157	38920	35165	26592	26665	27667	24100	28317	27331	47699	27317	25889

! IMPORTANT:


Wood grain direction is along the width dimension (w) on 1-section tops and depth dimension (d) on 2-section tops.

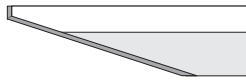
All top sizes are nominal; actual size may vary by +/-2%.

Tables will be in multiple sections depending on size; tops may further be in multiple pieces. See listings above.

< See the Top Options on a previous page for a full range of special top and border treatments that may be applied.

See the Terms & Options section at the front of the price list for POWER-DATA solutions.





Bevel Metal Edge (MRBAS) 2th

Marble Top (Carrara Marble)

UBM2M...

Shape	sections		w	d	Seats	Top Code	Top Only	Coda -Vee	Coda -Wire	Coda -X	Cylinder Ø	Plinth Ø	Ryvite	Spyda -T	Spyda -X	Spyda -Y	Uffizi -Loop	Zi-A Ø	Zi-D Ø		
	pcs																				
 Circle	1	1	30	Diam	3-4	...C1...	—	—	—	—	—	—	—	—	—	—	—	—	—		
		36	Diam	3-4	...C2...	—	—	—	—	—	—	—	—	—	—	—	—	—	—	—	
		42	Diam	3-5	...C3...	—	—	—	—	—	—	—	—	—	—	—	—	—	—	—	
		48	Diam	4-6	...C4...	—	—	—	—	—	—	—	—	—	—	—	—	—	—	—	
		54	Diam	4-7	...C5...	—	—	—	—	—	—	—	—	—	—	—	—	—	—	—	—
		60	Diam	5-7	...C6...	—	—	—	—	—	—	—	—	—	—	—	—	—	—	—	—
	2	66	Diam	5-8	...C7...	—	—	—	—	—	—	—	—	—	—	—	—	—	—	—	
		72	Diam	6-9	...C8...	—	—	—	—	—	—	—	—	—	—	—	—	—	—	—	
 Square	1	1	30	30	2-4	...S1...	6407	—	—	—	—	—	8244	—	8364	—	—	—	—		
		36	36	4	...S2...	7636	—	—	—	—	—	—	9475	—	9720	—	—	—	—	—	
		42	42	4	...S3...	9476	—	12559	—	—	11017	11315	—	11561	—	—	—	—	—	—	
		48	48	4-8	...S4...	11540	—	14623	—	—	13148	13605	—	13768	—	—	—	—	—	—	
		54	54	4-8	...S5...	13822	—	—	—	—	15529	—	—	16253	—	—	—	—	—	—	
		60	60	4-8	...S6...	16316	—	—	—	—	18126	—	—	18750	—	—	—	—	—	—	
 Rectangle	1	1	42	30	4	...R1...	9606	—	—	—	—	—	13285	—	14059	—	—	—	—		
		60	30	4-6	...R2...	11307	—	—	—	—	—	—	14984	—	15758	—	—	—	—	—	
		72	36	4-6	...R3...	13776	—	23025	22354	—	—	—	17455	15894	18227	16907	—	—	—	—	
		78	39	6-8	...R4...	15202	—	24450	23778	—	—	—	18880	17320	19652	18331	—	18803	19164	—	
		84	42	6-8	...R5...	16738	24303	25986	25311	—	—	—	20414	18856	21187	19864	—	20367	20727	—	
		90	48	6-8	...R6...	19207	26773	28454	27782	21875	22328	22884	21326	23658	22335	35102	22863	23225	—		
		96	48	6-12	...R7...	20333	27898	29580	28908	23001	23468	24457	22451	24783	23796	36228	24019	24379	—		
		2	108	48	8-12	...R8...	22536	30102	31783	31111	—	25701	—	—	—	38430	26277	26639	—		
			120	52	8-14	...R9...	26204	33770	35450	34779	—	29532	—	—	—	42099	30001	30362	—		
		4	132	52	8-14	...R10...	28552	40210	41891	41219	—	33321	—	—	—	50135	33940	34480	—		
			144	52	10-16	...R11...	30901	42558	44241	43568	—	35701	—	—	—	52484	36346	36886	—		
			156	56	10-18	...R12...	35350	47009	51773	48017	—	40481	—	—	—	56934	41207	42125	—		
			168	56	10-18	...R13...	37848	49505	54268	50511	—	43006	—	—	—	59430	43757	44677	—		
			180	56	12-20	...R14...	40344	52000	56765	53009	—	45533	—	—	—	61926	46310	47232	—		
			192	60	12-20	...R15...	45378	60119	64884	61129	—	52512	—	—	—	67720	53054	54280	—		
			204	60	12-20	...R16...	48021	62762	67526	63769	—	55181	—	—	—	76302	55751	56979	—		
			216	60	14-22	...R17...	50665	65404	70166	66411	—	57855	—	—	—	78945	58450	59676	—		
			240	60	16-26	...R18...	55897	70638	75402	71647	—	63149	—	—	—	84177	63797	65026	—		
 Video	1		1	78	39/26	5-7	...V1...	15313	—	—	—	—	—	18992	17433	19765	18442	—	—	—	
		84	42/28	5-7	...V2...	16855	—	—	—	—	—	—	—	20530	18973	21304	19982	—	—	—	
		90	48/36	5-7	...V3...	19330	—	28576	27905	21997	—	—	—	23005	21447	23779	22457	35223	—	—	
		96	48/36	5-9	...V4...	20460	—	29709	29036	23129	—	—	—	24586	22579	24910	23925	36354	—	—	
		108	48/36	7-9	...V5...	22669	—	31917	31244	—	—	—	—	—	—	—	—	38563	—	—	
		120	52/40	7-11	...V6...	26343	33908	35591	34918	—	29670	—	—	—	—	—	—	42238	30142	30502	
		2	132	52/40	7-11	...V7...	28697	40354	42036	41364	—	33466	—	—	—	—	—	—	50280	34086	34625
			144	52/40	9-13	...V8...	31051	42710	44391	43719	—	35851	—	—	—	—	—	—	52634	36497	37037
			156	56/44	9-15	...V9...	35508	47165	51931	48174	—	40638	—	—	—	—	—	—	57092	41364	42282
		168	56/44	9-15	...V10...	38011	49667	54432	50674	—	43170	—	—	—	—	—	—	59594	43920	44843	
		180	56/44	9-15	...V11...	40510	52168	56931	53176	—	45698	—	—	—	—	—	—	62093	46477	47397	
		192	60/44	11-18	...V12...	45552	60294	65058	61303	—	52686	—	—	—	—	—	—	67892	53228	54454	
		204	60/44	11-18	...V13...	48202	62943	67706	63951	—	55363	—	—	—	—	—	—	76482	55930	57159	
		216	60/44	13-20	...V14...	50848	65589	70353	66595	—	58039	—	—	—	—	—	—	79130	58635	59862	
		240	60/44	13-22	...V15...	56087	70826	75593	71836	—	63337	—	—	—	—	—	—	84368	63986	65215	

! IMPORTANT:


Grain direction is along the width dimension (w) on 1-section tops and depth dimension (d) on 2-section tops.

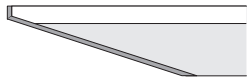
All top sizes are nominal; actual size may vary by +/-2%.

Tables will be in multiple sections depending on size; tops may further be in multiple pieces. See listings above.

< See the Top Options on a previous page for a full range of special top and border treatments that may be applied.

See the Terms & Options section at the front of the price list for POWER-DATA solutions.





Bevel Metal Edge (MRBAS) 2th

Quartz Top: Cambria® standard colors®
UBM2Q...




Shape	sections		w	d	Seats	Top Code	Top Only	Coda -Vee	Coda -Wire	Coda -X	Cylinder Ø	Plinth Ø	Ryvite	Spyda -T	Spyda -X	Spyda -Y	Uffizi -Loop	Zi-A Ø	Zi-D Ø			
	pcs																					
 Circle	1	1	30	Diam	3-4	...C1...	—	—	—	—	—	—	—	—	—	—	—	—	—			
		1	36	Diam	3-4	...C2...	—	—	—	—	—	—	—	—	—	—	—	—	—	—		
		1	42	Diam	3-5	...C3...	—	—	—	—	—	—	—	—	—	—	—	—	—	—		
		1	48	Diam	4-6	...C4...	—	—	—	—	—	—	—	—	—	—	—	—	—	—		
		1	54	Diam	4-7	...C5...	—	—	—	—	—	—	—	—	—	—	—	—	—	—		
		1	60	Diam	5-7	...C6...	—	—	—	—	—	—	—	—	—	—	—	—	—	—		
	2	1	66	Diam	5-8	...C7...	—	—	—	—	—	—	—	—	—	—	—	—	—	—		
		1	72	Diam	6-9	...C8...	—	—	—	—	—	—	—	—	—	—	—	—	—	—		
 Square	1	1	30	30	2-4	...S1...	5699	—	—	—	—	—	7536	—	7655	—	—	—	—			
		1	36	36	4	...S2...	6617	—	—	—	—	8158	8454	—	8702	—	—	—	—	—		
		1	42	42	4	...S3...	8087	—	11170	—	—	—	—	9629	9925	—	10173	—	—	—		
		1	48	48	4-8	...S4...	9726	—	12810	—	—	—	11335	11791	—	11952	—	—	—	—		
		1	54	54	4-8	...S5...	11524	—	—	—	—	—	13231	—	—	13955	—	—	—	—		
		1	60	60	4-8	...S6...	13484	—	—	—	—	—	15292	—	—	15915	—	—	—	—		
 Rectangle	1	1	42	30	4	...R1...	8616	—	—	—	—	—	12292	—	13066	—	—	—	—			
		1	60	30	4-6	...R2...	9890	—	—	—	—	—	—	13568	—	14342	—	—	—	—		
		1	72	36	4-6	...R3...	11736	—	20982	20311	—	—	—	15412	13855	16187	14863	—	—	—		
		1	78	39	6-8	...R4...	12806	—	22054	21383	—	—	—	16485	14925	17258	15936	—	16408	16769		
		1	84	42	6-8	...R5...	13957	21525	23205	22535	—	—	—	17635	16078	18409	17086	—	17588	17949		
		1	90	48	6-8	...R6...	15804	23371	25053	24381	18472	18925	19482	17923	20255	18934	31700	19462	19824			
		1	96	48	6-12	...R7...	16706	24270	25952	25280	19373	19842	20830	18823	21156	20169	32600	20391	20752			
		2	108	48	8-12	...R8...	18452	26019	27700	27029	—	21618	—	—	—	—	—	34348	22194	22557		
		3	120	52	8-14	...R9...	21290	28855	30536	29866	—	24618	—	—	—	—	—	37186	25087	25450		
		2	4	132	52	8-14	...R10...	23147	34805	36487	35813	—	27913	—	—	—	—	—	44730	28536	29076	
			4	144	52	10-16	...R11...	25006	36663	38344	37671	—	29804	—	—	—	—	—	46587	30448	30990	
			4	156	56	10-18	...R12...	28474	40131	44894	41139	—	33602	—	—	—	—	—	50058	34328	35247	
			4	168	56	10-18	...R13...	30440	42098	46860	43103	—	35599	—	—	—	—	—	52022	36349	37269	
			4	180	56	12-20	...R14...	32407	44064	48828	45073	—	37595	—	—	—	—	—	53990	38373	39292	
			4	192	60	12-20	...R15...	36310	51050	55812	52057	—	43440	—	—	—	—	—	58650	43983	45211	
			6	204	60	12-20	...R16...	38385	53124	57890	54134	—	45546	—	—	—	—	—	66667	46115	47342	
			6	216	60	14-22	...R17...	40461	55200	59962	56209	—	47650	—	—	—	—	—	68741	48247	49473	
		6	240	60	16-26	...R18...	44559	59298	64065	60308	—	51809	—	—	—	—	—	72840	52458	53687		
 Video	1	1	78	39/26	5-7	...V1...	12919	—	—	—	—	—	16596	15038	17370	16048	—	—	—			
		1	84	42/28	5-7	...V2...	14076	—	—	—	—	—	—	17755	16195	18527	17204	—	—	—		
		1	90	48/36	5-7	...V3...	15928	—	25175	24505	18595	—	—	19606	18046	20378	19057	31824	—	—		
		1	96	48/36	5-9	...V4...	16832	—	26082	25411	19501	—	—	20959	18952	21283	20297	32727	—	—		
		2	108	48/36	7-9	...V5...	18587	—	27836	27163	—	—	—	—	—	—	—	—	34482	—		
		3	120	52/40	7-11	...V6...	21429	28995	30677	30004	—	24757	—	—	—	—	—	—	37324	25228	25589	
		2	4	132	52/40	7-11	...V7...	23294	34951	36632	35960	—	28062	—	—	—	—	—	—	44877	28682	29224
			4	144	52/40	9-13	...V8...	25156	36813	38496	37823	—	29955	—	—	—	—	—	—	46740	30602	31141
			4	156	56/44	9-15	...V9...	28629	40288	45051	41294	—	33758	—	—	—	—	—	—	50212	34483	35403
			4	168	56/44	9-15	...V10...	30603	42259	47024	43269	—	35764	—	—	—	—	—	—	52186	36512	37435
			4	180	56/44	9-15	...V11...	32575	44233	48996	45241	—	37764	—	—	—	—	—	—	54157	38540	39462
			4	192	60/44	11-18	...V12...	36482	51224	55987	52232	—	43615	—	—	—	—	—	—	58824	44157	45384
			6	204	60/44	11-18	...V13...	38563	53304	58068	54313	—	45724	—	—	—	—	—	—	66845	46293	47520
			6	216	60/44	13-20	...V14...	40645	55386	60148	56391	—	47838	—	—	—	—	—	—	68925	48431	49657
		6	240	60/44	13-22	...V15...	44751	59491	64254	60499	—	51999	—	—	—	—	—	—	73030	52650	53876	

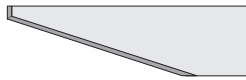
! IMPORTANT:

Wood grain direction is along the width dimension (w) on 1-section tops and depth dimension (d) on 2-section tops. All top sizes are nominal; actual size may vary by +/-2%.

Tables will be in multiple sections depending on size; tops may further be in multiple pieces. See listings above.

- < See the Top Options on a previous page for a full range of special top and border treatments that may be applied.
- See the Terms & Options section at the front of the price list for POWER-DATA solutions.





Bevel Metal Edge (MRBAS) 2th

Wood1 Top (all colors)

UBM2W...



Shape	sections		w	d	Seats	Top Code	Top Only	Coda -Vee	Coda -Wire	Coda -X	Cylinder Ø	Plinth Ø	Ryvit	Spyda -T	Spyda -X	Spyda -Y	Uffizi -Loop	Zi-A Ø	Zi-D Ø		
	pcs																				
 Circle	1	1	30	Diam	3-4	...C1...	—	—	—	—	—	—	—	—	—	—	—	—	—		
		36	Diam	3-4	...C2...	—	—	—	—	—	—	—	—	—	—	—	—	—	—	—	
		42	Diam	3-5	...C3...	—	—	—	—	—	—	—	—	—	—	—	—	—	—	—	
		48	Diam	4-6	...C4...	—	—	—	—	—	—	—	—	—	—	—	—	—	—	—	
		54	Diam	4-7	...C5...	—	—	—	—	—	—	—	—	—	—	—	—	—	—	—	
		60	Diam	5-7	...C6...	—	—	—	—	—	—	—	—	—	—	—	—	—	—	—	
	2	66	Diam	5-8	...C7...	—	—	—	—	—	—	—	—	—	—	—	—	—	—	—	
		72	Diam	6-9	...C8...	—	—	—	—	—	—	—	—	—	—	—	—	—	—	—	
 Square	1	1	30	30	2-4	...S1...	4168	—	—	—	—	—	6004	—	6122	—	—	—	—		
		36	36	4	...S2...	4410	—	—	—	—	—	—	6247	—	6494	—	—	—	—		
		42	42	4	...S3...	5083	—	8165	—	—	—	6625	6922	—	7169	—	—	—	—		
		48	48	4-8	...S4...	5804	—	8888	—	—	—	7412	7868	—	8030	—	—	—	—		
		54	54	4-8	...S5...	6560	—	—	—	—	—	8267	—	—	8991	—	—	—	—		
		60	60	4-8	...S6...	7353	—	—	—	—	—	9162	—	—	9784	—	—	—	—		
 Rectangle	1	1	42	30	4	...R1...	6469	—	—	—	—	—	10147	—	10920	—	—	—	—		
		1	60	30	4-6	...R2...	6826	—	—	—	—	—	—	10502	—	11276	—	—	—	—	
		1	72	36	4-6	...R3...	7323	—	16571	15898	—	—	11000	9442	11772	10451	—	—	—	—	
		1	78	39	6-8	...R4...	7627	—	16874	16201	—	—	11305	9745	12078	10754	—	11228	11589	—	
		1	84	42	6-8	...R5...	7953	15518	17200	16527	—	—	11629	10071	12402	11080	—	11583	11942	—	
		1	90	48	6-8	...R6...	8448	16014	17697	17025	11117	11569	12127	10567	12899	11578	24344	12106	12468	—	
		1	96	48	6-12	...R7...	8859	16425	18106	17434	11527	11995	12983	10978	13310	12323	24754	12545	12904	—	
		2	108	48	8-12	...R8...	9627	17191	18875	18200	12294	12793	13750	11744	14076	13090	25521	13369	13730	—	
		3	120	52	8-14	...R9...	10663	18229	19911	19240	13433	13991	14790	14009	15113	14129	26560	14463	14823	—	
		2	132	52	8-14	...R10...	11462	23118	24798	24125	15613	16227	15585	14805	15911	16038	33043	16850	17388	—	
			144	52	10-16	...R11...	12254	23912	25594	24921	16407	17053	18442	15599	18930	16832	33838	17700	18240	—	
			156	56	10-18	...R12...	13598	25256	30022	26264	18978	18729	19785	16944	20273	19287	35182	19454	20371	—	
			168	56	10-18	...R13...	14418	26078	30842	27087	19800	19579	20608	17764	21095	20109	36004	20330	21250	—	
			180	56	12-20	...R14...	15242	26900	31663	27907	20621	20430	21429	18587	21915	20929	36826	21210	22128	—	
			192	60	12-20	...R15...	16693	31434	36197	32442	23867	23825	22881	21377	23367	24607	39033	24366	25594	—	
		6	204	60	12-20	...R16...	17543	32282	37046	33291	24716	24702	25792	22227	26441	25455	45823	25272	26499	—	
		6	216	60	14-22	...R17...	18392	33134	37897	34140	25567	25583	26642	23078	27292	26306	46672	26179	27405	—	
		6	240	60	16-26	...R18...	20038	34779	39544	35787	27211	27289	28289	24724	28938	27953	48319	27937	29165	—	
 Video	1	1	78	39/26	5-7	...V1...	7740	—	—	—	—	—	11415	9858	12189	10867	—	—	—		
		1	84	42/28	5-7	...V2...	8069	—	—	—	—	—	—	11747	10187	12519	11196	—	—	—	
		1	90	48/36	5-7	...V3...	8570	—	17818	17147	11238	—	12249	10689	13021	11699	24466	—	—	—	
		1	96	48/36	5-9	...V4...	8987	—	18235	17562	11655	—	13113	11106	13438	12451	24881	—	—	—	
		2	108	48/36	7-9	...V5...	9762	—	19007	18336	12429	—	13887	11880	14212	13225	25656	—	—	—	
		3	120	52/40	7-11	...V6...	10805	18370	20054	19379	13575	14132	14930	14151	15255	14268	26700	14604	14964	—	
		2	4	132	52/40	7-11	...V7...	11606	23263	24944	24270	15758	16372	15730	14952	16056	16186	33188	16995	17533	—
			4	144	52/40	9-13	...V8...	12406	24064	25745	25071	16557	17204	18592	15751	19080	16984	33988	17849	18391	—
			4	156	56/44	9-15	...V9...	13754	25413	30175	26420	19135	18883	19941	17099	20429	19442	35337	19608	20527	—
			4	168	56/44	9-15	...V10...	14581	26240	31003	27247	19964	19741	20770	17927	21255	20269	36165	20493	21413	—
			4	180	56/44	9-15	...V11...	15409	27066	31832	28076	20789	20599	21598	18756	22085	21098	36993	21376	22297	—
			4	192	60/44	11-18	...V12...	16866	31607	36372	32616	24040	23999	23056	21552	23543	24782	39205	24540	25768	—
			6	204	60/44	11-18	...V13...	17724	32463	37226	33469	24897	24881	25971	22405	26622	25636	46002	25452	26680	—
			6	216	60/44	13-20	...V14...	18578	33317	38080	34325	25751	25768	26827	23262	27476	26490	46858	26363	27590	—
			6	240	60/44	13-22	...V15...	20229	34969	39734	35978	27403	27479	28479	24914	29128	28142	48510	28128	29354	—

! IMPORTANT:


Grain direction is along the width dimension (w) on 1-section tops and depth dimension (d) on 2-section tops.

All top sizes are nominal; actual size may vary by +/-2%.

Tables will be in multiple sections depending on size; tops may further be in multiple pieces. See listings above.

< See the Top Options on a previous page for a full range of special top and border treatments that may be applied.

See the Terms & Options section at the front of the price list for POWER-DATA solutions.





Bevel Self/Wood1 Edge 1.5th

Acid-Etched Glass Top

UBS1A...

Shape	sections		w	d	Seats	Top Code	Top Only	...D	...E	...G	...K	...N	...P	...R	...S	...T	...U	...V	...Y	...Z
	pcs																			
<p>Circle</p>	1	1	30	Diam	2-3	...C1...	3143	—	—	—	—	—	—	4983	—	5101	—	—	—	—
	1	1	36	Diam	3-4	...C2...	4085	—	—	—	5357	—	5924	—	6171	—	—	—	—	—
	1	1	42	Diam	3-5	...C3...	5193	—	8274	—	6526	—	7032	—	7280	—	—	—	—	—
	1	1	48	Diam	4-6	...C4...	6458	—	9542	—	7843	—	8522	—	8683	—	—	—	—	—
	1	1	54	Diam	4-7	...C5...	7908	—	—	—	9702	—	9970	—	10342	—	—	—	—	—
	1	1	60	Diam	5-7	...C6...	9563	—	—	—	11357	—	12287	—	11995	—	16008	—	—	—
	2	2	66	Diam	5-8	...C7...	11374	—	—	—	13470	—	—	—	—	—	—	—	—	—
	2	2	72	Diam	6-9	...C8...	13406	—	—	—	16002	—	—	—	—	—	—	—	—	—
<p>Square</p>	1	1	30	30	2-4	...S1...	2999	—	—	—	—	—	4838	—	4957	—	—	—	—	—
	1	1	36	36	4	...S2...	3940	—	—	—	—	5481	5777	—	6023	—	—	—	—	—
	1	1	42	42	4	...S3...	5043	—	8124	—	—	6584	6881	—	7128	—	—	—	—	—
	1	1	48	48	4-8	...S4...	6320	—	9404	—	—	7928	8383	—	8544	—	—	—	—	—
	1	1	54	54	4-8	...S5...	7757	—	—	—	—	9465	—	—	10190	—	—	—	—	—
	1	1	60	60	4-8	...S6...	9361	—	—	—	—	11170	—	—	11794	—	15806	—	—	—
<p>Rectangle</p>	1	1	42	30	4	...R1...	3779	—	—	—	—	—	7456	—	8230	—	—	—	—	—
	1	1	60	30	4-6	...R2...	5083	—	—	—	—	—	8759	—	9533	—	—	—	—	—
	1	1	72	36	4-6	...R3...	6971	—	16220	15547	—	—	10649	9089	11421	10100	—	—	—	—
	1	1	78	39	6-8	...R4...	8067	15632	17314	16641	—	—	11742	10185	12516	11194	—	11668	12026	—
	1	1	84	42	6-8	...R5...	9245	16810	18493	17820	—	—	12922	11362	13696	12372	—	12874	13234	—
	1	1	90	48	6-8	...R6...	11134	18700	20379	19709	13802	14255	14810	13253	15584	14262	27029	14791	15153	—
	1	1	96	48	6-12	...R7...	11852	19419	21099	20427	14520	14989	15977	13972	16303	15316	27748	15537	15898	—
	1	1	108	48	8-12	...R8...	13238	20806	22487	21816	15909	16406	17364	15357	17690	16704	29135	16982	17344	—
	2	2	120	52	8-14	...R9...	15740	23307	24988	24317	18510	19069	19866	19087	20193	19205	31635	19540	19900	—
	2	2	132	52	8-14	...R10...	17240	28898	30578	29904	21391	22008	21363	20584	21690	21818	38823	22628	23168	—
	2	2	144	52	10-16	...R11...	18737	30395	32077	31404	22889	23536	24926	22083	25413	23316	40321	24182	24723	—
	2	2	156	56	10-18	...R12...	21685	33344	38107	34351	27065	26815	27873	25030	28360	27373	43269	27538	28457	—
	2	2	168	56	10-18	...R13...	23295	34954	39717	35961	28678	28455	29483	26640	29970	28984	44879	29206	30125	—
	2	2	180	56	12-20	...R14...	24905	36564	41328	37570	30287	30094	31093	28250	31579	30592	46489	30872	31791	—
	2	2	192	60	12-20	...R15...	28298	43039	47800	44046	35472	35430	34484	32983	34973	36212	50638	35972	37199	—
	2	2	204	60	12-20	...R16...	30018	44760	49522	45766	37193	37178	38268	34703	38918	37932	58299	37748	38975	—
	2	2	216	60	14-22	...R17...	31740	46482	51245	47489	38915	38931	39990	36426	40639	39656	60020	39527	40754	—
	4	4	240	60	16-26	...R18...	35133	49874	54637	50882	42308	42382	43382	39819	44033	43046	63413	43033	44259	—
<p>Video</p>	1	1	78	39/26	5-7	...V1...	8178	—	—	—	—	—	11855	10295	12628	11306	—	—	—	—
	1	1	84	42/28	5-7	...V2...	9361	—	—	—	—	—	13038	11479	13811	12489	—	—	—	—
	1	1	90	48/36	5-7	...V3...	11256	18822	20502	19831	13923	—	14932	13374	15706	14384	27150	14912	15275	—
	1	1	96	48/36	5-9	...V4...	11981	19547	21226	20556	14648	—	16106	14100	16431	15445	27875	15668	16027	—
	1	1	108	48/36	7-9	...V5...	13373	20939	22620	21948	16041	—	17497	15491	17822	16836	29267	17116	17476	—
	2	2	120	52/40	7-11	...V6...	15881	23446	25127	24455	18648	19208	20006	19225	20330	19344	31776	19679	20039	—
	2	2	132	52/40	7-11	...V7...	17383	29043	30724	30052	21538	22154	21510	20729	21834	21963	38969	22773	23312	—
	2	2	144	52/40	9-13	...V8...	18888	30546	32227	31556	23039	23688	25078	22234	25564	23467	40471	24333	24873	—
	2	2	156	56/44	9-15	...V9...	21842	33498	38261	34506	27221	26972	28027	25187	28515	27530	43426	27695	28613	—
	2	2	168	56/44	9-15	...V10...	23458	35114	39880	36123	28839	28619	29646	26803	30132	29145	45040	29368	30288	—
	2	2	180	56/44	9-15	...V11...	25072	36731	41496	37739	30454	30261	31262	28419	31748	30761	46658	31041	31960	—
	2	2	192	60/44	11-18	...V12...	28470	43211	47974	44219	35646	35602	34658	33156	35144	36383	50811	36144	37371	—
	2	2	204	60/44	11-18	...V13...	30198	44937	49702	45946	37371	37357	38447	34883	39096	38110	58478	37927	39154	—
	2	2	216	60/44	13-20	...V14...	31925	46666	51428	47674	39100	39115	40176	36611	40824	39838	60205	39713	40937	—
	4	4	240	60/44	13-22	...V15...	35322	50063	54826	51070	42496	42573	43573	40007	44221	43237	63605	43223	44449	—

! IMPORTANT:


Wood grain direction is along the width dimension (w) on 1-section tops and depth dimension (d) on 2-section tops.

All top sizes are nominal; actual size may vary by +/-2%.

Tables will be in multiple sections depending on size; tops may further be in multiple pieces. See listings above.

< See the Top Options on a previous page for a full range of special top and border treatments that may be applied.

See the Terms & Options section at the front of the price list for POWER-DATA solutions.



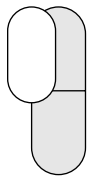
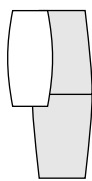
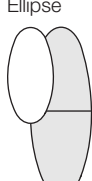


Bevel Self/Wood1 Edge 1.5th

Acid-Etched Glass Top

UBS1A...



Shape	sections		w	d	Seats	Top Code	Top Only	...D Coda -Vee	...E Coda -Wire	...G Coda -X	...K Cylinder Ø	...N Plinth Ø	...P Ryvlt	...R Spyda -T	...S Spyda -X	...T Spyda -Y	...U Offizi -Loop	...V Zi-A Ø	...Y Zi-D Ø	
	pcs																			
Track 	1	1	42	30	2-4	...T1...	3929	—	—	—	—	—	—	7607	—	8381	—	—	—	—
	1	1	60	30	4-6	...T2...	5242	—	—	—	—	—	—	8919	—	9691	8370	—	—	—
	1	1	72	36	6-8	...T3...	7140	—	16387	—	—	—	—	10816	9258	11590	10266	—	—	—
	1	1	78	39	6-8	...T4...	8242	15808	17490	16819	—	—	—	11921	10360	12691	11371	—	11843	12204
	1	1	84	42	6-8	...T5...	9431	16998	18677	18006	—	—	—	13109	11551	13883	12559	—	13061	13421
	1	1	90	48	6-8	...T6...	11328	18894	20577	19905	13997	14448	15007	13447	15778	14458	27225	14986	15347	—
	1	1	96	48	6-12	...T7...	12055	19622	21303	20632	14724	15192	16181	14174	16506	15519	27952	15741	16104	—
	1	1	108	52	8-12	...T8...	13454	21019	22701	22028	16121	16618	17578	15571	17903	16916	29348	17195	17557	—
	2	2	120	54	8-14	...T9...	15961	23527	25210	24538	18731	19289	20087	19307	20412	19426	31858	19761	20122	—
	2	2	132	54	8-14	...T10...	17470	29128	30810	30138	21623	22240	21597	20816	21921	22049	39054	22859	23398	—
	2	2	144	54	10-16	...T11...	18977	30635	32317	31645	23130	23777	25166	22325	25654	23555	40561	24423	24963	—
	2	2	156	60	10-18	...T12...	21933	33592	38355	34598	27316	27063	28121	25279	28608	27621	43517	27788	28708	—
	2	2	168	60	10-18	...T13...	23552	35211	39974	36219	28934	28712	29740	26899	30228	29239	45135	29463	30383	—
	2	2	180	60	12-20	...T14...	25171	36831	41593	37837	30554	30360	31359	28517	31846	30860	46755	31137	32058	—
	2	2	192	60	12-20	...T15...	28572	43314	48077	44322	35747	35706	34761	33259	35248	36488	50913	36247	37473	—
	2	2	204	60	12-20	...T16...	30302	45044	49807	46053	37477	37465	38553	34988	39202	38217	58584	38035	39259	—
	2	2	216	60	14-22	...T17...	32032	46773	51537	47782	39205	39224	40282	36718	40931	39947	60314	39821	41045	—
	4	4	240	60	16-26	...T18...	35434	50176	54938	51183	42609	42684	43684	40120	44334	43348	63715	43333	44560	—
Boat 	1	1	42	30/24	2-4	...B1...	3929	—	—	—	—	—	—	7607	—	8381	—	—	—	—
	1	1	60	30/24	4-6	...B2...	5242	—	—	—	—	—	—	8919	—	9691	8370	—	—	—
	1	1	72	36/28	6-8	...B3...	7140	—	—	—	—	—	—	10816	9258	11590	10266	—	—	—
	1	1	78	39/30	6-8	...B4...	8242	—	—	—	—	—	—	11921	10360	12691	11371	—	11843	12204
	1	1	84	42/30	6-8	...B5...	9431	—	—	—	—	—	—	13109	11551	13883	12559	—	13061	13421
	1	1	90	48/32	6-8	...B6...	11328	18894	20577	19905	13997	14448	15007	13447	15778	14458	27225	14986	15347	—
	1	1	96	48/32	6-10	...B7...	12055	19622	21303	20632	14724	15192	16181	14174	16506	15519	27952	15741	16104	—
	1	1	108	52/34	8-10	...B8...	13454	21019	22701	22028	16121	16618	17578	15571	17903	16916	29348	17195	17557	—
	2	2	120	54/36	8-12	...B9...	15961	23527	25210	24538	18731	19289	20087	19307	20412	19426	31858	19761	20122	—
	2	2	132	54/36	8-12	...B10...	17470	29128	30810	30138	21623	22240	21597	20816	21921	22049	39054	22859	23398	—
	2	2	144	54/36	10-14	...B11...	18977	30635	32317	31645	23130	23777	25166	22325	25654	23555	40561	24423	24963	—
	2	2	156	60/40	10-16	...B12...	21933	33592	38355	34598	27316	27063	28121	25279	28608	27621	43517	27788	28708	—
	2	2	168	60/40	10-16	...B13...	23552	35211	39974	36219	28934	28712	29740	26899	30228	29239	45135	29463	30383	—
	2	2	180	60/40	12-20	...B14...	25171	36831	41593	37837	30554	30360	31359	28517	31846	30860	46755	31137	32058	—
	2	2	192	60/40	12-20	...B15...	28572	43314	48077	44322	35747	35706	34761	33259	35248	36488	50913	36247	37473	—
	2	2	204	60/40	12-20	...B16...	30302	45044	49807	46053	37477	37465	38553	34988	39202	38217	58584	38035	39259	—
	2	2	216	60/40	14-22	...B17...	32032	46773	51537	47782	39205	39224	40282	36718	40931	39947	60314	39821	41045	—
	4	4	240	60/40	14-24	...B18...	35434	50176	54938	51183	42609	42684	43684	40120	44334	43348	63715	43333	44560	—
Ellipse 	1	1	42	30/24	2-4	...E1...	3954	—	—	—	—	—	—	7631	—	8405	—	—	—	—
	1	1	60	30/24	4-6	...E2...	5268	—	—	—	—	—	—	8945	—	9718	—	—	—	—
	1	1	72	36/24	6	...E3...	7167	—	—	—	—	—	—	10844	—	11618	10294	—	—	—
	1	1	78	39/26	6-8	...E4...	8271	—	—	—	—	—	—	11949	10389	12720	11400	—	11873	12232
	1	1	84	42/28	6-8	...E5...	9461	—	—	—	—	—	—	13139	11581	13913	12589	—	13091	13451
	1	1	90	48/32	6-8	...E6...	11360	18925	20608	19936	14029	14482	15038	13478	15811	14489	27257	15017	15379	—
	1	1	96	48/32	6-10	...E7...	12087	19655	21337	20666	14759	15226	16215	14208	16541	15554	27984	15776	16136	—
	1	1	108	52/34	8-10	...E8...	13486	21053	22733	22061	16153	16653	17612	15604	17936	16950	29381	17229	17589	—
	2	2	120	54/36	8-12	...E9...	15999	23565	25246	24575	18767	19327	20123	19344	20449	19462	31894	19796	20157	—
	2	2	132	54/36	8-12	...E10...	17506	29165	30846	30173	21659	22275	21633	20853	21958	22087	39090	22895	23435	—
	2	2	144	54/36	10-14	...E11...	19016	30673	32355	31681	23168	23814	25202	22362	25690	23596	40600	24461	25000	—
	2	2	156	60/40	10-16	...E12...	21972	33630	38395	34640	27353	27102	28160	25317	28649	27662	43556	27826	28746	—
	2	2	168	60/40	10-16	...E13...	23595	35251	40015	36259	28972	28753	29781	26938	30268	29283	45177	29504	30424	—
	2	2	180	60/40	10-16	...E14...	25214	36870	41637	37880	30595	30404	31402	28560	31889	30902	46798	31180	32101	—
	2	2	192	60/40	12-20	...E15...	28619	43357	48122	44365	35792	35748	34805	33301	35292	36531	50957	36291	37520	—
	2	2	204	60/40	12-20	...E16...	30349	45089	49853	46096	37523	37508	38598	35033	39248	38261	58629	38078	39306	—
	2	2	216	60/40	14-22	...E17...	32081	46822	51585	47828	39255	39274	40331	36766	40981	39996	60361	39867	41094	—
	4	4	240	60/40	14-24	...E18...	35483	50223	54987	51230	42657	42733	43732	40167	44382	43398	63764	43381	44609	—

! IMPORTANT:


Grain direction is along the width dimension (w) on 1-section tops and depth dimension (d) on 2-section tops.

All top sizes are nominal; actual size may vary by +/-2%.

Tables will be in multiple sections depending on size; tops may further be in multiple pieces. See listings above.

< See the Top Options on a previous page for a full range of special top and border treatments that may be applied.

See the Terms & Options section at the front of the price list for POWER-DATA solutions.





Bevel Self/Wood1 Edge 1.5th

Back-Painted Glass Top

UBS1B...



Shape	sections		w	d	Seats	Top Code	Top Only	Coda -Vee	Coda -Wire	Coda -X	Cylinder Ø	Plinth Ø	Ryvite	Spyda -T	Spyda -X	Spyda -Y	Uffizi -Loop	Zi-A Ø	Zi-D Ø	
	pcs																			
 Circle	1	1	30	Diam	2-3	...C1...	2892	—	—	—	—	—	—	—	4729	—	4848	—	—	—
	1	1	36	Diam	3-4	...C2...	3722	—	—	—	—	—	—	—	5561	—	5806	—	—	—
	1	1	42	Diam	3-5	...C3...	4698	—	7781	—	6032	—	6537	—	6783	—	—	—	—	—
	1	1	48	Diam	4-6	...C4...	5814	—	8896	—	7197	—	7874	—	8038	—	—	—	—	—
	1	1	54	Diam	4-7	...C5...	7091	—	—	—	8885	—	9153	—	9523	—	—	—	—	—
	1	1	60	Diam	5-7	...C6...	8556	—	—	—	10348	—	11279	—	10985	—	—	14998	—	—
	2	2	66	Diam	5-8	...C7...	10151	—	—	—	12249	—	—	—	—	—	—	—	—	—
	2	2	72	Diam	6-9	...C8...	11956	—	—	—	14550	—	—	—	—	—	—	—	—	—
 Square	1	1	30	30	2-4	...S1...	2748	—	—	—	—	—	4587	—	4703	—	—	—	—	
	1	1	36	36	4	...S2...	3575	—	—	—	—	—	5415	—	5660	—	—	—	—	
	1	1	42	42	4	...S3...	4549	—	7631	—	—	6090	6389	—	6634	—	—	—	—	
	1	1	48	48	4-8	...S4...	5676	—	8757	—	—	7282	7738	—	7899	—	—	—	—	
	1	1	54	54	4-8	...S5...	6940	—	—	—	—	8648	—	—	9372	—	—	—	—	
	1	1	60	60	4-8	...S6...	8352	—	—	—	—	10161	—	—	10783	—	14796	—	—	
 Rectangle	1	1	42	30	4	...R1...	3426	—	—	—	—	—	7104	—	7875	—	—	—	—	
	1	1	60	30	4-6	...R2...	4577	—	—	—	—	—	8255	—	9028	—	—	—	—	
	1	1	72	36	4-6	...R3...	6246	—	15493	14821	—	—	9921	8364	10695	9373	—	—	—	
	1	1	78	39	6-8	...R4...	7213	14779	16461	15790	—	—	10892	9332	11664	10343	—	10815	11176	
	1	1	84	42	6-8	...R5...	8256	15822	17503	16831	—	—	11934	10375	12708	11384	—	11886	12247	
	1	1	90	48	6-8	...R6...	9921	17489	19168	18499	12591	13044	13599	12042	14374	13049	25818	13580	13943	
	1	1	96	48	6-12	...R7...	10561	18127	19809	19136	13229	13698	14687	12680	15012	14024	26457	14247	14608	
	1	1	108	48	8-12	...R8...	11785	19352	21035	20363	14457	14953	15912	13905	16238	15251	27681	15529	15891	
	2	2	120	52	8-14	...R9...	13991	21557	23239	22567	16762	17319	18118	17339	18442	17456	29888	17790	18151	
	2	2	132	52	8-14	...R10...	15316	26974	28655	27982	19467	20085	19439	18662	19766	19894	36898	20703	21244	
	2	2	144	52	10-16	...R11...	16639	28298	29980	29307	20791	21438	22828	19984	23314	21218	38223	22085	22626	
	2	2	156	56	10-18	...R12...	19237	30894	35658	31902	24618	24366	25424	22581	25912	24926	40820	25092	26009	
	2	2	168	56	10-18	...R13...	20659	32316	37079	33323	26039	25818	26845	24003	27332	26346	42242	26569	27488	
	2	2	180	56	12-20	...R14...	22079	33739	38502	34745	27461	27268	28268	25425	28756	27768	43664	28047	28966	
	2	2	192	60	12-20	...R15...	25068	39808	44573	40818	32244	32201	31257	29753	31743	32983	47409	32742	33969	
	2	2	204	60	12-20	...R16...	26588	41329	46092	42337	33763	33747	34839	31272	35488	34502	54870	34318	35544	
	2	2	216	60	14-22	...R17...	28109	42850	47612	43858	35283	35300	36358	32795	37008	36022	56389	35895	37122	
	4	4	240	60	16-26	...R18...	31099	45838	50601	46846	38272	38346	39347	35780	39998	39011	59379	38998	40224	
 Video	1	1	78	39/26	5-7	...V1...	7325	—	—	—	—	—	11004	9445	11777	10453	—	—	—	
	1	1	84	42/28	5-7	...V2...	8374	—	—	—	—	—	12050	10492	12824	11500	—	—	—	
	1	1	90	48/36	5-7	...V3...	10046	17612	19292	18620	12713	—	13721	12164	14495	13173	25940	13702	14064	
	1	1	96	48/36	5-9	...V4...	10689	18255	19937	19265	13357	—	14816	12808	15140	14155	26584	14377	14736	
	1	1	108	48/36	7-9	...V5...	11921	19487	21166	20496	14587	—	16045	14038	16370	15383	27815	15663	16024	
	2	2	120	52/40	7-11	...V6...	14131	21697	23378	22706	16899	17459	18255	17476	18581	17593	30027	17928	18290	
	2	2	132	52/40	7-11	...V7...	15461	27119	28800	28127	19612	20229	19588	18805	19911	20039	37043	20850	21389	
	2	2	144	52/40	9-13	...V8...	16792	28448	30130	29455	20943	21587	22977	20136	23464	21368	38373	22234	22775	
	2	2	156	56/44	9-15	...V9...	19392	31050	35815	32058	24776	24522	25580	22737	26067	25081	40977	25247	26167	
	2	2	168	56/44	9-15	...V10...	20820	32479	37243	33486	26203	25980	27008	24166	27497	26510	42404	26731	27651	
	2	2	180	56/44	9-15	...V11...	22247	33904	38671	34914	27631	27438	28437	25594	28923	27936	43832	28214	29135	
	2	2	192	60/44	11-18	...V12...	25243	39984	44747	40990	32418	32374	31431	29927	31918	33157	47582	32917	34144	
	2	2	204	60/44	11-18	...V13...	26768	41509	46272	42516	33944	33928	35018	31452	35667	34682	55049	34498	35723	
	2	2	216	60/44	13-20	...V14...	28294	43034	47797	44041	35469	35484	36542	32978	37193	36207	56574	36080	37306	
	4	4	240	60/44	13-22	...V15...	31289	46029	50792	47036	38461	38538	39537	35973	40187	39202	59569	39188	40414	

! IMPORTANT:


Wood grain direction is along the width dimension (w) on 1-section tops and depth dimension (d) on 2-section tops.

All top sizes are nominal; actual size may vary by +/-2%.

Tables will be in multiple sections depending on size; tops may further be in multiple pieces. See listings above.

< See the Top Options on a previous page for a full range of special top and border treatments that may be applied.

See the Terms & Options section at the front of the price list for POWER-DATA solutions.



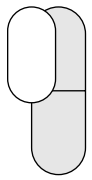
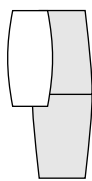
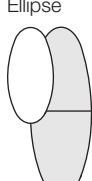


Bevel Self/Wood1 Edge 1.5th

Back-Painted Glass Top

UBS1B...



Shape	sections		w	d	Seats	Top Code	Top Only	Coda -Vee	Coda -Wire	Coda -X	Cylinder Ø	Plinth Ø	Ryvite	Spyda -T	Spyda -X	Spyda -Y	Uffizi -Loop	Zi-A Ø	Zi-D Ø	
	pcs																			
Track 	1	1	42	30	2-4	...T1...	3575	—	—	—	—	—	—	7254	—	8025	—	—	—	—
	1	1	60	30	4-6	...T2...	4739	—	—	—	—	—	—	8416	—	9189	—	—	—	—
	1	1	72	36	6-8	...T3...	6415	—	15658	—	—	—	—	10090	8532	10864	9542	—	—	—
	1	1	78	39	6-8	...T4...	7390	14956	16638	15967	—	—	—	11068	9508	11841	10519	—	10991	11353
	1	1	84	42	6-8	...T5...	8443	16008	17690	17017	—	—	—	12117	10561	12892	11569	—	12073	12432
	1	1	90	48	6-8	...T6...	10118	17684	19365	18694	12786	13238	13797	12237	14567	13247	26015	13775	14136	—
	1	1	96	48	6-12	...T7...	10766	18332	20012	19341	13433	13901	14890	12884	15216	14229	26660	14451	14811	—
	1	1	108	52	8-12	...T8...	12000	19567	21247	20577	14668	15165	16124	14119	16451	15464	27895	15741	16105	—
	2	2	120	54	8-14	...T9...	14215	21781	23462	22790	16983	17543	18338	17560	18665	17677	30110	18012	18373	—
	2	2	132	54	8-14	...T10...	15546	27204	28884	28212	19698	20314	19670	18890	19996	20124	37129	20935	21474	—
	2	2	144	54	10-16	...T11...	16880	28537	30217	29544	21031	21677	23065	20225	23553	21458	38461	22325	22863	—
	2	2	156	60	10-18	...T12...	19485	31142	35906	32149	24867	24614	25672	22830	26160	25173	41068	25339	26259	—
	2	2	168	60	10-18	...T13...	20916	32575	37338	33582	26297	26077	27104	24263	27591	26604	42498	26827	27748	—
	2	2	180	60	12-20	...T14...	22345	34005	38768	35012	27727	27535	28534	25691	29021	28034	43930	28312	29232	—
	2	2	192	60	12-20	...T15...	25343	40084	44849	41093	32518	32476	31532	30029	32019	33259	47684	33019	34246	—
	2	2	204	60	12-20	...T16...	26872	41613	46376	42622	34046	34035	35125	31559	35772	34786	55152	34600	35829	—
	2	2	216	60	14-22	...T17...	28400	43142	47905	44149	35574	35592	36651	33085	37299	36316	56683	36189	37413	—
	4	4	240	60	16-26	...T18...	31401	46141	50903	47150	38574	38649	39650	36086	40300	39314	59682	39300	40525	—
Boat 	1	1	42	30/24	2-4	...B1...	3552	—	—	—	—	—	—	7230	—	8004	—	—	—	—
	1	1	60	30/24	4-6	...B2...	4715	—	—	—	—	—	—	8391	—	9164	—	—	—	—
	1	1	72	36/28	6-8	...B3...	6389	—	—	—	—	—	—	10065	8506	10838	9515	—	—	—
	1	1	78	39/30	6-8	...B4...	7363	—	—	—	—	—	—	11040	9482	11813	10492	—	10964	11325
	1	1	84	42/30	6-8	...B5...	8414	—	—	—	—	—	—	12093	10532	12865	11540	—	12044	12404
	1	1	90	48/32	6-8	...B6...	10087	17653	19335	18664	12756	13207	13764	12206	14537	13216	25983	13745	14106	—
	1	1	96	48/32	6-10	...B7...	10734	18301	19981	19309	13401	13870	14859	12853	15184	14198	26629	14418	14779	—
	1	1	108	52/34	8-10	...B8...	11966	19534	21214	20542	14635	15132	16092	14085	16417	15431	27863	15709	16071	—
	2	2	120	54/36	8-12	...B9...	14180	21745	23426	22755	16947	17506	18305	17525	18630	17643	30075	17978	18338	—
	2	2	132	54/36	8-12	...B10...	15511	27171	28850	28177	19663	20280	19636	18857	19963	20091	37094	20899	21440	—
	2	2	144	54/36	10-14	...B11...	16843	28500	30181	29509	20995	21641	23030	20187	23518	21422	38427	22287	22828	—
	2	2	156	60/40	10-16	...B12...	19447	31105	35868	32112	24826	24577	25634	22792	26121	25136	41032	25302	26220	—
	2	2	168	60/40	10-16	...B13...	20878	32535	37298	33543	26259	26035	27064	24221	27552	26566	42460	26787	27707	—
	2	2	180	60/40	12-20	...B14...	22306	33962	38728	34972	27688	27494	28493	25652	28981	27994	43889	28273	29193	—
	2	2	192	60/40	12-20	...B15...	25302	40043	44804	41049	32476	32434	31488	29986	31977	33216	47642	32976	34203	—
	2	2	204	60/40	12-20	...B16...	26830	41570	46335	42579	34005	33989	35080	31514	35731	34744	55112	34560	35787	—
	2	2	216	60/40	14-22	...B17...	28357	43097	47859	44105	35531	35548	36608	33042	37256	36269	56637	36144	37370	—
	4	4	240	60/40	14-24	...B18...	31353	46093	50856	47101	38528	38603	39604	36038	40252	39265	59633	39253	40480	—
Ellipse 	1	1	42	30/24	2-4	...E1...	3600	—	—	—	—	—	—	7276	—	8050	—	—	—	—
	1	1	60	30/24	4-6	...E2...	4763	—	—	—	—	—	—	8442	—	9215	—	—	—	—
	1	1	72	36/24	6	...E3...	6440	—	—	—	—	—	—	10118	—	10892	9569	—	—	—
	1	1	78	39/26	6-8	...E4...	7419	—	—	—	—	—	—	11097	9537	11869	10548	—	11020	11382
	1	1	84	42/28	6-8	...E5...	8473	—	—	—	—	—	—	12151	10591	12923	11600	—	12103	12462
	1	1	90	48/32	6-8	...E6...	10149	17715	19397	18725	12818	13271	13828	12268	14601	13278	26046	13806	14169	—
	1	1	96	48/32	6-10	...E7...	10797	18363	20043	19373	13465	13933	14923	12916	15247	14262	26692	14485	14844	—
	1	1	108	52/34	8-10	...E8...	12034	19600	21280	20609	14702	15198	16159	14153	16485	15498	27929	15776	16138	—
	2	2	120	54/36	8-12	...E9...	14248	21816	23495	22823	17017	17576	18373	17593	18700	17713	30144	18046	18409	—
	2	2	132	54/36	8-12	...E10...	15584	27241	28923	28249	19736	20351	19709	18930	20034	20164	37166	20973	21513	—
	2	2	144	54/36	10-14	...E11...	16917	28576	30258	29585	21071	21716	23106	20264	23595	21497	38502	22363	22904	—
	2	2	156	60/40	10-16	...E12...	19524	31184	35948	32192	24906	24655	25714	22872	26200	25214	41109	25382	26298	—
	2	2	168	60/40	10-16	...E13...	20956	32616	37380	33624	26338	26116	27145	24303	27633	26645	42542	26869	27788	—
	2	2	180	60/40	10-16	...E14...	22390	34046	38810	35054	27770	27578	28576	25733	29063	28077	43973	28355	29274	—
	2	2	192	60/40	12-20	...E15...	25388	40129	44891	41136	32563	32521	31574	30073	32062	33301	47729	33061	34289	—
	2	2	204	60/40	12-20	...E16...	26919	41661	46424	42667	34095	34079	35169	31603	35820	34834	55200	34648	35876	—
	2	2	216	60/40	14-22	...E17...	28449	43188	47954	44196	35623	35641	36699	33135	37350	36365	56730	36236	37463	—
	4	4	240	60/40	14-24	...E18...	31449	46188	50953	47195	38623	38700	39699	36134	40348	39363	59730	39347	40576	—

! IMPORTANT:


Grain direction is along the width dimension (w) on 1-section tops and depth dimension (d) on 2-section tops.

All top sizes are nominal; actual size may vary by +/-2%.

Tables will be in multiple sections depending on size; tops may further be in multiple pieces. See listings above.

< See the Top Options on a previous page for a full range of special top and border treatments that may be applied.

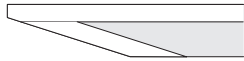
See the Terms & Options section at the front of the price list for POWER-DATA solutions.



Specify: Product No. & Qty
Edge Shape
Tagging
Metal Finish
Wood Finish

Ø Denotes wire path provided.
‡ Requires field sub-assembly.

Prices listed in Wood1 Finishes.



Bevel Self Edge 1.5th

Acrylic Solid Surface Top: Avonite® Polaris
 UBS1C...



Shape	sections		w	d	Seats	Top Code	Top Only	Coda -Vee	Coda -Wire	Coda -X	Cylinder Ø	Plinth Ø	Ryvlt	Spyda -T	Spyda -X	Spyda -Y	Uffizi -Loop	Zi-A Ø	Zi-D Ø	
	pcs																			
	1	1	30	Diam	2-3	...C1...	2307	—	—	—	—	—	—	—	—	—	—	—	—	
		1	36	Diam	3-4	...C2...	2880	—	—	—	—	—	—	—	—	—	—	—	—	—
		1	42	Diam	3-5	...C3...	3552	—	6635	—	4886	—	—	—	—	—	—	—	—	—
		1	48	Diam	4-6	...C4...	4317	—	7401	—	5702	—	—	—	—	—	—	—	—	—
		1	54	Diam	4-7	...C5...	5198	—	—	—	6992	—	—	—	—	—	—	—	—	—
		1	60	Diam	5-7	...C6...	6219	—	—	—	8012	—	—	—	—	—	—	—	—	—
		2	2	66	Diam	5-8	...C7...	7324	—	—	—	9419	—	—	—	—	—	—	—	—
		2	2	72	Diam	6-9	...C8...	8589	—	—	—	11184	—	—	—	—	—	—	—	—
	1	1	30	30	2-4	...S1...	2165	—	—	—	—	—	—	—	—	—	—	—	—	
		1	36	36	4	...S2...	2735	—	—	—	—	—	—	—	—	—	—	—	—	—
		1	42	42	4	...S3...	3402	—	6485	—	—	—	—	—	—	—	—	—	—	—
		1	48	48	4-8	...S4...	4180	—	7263	—	—	—	—	—	—	—	—	—	—	—
		1	54	54	4-8	...S5...	5047	—	—	—	—	—	—	—	—	—	—	—	—	—
		1	60	60	4-8	...S6...	6016	—	—	—	—	—	—	—	—	—	—	—	—	—
	1	1	42	30	4	...R1...	2607	—	—	—	—	—	—	—	—	—	—	—	—	
		1	60	30	4-6	...R2...	3409	—	—	—	—	—	—	—	—	—	—	—	—	—
		1	72	36	4-6	...R3...	4562	—	13809	13139	—	—	—	—	—	—	—	—	—	—
		1	78	39	6-8	...R4...	5240	12804	14488	13813	—	—	—	—	—	—	—	—	—	—
		1	84	42	6-8	...R5...	5965	13531	15213	14540	—	—	—	—	—	—	—	—	—	—
		1	90	48	6-8	...R6...	7118	14683	16366	15696	9787	10239	10796	9235	11567	10247	23011	10777	11137	
		1	96	48	6-12	...R7...	7570	15135	16817	16144	10236	10706	11694	9688	12020	11034	23464	11256	11615	
		1	108	48	8-12	...R8...	8420	15987	17670	16998	11089	11587	12546	10540	12872	11885	24317	12164	12526	
		1	120	52	8-14	...R9...	9939	17506	19189	18517	12710	13267	14065	13286	14391	13404	25835	13740	14101	
		2	2	132	52	8-14	...R10...	10861	22517	24200	23524	15012	15626	14984	14204	15310	15438	32444	16249	16788
		2	2	144	52	10-16	...R11...	11778	23435	25116	24443	15929	16577	17964	15124	18452	16356	33359	17223	17762
		2	2	156	56	10-18	...R12...	13564	25223	29986	26231	18945	18695	19753	16911	20239	19252	35147	19420	20339
		2	2	168	56	10-18	...R13...	14550	26209	30972	27215	19933	19710	20736	17896	21224	20238	36134	20460	21381
		2	2	180	56	12-20	...R14...	15536	27196	31959	28202	20917	20726	21725	18882	22212	21224	37121	21503	22423
		2	2	192	60	12-20	...R15...	17589	32331	37094	33340	24764	24723	23778	22275	24266	25504	39930	25265	26490
		2	2	204	60	12-20	...R16...	18642	33382	38145	34390	25816	25803	26893	23328	27542	26555	46922	26372	27598
		2	2	216	60	14-22	...R17...	19694	34435	39199	35444	26870	26885	27946	24381	28595	27609	47975	27481	28709
		2	2	240	60	16-26	...R18...	21749	36489	41253	37497	28923	28998	29999	26433	30647	29662	50031	29649	30875
	1	1	78	39/26	5-7	...V1...	5351	—	—	—	—	—	—	—	—	—	—	—	—	
		1	84	42/28	5-7	...V2...	6083	—	—	—	—	—	—	—	—	—	—	—	—	—
		1	90	48/36	5-7	...V3...	7240	14807	16489	15818	9908	—	—	—	—	—	—	—	—	—
		1	96	48/36	5-9	...V4...	7697	15264	16945	16274	10367	—	—	—	—	—	—	—	—	—
		1	108	48/36	7-9	...V5...	8556	16121	17803	17129	11222	—	—	—	—	—	—	—	—	—
		1	120	52/40	7-11	...V6...	10080	17646	19329	18656	12849	13406	14204	13427	14530	13544	25974	13879	14241	
		2	2	132	52/40	7-11	...V7...	11006	22663	24344	23669	15158	15772	15130	14350	15455	15584	32589	16394	16934
		2	2	144	52/40	9-13	...V8...	11929	23586	25269	24595	16081	16727	18118	15275	18604	16508	33513	17374	17915
		2	2	156	56/44	9-15	...V9...	13721	25382	30144	26388	19104	18852	19910	17068	20397	19409	35306	19577	20496
		2	2	168	56/44	9-15	...V10...	14712	26372	31135	27379	20094	19875	20901	18060	21388	20401	36295	20624	21544
		2	2	180	56/44	9-15	...V11...	15704	27361	32124	28367	21085	20892	21889	19049	22376	21391	37286	21670	22590
		2	2	192	60/44	11-18	...V12...	17763	32505	37268	33513	24938	24897	23952	22450	24439	25677	40104	25440	26664
		2	2	204	60/44	11-18	...V13...	18822	33563	38326	34569	25997	25983	27072	23507	27722	26736	47102	26550	27779
		2	2	216	60/44	13-20	...V14...	19880	34620	39384	35628	27056	27070	28130	24565	28778	27792	48160	27667	28893
		2	2	240	60/44	13-22	...V15...	21939	36680	41443	37687	29114	29188	30190	26625	30839	29854	50219	29838	31065

! IMPORTANT:


Wood grain direction is along the width dimension (w) on 1-section tops and depth dimension (d) on 2-section tops.

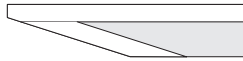
All top sizes are nominal; actual size may vary by +/-2%.

Tables will be in multiple sections depending on size; tops may further be in multiple pieces. See listings above.

< See the Top Options on a previous page for a full range of special top and border treatments that may be applied.

See the Terms & Options section at the front of the price list for POWER-DATA solutions.

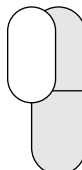
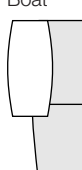





Bevel Self Edge 1.5th

Acrylic Solid Surface Top: Avonite® Polaris
 UBS1C...



Shape	sections		w	d	Seats	Top Code	Top Only	Coda -Vee	Coda -Wire	Coda -X	Cylinder Ø	Plinth Ø	Ryvlt	Spyda -T	Spyda -X	Spyda -Y	Uffizi -Loop	Zi-A Ø	Zi-D Ø
	pcs																		
Track 	1	1	42	30	2-4	...T1...	2760	—	—	—	—	—	6435	—	7209	—	—	—	—
	1	1	60	30	4-6	...T2...	3570	—	—	—	—	—	7246	—	8020	—	—	—	—
	1	1	72	36	6-8	...T3...	4729	—	13978	—	—	—	8408	6850	9181	7859	—	—	—
	1	1	78	39	6-8	...T4...	5416	12982	14664	13991	—	—	9091	7534	9865	8543	—	9018	9378
	1	1	84	42	6-8	...T5...	6150	13718	15398	14729	—	—	9829	8269	10602	9279	—	9780	10142
	1	1	90	48	6-8	...T6...	7314	14880	16561	15889	9981	10435	10990	9433	11765	10440	23208	10973	11333
	1	1	96	48	6-12	...T7...	7774	15340	17022	16350	10440	10912	11898	9891	12224	11237	23668	11462	11821
	1	1	108	52	8-12	...T8...	8635	16200	17882	17211	11303	11800	12761	10753	13085	12099	24530	12376	12739
	1	1	120	54	8-14	...T9...	10163	17730	19409	18738	12932	13490	14289	13508	14614	13627	26058	13961	14323
	2	2	132	54	8-14	...T10...	11091	22749	24430	23755	15244	15859	15216	14437	15541	15670	32675	16480	17018
	2	2	144	54	10-16	...T11...	12019	23675	25358	24684	16170	16817	18206	15365	18694	16598	33601	17463	18004
	2	2	156	60	10-18	...T12...	13812	25472	30234	26480	19194	18943	20001	17158	20487	19501	35397	19667	20586
	2	2	168	60	10-18	...T13...	14808	26467	31232	27475	20189	19969	20996	18155	21484	20497	36392	20721	21640
	2	2	180	60	12-20	...T14...	15803	27461	32225	28469	21184	20993	21991	19149	22478	21491	37386	21769	22690
	2	2	192	60	12-20	...T15...	17865	32606	37370	33614	25039	24998	24054	22549	24540	25780	40206	25539	26766
	2	2	204	60	12-20	...T16...	18925	33666	38430	34675	26101	26086	27177	23610	27825	26841	47209	26657	27882
	2	2	216	60	14-22	...T17...	19985	34727	39492	35736	27160	27178	28238	24672	28885	27901	48269	27776	28999
	2	2	240	60	16-26	...T18...	22051	36791	41556	37799	29226	29301	30301	26736	30951	29967	50333	29951	31178
Boat 	1	1	42	30/24	2-4	...B1...	2736	—	—	—	—	—	6415	—	7185	—	—	—	—
	1	1	60	30/24	4-6	...B2...	3544	—	—	—	—	—	7222	—	7994	—	—	—	—
	1	1	72	36/28	6-8	...B3...	4703	—	—	—	—	—	8382	6824	9157	7832	—	—	—
	1	1	78	39/30	6-8	...B4...	5388	—	—	—	—	—	9067	7506	9838	8515	—	8991	9350
	1	1	84	42/30	6-8	...B5...	6122	—	—	—	—	—	9800	8241	10573	9251	—	9751	10113
	1	1	90	48/32	6-8	...B6...	7284	14850	16531	15859	9951	10405	10960	9403	11734	10410	23178	10942	11303
	1	1	96	48/32	6-10	...B7...	7742	15309	16988	16316	10409	10877	11867	9860	12193	11206	23637	11428	11788
	1	1	108	52/34	8-10	...B8...	8600	16167	17848	17177	11269	11767	12728	10720	13052	12067	24496	12344	12707
	1	1	120	54/36	8-12	...B9...	10129	17696	19376	18704	12897	13457	14253	13473	14579	13592	26024	13926	14289
	2	2	132	54/36	8-12	...B10...	11055	22712	24394	23721	15207	15822	15180	14402	15505	15634	32637	16442	16983
	2	2	144	54/36	10-14	...B11...	11981	23638	25319	24645	16134	16778	18168	15325	18656	16559	33564	17426	17964
	2	2	156	60/40	10-16	...B12...	13775	25431	30198	26441	19157	18906	19964	17122	20451	19463	35359	19631	20550
	2	2	168	60/40	10-16	...B13...	14767	26427	31190	27433	20149	19927	20954	18114	21443	20456	36351	20678	21599
	2	2	180	60/40	12-20	...B14...	15763	27420	32183	28427	21144	20951	21950	19107	22435	21449	37346	21730	22648
	2	2	192	60/40	12-20	...B15...	17822	32564	37327	33571	24998	24956	24010	22508	24497	25738	40162	25497	26725
	2	2	204	60/40	12-20	...B16...	18882	33624	38386	34630	26057	26045	27132	23568	27782	26797	47162	26611	27839
	2	2	216	60/40	14-22	...B17...	19944	34683	39447	35690	27118	27134	28194	24627	28843	27856	48223	27730	28957
	2	2	240	60/40	14-24	...B18...	22004	36746	41509	37752	29178	29255	30255	26689	30903	29919	50286	29902	31131
Ellipse 	1	1	42	30/24	2-4	...E1...	2783	—	—	—	—	—	6459	—	7234	—	—	—	—
	1	1	60	30/24	4-6	...E2...	3596	—	—	—	—	—	7272	—	8045	—	—	—	—
	1	1	72	36/24	6	...E3...	4757	—	—	—	—	—	8436	—	9206	7886	—	—	—
	1	1	78	39/26	6-8	...E4...	5445	—	—	—	—	—	9120	7564	9894	8571	—	9047	9406
	1	1	84	42/28	6-8	...E5...	6180	—	—	—	—	—	9859	8299	10632	9310	—	9810	10173
	1	1	90	48/32	6-8	...E6...	7345	14910	16590	15919	10011	10465	11020	9463	11795	10471	23239	11003	11362
	1	1	96	48/32	6-10	...E7...	7806	15371	17053	16381	10474	10944	11930	9924	12255	11269	23699	11493	11852
	1	1	108	52/34	8-10	...E8...	8668	16233	17916	17243	11336	11834	12794	10785	13118	12132	24564	12411	12771
	1	1	120	54/36	8-12	...E9...	10199	17763	19446	18773	12967	13526	14323	13544	14648	13661	26093	13997	14357
	2	2	132	54/36	8-12	...E10...	11127	22786	24466	23792	15280	15894	15252	14472	15577	15706	32711	16516	17056
	2	2	144	54/36	10-14	...E11...	12055	23716	25395	24723	16208	16855	18245	15402	18731	16636	33640	17501	18041
	2	2	156	60/40	10-16	...E12...	13855	25511	30275	26519	19235	18985	20040	17200	20528	19542	35437	19709	20627
	2	2	168	60/40	10-16	...E13...	14850	26508	31271	27516	20230	20009	21037	18195	21525	20539	36433	20759	21680
	2	2	180	60/40	10-16	...E14...	15846	27504	32266	28511	21225	21035	22033	19191	22519	21533	37430	21813	22732
	2	2	192	60/40	12-20	...E15...	17908	32650	37413	33658	25084	25041	24097	22595	24584	25824	40249	25583	26811
	2	2	204	60/40	12-20	...E16...	18972	33713	38476	34720	26145	26132	27221	23658	27870	26885	47252	26701	27929
	2	2	216	60/40	14-22	...E17...	20036	34776	39539	35784	27209	27228	28285	24722	28935	27951	48316	27822	29049
	2	2	240	60/40	14-24	...E18...	22100	36839	41605	37849	29273	29350	30350	26785	30998	30013	50381	29999	31227

! IMPORTANT:


Grain direction is along the width dimension (w) on 1-section tops and depth dimension (d) on 2-section tops.

All top sizes are nominal; actual size may vary by +/-2%.

Tables will be in multiple sections depending on size; tops may further be in multiple pieces. See listings above.

< See the Top Options on a previous page for a full range of special top and border treatments that may be applied.

See the Terms & Options section at the front of the price list for POWER-DATA solutions.





Bevel PVC Edge 1.5th
 HPL Top (Formica® 949 White)
 UBS1H...



Shape	sections		w	d	Seats	Top Code	Top Only	Coda -Vee	Coda -Wire	Coda -X	Cylinder Ø	Plinth Ø	Ryvite	Spyda -T	Spyda -X	Spyda -Y	Uffizi -Loop	Zi-A Ø	Zi-D Ø
	pcs																		
	1	1	30	Diam	2-3	...C1...	1531	—	—	—	—	—	3369	—	3486	—	—	—	—
	1	1	36	Diam	3-4	...C2...	1760	—	—	—	—	—	3599	—	3844	—	—	—	—
	1	1	42	Diam	3-5	...C3...	2029	—	5112	—	3364	—	3868	—	4115	—	—	—	—
	1	1	48	Diam	4-6	...C4...	2326	—	5409	—	3711	—	4388	—	4550	—	—	—	—
	1	1	54	Diam	4-7	...C5...	2680	—	—	—	4472	—	4743	—	5109	—	—	—	—
	1	1	60	Diam	5-7	...C6...	3107	—	—	—	4901	—	5830	—	5538	—	9551	—	—
	2	2	66	Diam	5-8	...C7...	3563	—	—	—	5657	—	—	—	—	—	—	—	—
	2	2	72	Diam	6-9	...C8...	4111	—	—	—	6706	—	—	—	—	—	—	—	—
	1	1	30	30	2-4	...S1...	1387	—	—	—	—	—	3226	—	3342	—	—	—	—
	1	1	36	36	4	...S2...	1615	—	—	—	—	—	3454	—	3699	—	—	—	—
	1	1	42	42	4	...S3...	1878	—	4962	—	—	3422	3717	—	3965	—	—	—	—
	1	1	48	48	4-8	...S4...	2189	—	5271	—	—	3795	4249	—	4413	—	—	—	—
	1	1	54	54	4-8	...S5...	2528	—	—	—	—	4236	—	—	4960	—	—	—	—
	1	1	60	60	4-8	...S6...	2905	—	—	—	—	4714	—	—	5334	—	9349	—	—
	1	1	42	30	4	...R1...	1519	—	—	—	—	—	5197	—	5968	—	—	—	—
	1	1	60	30	4-6	...R2...	1853	—	—	—	—	—	5532	—	6305	—	—	—	—
	1	1	72	36	4-6	...R3...	2324	—	11569	10898	—	—	6000	4442	6774	5451	—	—	—
	1	1	78	39	6-8	...R4...	2610	10177	11857	11188	—	—	6288	4728	7061	5738	—	6211	6571
	1	1	84	42	6-8	...R5...	2916	10483	12165	11494	—	—	6595	5035	7367	6046	—	6548	6909
	1	1	90	48	6-8	...R6...	3384	10952	12631	11960	6053	6507	7062	5505	7836	6512	19280	7043	7406
	1	1	96	48	6-12	...R7...	3589	11154	12836	12164	6257	6724	7714	5707	8039	7052	19483	7273	7634
	1	1	108	48	8-12	...R8...	3942	11507	13191	12517	6609	7109	8068	6060	8393	7407	19837	7685	8045
	1	1	120	52	8-14	...R9...	4549	12114	13798	13125	7319	7875	8674	7896	8999	8013	20444	8347	8709
	2	2	132	52	8-14	...R10...	4930	16586	18270	17593	9082	9695	9054	8273	9379	9507	26513	10318	10859
	2	2	144	52	10-16	...R11...	5307	16968	18647	17975	9461	10107	11497	8654	11984	9888	26893	10753	11293
	2	2	156	56	10-18	...R12...	6017	17675	22436	18682	11397	11147	12204	9362	12690	11705	27601	11870	12791
	2	2	168	56	10-18	...R13...	6421	18078	22844	19087	11801	11582	12608	9767	13096	12109	28004	12331	13253
	2	2	180	56	12-20	...R14...	6827	18484	23249	19492	12208	12015	13014	10173	13501	12515	28411	12794	13714
2	2	192	60	12-20	...R15...	7636	22375	27142	23384	14810	14767	13825	12321	14311	15552	29975	15310	16536	
2	2	204	60	12-20	...R16...	8067	22807	27571	23814	15240	15226	16315	12750	16966	15979	36347	15795	17023	
2	2	216	60	14-22	...R17...	8498	23238	28001	24244	15672	15686	16746	13182	17398	16411	36778	16284	17512	
2	2	240	60	16-26	...R18...	9307	24048	28812	25055	16481	16556	17557	13991	18206	17219	37587	17206	18434	
	1	1	78	39/26	5-7	...V1...	2722	—	—	—	—	—	3679	4841	7172	5850	—	—	—
	1	1	84	42/28	5-7	...V2...	3034	—	—	—	—	—	3679	5152	7485	6163	—	—	—
	1	1	90	48/36	5-7	...V3...	3509	11074	12756	12082	6175	—	3679	5627	7958	6635	19403	7166	7527
	1	1	96	48/36	5-9	...V4...	3716	11282	12963	12292	6386	—	4124	5835	8168	7180	19610	7404	7764
	1	1	108	48/36	7-9	...V5...	4074	11642	13321	12651	6743	—	4124	6195	8527	7540	19971	7817	8180
	1	1	120	52/40	7-11	...V6...	4689	12254	13935	13263	7457	8016	4124	8035	9139	8152	20583	8485	8847
	2	2	132	52/40	7-11	...V7...	5075	16733	18414	17739	9227	9842	4124	8419	9525	9654	26658	10463	11004
	2	2	144	52/40	9-13	...V8...	5458	17118	18797	18125	9611	10258	6187	8804	12134	10038	27042	10902	11443
	2	2	156	56/44	9-15	...V9...	6173	17831	22595	18838	11554	11303	6187	9519	12848	11862	27755	12026	12946
	2	2	168	56/44	9-15	...V10...	6584	18243	23005	19250	11965	11744	6187	9931	13259	12273	28167	12496	13415
	2	2	180	56/44	9-15	...V11...	6995	18651	23416	19661	12375	12184	6187	10342	13670	12683	28577	12961	13883
	2	2	192	60/44	11-18	...V12...	7811	22549	27316	23558	14984	14941	6187	12496	14487	15725	30149	15484	16711
	2	2	204	60/44	11-18	...V13...	8244	22987	27750	23994	15421	15407	8251	12931	17146	16160	36527	15976	17203
	2	2	216	60/44	13-20	...V14...	8681	23422	28185	24430	15856	15872	8251	13368	17581	16596	36961	16468	17696
	2	2	240	60/44	13-22	...V15...	9498	24238	29000	25246	16671	16746	8251	14184	18396	17411	37778	17398	18622

! IMPORTANT:


Wood grain direction is along the width dimension (w) on 1-section tops and depth dimension (d) on 2-section tops.

All top sizes are nominal; actual size may vary by +/-2%.

Tables will be in multiple sections depending on size; tops may further be in multiple pieces. See listings above.

< See the Top Options on a previous page for a full range of special top and border treatments that may be applied.

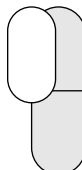
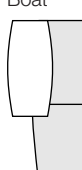

See the Terms & Options section at the front of the price list for POWER-DATA solutions.





Bevel PVC Edge 1.5th
 HPL Top (Formica® 949 White)
 UBS1H...



Shape	sections		w	d	Seats	Top Code	Top Only	Coda -Vee	Coda -Wire	Coda -X	Cylinder Ø	Plinth Ø	Ryvit	Spyda -T	Spyda -X	Spyda -Y	Uffizi -Loop	Zi-A Ø	Zi-D Ø	
	pcs																			
Track 	1	1	42	30	2-4	...T1...	1669	—	—	—	—	—	5348	—	6119	—	—	—	—	
	1	1	60	30	4-6	...T2...	2015	—	—	—	—	—	5690	—	6465	—	—	—	—	
	1	1	72	36	6-8	...T3...	2490	—	11739	—	—	—	6168	4610	6941	5620	—	—	—	
	1	1	78	39	6-8	...T4...	2789	10353	12036	11362	—	—	6465	4906	7238	5914	—	—	6390	6749
	1	1	84	42	6-8	...T5...	3105	10670	12352	11679	—	—	6780	5222	7554	6232	—	—	6735	7093
	1	1	90	48	6-8	...T6...	3579	11147	12828	12157	6248	6702	7257	5700	8031	6709	19477	7238	7600	
	1	1	96	48	6-12	...T7...	3793	11358	13040	12369	6459	6928	7917	5910	8242	7256	19688	7478	7839	
	1	1	108	52	8-12	...T8...	4154	11722	13403	12732	6824	7322	8281	6275	8606	7620	20051	7898	8260	
	1	1	120	54	8-14	...T9...	4773	12338	14018	13346	7541	8099	8897	8117	9222	8236	20667	8569	8931	
	2	2	132	54	8-14	...T10...	5158	16817	18499	17824	9312	9927	9284	8504	9609	9738	26743	10548	11088	
	2	2	144	54	10-16	...T11...	5546	17206	18887	18215	9701	10347	11736	8895	12223	10127	27130	10991	11533	
	2	2	156	60	10-18	...T12...	6264	17923	22687	18932	11645	11395	12453	9611	12940	11953	9611	12940	12117	13038
	2	2	168	60	10-18	...T13...	6680	18337	23101	19346	12060	11839	12867	10025	13353	12369	28264	12591	13510	
	2	2	180	60	12-20	...T14...	7092	18752	23516	19760	12473	12281	13282	10438	13769	12781	28678	13060	13979	
	2	2	192	60	12-20	...T15...	7910	22651	27416	23661	15085	15044	14100	12596	14586	15826	30253	15585	16812	
	2	2	204	60	12-20	...T16...	8351	23090	27854	24098	15525	15511	16601	13035	17248	16263	36631	16080	17306	
	2	2	216	60	14-22	...T17...	8788	23529	28294	24538	15964	15979	17040	13473	17688	16704	37069	16577	17803	
	2	2	240	60	16-26	...T18...	9609	24351	29114	25358	16783	16859	17860	14294	18508	17523	37891	17509	18736	
Boat 	1	1	42	30/24	2-4	...B1...	1646	—	—	—	—	—	5324	—	6096	—	—	—	—	
	1	1	60	30/24	4-6	...B2...	1991	—	—	—	—	—	5666	—	6440	—	—	—	—	
	1	1	72	36/28	6-8	...B3...	2465	—	—	—	—	—	6143	4583	6917	5593	—	—	—	
	1	1	78	39/30	6-8	...B4...	2761	—	—	—	—	—	6438	4878	7210	5889	—	—	6362	6722
	1	1	84	42/30	6-8	...B5...	3076	—	—	—	—	—	6752	5193	7526	6203	—	—	6706	7064
	1	1	90	48/32	6-8	...B6...	3549	11117	12798	12127	6219	6670	7227	5670	8000	6679	19446	7208	7570	
	1	1	96	48/32	6-10	...B7...	3759	11327	13008	12336	6427	6897	7886	5878	8211	7225	19655	7445	7807	
	1	1	108	52/34	8-10	...B8...	4122	11688	13370	12699	6790	7289	8247	6240	8571	7585	20015	7866	8226	
	1	1	120	54/36	8-12	...B9...	4738	12303	13984	13313	7505	8065	8861	8081	9188	8201	20632	8534	8897	
	2	2	132	54/36	8-12	...B10...	5125	16782	18464	17790	9277	9891	9249	8471	9574	9705	26707	10512	11052	
	2	2	144	54/36	10-14	...B11...	5512	17169	18851	18178	9663	10311	11699	8858	12187	10090	27094	10955	11497	
	2	2	156	60/40	10-16	...B12...	6227	17887	22648	18892	11609	11357	12414	9573	12902	11915	27810	12081	13001	
	2	2	168	60/40	10-16	...B13...	6639	18300	23062	19306	12021	11800	12828	9986	13315	12328	28224	12551	13471	
	2	2	180	60/40	12-20	...B14...	7052	18710	23474	19718	12432	12241	13238	10398	13727	12740	28634	13018	13940	
	2	2	192	60/40	12-20	...B15...	7869	22609	27373	23616	15044	15001	14057	12554	14545	15784	30209	15542	16770	
	2	2	204	60/40	12-20	...B16...	8309	23050	27812	24056	15482	15469	16557	12992	17208	16223	36589	16037	17265	
	2	2	216	60/40	14-22	...B17...	8745	23487	28249	24493	15919	15937	16996	13430	17645	16659	37026	16532	17758	
	2	2	240	60/40	14-24	...B18...	9562	24303	29066	25310	16738	16812	17813	14247	18463	17476	37843	17461	18689	
Ellipse 	1	1	42	30/24	2-4	...E1...	1694	—	—	—	—	—	5370	—	6144	—	—	—	—	
	1	1	60	30/24	4-6	...E2...	2039	—	—	—	—	—	5717	—	6489	—	—	—	—	
	1	1	72	36/24	6	...E3...	2518	—	—	—	—	—	6196	—	6968	5647	—	—	—	
	1	1	78	39/26	6-8	...E4...	2817	—	—	—	—	—	6494	4934	7267	5944	—	—	6419	6778
	1	1	84	42/28	6-8	...E5...	3135	—	—	—	—	—	6810	5252	7584	6262	—	—	6765	7124
	1	1	90	48/32	6-8	...E6...	3612	11178	12859	12188	6281	6281	7291	5731	8063	6741	19509	7269	7631	
	1	1	96	48/32	6-10	...E7...	3824	11390	13072	12400	6493	6493	7951	5942	8273	7289	19719	7511	7871	
	1	1	108	52/34	8-10	...E8...	4188	11754	13435	12765	6857	6857	8314	6307	8640	7654	20085	7930	8293	
	1	1	120	54/36	8-12	...E9...	4806	12372	14053	13381	7576	7576	8931	8152	9256	8269	20701	8604	8967	
	2	2	132	54/36	8-12	...E10...	5197	16855	18535	17863	9349	9349	9321	8541	9647	9775	26780	10586	11125	
	2	2	144	54/36	10-14	...E11...	5588	17244	18925	18252	9740	9740	11776	8932	12261	10166	27172	11033	11571	
	2	2	156	60/40	10-16	...E12...	6306	17963	22729	18972	11686	11686	12493	9652	12981	11994	27891	12160	13078	
	2	2	168	60/40	10-16	...E13...	6720	18379	23143	19387	12102	12102	12909	10066	13397	12409	28304	12630	13551	
	2	2	180	60/40	10-16	...E14...	7136	18793	23555	19800	12516	12516	13321	10481	13809	12824	28718	13102	14021	
	2	2	192	60/40	12-20	...E15...	7956	22695	27459	23703	15130	15130	14143	12642	14630	15869	30296	15627	16856	
	2	2	204	60/40	12-20	...E16...	8396	23138	27901	24147	15571	15571	16647	13083	17297	16311	36679	16128	17353	
	2	2	216	60/40	14-22	...E17...	8838	23578	28340	24586	16012	16012	17089	13524	17736	16752	37118	16625	17849	
	2	2	240	60/40	14-24	...E18...	9658	24397	29163	25404	16831	16831	17907	14344	18557	17573	37939	17557	18785	

! IMPORTANT:


Grain direction is along the width dimension (w) on 1-section tops and depth dimension (d) on 2-section tops.

All top sizes are nominal; actual size may vary by +/-2%.

Tables will be in multiple sections depending on size; tops may further be in multiple pieces. See listings above.

< See the Top Options on a previous page for a full range of special top and border treatments that may be applied.

See the Terms & Options section at the front of the price list for POWER-DATA solutions.



Specify: Product No. & Qty
 Edge Shape
 Tagging
 Metal Finish
 Wood Finish

Ø Denotes wire path provided.
 ‡ Requires field sub-assembly.

Prices listed in Wood1 Finishes.



Bevel Self/Wood1 Edge 1.5th

Marble Top (Carrara Marble)

UBS1M...



					...D	...E	...G	...K	...N	...P	...R	...S	...T	...U	...V	...Y	...Z			
Shape	sections	pcs	w	d	Seats	Top Code	Top Only	Coda -Vee	Coda -Wire	Coda -X	Cylinder Ø	Plinth Ø	Ryvit	Spyda -T	Spyda -X	Spyda -Y	Uffizi -Loop	Zi-A Ø	Zi-D Ø	
	1	1	30	Diam	2-3	...C1...	3821	—	—	—	—	—	5659	—	5777	—	—	—	—	—
	1	1	36	Diam	3-4	...C2...	5060	—	—	—	—	—	6898	—	7146	—	—	—	—	—
	1	1	42	Diam	3-5	...C3...	6523	—	9604	—	7856	—	8361	—	8608	—	—	—	—	—
	1	1	48	Diam	4-6	...C4...	8195	—	11277	—	9579	—	10258	—	10419	—	—	—	—	—
	2	2	54	Diam	4-7	...C5...	10105	—	—	—	11897	—	12166	—	12536	—	—	—	—	—
	2	2	60	Diam	5-7	...C6...	12275	—	—	—	14070	—	14998	—	14707	—	18722	—	—	—
	2	2	66	Diam	5-8	...C7...	14653	—	—	—	16750	—	—	—	—	—	—	—	—	—
	2	2	72	Diam	6-9	...C8...	17313	—	—	—	19907	—	—	—	—	—	—	—	—	—
	1	1	30	30	2-4	...S1...	3679	—	—	—	—	—	5515	—	5633	—	—	—	—	—
	1	1	36	36	4	...S2...	4915	—	—	—	—	—	6753	—	7000	—	—	—	—	—
	1	1	42	42	4	...S3...	6372	—	9452	—	—	7912	8209	—	8455	—	—	—	—	—
	1	1	48	48	4-8	...S4...	8054	—	11137	—	—	9661	10118	—	10281	—	—	—	—	—
	1	1	54	54	4-8	...S5...	9955	—	—	—	—	11663	—	—	12386	—	—	—	—	—
	1	1	60	60	4-8	...S6...	12072	—	—	—	—	13881	—	—	14502	—	18517	—	—	—
	1	1	42	30	4	...R1...	4727	—	—	—	—	—	8405	—	9176	—	—	—	—	—
	1	1	60	30	4-6	...R2...	6439	—	—	—	—	—	10117	—	10890	—	—	—	—	—
	1	1	72	36	4-6	...R3...	8925	—	18170	17498	—	—	12600	11042	13374	12051	—	—	—	—
	1	1	78	39	6-8	...R4...	10355	17923	19604	18934	—	—	14034	12474	14807	13485	—	13957	14319	—
	1	1	84	42	6-8	...R5...	11902	19467	21150	20478	—	—	15581	14020	16352	15031	—	15533	15892	—
	1	1	90	48	6-8	...R6...	14386	21954	23634	22963	17055	17509	18064	16504	18837	17515	30283	18043	18406	—
	1	1	96	48	6-12	...R7...	15322	22888	24569	23898	17988	18458	19447	17440	19771	18786	31216	19007	19368	—
	2	2	108	48	8-12	...R8...	17144	24709	26391	—	19812	20310	—	—	—	—	33039	20886	21247	—
	3	3	120	52	8-14	...R9...	20439	28006	29686	—	23208	23767	—	—	—	—	36336	24238	24599	—
	2	4	132	52	8-14	...R10...	22406	34067	35747	—	26562	27177	—	—	—	—	43992	27796	28336	—
	4	4	144	52	10-16	...R11...	24377	36035	37716	—	28529	29176	—	—	—	—	45962	29822	30361	—
	4	4	156	56	10-18	...R12...	28264	39920	44685	—	33644	33393	—	—	—	—	49847	34118	35036	—
	4	4	168	56	10-18	...R13...	30381	42037	46801	—	35762	35541	—	—	—	—	51963	36291	37212	—
	4	4	180	56	12-20	...R14...	32496	44153	48917	—	37878	37684	—	—	—	—	54079	38461	39382	—
	4	4	192	60	12-20	...R15...	36975	51714	56476	—	44148	44105	—	—	—	—	59314	44646	45875	—
	6	6	204	60	12-20	...R16...	39235	53978	58741	—	46412	46398	—	—	—	—	67519	46967	48193	—
	6	6	216	60	14-22	...R17...	41501	56241	61006	—	48675	48692	—	—	—	—	69783	49289	50514	—
	6	6	240	60	16-26	...R18...	45977	60718	65481	—	53151	53228	—	—	—	—	74258	53876	55103	—
	1	1	78	39/26	5-7	...V1...	10468	—	—	—	—	—	14145	12588	14920	13597	—	—	—	—
	1	1	84	42/28	5-7	...V2...	12019	—	—	—	—	—	15697	14136	16468	15146	—	—	—	—
	1	1	90	48/36	5-7	...V3...	14508	22075	23755	23086	17177	—	18187	16628	18960	17638	30405	18166	18529	—
	1	1	96	48/36	5-9	...V4...	15451	23019	24698	24026	18119	—	19576	17570	19900	18914	31347	19136	19495	—
	2	2	108	48/36	7-9	...V5...	17276	24843	26523	—	19946	—	—	—	—	—	33171	21019	21381	—
	3	3	120	52/40	7-11	...V6...	20581	28147	29829	—	23350	23907	—	—	—	—	36475	24379	24739	—
	2	4	132	52/40	7-11	...V7...	22554	34211	35893	—	26706	27322	—	—	—	—	44136	27941	28482	—
	4	4	144	52/40	9-13	...V8...	24528	36186	37867	—	28681	29326	—	—	—	—	46113	29973	30514	—
	4	4	156	56/44	9-15	...V9...	28420	40077	44844	—	33801	33551	—	—	—	—	50005	34276	35193	—
	4	4	168	56/44	9-15	...V10...	30543	42199	46964	—	35923	35704	—	—	—	—	52125	36452	37372	—
	4	4	180	56/44	9-15	...V11...	32663	44322	49086	—	38044	37853	—	—	—	—	54247	38629	39550	—
	4	4	192	60/44	11-18	...V12...	37146	51885	56650	—	44320	44277	—	—	—	—	59487	44820	46047	—
	6	6	204	60/44	11-18	...V13...	39415	54156	58920	—	46588	46577	—	—	—	—	67697	47145	48372	—
	6	6	216	60/44	13-20	...V14...	41685	56427	61190	—	48859	48877	—	—	—	—	69966	49473	50698	—
	6	6	240	60/44	13-22	...V15...	46168	60910	65671	—	53343	53418	—	—	—	—	74449	54067	55294	—

! IMPORTANT:


Wood grain direction is along the width dimension (w) on 1-section tops and depth dimension (d) on 2-section tops.

All top sizes are nominal; actual size may vary by +/-2%.

Tables will be in multiple sections depending on size; tops may further be in multiple pieces. See listings above.

< See the Top Options on a previous page for a full range of special top and border treatments that may be applied.

See the Terms & Options section at the front of the price list for POWER-DATA solutions.



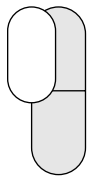
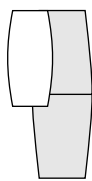
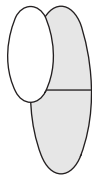


Bevel Self/Wood1 Edge 1.5th

Marble Top (Carrara Marble)

UBS1M...



Shape	sections		w	d	Seats	Top Code	Top Only	Coda -Vee	Coda -Wire	Coda -X	Cylinder Ø	Plinth Ø	Ryvite	Spyda -T	Spyda -X	Spyda -Y	Uffizi -Loop	Zi-A Ø	Zi-D Ø
	pcs																		
Track 	1	1	42	30	2-4	...T1...	4878	—	—	—	—	—	8557	—	9330	—	—	—	—
	1	1	60	30	4-6	...T2...	6597	—	—	—	—	—	10276	—	11047	—	—	—	—
	1	1	72	36	6-8	...T3...	9090	—	18338	—	—	—	12769	11209	13542	12220	—	—	—
	1	1	78	39	6-8	...T4...	10534	18100	19782	19108	—	—	14212	12653	14984	13661	—	14135	14495
	1	1	84	42	6-8	...T5...	12086	19654	21334	20665	—	—	15765	14206	16538	15216	—	15718	16079
	1	1	90	48	6-8	...T6...	14581	22148	23828	23157	17248	17703	18258	16699	19032	17708	30476	18240	18602
	1	1	96	48	6-12	...T7...	15527	23092	24776	24100	18193	18664	19651	17645	19977	18990	31421	19213	19573
	2	1	108	52	8-12	...T8...	17357	24924	26604	—	20026	20523	—	—	—	—	33253	21099	21461
	3	1	120	54	8-14	...T9...	20663	28227	29910	—	23432	23990	—	—	—	—	36558	24461	24821
	2	4	132	54	8-14	...T10...	22640	34297	35979	—	26792	27408	—	—	—	—	44222	28027	28569
	4	4	144	54	10-16	...T11...	24615	36275	37956	—	28769	29416	—	—	—	—	46200	30060	30602
	4	4	156	60	10-18	...T12...	28512	40171	44935	—	33895	33643	—	—	—	—	50096	34368	35285
	4	4	168	60	10-18	...T13...	30636	42296	47059	—	36019	35798	—	—	—	—	52220	36548	37468
	4	4	180	60	12-20	...T14...	32764	44420	49183	—	38141	37952	—	—	—	—	54346	38730	39648
	4	4	192	60	12-20	...T15...	37249	51990	56752	—	44422	44380	—	—	—	—	59588	44922	46150
	6	4	204	60	12-20	...T16...	39522	54263	59025	—	46696	46683	—	—	—	—	67801	47251	48479
	6	4	216	60	14-22	...T17...	41793	56532	61298	—	48967	48983	—	—	—	—	70074	49579	50807
	6	4	240	60	16-26	...T18...	46280	61020	65784	—	53454	53530	—	—	—	—	74561	54180	55406
Boat 	1	1	42	30/24	2-4	...B1...	4855	—	—	—	—	—	8533	—	9307	—	—	—	—
	1	1	60	30/24	4-6	...B2...	6573	—	—	—	—	—	10251	—	11024	—	—	—	—
	1	1	72	36/28	6-8	...B3...	9067	—	—	—	—	—	12743	11184	13516	12194	—	—	—
	1	1	78	39/30	6-8	...B4...	10507	—	—	—	—	—	14185	12625	14956	13635	—	14107	14468
	1	1	84	42/30	6-8	...B5...	12057	—	—	—	—	—	15736	14177	16510	15187	—	15689	16050
	1	1	90	48/32	6-8	...B6...	14552	22118	23798	23125	17218	17673	18228	16669	19002	17678	30446	18209	18572
	1	1	96	48/32	6-10	...B7...	15497	23062	24742	24070	18163	18633	19621	17615	19947	18960	31391	19183	19542
	2	1	108	52/34	8-10	...B8...	17323	24891	26572	—	19993	20490	—	—	—	—	33220	21066	21428
	3	1	120	54/36	8-12	...B9...	20627	28194	29873	—	23396	23955	—	—	—	—	36522	24425	24787
	2	4	132	54/36	8-12	...B10...	22603	34261	35943	—	26756	27372	—	—	—	—	44187	27992	28533
	4	4	144	54/36	10-14	...B11...	24579	36237	37920	—	28733	29378	—	—	—	—	46164	30025	30563
	4	4	156	60/40	10-16	...B12...	28475	40132	44897	—	33856	33605	—	—	—	—	50060	34330	35248
	4	4	168	60/40	10-16	...B13...	30599	42255	47021	—	35979	35760	—	—	—	—	52181	36509	37430
	4	4	180	60/40	12-20	...B14...	32721	44379	49143	—	38102	37910	—	—	—	—	54304	38687	39608
	4	4	192	60/40	12-20	...B15...	37206	51945	56712	—	44380	44337	—	—	—	—	59546	44880	46108
	6	4	204	60/40	12-20	...B16...	39477	54218	58982	—	46652	46638	—	—	—	—	67758	47209	48433
	6	4	216	60/40	14-22	...B17...	41748	56490	61252	—	48923	48940	—	—	—	—	70031	49538	50762
	6	4	240	60/40	14-24	...B18...	46233	60973	65737	—	53408	53482	—	—	—	—	74513	54133	55360
Ellipse 	1	1	42	30/24	2-4	...E1...	4903	—	—	—	—	—	8582	—	9355	—	—	—	—
	1	1	60	30/24	4-6	...E2...	6623	—	—	—	—	—	10300	—	11074	—	—	—	—
	1	1	72	36/24	6	...E3...	9118	—	—	—	—	—	12796	—	13569	12247	—	—	—
	1	1	78	39/26	6-8	...E4...	10562	—	—	—	—	—	14241	12681	15013	13690	—	14163	14524
	1	1	84	42/28	6-8	...E5...	12116	—	—	—	—	—	15795	14236	16569	15246	—	15748	16109
	1	1	90	48/32	6-8	...E6...	14614	22180	23861	23190	17283	17734	18290	16733	19063	17742	30507	18272	18633
	1	1	96	48/32	6-10	...E7...	15560	23124	24808	24134	18227	18696	19684	17677	20009	19023	31453	19246	19606
	2	1	108	52/34	8-10	...E8...	17391	24957	26636	—	20060	20556	—	—	—	—	33286	21132	21495
	3	1	120	54/36	8-12	...E9...	20697	28264	29944	—	23465	24025	—	—	—	—	36592	24494	24855
	2	4	132	54/36	8-12	...E10...	22676	34333	36016	—	26828	27445	—	—	—	—	44259	28064	28605
	4	4	144	54/36	10-14	...E11...	24655	36314	37994	—	28807	29454	—	—	—	—	46238	30101	30640
	4	4	156	60/40	10-16	...E12...	28552	40210	44973	—	33932	33683	—	—	—	—	50135	34406	35326
	4	4	168	60/40	10-16	...E13...	30681	42338	47101	—	36062	35839	—	—	—	—	52263	36590	37509
	4	4	180	60/40	10-16	...E14...	32806	44464	49227	—	38187	37994	—	—	—	—	54389	38772	39693
	4	4	192	60/40	12-20	...E15...	37293	52032	56798	—	44467	44424	—	—	—	—	59631	44966	46194
	6	4	204	60/40	12-20	...E16...	39566	54307	59071	—	46742	46727	—	—	—	—	67849	47297	48523
	6	4	216	60/40	14-22	...E17...	41842	56583	61346	—	49018	49032	—	—	—	—	70122	49630	50854
	6	4	240	60/40	14-24	...E18...	46328	61070	65832	—	53503	53578	—	—	—	—	74608	54226	55454

! IMPORTANT:


Grain direction is along the width dimension (w) on 1-section tops and depth dimension (d) on 2-section tops.

All top sizes are nominal; actual size may vary by +/-2%.

Tables will be in multiple sections depending on size; tops may further be in multiple pieces. See listings above.

< See the Top Options on a previous page for a full range of special top and border treatments that may be applied.

See the Terms & Options section at the front of the price list for POWER-DATA solutions.



Specify: Product No. & Qty
Edge Shape
Tagging
Metal Finish
Wood Finish

Ø Denotes wire path provided.
‡ Requires field sub-assembly.

Prices listed in Wood1 Finishes.



Bevel Self/Wood1 Edge 1.5th
 Quartz Top: Cambria® standard colors*
 UBS1Q...




Shape	sections		w	d	Seats	Top Code	Top Only	Coda -Vee	Coda -Wire	Coda -X	Cylinder Ø	Plinth Ø	Ryvit	Spyda -T	Spyda -X	Spyda -Y	Uffizi -Loop	Zi-A Ø	Zi-D Ø	
	pcs																			
 Circle	1	1	30	Diam	2-3	...C1...	3112	—	—	—	—	—	—	—	4951	—	5071	—	—	—
	1	1	36	Diam	3-4	...C2...	4038	—	—	—	—	—	—	5877	—	6123	—	—	—	—
	1	1	42	Diam	3-5	...C3...	5133	—	8214	—	6467	—	6971	—	7219	—	—	—	—	—
	1	1	48	Diam	4-6	...C4...	6379	—	9463	—	7765	—	8443	—	8604	—	—	—	—	—
	2	2	54	Diam	4-7	...C5...	7808	—	—	—	9602	—	9871	—	10239	—	—	—	—	—
	2	2	60	Diam	5-7	...C6...	9442	—	—	—	11234	—	12165	—	11873	—	15886	—	—	—
	2	2	66	Diam	5-8	...C7...	11224	—	—	—	13319	—	—	—	—	—	—	—	—	—
	2	2	72	Diam	6-9	...C8...	13229	—	—	—	15824	—	—	—	—	—	—	—	—	—
 Square	1	1	30	30	2-4	...S1...	2969	—	—	—	—	—	4807	—	4926	—	—	—	—	—
	1	1	36	36	4	...S2...	3894	—	—	—	—	—	5732	—	5979	—	—	—	—	—
	1	1	42	42	4	...S3...	4983	—	8065	—	—	6524	6820	—	7067	—	—	—	—	—
	1	1	48	48	4-8	...S4...	6241	—	9326	—	—	7849	8304	—	8467	—	—	—	—	—
	1	1	54	54	4-8	...S5...	7657	—	—	—	—	9364	—	—	10089	—	—	—	—	—
	1	1	60	60	4-8	...S6...	9235	—	—	—	—	11045	—	—	11669	—	15681	—	—	—
 Rectangle	1	1	42	30	4	...R1...	3736	—	—	—	—	—	7413	—	8187	—	—	—	—	—
	1	1	60	30	4-6	...R2...	5021	—	—	—	—	—	8698	—	9472	—	—	—	—	—
	1	1	72	36	4-6	...R3...	6882	—	16130	15457	—	—	10560	9000	11333	10010	—	—	—	—
	1	1	78	39	6-8	...R4...	7960	15528	17210	16536	—	—	11639	10080	12412	11089	—	11563	11923	—
	1	1	84	42	6-8	...R5...	9122	16689	18370	17700	—	—	12800	11242	13575	12251	—	12753	13114	—
	1	1	90	48	6-8	...R6...	10984	18551	20233	19561	13653	14106	14662	13103	15436	14113	26880	14642	15005	—
	1	1	96	48	6-12	...R7...	11694	19261	20943	20269	14362	14832	15820	13812	16144	15159	27590	15380	15740	—
	2	2	108	48	8-12	...R8...	13061	20627	22308	21637	—	16226	—	—	—	—	28957	16802	17165	—
	3	3	120	52	8-14	...R9...	15527	23092	24776	24100	—	18853	—	—	—	—	31421	19324	19685	—
	2	4	132	52	8-14	...R10...	17004	28662	30344	29670	—	21771	—	—	—	—	38588	22393	22934	—
	4	4	144	52	10-16	...R11...	18481	30140	31820	31148	—	23280	—	—	—	—	40065	23927	24466	—
	4	4	156	56	10-18	...R12...	21386	33043	37807	34050	—	26515	—	—	—	—	42969	27239	28159	—
	4	4	168	56	10-18	...R13...	22973	34630	39396	35638	—	28134	—	—	—	—	44556	28883	29804	—
	4	4	180	56	12-20	...R14...	24561	36219	40982	37226	—	29750	—	—	—	—	46144	30527	31447	—
	4	4	192	60	12-20	...R15...	27903	42642	47406	43650	—	35035	—	—	—	—	50242	35577	36804	—
	6	6	204	60	12-20	...R16...	29599	44339	49104	45347	—	36760	—	—	—	—	57879	37328	38557	—
	6	6	216	60	14-22	...R17...	31295	46036	50800	47043	—	38486	—	—	—	—	59577	39083	40307	—
	6	6	240	60	16-26	...R18...	34641	49381	54143	50388	—	41890	—	—	—	—	62921	42540	43765	—
 Video	1	1	78	39/26	5-7	...V1...	8073	—	—	—	—	—	11751	10192	12524	11202	—	—	—	—
	1	1	84	42/28	5-7	...V2...	9242	—	—	—	—	—	12919	11360	13691	12370	—	—	—	—
	1	1	90	48/36	5-7	...V3...	11107	18674	20356	19682	13775	14229	14786	13226	15558	14235	27003	14765	15127	—
	1	1	96	48/36	5-9	...V4...	11824	19390	21071	20399	14492	—	15948	13943	16274	15287	27719	15509	15869	—
	2	2	108	48/36	7-9	...V5...	13197	20761	22445	21770	—	—	—	—	—	—	29091	16939	17300	—
	3	3	120	52/40	7-11	...V6...	15668	23233	24914	24242	—	—	—	—	—	—	31562	19464	19826	—
	2	4	132	52/40	7-11	...V7...	17151	28807	30489	29815	—	21916	—	—	—	—	38733	22538	23080	—
	4	4	144	52/40	9-13	...V8...	18633	30290	31972	31299	—	23432	—	—	—	—	40216	24078	24618	—
	4	4	156	56/44	9-15	...V9...	21541	33199	37963	34207	—	26671	—	—	—	—	43125	27395	28314	—
	4	4	168	56/44	9-15	...V10...	23135	34792	39556	35801	—	28296	—	—	—	—	44718	29047	29967	—
	4	4	180	56/44	9-15	...V11...	24727	36383	41149	37393	—	29915	—	—	—	—	46310	30693	31615	—
	4	4	192	60/44	11-18	...V12...	28076	42816	47580	43822	—	35207	—	—	—	—	50416	35748	36977	—
	6	6	204	60/44	11-18	...V13...	29778	44519	49281	45524	—	36940	—	—	—	—	58058	37506	38735	—
	6	6	216	60/44	13-20	...V14...	31480	46222	50985	47230	—	38672	—	—	—	—	59761	39265	40493	—
	6	6	240	60/44	13-22	...V15...	34829	49570	54333	50577	—	42079	—	—	—	—	63110	42728	43955	—

! IMPORTANT:

Wood grain direction is along the width dimension (w) on 1-section tops and depth dimension (d) on 2-section tops. All top sizes are nominal; actual size may vary by +/-2%.

Tables will be in multiple sections depending on size; tops may further be in multiple pieces. See listings above.

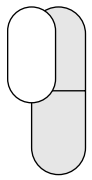
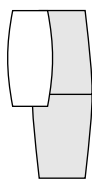
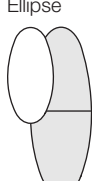
- < See the Top Options on a previous page for a full range of special top and border treatments that may be applied.
- See the Terms & Options section at the front of the price list for POWER-DATA solutions.





Bevel Self/Wood1 Edge 1.5th
 Quartz Top: Cambria® standard colors*
 UBS1Q...



Shape	sections		w	d	Seats	Top Code	Top Only	Coda -Vee	Coda -Wire	Coda -X	Cylinder Ø	Plinth Ø	Ryvite	Spyda -T	Spyda -X	Spyda -Y	Uffizi -Loop	Zi-A Ø	Zi-D Ø	
	pcs																			
Track 	1	1	42	30	2-4	...T1...	3886	—	—	—	—	—	—	7564	—	8336	—	—	—	
	1	1	60	30	4-6	...T2...	5180	—	—	—	—	—	—	8858	—	9630	—	—	—	
	1	1	72	36	6-8	...T3...	7051	—	16298	—	—	—	—	10726	9169	11500	10178	—	—	
	1	1	78	39	6-8	...T4...	8140	15706	17387	16715	—	—	—	11815	10259	12591	11267	—	11741	12102
	1	1	84	42	6-8	...T5...	9310	16878	18557	17887	—	—	—	12987	11428	13760	12438	—	12940	13298
	1	1	90	48	6-8	...T6...	11179	18745	20427	19755	13847	14302	14857	13297	15628	14307	27075	14838	15198	
	1	1	96	48	6-12	...T7...	11898	19464	21146	20474	14566	15037	16024	14017	16350	15364	27792	15585	15945	
	2	108	52	8-12	...T8...	13276	20841	22520	21849	—	16439	—	—	—	—	—	—	29170	17016	17378
	3	120	54	8-14	...T9...	15748	17488	24996	24324	—	19076	—	—	—	—	—	—	31645	19547	19909
	2	4	132	54	8-14	...T10...	17234	28893	30574	29900	—	22003	—	—	—	—	—	38818	22623	23164
	4	144	54	10-16	...T11...	18722	30380	32059	31386	—	23519	—	—	—	—	—	—	40304	24164	24705
	4	156	60	10-18	...T12...	21634	33292	38054	34298	—	26763	—	—	—	—	—	—	43216	27488	28408
	4	168	60	10-18	...T13...	23231	34888	39651	35895	—	28390	—	—	—	—	—	—	44815	29141	30060
	4	180	60	12-20	...T14...	24825	36486	41249	37493	—	30015	—	—	—	—	—	—	46410	30792	31713
	4	192	60	12-20	...T15...	28179	42918	47683	43926	—	35311	—	—	—	—	—	—	50519	35852	37079
	6	204	60	12-20	...T16...	29884	44624	49388	45632	—	37043	—	—	—	—	—	—	58165	37613	38841
	6	216	60	14-22	...T17...	31590	46329	51094	47337	—	38780	—	—	—	—	—	—	59870	39375	40603
	6	240	60	16-26	...T18...	34942	49683	54444	50691	—	42192	—	—	—	—	—	—	63222	42841	44067
Boat 	1	1	42	30/24	2-4	...B1...	3864	—	—	—	—	—	—	7541	—	8314	—	—	—	
	1	1	60	30/24	4-6	...B2...	5156	—	—	—	—	—	—	8833	—	9605	—	—	—	
	1	1	72	36/28	6-8	...B3...	7025	—	—	—	—	—	—	10702	9143	11475	10151	—	—	
	1	1	78	39/30	6-8	...B4...	8112	—	—	—	—	—	—	11791	10232	12564	11239	—	11714	12074
	1	1	84	42/30	6-8	...B5...	9282	—	—	—	—	—	—	12958	11400	13731	12409	—	12911	13271
	1	1	90	48/32	6-8	...B6...	11149	18715	20397	19725	13817	14272	14826	13267	15599	14277	27045	14807	15168	
	1	1	96	48/32	6-10	...B7...	11867	19433	21115	20442	14533	15005	15993	13985	16316	15332	27761	15554	15914	
	2	108	52/34	8-10	...B8...	13242	20810	22489	21818	—	16408	—	—	—	—	—	—	29138	16984	17346
	3	120	54/36	8-12	...B9...	15714	23281	24963	24292	—	19044	—	—	—	—	—	—	31610	19513	19876
	2	4	132	54/36	8-12	...B10...	17200	28857	30540	29866	—	21968	—	—	—	—	—	38784	22588	23129
	4	144	54/36	10-14	...B11...	18684	30343	32024	31350	—	23482	—	—	—	—	—	—	40268	24128	24669
	4	156	60/40	10-16	...B12...	21597	33254	38017	34261	—	26726	—	—	—	—	—	—	43180	27450	28367
	4	168	60/40	10-16	...B13...	23191	34847	39612	35857	—	28352	—	—	—	—	—	—	44773	29102	30023
	4	180	60/40	12-20	...B14...	24786	36444	41208	37450	—	29974	—	—	—	—	—	—	46369	30751	31674
	4	192	60/40	12-20	...B15...	28136	42877	47640	43886	—	35269	—	—	—	—	—	—	50477	35808	37037
	6	204	60/40	12-20	...B16...	29840	44580	49345	45589	—	37002	—	—	—	—	—	—	58120	37569	38797
	6	216	60/40	14-22	...B17...	31543	46284	51049	47294	—	38735	—	—	—	—	—	—	59825	39332	40555
	6	240	60/40	14-24	...B18...	34896	49636	54399	50643	—	42145	—	—	—	—	—	—	63176	42795	44022
Ellipse 	1	1	42	30/24	2-4	...E1...	3910	—	—	—	—	—	—	7587	—	8361	—	—	—	
	1	1	60	30/24	4-6	...E2...	5206	—	—	—	—	—	—	8884	—	9657	—	—	—	
	1	1	72	36/24	6	...E3...	7079	—	—	—	—	—	—	10754	—	11528	10205	—	—	
	1	1	78	39/26	6-8	...E4...	8168	—	—	—	—	—	—	11843	10287	12618	11294	—	11769	12129
	1	1	84	42/28	6-8	...E5...	9340	—	—	—	—	—	—	13017	11458	13790	12468	—	12971	13330
	1	1	90	48/32	6-8	...E6...	11210	18777	20459	19789	13881	14333	14889	13330	15663	14341	27106	14869	15231	
	1	1	96	48/32	6-10	...E7...	11930	19495	21180	20506	14597	15068	16056	14048	16381	15395	27825	15618	15977	
	2	108	52/34	8-10	...E8...	13310	20874	22557	21884	—	16474	—	—	—	—	—	—	29205	17052	17412
	3	120	54/36	8-12	...E9...	15785	23352	25031	24360	—	19112	—	—	—	—	—	—	31680	19582	19946
	2	4	132	54/36	8-12	...E10...	17272	28931	30611	29939	—	22041	—	—	—	—	—	38855	22662	23202
	4	144	54/36	10-14	...E11...	18760	30417	32100	31425	—	23558	—	—	—	—	—	—	40344	24206	24745
	4	156	60/40	10-16	...E12...	21674	33331	38097	34340	—	26804	—	—	—	—	—	—	43258	27530	28448
	4	168	60/40	10-16	...E13...	23271	34929	39693	35936	—	28431	—	—	—	—	—	—	44854	29181	30102
	4	180	60/40	10-16	...E14...	24869	36527	41291	37534	—	30058	—	—	—	—	—	—	46453	30835	31756
	4	192	60/40	12-20	...E15...	28222	42963	47727	43972	—	35355	—	—	—	—	—	—	50563	35895	37123
	6	204	60/40	12-20	...E16...	29928	44669	49433	45678	—	37091	—	—	—	—	—	—	58211	37659	38887
	6	216	60/40	14-22	...E17...	31635	46376	51140	47385	—	38827	—	—	—	—	—	—	59918	39423	40649
	6	240	60/40	14-24	...E18...	34990	49730	54495	50737	—	42240	—	—	—	—	—	—	63271	42888	44117

! IMPORTANT:


Grain direction is along the width dimension (w) on 1-section tops and depth dimension (d) on 2-section tops.

All top sizes are nominal; actual size may vary by +/-2%.

Tables will be in multiple sections depending on size; tops may further be in multiple pieces. See listings above.

< See the Top Options on a previous page for a full range of special top and border treatments that may be applied.

See the Terms & Options section at the front of the price list for POWER-DATA solutions.





Bevel Self Edge 1.5th

Wood1 Top (all colors)

UBS1W...

Shape	sections		w	d	Seats	Top Code	Top Only	Coda -Vee	Coda -Wire	Coda -X	Cylinder Ø	Plinth Ø	Ryvit	Spyda -T	Spyda -X	Spyda -Y	Uffizi -Loop	Zi-A Ø	Zi-D Ø		
	pcs																				
	Circle	1	1	30	Diam	2-3	...C1...	1509	—	—	—	—	—	3349	—	3467	—	—	—	—	
		1	36	Diam	3-4	...C2...	1731	—	—	—	—	—	—	3570	—	3816	—	—	—	—	—
		1	42	Diam	3-5	...C3...	1992	—	5075	—	3324	—	3831	—	4077	—	—	—	—	—	—
		1	48	Diam	4-6	...C4...	2277	—	5360	—	3661	—	4340	—	4502	—	—	—	—	—	—
		1	54	Diam	4-7	...C5...	2615	—	—	—	4411	—	4678	—	5048	—	—	—	—	—	—
		1	60	Diam	5-7	...C6...	3030	—	—	—	4824	—	5756	—	5464	—	9476	—	—	—	—
		2	2	66	Diam	5-8	...C7...	3467	—	—	—	5563	—	—	—	—	—	—	—	—	—
		2	2	72	Diam	6-9	...C8...	3999	—	—	—	6594	—	—	—	—	—	—	—	—	—
	Square	1	1	30	30	2-4	...S1...	1366	—	—	—	—	3206	—	3323	—	—	—	—	—	
		1	36	36	4	...S2...	1586	—	—	—	—	—	3425	—	3671	—	—	—	—	—	—
		1	42	42	4	...S3...	1841	—	4925	—	—	3383	3681	—	3927	—	—	—	—	—	—
		1	48	48	4-8	...S4...	2138	—	5221	—	—	3745	4201	—	4362	—	—	—	—	—	—
		1	54	54	4-8	...S5...	2465	—	—	—	—	4174	—	—	4897	—	—	—	—	—	—
		1	60	60	4-8	...S6...	2826	—	—	—	—	4635	—	—	5259	—	9272	—	—	—	—
	Rectangle	1	1	42	30	4	...R1...	1491	—	—	—	—	5169	—	5942	—	—	—	—	—	
		1	60	30	4-6	...R2...	1816	—	—	—	—	—	5494	—	6265	—	—	—	—	—	
		1	72	36	4-6	...R3...	2268	—	11512	10842	—	—	5944	4386	6718	5394	—	—	—	—	
		1	78	39	6-8	...R4...	2546	10111	11794	11121	—	—	6223	4664	6996	5673	—	6147	6507	—	
		1	84	42	6-8	...R5...	2843	10408	12087	11418	—	—	6518	4961	7293	5968	—	6474	6833	—	
		1	90	48	6-8	...R6...	3293	10861	12540	11868	5961	6416	6970	5412	7744	6421	19189	6950	7312	—	
		1	96	48	6-12	...R7...	3487	11055	12736	12066	6155	6625	7613	5606	7938	6952	19382	7173	7534	—	
		1	108	48	8-12	...R8...	3831	11396	13077	12406	6498	6996	7956	5949	8281	7294	19725	7572	7934	—	
		1	120	52	8-14	...R9...	4416	11983	13663	12991	7184	7744	8540	7760	8867	7879	20311	8213	8575	—	
		2	2	132	52	8-14	...R10...	4782	16439	18121	17448	8933	9550	8906	8128	9361	26365	10172	10711	—	
		2	2	144	52	10-16	...R11...	5149	16805	18487	17815	9301	9947	11336	8495	11824	9726	26731	10593	11134	—
		2	2	156	56	10-18	...R12...	5829	17488	22251	18495	11209	10959	12017	9174	12504	11519	27414	11684	12601	—
		2	2	168	56	10-18	...R13...	6221	17877	22642	18886	11600	11380	12407	9564	12895	11908	27804	12130	13049	—
		2	2	180	56	12-20	...R14...	6609	18270	23032	19276	11991	11799	12798	9956	13285	12298	28194	12576	13497	—
		2	2	192	60	12-20	...R15...	7388	22130	26894	23138	14563	14522	13578	12074	14064	15305	29728	15064	16289	—
		2	2	204	60	12-20	...R16...	7805	22544	27307	23552	14979	14964	16054	12489	16704	15718	36086	15534	16762	—
		2	2	216	60	14-22	...R17...	8218	22960	27723	23967	15394	15409	16468	12903	17119	16134	36499	16006	17231	—
		2	2	240	60	16-26	...R18...	8998	23739	28503	24748	16171	16249	17247	13683	17897	16913	37279	16897	18125	—
	Video	1	1	78	39/26	5-7	...V1...	2657	—	—	—	—	6335	4776	7109	5786	—	—	—		
		1	84	42/28	5-7	...V2...	2959	—	—	—	—	—	6635	5077	7409	6087	—	—	—	—	
		1	90	48/36	5-7	...V3...	3415	10982	12661	11991	6083	—	7092	5535	7867	6542	19310	7074	7436	—	
		1	96	48/36	5-9	...V4...	3618	11183	12865	12193	6286	—	7742	5736	8068	7081	19512	7302	7663	—	
		1	108	48/36	7-9	...V5...	3965	11530	13212	12540	6633	—	8090	6083	8416	7429	19858	7708	8069	—	
		1	120	52/40	7-11	...V6...	4556	12123	13803	13131	7324	7881	8680	7901	9005	8018	20451	8353	8714	—	
		2	2	132	52/40	7-11	...V7...	4928	16584	18266	17592	9079	9694	9053	8272	9378	9506	26512	10317	10858	—
		2	2	144	52/40	9-13	...V8...	5300	16957	18639	17964	9451	10099	11489	8646	11974	9878	26883	10744	11285	—
		2	2	156	56/44	9-15	...V9...	5987	17645	22406	18651	11367	11117	12172	9332	12660	11675	27571	11841	12761	—
		2	2	168	56/44	9-15	...V10...	6383	18041	22805	19049	11765	11541	12570	9728	13058	12072	27966	12294	13213	—
		2	2	180	56/44	9-15	...V11...	6778	18436	23201	19444	12159	11966	12965	10124	13454	12467	28361	12744	13665	—
		2	2	192	60/44	11-18	...V12...	7564	22305	27066	23311	14737	14695	13750	12249	14238	15477	29902	15237	16465	—
		2	2	204	60/44	11-18	...V13...	7984	22724	27488	23732	15159	15144	16233	12671	16884	15898	36264	15712	16941	—
		2	2	216	60/44	13-20	...V14...	8404	23144	27907	24152	15577	15594	16654	13088	17302	16316	36684	16191	17415	—
		2	2	240	60/44	13-22	...V15...	9189	23930	28692	24936	16364	16438	17438	13872	18089	17102	37469	17089	18314	—

! IMPORTANT:


Wood grain direction is along the width dimension (w) on 1-section tops and depth dimension (d) on 2-section tops.

All top sizes are nominal; actual size may vary by +/-2%.

Tables will be in multiple sections depending on size; tops may further be in multiple pieces. See listings above.

< See the Top Options on a previous page for a full range of special top and border treatments that may be applied.

See the Terms & Options section at the front of the price list for POWER-DATA solutions.



Specify: Product No. & Qty
 Edge Shape
 Tagging
 Metal Finish
 Wood Finish

Ø Denotes wire path provided.
 ‡ Requires field sub-assembly.

Prices listed in Wood1 Finishes.



Bevel Self Edge 1.5th

Wood1 Top (all colors)

UBS1W...



Shape	sections		w	d	Seats	Top Code	...D	...E	...G	...K	...N	...P	...R	...S	...T	...U	...V	...Y	...Z		
	pcs						Top Only	Coda -Vee	Coda -Wire	Coda -X	Cylinder Ø	Plinth Ø	Ryvlt	Spyda -T	Spyda -X	Spyda -Y	Uffizi -Loop	Zi-A Ø	Zi-D Ø		
	1	1	42	30	2-4	...T1...	1644	—	—	—	—	—	5321	—	6093	—	—	—	—		
		1	60	30	4-6	...T2...	1975	—	—	—	—	—	—	5652	—	6425	—	—	—	—	
		1	72	36	6-8	...T3...	2434	—	11682	—	—	—	—	6112	4553	6886	5563	—	—	—	
		1	78	39	6-8	...T4...	2722	10289	11970	11298	—	—	—	6398	4841	7172	5850	—	6323	6685	
		1	84	42	6-8	...T5...	3027	10595	12275	11604	—	—	—	6706	5148	7478	6155	—	6659	7020	
		1	90	48	6-8	...T6...	3487	11055	12736	12066	6155	6609	7166	5606	7938	6617	19382	7146	7506	—	
		1	96	48	6-12	...T7...	3693	11258	12940	12268	6361	6831	7817	5811	8144	7155	19589	7379	7740	—	
		1	108	52	8-12	...T8...	4043	11611	13290	12619	6712	7209	8169	6163	8495	7506	19939	7785	8147	—	
		1	120	54	8-14	...T9...	4638	12204	13887	13213	7408	7965	8763	7984	9088	8102	20533	8437	8799	—	
		2	2	132	54	8-14	...T10...	5013	16669	18351	17677	9164	9779	9138	8357	9463	9591	26597	10402	10942	—
			2	144	54	10-16	...T11...	5387	17044	18727	18054	9540	10186	11576	8733	12063	9966	26972	10833	11372	—
			2	156	60	10-18	...T12...	6078	17736	22501	18744	11462	11208	12267	9423	12753	11767	27663	11934	12853	—
			2	168	60	10-18	...T13...	6478	18136	22901	19144	11859	11639	12666	9824	13153	12166	28062	12388	13310	—
			2	180	60	12-20	...T14...	6879	18535	23300	19544	12259	12068	13066	10223	13553	12566	28461	12844	13764	—
			2	192	60	12-20	...T15...	7664	22404	27171	23414	14839	14796	13854	12350	14341	15581	30004	15339	16565	—
			2	204	60	12-20	...T16...	8089	22829	27592	23837	15263	15250	16339	12773	16987	16002	36370	15819	17044	—
			2	216	60	14-22	...T17...	8511	23252	28018	24262	15685	15704	16764	13198	17411	16426	36794	16301	17525	—
			2	240	60	16-26	...T18...	9301	24040	28805	25050	16474	16551	17550	13985	18199	17215	37582	17200	18427	—
	1	1	42	30/24	2-4	...B1...	1620	—	—	—	—	—	5297	—	6071	—	—	—	—		
		1	60	30/24	4-6	...B2...	1950	—	—	—	—	—	—	5628	—	6402	—	—	—	—	
		1	72	36/28	6-8	...B3...	2410	—	—	—	—	—	—	6087	4528	6861	5537	—	—	—	
		1	78	39/30	6-8	...B4...	2695	—	—	—	—	—	—	6373	4813	7146	5822	—	6295	6657	
		1	84	42/30	6-8	...B5...	2999	—	—	—	—	—	—	6677	5118	7449	6126	—	6631	6991	
		1	90	48/32	6-8	...B6...	3457	11024	12707	12034	6125	6579	7136	5575	7908	6587	19352	7115	7476	—	
		1	96	48/32	6-10	...B7...	3661	11228	12910	12238	6331	6800	7787	5781	8112	7125	19557	7349	7709	—	
		1	108	52/34	8-10	...B8...	4012	11579	13259	12588	6680	7177	8136	6131	8462	7474	19907	7753	8116	—	
		1	120	54/36	8-12	...B9...	4604	12169	13852	13177	7373	7930	8728	7951	9054	8068	20498	8402	8763	—	
		2	2	132	54/36	8-12	...B10...	4976	16636	18315	17643	9131	9745	9103	8323	9428	9557	26562	10367	10905	—
			2	144	54/36	10-14	...B11...	5351	17010	18690	18016	9503	10149	11537	8697	12025	9931	26933	10796	11336	—
			2	156	60/40	10-16	...B12...	6042	17700	22462	18706	11421	11171	12227	9387	12715	11729	27624	11896	12814	—
			2	168	60/40	10-16	...B13...	6439	18097	22860	19105	11821	11599	12626	9784	13114	12128	28022	12350	13268	—
			2	180	60/40	12-20	...B14...	6837	18495	23259	19503	12218	12025	13024	10181	13512	12526	28420	12803	13723	—
			2	192	60/40	12-20	...B15...	7622	22363	27125	23371	14796	14755	13809	12308	14296	15536	29963	15295	16523	—
			2	204	60/40	12-20	...B16...	8044	22786	27549	23792	15219	15206	16294	12731	16944	15958	36324	15773	17001	—
			2	216	60/40	14-22	...B17...	8467	23207	27970	24214	15642	15656	16716	13152	17368	16381	36748	16254	17480	—
			2	240	60/40	14-24	...B18...	9254	23994	28758	25001	16427	16503	17503	13940	18154	17168	37534	17153	18380	—
	1	1	42	30/24	2-4	...E1...	1668	—	—	—	—	—	5345	—	6118	—	—	—	—		
		1	60	30/24	4-6	...E2...	2000	—	—	—	—	—	—	5678	—	6451	—	—	—	—	
		1	72	36/24	6	...E3...	2462	—	—	—	—	—	—	6140	—	6912	5591	—	—	—	
		1	78	39/26	6-8	...E4...	2750	—	—	—	—	—	—	6427	4870	7201	5878	—	6352	6713	
		1	84	42/28	6-8	...E5...	3057	—	—	—	—	—	—	6736	5178	7510	6186	—	6689	7050	
		1	90	48/32	6-8	...E6...	3518	11086	12768	12097	6187	6640	7197	5638	7970	6649	19416	7177	7540	—	
		1	96	48/32	6-10	...E7...	3726	11292	12974	12301	6393	6863	7850	5845	8176	7190	19621	7412	7772	—	
		1	108	52/34	8-10	...E8...	4080	11644	13325	12654	6747	7243	8204	6197	8529	7542	19974	7820	8182	—	
		1	120	54/36	8-12	...E9...	4672	12239	13920	13249	7442	8000	8799	8018	9122	8136	20569	8472	8833	—	
		2	2	132	54/36	8-12	...E10...	5049	16709	18390	17715	9201	9818	9174	8395	9501	9629	26633	10438	10979	—
			2	144	54/36	10-14	...E11...	5427	17085	18766	18093	9579	10226	11614	8773	12102	10006	27009	10870	11412	—
			2	156	60/40	10-16	...E12...	6118	17776	22540	18785	11499	11249	12306	9464	12794	11807	27701	11972	12891	—
			2	168	60/40	10-16	...E13...	6518	18178	22942	19186	11900	11679	12708	9864	13195	12208	28104	12430	13349	—
			2	180	60/40	10-16	...E14...	6921	18579	23341	19588	12301	12109	13109	10265	13594	12608	28504	12886	13806	—
			2	192	60/40	12-20	...E15...	7709	22450	27211	23458	14882	14840	13895	12395	14384	15622	30049	15382	16609	—
			2	204	60/40	12-20	...E16...	8133	22875	27638	23882	15309	15294	16383	12819	17034	16049	36415	15863	17091	—
			2	216	60/40	14-22	...E17...	8559	23300	28063	24306	15734	15749	16808	13246	17459	16473	36839	16345	17573	—
			2	240	60/40	14-24	...E18...	9349	24091	28853	25097	16523	16599	17600	14034	18248	17262	37630	17247	18475	—

! IMPORTANT:


Grain direction is along the width dimension (w) on 1-section tops and depth dimension (d) on 2-section tops.

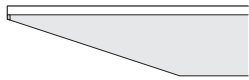
All top sizes are nominal; actual size may vary by +/-2%.

Tables will be in multiple sections depending on size; tops may further be in multiple pieces. See listings above.

< See the Top Options on a previous page for a full range of special top and border treatments that may be applied.

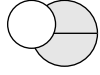

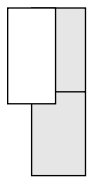
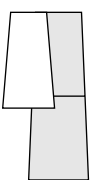
See the Terms & Options section at the front of the price list for POWER-DATA solutions.





Bevel Self/Wood1 Edge 2th
Acid-Etched Glass Top
UBS2A...



Shape	sections		w	d	Seats	Top Code	Top Only	Coda -Vee	Coda -Wire	Coda -X	Cylinder Ø	Plinth Ø	Ryvite	Spyda -T	Spyda -X	Spyda -Y	Uffizi -Loop	Zi-A Ø	Zi-D Ø	
	pcs																			
 Circle	1	1	30	Diam	2-3	...C1...	3231	—	—	—	—	—	—	5071	—	5187	—	—	—	—
	1	1	36	Diam	3-4	...C2...	4210	—	—	—	—	—	6048	—	6294	—	—	—	—	—
	1	1	42	Diam	3-5	...C3...	5363	—	8447	—	6697	—	7203	—	7449	—	—	—	—	—
	1	1	48	Diam	4-6	...C4...	6682	—	9766	—	8068	—	8745	—	8906	—	—	—	—	—
	1	1	54	Diam	4-7	...C5...	8193	—	—	—	9986	—	10257	—	10625	—	—	—	—	—
	1	1	60	Diam	5-7	...C6...	9915	—	—	—	11709	—	12640	—	12346	—	—	—	—	—
	2	2	66	Diam	5-8	...C7...	11797	—	—	—	13893	—	—	—	—	—	—	—	—	—
	2	2	72	Diam	6-9	...C8...	13913	—	—	—	16506	—	—	—	—	—	—	—	—	—
 Square	1	1	30	30	2-4	...S1...	3086	—	—	—	—	—	4926	—	5045	—	—	—	—	—
	1	1	36	36	4	...S2...	4065	—	—	—	—	—	5903	—	6149	—	—	—	—	—
	1	1	42	42	4	...S3...	5215	—	8297	—	—	6755	7054	—	7299	—	—	—	—	—
	1	1	48	48	4-8	...S4...	6544	—	9628	—	—	8152	8608	—	8769	—	—	—	—	—
	1	1	54	54	4-8	...S5...	8042	—	—	—	—	9749	—	—	10474	—	—	—	—	—
	1	1	60	60	4-8	...S6...	9712	—	—	—	—	11521	—	—	12141	—	—	—	—	—
 Rectangle	1	1	42	30	4	...R1...	3901	—	—	—	—	—	7578	—	8352	—	—	—	—	—
	1	1	60	30	4-6	...R2...	5258	—	—	—	—	—	8933	—	9708	—	—	—	—	—
	1	1	72	36	4-6	...R3...	7224	—	16469	15799	—	—	10899	9342	11673	10350	—	—	—	—
	1	1	78	39	6-8	...R4...	8362	—	17611	16939	—	—	12041	10481	12813	11492	—	11964	12324	—
	1	1	84	42	6-8	...R5...	9588	17155	18834	18163	—	—	13264	11706	14038	12715	—	13219	13579	—
	1	1	90	48	6-8	...R6...	11554	19120	20801	20128	14221	14676	15231	13672	16004	14681	27449	15212	15572	—
	1	1	96	48	6-12	...R7...	12299	19866	21548	20874	14967	15437	16425	14417	16750	15764	28195	15985	16345	—
	1	1	108	48	8-12	...R8...	13744	21309	22992	22318	16411	16910	17869	15862	18193	17208	29638	17486	17847	—
	2	2	120	52	8-14	...R9...	16348	23914	25595	24924	19117	19676	20472	19693	20799	19812	32244	20147	20509	—
	2	2	132	52	8-14	...R10...	17906	29565	31245	30573	22059	22675	22031	21252	22357	22485	39490	23295	23836	—
	2	2	144	52	10-16	...R11...	19465	31124	32806	32134	23617	24266	25655	22812	26142	24046	41049	24910	25452	—
	2	2	156	56	10-18	...R12...	22535	34193	38956	35199	27913	27664	28721	25880	29208	28222	44118	28389	29308	—
	2	2	168	56	10-18	...R13...	24211	35868	40633	36875	29593	29370	30398	27557	30887	29898	45794	30120	31042	—
	2	2	180	56	12-20	...R14...	25885	37545	42308	38552	31267	31075	32074	29231	32561	31573	47469	31851	32772	—
	2	2	192	60	12-20	...R15...	29418	44159	48921	45165	36592	36549	35604	34102	36093	37333	51757	37092	38318	—
	2	2	204	60	12-20	...R16...	31209	45950	50713	46958	38383	38370	39459	35894	40109	39124	59491	38940	40166	—
	2	2	216	60	14-22	...R17...	33000	47741	52506	48749	40176	40191	41251	37685	41899	40917	61281	40789	42014	—
	4	4	240	60	16-26	...R18...	36533	51273	56037	52282	43706	43784	44783	41219	45432	44447	64815	44433	45660	—
 Video	1	1	78	39/26	5-7	...V1...	8474	—	—	—	—	—	12153	10593	12925	11602	—	—	—	
	1	1	84	42/28	5-7	...V2...	9706	—	—	—	—	—	—	13381	11824	14156	12831	—	—	—
	1	1	90	48/36	5-7	...V3...	11676	—	20923	20252	14345	—	—	15353	13797	16128	14804	27572	15335	15697
	1	1	96	48/36	5-9	...V4...	12429	—	21676	21004	15097	—	—	16553	14548	16880	15892	28324	16114	16474
	1	1	108	48/36	7-9	...V5...	13879	—	23124	22454	16546	—	—	18004	15997	18330	17343	29774	17619	17982
	2	2	120	52/40	7-11	...V6...	16487	24054	25733	25063	19255	19814	20612	19832	20938	19951	32382	20285	20646	—
	2	2	132	52/40	7-11	...V7...	18051	29710	31391	30718	22204	22820	22176	21396	22503	22630	39635	23440	23981	—
	2	2	144	52/40	9-13	...V8...	19619	31275	32957	32284	23770	24415	25805	22965	26293	24199	41200	25063	25603	—
	2	2	156	56/44	9-15	...V9...	22692	34349	39113	35357	28074	27820	28879	26035	29366	28381	44275	28546	29465	—
	2	2	168	56/44	9-15	...V10...	24372	36032	40794	37038	29753	29533	30560	27719	31047	30060	45954	30284	31204	—
	2	2	180	56/44	9-15	...V11...	26054	37711	42474	38718	31435	31242	32242	29399	32727	31742	47636	32020	32940	—
	2	2	192	60/44	11-18	...V12...	29593	44332	49094	45340	36766	36723	35778	34277	36265	37505	51932	37266	38491	—
	2	2	204	60/44	11-18	...V13...	31387	46127	50894	47136	38562	38548	39638	36074	40288	39303	59670	39118	40346	—
	2	2	216	60/44	13-20	...V14...	33186	47927	52689	48935	40360	40377	41436	37871	42085	41099	61467	40975	42198	—
	4	4	240	60/44	13-22	...V15...	36723	51463	56228	52471	43897	43974	44973	41408	45623	44638	65004	44622	45850	—

! IMPORTANT:


Wood grain direction is along the width dimension (w) on 1-section tops and depth dimension (d) on 2-section tops.

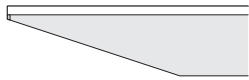
All top sizes are nominal; actual size may vary by +/-2%.

Tables will be in multiple sections depending on size; tops may further be in multiple pieces. See listings above.

< See the Top Options on a previous page for a full range of special top and border treatments that may be applied.

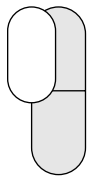
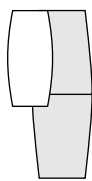
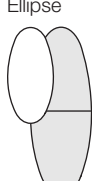
See the Terms & Options section at the front of the price list for POWER-DATA solutions.





Bevel Self/Wood1 Edge 2th
Acid-Etched Glass Top
UBS2A...



Shape	sections		w	d	Seats	Top Code	Top Only	Coda -Vee	Coda -Wire	Coda -X	Cylinder Ø	Plinth Ø	Ryvlt	Spyda -T	Spyda -X	Spyda -Y	Uffizi -Loop	Zi-A Ø	Zi-D Ø
	pcs	Top Only																	
Track 	1	1	42	30	2-4	...T1...	4054	—	—	—	—	—	7729	—	8503	—	—	—	—
	1	1	60	30	4-6	...T2...	5417	—	—	—	—	—	9096	—	9866	—	—	—	—
	1	1	72	36	6-8	...T3...	7391	—	—	—	—	—	11069	9509	11842	10520	—	—	—
	1	1	78	39	6-8	...T4...	8539	—	17787	17116	—	—	12217	10658	12989	11668	—	12140	12501
	1	1	84	42	6-8	...T5...	9774	—	19022	18349	—	—	13451	11893	14225	12902	—	13404	13764
	1	1	90	48	6-8	...T6...	11749	19316	20996	20324	14416	14870	15426	13866	16199	14877	27644	15407	15767
	1	1	96	48	6-12	...T7...	12504	20069	21752	21080	15171	15642	16629	14622	16955	15969	28399	16191	16551
	1	1	108	52	8-12	...T8...	13956	21523	23204	22533	16625	17123	18082	16076	18408	17421	29852	17700	18061
	2	2	120	54	8-14	...T9...	16571	24136	25818	25145	19340	19897	20696	19917	21021	20034	32466	20369	20729
	2	2	132	54	8-14	...T10...	18137	29797	31477	30804	22290	22906	22263	21484	22588	22718	39720	23525	24067
	2	2	144	54	10-16	...T11...	19706	31363	33044	32371	23857	24505	25894	23052	26381	24285	41288	25151	25690
	2	2	156	60	10-18	...T12...	22784	34442	39204	35448	28165	27912	28970	26130	29458	28472	44366	28638	29557
	2	2	168	60	10-18	...T13...	24467	36125	40891	37134	29848	29628	30657	27813	31142	30156	46053	30380	31299
	2	2	180	60	12-20	...T14...	26152	37810	42574	38818	31534	31342	32340	29498	32827	31840	47735	32118	33039
	2	2	192	60	12-20	...T15...	29693	44434	49197	45441	36867	36826	35881	34379	36369	37608	52032	37366	38594
	2	2	204	60	12-20	...T16...	31494	46235	50998	47242	38670	38654	39744	36178	40392	39408	59775	39224	40451
	2	2	216	60	14-22	...T17...	33295	48035	52799	49043	40468	40487	41544	37981	42194	41209	61576	41081	42308
	4	4	240	60	16-26	...T18...	36836	51575	56341	52584	44009	44087	45086	41522	45735	44751	65117	44735	45963
Boat 	1	1	42	30/24	2-4	...B1...	4030	—	—	—	—	—	7708	—	8480	—	—	—	—
	1	1	60	30/24	4-6	...B2...	5392	—	—	—	—	—	9071	—	9845	—	—	—	—
	1	1	72	36/28	6-8	...B3...	7366	—	—	—	—	—	11043	9485	11815	10494	—	—	—
	1	1	78	39/30	6-8	...B4...	8511	—	—	—	—	—	12189	10631	12962	11640	—	12112	12473
	1	1	84	42/30	6-8	...B5...	9745	—	—	—	—	—	13424	11864	14196	12873	—	13375	13736
	1	1	90	48/32	6-8	...B6...	11719	—	20966	20294	14386	14840	15396	13836	16169	14847	27614	15376	15737
	1	1	96	48/32	6-10	...B7...	12473	—	21721	21050	15141	15612	16599	14592	16925	15939	28367	16160	16521
	1	1	108	52/34	8-10	...B8...	13923	21490	23172	22500	16590	17090	18047	16042	18373	17387	29818	17667	18028
	2	2	120	54/36	8-12	...B9...	16535	24100	25783	25111	19305	19863	20662	19881	20984	20000	32431	20334	20696
	2	2	132	54/36	8-12	...B10...	18102	29761	31442	30770	22255	22872	22228	21448	22554	22681	39687	23492	24032
	2	2	144	54/36	10-14	...B11...	19669	31327	33008	32335	23821	24467	25856	23014	26344	24248	41253	25114	25655
	2	2	156	60/40	10-16	...B12...	22747	34404	39168	35412	28127	27875	28934	26090	29422	28436	44330	28600	29517
	2	2	168	60/40	10-16	...B13...	24429	36087	40850	37094	29810	29589	30616	27776	31104	30116	46011	30339	31260
	2	2	180	60/40	12-20	...B14...	26112	37769	42532	38776	31493	31300	32299	29456	32784	31799	47695	32079	32997
	2	2	192	60/40	12-20	...B15...	29652	44391	49154	45399	36826	36782	35838	34337	36324	37564	51991	37324	38552
	2	2	204	60/40	12-20	...B16...	31450	46192	50955	47199	38624	38612	39700	36135	40349	39365	59731	39179	40407
	2	2	216	60/40	14-22	...B17...	33250	47990	52753	48997	40424	40439	41499	37934	42148	41164	61530	41037	42261
	4	4	240	60/40	14-24	...B18...	36790	51531	56295	52538	43965	44040	45040	41475	45690	44705	65071	44689	45916
Ellipse 	1	1	42	30/24	2-4	...E1...	4077	—	—	—	—	—	7753	—	8528	—	—	—	—
	1	1	60	30/24	4-6	...E2...	5443	—	—	—	—	—	9119	—	9893	—	—	—	—
	1	1	72	36/24	6	...E3...	7419	—	—	—	—	—	11097	—	11869	10548	—	—	—
	1	1	78	39/26	6-8	...E4...	8568	—	—	—	—	—	12245	10687	13018	11696	—	—	—
	1	1	84	42/28	6-8	...E5...	9804	—	—	—	—	—	13482	11923	14255	12932	—	13434	13797
	1	1	90	48/32	6-8	...E6...	11781	—	21029	20357	14447	14902	15457	13899	16230	14908	27675	15438	15800
	1	1	96	48/32	6-10	...E7...	12538	—	21786	21114	15206	15675	16663	14655	16987	16001	28432	16224	16583
	1	1	108	52/34	8-10	...E8...	13990	—	23238	22566	16657	17156	18117	16109	18441	17455	29885	17732	18094
	2	2	120	54/36	8-12	...E9...	16606	—	25853	25181	19374	19934	20729	19951	21056	20068	32500	20402	20764
	2	2	132	54/36	8-12	...E10...	18175	—	31513	30840	22327	22943	22300	21520	22626	22753	39757	23564	24103
	2	2	144	54/36	10-14	...E11...	19743	—	33084	32411	23898	24544	25933	23090	26420	24324	41329	25189	25730
	2	2	156	60/40	10-16	...E12...	22822	34480	39246	35489	28204	27953	29012	26169	29498	28511	44407	28679	29596
	2	2	168	60/40	10-16	...E13...	24509	36167	40930	37175	29890	29668	30696	27854	31184	30198	46092	30418	31341
	2	2	180	60/40	10-16	...E14...	26195	37853	42616	38860	31574	31384	32382	29540	32868	31881	47779	32162	33081
	2	2	192	60/40	12-20	...E15...	29739	44479	49243	45486	36914	36869	35925	34423	36412	37653	52078	37412	38641
	2	2	204	60/40	12-20	...E16...	31538	—	51043	47288	38713	38701	39789	36225	40438	39454	59821	39270	40495
	2	2	216	60/40	14-22	...E17...	33343	—	52845	49089	40517	40533	41591	38025	42242	41255	61622	41128	42353
	4	4	240	60/40	14-24	...E18...	36885	—	56387	52632	44059	44134	45134	41569	45783	44797	65165	44783	46010

! IMPORTANT:


Grain direction is along the width dimension (w) on 1-section tops and depth dimension (d) on 2-section tops.

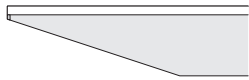
All top sizes are nominal; actual size may vary by +/-2%.

Tables will be in multiple sections depending on size; tops may further be in multiple pieces. See listings above.

< See the Top Options on a previous page for a full range of special top and border treatments that may be applied.

See the Terms & Options section at the front of the price list for POWER-DATA solutions.





Bevel Self/Wood1 Edge 2th
Back-Painted Glass Top
UBS2B...



Shape	sections	pcs	w	d	Seats	Top Code	Top Only	...D	...E	...G	...K	...N	...P	...R	...S	...T	...U	...V	...Y	...Z
								Coda -Vee	Coda -Wire	Coda -X	Cylinder Ø	Plinth Ø	Ryvlt	Spyda -T	Spyda -X	Spyda -Y	Uffizi -Loop	Zi-A Ø	Zi-D Ø	
<p>Circle</p>	1	1	30	Diam	2-3	...C1...	2979	—	—	—	—	—	—	4818	—	4936	—	—	—	—
	1	1	36	Diam	3-4	...C2...	3845	—	—	—	—	—	—	5685	—	5932	—	—	—	—
	1	1	42	Diam	3-5	...C3...	4871	—	7954	—	6204	—	6710	—	6955	—	—	—	—	—
	1	1	48	Diam	4-6	...C4...	6035	—	9118	—	7420	—	8099	—	8261	—	—	—	—	—
	1	1	54	Diam	4-7	...C5...	7377	—	—	—	9169	—	9439	—	9806	—	—	—	—	—
	1	1	60	Diam	5-7	...C6...	8904	—	—	—	10699	—	11629	—	11337	—	—	—	—	—
	2	2	66	Diam	5-8	...C7...	10575	—	—	—	12673	—	—	—	—	—	—	—	—	—
	2	2	72	Diam	6-9	...C8...	12459	—	—	—	15052	—	—	—	—	—	—	—	—	—
<p>Square</p>	1	1	30	30	2-4	...S1...	2836	—	—	—	—	—	4673	—	4792	—	—	—	—	—
	1	1	36	36	4	...S2...	3700	—	—	—	—	—	5539	—	5787	—	—	—	—	—
	1	1	42	42	4	...S3...	4720	—	7802	—	—	6262	6560	—	6805	—	—	—	—	—
	1	1	48	48	4-8	...S4...	5900	—	8982	—	—	7505	7960	—	8123	—	—	—	—	—
	1	1	54	54	4-8	...S5...	7225	—	—	—	—	8932	—	—	9657	—	—	—	—	—
	1	1	60	60	4-8	...S6...	8703	—	—	—	—	10511	—	—	11135	—	—	—	—	—
<p>Rectangle</p>	1	1	42	30	4	...R1...	3548	—	—	—	—	—	7226	—	7999	—	—	—	—	—
	1	1	60	30	4-6	...R2...	4753	—	—	—	—	—	8431	—	9203	—	—	—	—	—
	1	1	72	36	4-6	...R3...	6497	—	15744	15072	—	—	10174	8616	10948	9624	—	—	—	—
	1	1	78	39	6-8	...R4...	7510	—	16756	16084	—	—	11188	9628	11959	10635	—	11110	11470	—
	1	1	84	42	6-8	...R5...	8598	16165	17846	17174	—	—	12275	10717	13048	11726	—	12227	12589	—
	1	1	90	48	6-8	...R6...	10344	17908	19591	18918	13011	13465	14020	12461	14793	13471	26239	14002	14362	—
	1	1	96	48	6-12	...R7...	11009	18575	20256	19583	13677	14145	15134	13127	15459	14472	26903	14695	15053	—
	1	1	108	48	8-12	...R8...	12290	19856	21539	20866	14959	15456	16416	14409	16741	15755	28185	16033	16395	—
	2	2	120	52	8-14	...R9...	14597	22163	23846	23174	17369	17926	18724	17945	19049	18063	30495	18396	18759	—
	2	2	132	52	8-14	...R10...	15983	27640	29322	28650	20136	20752	20109	19330	20433	20560	37565	21371	21912	—
	2	2	144	52	10-16	...R11...	17369	29025	30707	30033	21520	22164	23554	20714	24042	21945	38950	22812	23353	—
	2	2	156	56	10-18	...R12...	20087	31744	36509	32752	25470	25217	26275	23433	26761	25775	41671	25942	26862	—
	2	2	168	56	10-18	...R13...	21573	33231	37994	34238	26955	26732	27760	24920	28248	27262	43156	27483	28404	—
	2	2	180	56	12-20	...R14...	23060	34719	39483	35724	28442	28249	29248	26406	29737	28748	44644	29026	29948	—
	2	2	192	60	12-20	...R15...	26190	40930	45694	41939	33364	33322	32377	30875	32864	34103	48531	33865	35089	—
	2	2	204	60	12-20	...R16...	27779	42519	47282	43527	34954	34939	36028	32464	36679	35692	56059	35508	36736	—
	2	2	216	60	14-22	...R17...	29369	44108	48874	45118	36542	36560	37619	34054	38268	37284	57650	37157	38382	—
	4	4	240	60	16-26	...R18...	32499	47240	52002	48247	39672	39748	40748	37184	41398	40412	60779	40399	41624	—
<p>Video</p>	1	1	78	39/26	5-7	...V1...	7621	—	—	—	—	—	11298	9740	12072	10749	—	—	—	
	1	1	84	42/28	5-7	...V2...	8716	—	—	—	—	—	12395	10835	13168	11843	—	—	—	
	1	1	90	48/36	5-7	...V3...	10465	—	19712	19041	13133	—	14143	12584	14917	13593	26361	14124	14487	
	1	1	96	48/36	5-9	...V4...	11137	—	20386	19712	13805	—	15263	13256	15589	14602	27033	14823	15184	
	1	1	108	48/36	7-9	...V5...	12426	—	21673	21001	15094	—	16551	14545	16878	15889	28322	16167	16528	
	2	2	120	52/40	7-11	...V6...	14738	22306	23988	23314	17509	18863	18863	18085	19190	18203	30634	18537	18899	
	2	2	132	52/40	7-11	...V7...	16129	27786	29467	28794	20281	20254	20254	19474	20579	20706	37711	21518	22058	
	2	2	144	52/40	9-13	...V8...	17519	29177	30859	30185	21671	23706	23706	20865	24193	22098	39102	22965	23504	
	2	2	156	56/44	9-15	...V9...	20242	31901	36664	32909	25624	26430	26430	23588	26918	25932	41826	26097	27016	
	2	2	168	56/44	9-15	...V10...	21737	33395	38158	34403	27118	27924	27924	25083	28412	27423	43319	27647	28567	
	2	2	180	56/44	9-15	...V11...	23229	34887	39650	35894	28609	29417	29417	26574	29902	28915	44812	29196	30115	
	2	2	192	60/44	11-18	...V12...	26363	41104	45868	42111	33539	32552	32552	31048	33039	34279	48704	34038	35264	
	2	2	204	60/44	11-18	...V13...	27960	42698	47463	43706	35133	36208	36208	32645	36860	35874	56240	35688	36917	
	2	2	216	60/44	13-20	...V14...	29555	44295	49058	45303	36728	37805	37805	34238	38454	37468	57836	37341	38567	
	4	4	240	60/44	13-22	...V15...	32690	47430	52193	48435	39863	40939	40939	37376	41589	40604	60971	40589	41816	

! IMPORTANT:


Wood grain direction is along the width dimension (w) on 1-section tops and depth dimension (d) on 2-section tops.

All top sizes are nominal; actual size may vary by +/-2%.

Tables will be in multiple sections depending on size; tops may further be in multiple pieces. See listings above.

< See the Top Options on a previous page for a full range of special top and border treatments that may be applied.

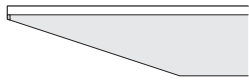
See the Terms & Options section at the front of the price list for POWER-DATA solutions.



Specify: Product No. & Qty
Edge Shape
Tagging
Metal Finish
Wood Finish

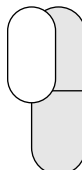
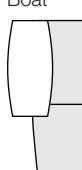

Ø Denotes wire path provided.
‡ Requires field sub-assembly.

Prices listed in Wood1 Finishes.



Bevel Self/Wood1 Edge 2th
Back-Painted Glass Top
UBS2B...



Shape	sections		w	d	Seats	Top Code	Top Only	Coda -Vee	Coda -Wire	Coda -X	Cylinder Ø	Plinth Ø	Ryvlt	Spyda -T	Spyda -X	Spyda -Y	Uffizi -Loop	Zi-A Ø	Zi-D Ø
	pcs																		
Track 	1	1	42	30	2-4	...T1...	3698	—	—	—	—	—	7377	—	8150	—	—	—	—
	1	1	60	30	4-6	...T2...	4913	—	—	—	—	—	8591	—	9363	—	—	—	—
	1	1	72	36	6-8	...T3...	6665	—	15914	—	—	—	10344	8785	11117	9794	—	—	—
	1	1	78	39	6-8	...T4...	7687	—	16936	16262	—	—	11365	9805	12138	10815	—	11289	11649
	1	1	84	42	6-8	...T5...	8786	—	18034	17361	—	—	12462	10904	13235	11914	—	12416	12775
	1	1	90	48	6-8	...T6...	10538	18105	19785	19114	13205	13660	14216	12656	14989	13666	26433	14196	14557
	1	1	96	48	6-12	...T7...	11214	18780	20460	19790	13883	14350	15339	13333	15664	14677	27110	14900	15259
	1	1	108	52	8-12	...T8...	12504	20069	21752	21080	15171	15670	16629	14622	16955	15969	28399	16248	16608
	2	2	120	54	8-14	...T9...	14821	22388	24068	23396	17589	18149	18945	18166	19272	18284	30717	18618	18980
	2	2	132	54	8-14	...T10...	16215	27873	29555	28880	20367	20982	20340	19561	20666	20793	37798	21604	22144
	2	2	144	54	10-16	...T11...	17609	29266	30948	30273	21761	22405	23796	20953	24282	22187	39192	23053	23595
	2	2	156	60	10-18	...T12...	20336	31992	36757	33000	25716	25465	26521	23681	27009	26024	41917	26190	27110
	2	2	168	60	10-18	...T13...	21830	33491	38254	34498	27211	26991	28020	25178	28506	27520	43416	27744	28662
	2	2	180	60	12-20	...T14...	23328	34985	39748	35992	28709	28515	29514	26672	30001	29016	44910	29293	30213
	2	2	192	60	12-20	...T15...	26464	41207	45970	42215	33640	33598	32654	31150	33140	34380	48806	34139	35366
	2	2	204	60	12-20	...T16...	28063	42803	47568	43812	35239	35223	36314	32748	36961	35978	56345	35794	37020
	2	2	216	60	14-22	...T17...	29662	44404	49167	45409	36837	36855	37913	34348	38562	37578	57945	37449	38676
	4	4	240	60	16-26	...T18...	32800	47540	52304	48548	39974	40049	41049	37486	41699	40715	61080	40700	41926
Boat 	1	1	42	30/24	2-4	...B1...	3675	—	—	—	—	—	7353	—	8127	—	—	—	—
	1	1	60	30/24	4-6	...B2...	4889	—	—	—	—	—	8565	—	9339	—	—	—	—
	1	1	72	36/28	6-8	...B3...	6639	—	—	—	—	—	10318	8758	11091	9769	—	—	—
	1	1	78	39/30	6-8	...B4...	7660	—	—	—	—	—	11337	9778	12110	10787	—	11262	11621
	1	1	84	42/30	6-8	...B5...	8757	—	—	—	—	—	12435	10875	13206	11885	—	12387	12746
	1	1	90	48/32	6-8	...B6...	10508	18073	19755	19083	13175	13630	14186	12626	14959	13636	26403	14165	14526
	1	1	96	48/32	6-10	...B7...	11180	18747	20429	19757	13851	14319	15307	13298	15632	14646	27076	14868	15227
	1	1	108	52/34	8-10	...B8...	12471	20037	21719	21046	15137	15638	16596	14589	16921	15936	28365	16214	16575
	2	2	120	54/36	8-12	...B9...	14789	22355	24036	23364	17557	18117	18912	18133	19238	18251	30684	18586	18947
	2	2	132	54/36	8-12	...B10...	16178	27837	29516	28844	20330	20946	20304	19523	20630	20757	37763	21568	22106
	2	2	144	54/36	10-14	...B11...	17571	29229	30908	30235	21723	22369	23758	20916	24244	22149	39154	23014	23554
	2	2	156	60/40	10-16	...B12...	20297	31955	36719	32964	25677	25426	26485	23642	26973	25987	41881	26152	27070
	2	2	168	60/40	10-16	...B13...	21792	33451	38215	34459	27174	26953	27980	25139	28468	27480	43375	27702	28624
	2	2	180	60/40	12-20	...B14...	23286	34944	39708	35952	28667	28475	29474	26632	29960	28972	44871	29254	30173
	2	2	192	60/40	12-20	...B15...	26424	41164	45927	42170	33598	33555	32611	31107	33098	34338	48762	34097	35325
	2	2	204	60/40	12-20	...B16...	28021	42762	47525	43769	35196	35182	36269	32706	36921	35935	56301	35749	36978
	2	2	216	60/40	14-22	...B17...	29618	44359	49121	45366	36791	36808	37867	34302	38516	37531	57898	37406	38629
	4	4	240	60/40	14-24	...B18...	32753	47495	52259	48504	39929	40004	41006	37439	41653	40669	61035	40652	41881
Ellipse 	1	1	42	30/24	2-4	...E1...	3724	—	—	—	—	—	7402	—	8175	—	—	—	—
	1	1	60	30/24	4-6	...E2...	4939	—	—	—	—	—	8617	—	9390	—	—	—	—
	1	1	72	36/24	6	...E3...	6693	—	—	—	—	—	10372	—	11143	9822	—	—	—
	1	1	78	39/26	6-8	...E4...	7716	—	—	—	—	—	11392	9834	12166	10844	—	—	—
	1	1	84	42/28	6-8	...E5...	8814	—	—	—	—	—	12492	10932	13264	11942	—	12444	12804
	1	1	90	48/32	6-8	...E6...	10570	—	19819	19146	13236	13691	14247	12687	15020	13698	26464	14228	14589
	1	1	96	48/32	6-10	...E7...	11247	—	20494	19822	13915	14384	15371	13367	15698	14710	27143	14932	15293
	1	1	108	52/34	8-10	...E8...	12538	—	21786	21114	15206	15704	16663	14655	16987	16001	28432	16280	16641
	2	2	120	54/36	8-12	...E9...	14857	—	24104	23433	17627	18185	18983	18203	19307	18320	30751	18656	19017
	2	2	132	54/36	8-12	...E10...	16251	—	29592	28915	20402	21019	20376	19597	20701	20830	37835	21640	22180
	2	2	144	54/36	10-14	...E11...	17646	—	30986	30313	21798	22446	23834	20993	24322	22225	39229	23090	23632
	2	2	156	60/40	10-16	...E12...	20374	32032	36796	33041	25756	25504	26563	23721	27048	26061	41957	26230	27148
	2	2	168	60/40	10-16	...E13...	21873	33529	38295	34538	27256	27033	28061	25218	28547	27561	43457	27783	28704
	2	2	180	60/40	10-16	...E14...	23371	35028	39793	36037	28752	28560	29559	26717	30046	29059	44954	29338	30258
	2	2	192	60/40	12-20	...E15...	26510	41250	46012	42256	33684	33642	32696	31193	33183	34423	48850	34182	35411
	2	2	204	60/40	12-20	...E16...	28110	—	47615	43859	35284	35271	36360	32796	37009	36024	56390	35839	37067
	2	2	216	60/40	14-22	...E17...	29710	—	49214	45457	36885	36899	37959	34394	38611	37624	57991	37497	38722
	4	4	240	60/40	14-24	...E18...	32850	—	52354	48598	40023	40100	41099	37534	41748	40764	61131	40748	41976

! IMPORTANT:


Grain direction is along the width dimension (w) on 1-section tops and depth dimension (d) on 2-section tops.

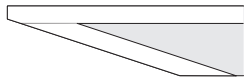
All top sizes are nominal; actual size may vary by +/-2%.

Tables will be in multiple sections depending on size; tops may further be in multiple pieces. See listings above.

< See the Top Options on a previous page for a full range of special top and border treatments that may be applied.

See the Terms & Options section at the front of the price list for POWER-DATA solutions.





Bevel Self Edge 2th

Acrylic Solid Surface Top: Avonite® Polaris
 UBS2C...

Shape	sections		w	d	Seats	Top Code	Top Only	Coda -Vee	Coda -Wire	Coda -X	Cylinder Ø	Plinth Ø	Ryvlt	Spyda -T	Spyda -X	Spyda -Y	Uffizi -Loop	Zi-A Ø	Zi-D Ø	
	pcs																			
	1	1	30	Diam	2-3	...C1...	2395	—	—	—	—	—	4234	—	4353	—	—	—	—	
		1	36	Diam	3-4	...C2...	3004	—	—	—	—	—	4843	—	5090	—	—	—	—	
		1	42	Diam	3-5	...C3...	3726	—	6808	—	5059	—	5565	—	5811	—	—	—	—	
		1	48	Diam	4-6	...C4...	4541	—	7625	—	5926	—	6604	—	6767	—	—	—	—	
		1	54	Diam	4-7	...C5...	5483	—	—	—	7275	—	7545	—	7915	—	—	—	—	
		1	60	Diam	5-7	...C6...	6568	—	—	—	8362	—	9293	—	9000	—	—	—	—	
		2	2	66	Diam	5-8	...C7...	7748	—	—	—	9845	—	—	—	—	—	—	—	
		2	2	72	Diam	6-9	...C8...	9091	—	—	—	11688	—	—	—	—	—	—	—	
	1	1	30	30	2-4	...S1...	2251	—	—	—	—	—	4090	—	4208	—	—	—		
		1	36	36	4	...S2...	2861	—	—	—	—	—	4698	—	4945	—	—	—		
		1	42	42	4	...S3...	3574	—	6657	—	—	5116	5413	—	5659	—	—	—		
		1	48	48	4-8	...S4...	4404	—	7486	—	—	6011	6467	—	6627	—	—	—		
		1	54	54	4-8	...S5...	5331	—	—	—	—	7039	—	—	7764	—	—	—		
		1	60	60	4-8	...S6...	6365	—	—	—	—	8174	—	—	8796	—	—	—		
	1	1	42	30	4	...R1...	2729	—	—	—	—	—	6407	—	7180	—	—	—		
		1	60	30	4-6	...R2...	3584	—	—	—	—	—	7263	—	8037	—	—	—		
		1	72	36	4-6	...R3...	4813	—	14062	13389	—	—	8491	6934	9263	7941	—	—		
		1	78	39	6-8	...R4...	5535	—	14780	14110	—	—	9212	7654	9985	8662	—	9136	9495	
		1	84	42	6-8	...R5...	6308	13873	15557	14883	—	—	9986	8426	10760	9436	—	9938	10299	
		1	90	48	6-8	...R6...	7539	15104	16784	16112	10205	10659	11215	9657	11988	10665	23433	11195	11557	
		1	96	48	6-12	...R7...	8017	15584	17265	16593	10686	11154	12141	10136	12468	11480	23912	11704	12066	
		1	108	48	8-12	...R8...	8926	16492	18172	17501	11592	12093	13049	11043	13375	12388	24820	12669	13030	
		1	120	52	8-14	...R9...	10548	18114	19795	19123	13316	13873	14674	13893	14997	14010	26442	14347	14707	
		2	2	132	52	8-14	...R10...	11527	23185	24867	24191	15679	16294	15651	14872	15977	16106	33110	16915	17456
		2	2	144	52	10-16	...R11...	12508	24164	25847	25173	16659	17304	18695	15854	19183	17086	34090	17951	18493
		2	2	156	56	10-18	...R12...	14415	26075	30836	27082	19796	19546	20605	17761	21090	20103	35997	20269	21188
		2	2	168	56	10-18	...R13...	15465	27123	31888	28133	20846	20626	21653	18811	22142	21155	37049	21376	22297
		2	2	180	56	12-20	...R14...	16517	28176	32939	29182	21900	21706	22705	19863	23192	22205	38101	22484	23404
		2	2	192	60	12-20	...R15...	18711	33453	38216	34460	25885	25843	24899	23396	25387	26627	41050	26385	27612
		2	2	204	60	12-20	...R16...	19832	34572	39337	35580	27007	26993	28082	24518	28733	27748	48114	27562	28790
		2	2	216	60	14-22	...R17...	20954	35694	40461	36704	28130	28147	29206	25641	29855	28871	49237	28742	29969
		2	2	240	60	16-26	...R18...	23149	37891	42654	38899	30325	30399	31401	27836	32050	31064	51430	31048	32276
	1	1	78	39/26	5-7	...V1...	5647	—	—	—	—	—	9323	7765	10096	8774	—	—		
		1	84	42/28	5-7	...V2...	6425	—	—	—	—	—	—	10103	8543	10875	9554	—	—	
		1	90	48/36	5-7	...V3...	7662	—	16910	16238	10329	—	—	11339	9779	12111	10790	23555	11319	11681
		1	96	48/36	5-9	...V4...	8146	—	17394	16722	10813	—	—	12271	10264	12596	11611	24040	11833	12193
		1	108	48/36	7-9	...V5...	9059	—	18307	17635	11728	—	—	13185	11178	13510	12524	24956	12801	13164
		1	120	52/40	7-11	...V6...	10688	18254	19936	19264	13458	14016	14814	14034	15137	14153	26582	14488	14849	
		2	2	132	52/40	7-11	...V7...	11673	23331	25012	24339	15826	16441	15799	15019	16123	16253	33257	17062	17603
		2	2	144	52/40	9-13	...V8...	12656	24315	25997	25325	16808	17456	18846	16002	19332	17237	34240	18101	18642
		2	2	156	56/44	9-15	...V9...	14572	26230	30992	27237	19952	19703	20758	17918	21246	20259	36154	20426	21345
		2	2	168	56/44	9-15	...V10...	15626	27287	32050	28294	21008	20787	21816	18973	22302	21316	37212	21539	22458
		2	2	180	56/44	9-15	...V11...	16685	28345	33108	29351	22067	21875	22874	20032	23360	22373	38268	22651	23573
		2	2	192	60/44	11-18	...V12...	18883	33625	38387	34633	26058	26017	25071	23570	25559	26798	41224	26557	27784
		2	2	204	60/44	11-18	...V13...	20012	34754	39518	35762	27186	27174	28264	24698	28911	27927	48294	27744	28969
		2	2	216	60/44	13-20	...V14...	21140	35881	40645	36890	28314	28331	29392	25825	30040	29054	49421	28928	30152
		2	2	240	60/44	13-22	...V15...	23340	38080	42845	39089	30515	30590	31591	28025	32239	31256	51623	31240	32467

! IMPORTANT:


Wood grain direction is along the width dimension (w) on 1-section tops and depth dimension (d) on 2-section tops.

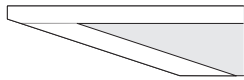
All top sizes are nominal; actual size may vary by +/-2%.

Tables will be in multiple sections depending on size; tops may further be in multiple pieces. See listings above.

< See the Top Options on a previous page for a full range of special top and border treatments that may be applied.

See the Terms & Options section at the front of the price list for POWER-DATA solutions.

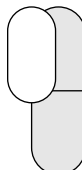
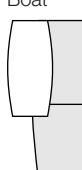





Bevel Self Edge 2th

Acrylic Solid Surface Top: Avonite® Polaris
 UBS2C...



Shape	sections		w	d	Seats	Top Code	Top Only	Coda -Vee	Coda -Wire	Coda -X	Cylinder Ø	Plinth Ø	Ryvlt	Spyda -T	Spyda -X	Spyda -Y	Uffizi -Loop	Zi-A Ø	Zi-D Ø		
	pcs																				
Track 	1	1	42	30	2-4	...T1...	2881	—	—	—	—	—	6560	—	7330	—	—	—	—		
		1	60	30	4-6	...T2...	3744	—	—	—	—	—	7420	—	8195	—	—	—	—		
		1	72	36	6-8	...T3...	4985	—	14230	—	—	—	8659	7103	9434	8110	—	—	—		
		1	78	39	6-8	...T4...	5713	—	14960	14289	—	—	9390	7831	10163	8841	—	—	—		
		1	84	42	6-8	...T5...	6495	—	15741	15070	—	—	10173	8614	10947	9623	—	—	10125	10486	
		1	90	48	6-8	...T6...	7734	15299	16981	16309	10402	10855	11410	9852	12184	10862	23629	11390	11752	—	
		1	96	48	6-12	...T7...	8223	15789	17468	16798	10890	11358	12346	10342	12673	11685	24118	11908	12268	—	
		1	108	52	8-12	...T8...	9139	16706	18387	17714	11807	12304	13263	11257	13588	12601	25035	12881	13242	—	
		1	120	54	8-14	...T9...	10770	18336	20015	19346	13539	14099	14895	14115	15220	14234	26664	14567	14930	—	
		2	2	132	54	8-14	...T10...	11758	23416	25097	24424	15911	16526	15884	15104	16208	16338	33343	17147	17686	—
				144	54	10-16	...T11...	12745	24405	26085	25413	16898	17545	18935	16092	19422	17325	34330	18191	18731	—
				156	60	10-18	...T12...	14664	26321	31084	27330	20043	19794	20851	18009	21338	20351	36247	20517	21437	—
				168	60	10-18	...T13...	15725	27383	32146	28390	21104	20885	21912	19071	22399	21413	37308	21635	22556	—
				180	60	12-20	...T14...	16783	28442	33206	29450	22163	21972	22972	20128	23459	22473	38368	22750	23669	—
				192	60	12-20	...T15...	18987	33727	38490	34735	26161	26118	25174	23670	25661	26901	41328	26660	27888	—
				204	60	12-20	...T16...	20118	34858	39621	35865	27292	27277	28366	24805	29017	28032	48398	27846	29074	—
				216	60	14-22	...T17...	21248	35990	40754	36997	28422	28441	29499	25934	30148	29164	49530	29036	30261	—
				240	60	16-26	...T18...	23452	38193	42956	39200	30628	30701	31704	28137	32352	31366	51733	31352	32578	—
Boat 	1	1	42	30/24	2-4	...B1...	2857	—	—	—	—	—	6536	—	7310	—	—	—	—		
		1	60	30/24	4-6	...B2...	3721	—	—	—	—	—	7396	—	8170	—	—	—	—		
		1	72	36/28	6-8	...B3...	4958	—	—	—	—	—	8635	7077	9408	8086	—	—	—		
		1	78	39/30	6-8	...B4...	5685	—	—	—	—	—	9362	7805	10136	8813	—	—	9286	9647	
		1	84	42/30	6-8	...B5...	6467	—	—	—	—	—	10144	8586	10918	9594	—	—	10096	10458	
		1	90	48/32	6-8	...B6...	7705	15270	16952	16280	10373	10826	11382	9823	12156	10833	23601	11361	11723	—	
		1	96	48/32	6-10	...B7...	8189	15757	17437	16766	10859	11327	12315	10310	12642	11654	24085	11876	12237	—	
		1	108	52/34	8-10	...B8...	9106	16671	18353	17679	11772	12271	13230	11224	13556	12569	25000	12848	13207	—	
		1	120	54/36	8-12	...B9...	10735	18302	19982	19310	13504	14063	14860	14081	15185	14199	26630	14532	14895	—	
		2	2	132	54/36	8-12	...B10...	11723	23382	25063	24389	15876	16492	15849	15069	16172	16303	33308	17111	17652	—
				144	54/36	10-14	...B11...	12710	24367	26049	25374	16861	17509	18896	16056	19385	17289	34294	18155	18695	—
				156	60/40	10-16	...B12...	14625	26283	31047	27292	20007	19755	20813	17973	21301	20314	36208	20481	21399	—
				168	60/40	10-16	...B13...	15682	27342	32106	28351	21065	20843	21872	19029	22360	21371	37267	21595	22514	—
				180	60/40	12-20	...B14...	16743	28400	33165	29408	22125	21932	22931	20089	23417	22430	38326	22708	23631	—
				192	60/40	12-20	...B15...	18944	33685	38448	34693	26118	26077	25132	23631	25619	26858	41284	26620	27845	—
				204	60/40	12-20	...B16...	20072	34814	39578	35822	27247	27234	28324	24758	28971	27989	48356	27804	29030	—
				216	60/40	14-22	...B17...	21204	35944	40707	36952	28379	28394	29454	25888	30103	29117	49485	28991	30216	—
				240	60/40	14-24	...B18...	23405	38145	42910	39154	30579	30657	31656	28091	32305	31320	51687	31304	32533	—
Ellipse 	1	1	42	30/24	2-4	...E1...	2906	—	—	—	—	—	6583	—	7355	—	—	—	—		
		1	60	30/24	4-6	...E2...	3770	—	—	—	—	—	—	7445	—	8219	—	—	—		
		1	72	36/24	6	...E3...	5012	—	—	—	—	—	—	8686	—	9461	8138	—	—		
		1	78	39/26	6-8	...E4...	5742	—	—	—	—	—	—	9418	7860	10192	8870	—	—		
		1	84	42/28	6-8	...E5...	6525	—	—	—	—	—	—	10203	8644	10977	9654	—	—	10156	10516
		1	90	48/32	6-8	...E6...	7765	—	17012	16340	10433	10433	11442	9884	12216	10893	23661	11421	11783	—	
		1	96	48/32	6-10	...E7...	8255	—	17502	16830	10923	10923	12381	10374	12707	11719	24151	11941	12301	—	
		1	108	52/34	8-10	...E8...	9171	—	18420	17748	11839	11839	13296	11291	13622	12636	25067	12914	13277	—	
		1	120	54/36	8-12	...E9...	10807	—	20055	19380	13576	13576	14931	14153	15256	14271	26701	14605	14966	—	
		2	2	132	54/36	8-12	...E10...	11796	—	25136	24462	15948	15948	15921	15141	16248	16375	33380	17185	17726	—
				144	54/36	10-14	...E11...	12786	—	26125	25452	16939	16939	18973	16133	19461	17364	34369	18229	18771	—
				156	60/40	10-16	...E12...	14705	26362	31126	27371	20086	20086	20892	18050	21380	20394	36288	20558	21477	—
				168	60/40	10-16	...E13...	15765	27422	32189	28431	21146	21146	21954	19110	22440	21454	37350	21676	22597	—
				180	60/40	10-16	...E14...	16826	28484	33249	29490	22206	22206	23011	20172	23501	22514	38410	22792	23713	—
				192	60/40	12-20	...E15...	19031	33771	38534	34779	26205	26205	25218	23717	25704	26945	41370	26703	27932	—
				204	60/40	12-20	...E16...	20164	—	39668	35911	27336	27336	28413	24848	29062	28077	48445	27893	29120	—
				216	60/40	14-22	...E17...	21297	—	40801	37043	28470	28470	29545	25980	30197	29210	49577	29083	30309	—
				240	60/40	14-24	...E18...	23501	—	43005	39250	30675	30675	31752	28185	32401	31415	51782	31401	32627	—

! IMPORTANT:


Grain direction is along the width dimension (w) on 1-section tops and depth dimension (d) on 2-section tops.

All top sizes are nominal; actual size may vary by +/-2%.

Tables will be in multiple sections depending on size; tops may further be in multiple pieces. See listings above.

< See the Top Options on a previous page for a full range of special top and border treatments that may be applied.

See the Terms & Options section at the front of the price list for POWER-DATA solutions.





Bevel PVC Edge 2th
 HPL Top (Formica® 949 White)
 UBS2H...



Shape	sections		w	d	Seats	Top Code	Top Only	Coda -Vee	Coda -Wire	Coda -X	Cylinder Ø	Plinth Ø	Ryvite	Spyda -T	Spyda -X	Spyda -Y	Uffizi -Loop	Zi-A Ø	Zi-D Ø	
	pcs																			
	1	1	30	Diam	2-3	...C1...	1617	—	—	—	—	—	—	—	3456	—	3574	—	—	—
	1	1	36	Diam	3-4	...C2...	1884	—	—	—	—	—	—	—	3724	—	3971	—	—	—
	1	1	42	Diam	3-5	...C3...	2202	—	5285	—	3536	—	—	—	4041	—	4287	—	—	—
	1	1	48	Diam	4-6	...C4...	2549	—	5632	—	3935	—	—	—	4612	—	4775	—	—	—
	1	1	54	Diam	4-7	...C5...	2964	—	—	—	4756	—	—	—	5025	—	5394	—	—	—
	1	1	60	Diam	5-7	...C6...	3457	—	—	—	5251	—	—	—	6180	—	5890	—	—	—
	2	2	66	Diam	5-8	...C7...	3984	—	—	—	6081	—	—	—	—	—	—	—	—	—
	2	2	72	Diam	6-9	...C8...	4613	—	—	—	7209	—	—	—	—	—	—	—	—	—
	1	1	30	30	2-4	...S1...	1475	—	—	—	—	—	—	3312	—	3430	—	—	—	—
	1	1	36	36	4	...S2...	1739	—	—	—	—	—	—	—	3578	—	3825	—	—	—
	1	1	42	42	4	...S3...	2051	—	5133	—	—	—	3594	3890	—	4138	—	—	—	—
	1	1	48	48	4-8	...S4...	2413	—	5495	—	—	—	4018	4474	—	4636	—	—	—	—
	1	1	54	54	4-8	...S5...	2812	—	—	—	—	—	4520	—	—	5243	—	—	—	—
	1	1	60	60	4-8	...S6...	3256	—	—	—	—	—	5063	—	—	5687	—	—	—	—
	1	1	42	30	4	...R1...	1642	—	—	—	—	—	—	5320	—	6092	—	—	—	—
	1	1	60	30	4-6	...R2...	2029	—	—	—	—	—	—	5707	—	6480	—	—	—	—
	1	1	72	36	4-6	...R3...	2574	—	11823	11149	—	—	—	6252	4692	7025	5702	—	—	—
	1	1	78	39	6-8	...R4...	2906	—	12154	11480	—	—	—	6583	5023	7355	6033	—	6507	6867
	1	1	84	42	6-8	...R5...	3260	10826	12508	11836	—	—	—	6937	5379	7711	6389	—	6891	7251
	1	1	90	48	6-8	...R6...	3807	11372	13054	12382	6475	6927	7484	5925	8256	6935	19703	7464	7826	
	1	1	96	48	6-12	...R7...	4036	11602	13284	12612	6705	7172	8160	6154	8485	7499	19933	7722	8081	
	1	1	108	48	8-12	...R8...	4446	12013	13693	13021	7113	7612	8570	6565	8897	7909	20341	8188	8552	
	1	1	120	52	8-14	...R9...	5156	12720	14404	13731	7926	8483	9282	8502	9605	8619	21051	8955	9315	
	2	2	132	52	8-14	...R10...	5596	17255	18936	18262	9748	10365	9720	8941	10047	10175	27179	10984	11525	
	2	2	144	52	10-16	...R11...	6035	17696	19376	18702	10190	10835	12224	9383	12711	10616	27620	11480	12021	
	2	2	156	56	10-18	...R12...	6867	18525	23289	19534	12249	11996	13055	10211	13542	12556	28450	12720	13641	
	2	2	168	56	10-18	...R13...	7336	18995	23758	20003	12716	12497	13525	10682	14010	13024	28921	13248	14167	
	2	2	180	56	12-20	...R14...	7807	19464	24231	20472	13188	12995	13994	11153	14482	13496	29392	13774	14694	
	2	2	192	60	12-20	...R15...	8757	23497	28263	24506	15930	15889	14946	13442	15432	16671	31099	16431	17658	
	2	2	204	60	12-20	...R16...	9256	23997	28761	25006	16431	16417	17506	13943	18156	17171	37536	16986	18215	
	2	2	216	60	14-22	...R17...	9757	24497	29262	25507	16931	16947	18008	14442	18657	17672	38040	17545	18771	
	2	2	240	60	16-26	...R18...	10708	25448	30212	26457	17882	17957	18959	15394	19607	18621	38988	18608	19834	
	1	1	78	39/26	5-7	...V1...	3019	—	—	—	—	—	—	6694	5136	7468	6145	—	—	—
	1	1	84	42/28	5-7	...V2...	3378	—	—	—	—	—	—	7055	5496	7829	6506	—	—	—
	1	1	90	48/36	5-7	...V3...	3928	—	13175	12504	6596	—	—	7606	6047	8380	7056	19824	7585	7949
	1	1	96	48/36	5-9	...V4...	4166	—	13412	12740	6833	—	—	8290	6283	8616	7629	20061	7850	8211
	1	1	108	48/36	7-9	...V5...	4581	—	13829	13156	7250	—	—	8706	6698	9030	8044	20476	8323	8684
	1	1	120	52/40	7-11	...V6...	5297	12862	14545	13871	8067	8624	9421	8643	9746	8759	21191	9096	9455	
	2	2	132	52/40	7-11	...V7...	5742	17400	19080	18408	9893	10510	9865	9086	10192	10320	27324	11129	11670	
	2	2	144	52/40	9-13	...V8...	6187	17846	19525	18853	10342	10985	12375	9533	12862	10767	27773	11633	12171	
	2	2	156	56/44	9-15	...V9...	7024	18681	23445	19689	12404	12154	13211	10371	13698	12711	28606	12879	13798	
	2	2	168	56/44	9-15	...V10...	7499	19159	23921	20166	12881	12659	13688	10845	14174	13188	29083	13411	14331	
	2	2	180	56/44	9-15	...V11...	7977	19633	24396	20641	13356	13164	14162	11321	14650	13663	29559	13943	14862	
	2	2	192	60/44	11-18	...V12...	8931	23670	28437	24679	16106	16063	15120	13616	15607	16846	31271	16606	17833	
	2	2	204	60/44	11-18	...V13...	9436	24178	28940	25184	16611	16598	17686	14121	18336	17351	37717	17167	18393	
	2	2	216	60/44	13-20	...V14...	9943	24683	29447	25690	17118	17132	18192	14626	18842	17858	38223	17730	18955	
	2	2	240	60/44	13-22	...V15...	10898	25640	30404	26646	18072	18149	19149	15584	19797	18814	39179	18797	20026	

! IMPORTANT:


Wood grain direction is along the width dimension (w) on 1-section tops and depth dimension (d) on 2-section tops.

All top sizes are nominal; actual size may vary by +/-2%.

Tables will be in multiple sections depending on size; tops may further be in multiple pieces. See listings above.

< See the Top Options on a previous page for a full range of special top and border treatments that may be applied.

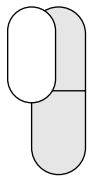
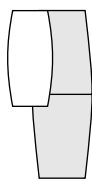
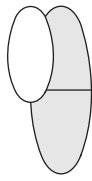
See the Terms & Options section at the front of the price list for POWER-DATA solutions.





Bevel PVC Edge 2th
 HPL Top (Formica® 949 White)
 UBS2H...



Shape	sections		w	d	Seats	Top Code	Top Only	Coda -Vee	Coda -Wire	Coda -X	Cylinder Ø	Plinth Ø	Ryvlt	Spyda -T	Spyda -X	Spyda -Y	Uffizi -Loop	Zi-A Ø	Zi-D Ø
	pcs																		
Track 	1	1	42	30	2-4	...T1...	1791	—	—	—	—	—	5470	—	6241	—	—	—	—
	1	1	60	30	4-6	...T2...	2190	—	—	—	—	—	5868	—	6639	—	—	—	—
	1	1	72	36	6-8	...T3...	2743	—	11991	—	—	—	6421	4863	7195	5872	—	—	—
	1	1	78	39	6-8	...T4...	3084	—	12331	11661	—	—	6761	5204	7534	6211	—	6687	7046
	1	1	84	42	6-8	...T5...	3449	—	12693	12023	—	—	7124	5566	7898	6575	—	7079	7438
	1	1	90	48	6-8	...T6...	4001	11566	13249	12576	6668	7122	7679	6119	8451	7129	19896	7659	8020
	1	1	96	48	6-12	...T7...	4239	11807	13488	12816	6909	7378	8365	6360	8691	7705	20136	7927	8287
	1	1	108	52	8-12	...T8...	4660	12225	13908	13234	7327	7826	8785	6778	9110	8123	20554	8402	8763
	1	1	120	54	8-14	...T9...	5379	12945	14625	13954	8147	8706	9503	8725	9829	8842	21273	9175	9537
	2	2	132	54	8-14	...T10...	5828	17486	19166	18494	9980	10596	9953	9173	10278	10407	27413	11217	11755
	2	2	144	54	10-16	...T11...	6277	17935	19618	18943	10430	11075	12465	9623	12952	10858	27862	11722	12261
	2	2	156	60	10-16	...T12...	7115	18773	23537	19782	12497	12245	13304	10462	13790	12803	28698	12971	13889
	2	2	168	60	10-18	...T13...	7596	19252	24018	20261	12976	12756	13782	10942	14271	13284	29178	13506	14428
	2	2	180	60	12-20	...T14...	8073	19733	24494	20740	13455	13261	14262	11419	14748	13761	29656	14040	14960
	2	2	192	60	12-20	...T15...	9031	23774	28537	24782	16207	16165	15220	13718	15707	16946	31373	16708	17933
	2	2	204	60	12-20	...T16...	9542	24281	29047	25289	16715	16701	17791	14227	18441	17456	37823	12721	18499
	2	2	216	60	14-22	...T17...	10051	24791	29556	25799	17226	17242	18302	14736	18949	17964	38332	17839	19063
	2	2	240	60	16-26	...T18...	11009	25749	30514	26757	18184	18258	19259	15696	19909	18923	39289	18908	20136
Boat 	1	1	42	30/24	2-4	...B1...	1767	—	—	—	—	—	5446	—	6221	—	—	—	—
	1	1	60	30/24	4-6	...B2...	2165	—	—	—	—	—	5842	—	6616	—	—	—	—
	1	1	72	36/28	6-8	...B3...	2718	—	—	—	—	—	6395	4836	7169	5846	—	—	—
	1	1	78	39/30	6-8	...B4...	3056	—	—	—	—	—	6735	5176	7506	6184	—	6659	7020
	1	1	84	42/30	6-8	...B5...	3420	—	—	—	—	—	7094	5537	7869	6546	—	7050	7409
	1	1	90	48/32	6-8	...B6...	3971	11536	13219	12546	6638	7092	7649	6089	8420	7099	19866	7629	7989
	1	1	96	48/32	6-10	...B7...	4208	11776	13457	12784	6877	7347	8333	6329	8658	7673	20103	7896	8255
	1	1	108	52/34	8-10	...B8...	4628	12193	13872	13201	7294	7791	8752	6746	9077	8090	20522	8369	8729
	1	1	120	54/36	8-12	...B9...	5345	12911	14592	13920	8115	8673	9471	8691	9796	8810	21241	9143	9505
	2	2	132	54/36	8-12	...B10...	5791	17449	19131	18457	9944	10560	9917	9138	10240	10372	27375	11179	11721
	2	2	144	54/36	10-14	...B11...	6238	17897	19578	18906	10392	11038	12428	9586	12914	10817	27822	11684	12224
	2	2	156	60/40	10-16	...B12...	7079	18736	23498	19742	12459	12208	13264	10423	13751	12766	28661	12932	13852
	2	2	168	60/40	10-16	...B13...	7555	19215	23977	20223	12937	12715	13744	10901	14230	13246	29140	13467	14386
	2	2	180	60/40	12-20	...B14...	8032	19691	24454	20698	13413	13223	14220	11379	14707	13720	29617	14000	14920
	2	2	192	60/40	12-20	...B15...	8991	23730	28496	24738	16165	16122	15179	13675	15667	16907	31330	16665	17891
	2	2	204	60/40	12-20	...B16...	9500	24239	29002	25247	16672	16659	17749	14185	18398	17412	37780	17229	18455
	2	2	216	60/40	14-22	...B17...	10006	24748	29510	25755	17181	17196	18255	14690	18906	17920	38286	17792	19019
	2	2	240	60/40	14-24	...B18...	10962	25703	30469	26713	18137	18215	19215	15649	19863	18878	39246	18862	20091
Ellipse 	1	1	42	30/24	2-4	...E1...	1817	—	—	—	—	—	5495	—	6267	—	—	—	—
	1	1	60	30/24	4-6	...E2...	2216	—	—	—	—	—	5893	—	6665	—	—	—	—
	1	1	72	36/24	6	...E3...	2771	—	—	—	—	—	6449	—	7222	5900	—	—	—
	1	1	78	39/26	6-8	...E4...	3112	—	—	—	—	—	6790	5233	7564	6240	—	—	—
	1	1	84	42/28	6-8	...E5...	3478	—	—	—	—	—	7153	5594	7927	6604	—	7107	7467
	1	1	90	48/32	6-8	...E6...	4032	—	13282	12608	6699	7154	7711	6150	8483	7161	19927	7691	8051
	1	1	96	48/32	6-10	...E7...	4273	—	13521	12849	6941	7411	8399	6392	8725	7738	20169	7959	8321
	1	1	108	52/34	8-10	...E8...	4692	—	13942	13267	7359	7859	8817	6810	9143	8157	20587	8436	8796
	1	1	120	54/36	8-12	...E9...	5415	—	14662	13990	8183	8741	9540	8759	9864	8877	21309	9213	9574
	2	2	132	54/36	8-12	...E10...	5864	—	19204	18530	10017	10632	9990	9211	10315	10441	27447	11252	11794
	2	2	144	54/36	10-14	...E11...	6315	—	19654	18980	10467	11113	12502	9660	12989	10894	27898	11759	12299
	2	2	156	60/40	10-16	...E12...	7154	18814	23577	19821	12536	12285	13343	10501	13830	12843	28739	13010	13927
	2	2	168	60/40	10-16	...E13...	7636	19294	24057	20302	13017	12796	13825	10982	14311	13322	29219	13548	14466
	2	2	180	60/40	10-16	...E14...	8117	19774	24539	20783	13498	13307	14305	11464	14792	13805	29700	14084	15005
	2	2	192	60/40	12-20	...E15...	9077	23818	28581	24824	16251	16208	15264	13761	15751	16989	31416	16750	17978
	2	2	204	60/40	12-20	...E16...	9588	—	29092	25337	16764	16747	17839	14274	18487	17502	37870	17318	18545
	2	2	216	60/40	14-22	...E17...	10099	—	29601	25847	17272	17289	18348	14783	18997	18012	38380	17887	19110
	2	2	240	60/40	14-24	...E18...	11059	—	30562	26808	18233	18308	19309	15744	19957	18973	39341	18959	20184

! IMPORTANT:


Grain direction is along the width dimension (w) on 1-section tops and depth dimension (d) on 2-section tops.

All top sizes are nominal; actual size may vary by +/-2%.

Tables will be in multiple sections depending on size; tops may further be in multiple pieces. See listings above.

< See the Top Options on a previous page for a full range of special top and border treatments that may be applied.

See the Terms & Options section at the front of the price list for POWER-DATA solutions.



Specify: Product No. & Qty
 Edge Shape
 Tagging
 Metal Finish
 Wood Finish

Ø Denotes wire path provided.
 ‡ Requires field sub-assembly.

Prices listed in Wood1 Finishes.



Bevel Self/Wood1 Edge 2th
 Marble Top (Carrara Marble)
 UBS2M...



					...D	...E	...G	...K	...N	...P	...R	...S	...T	...U	...V	...Y	...Z		
					Top Code	Top Only	Coda -Vee	Coda -Wire	Coda -X	Cylinder Ø	Plinth Ø	Ryvite	Spyda -T	Spyda -X	Spyda -Y	Uffizi -Loop	Zi-A Ø	Zi-D Ø	
Shape	sections	pcs	w	d	Seats														
	Circle	1	1	30	Diam	2-3	...C1...	3909	—	—	—	—	—	—	—	—	—	—	—
		1	36	Diam	3-4	...C2...	5186	—	—	—	—	—	—	—	—	—	—	—	—
		1	42	Diam	3-5	...C3...	6693	—	9775	—	8025	—	8532	—	8780	—	—	—	—
		1	48	Diam	4-6	...C4...	8418	—	11500	—	9803	—	10481	—	10644	—	—	—	—
		2	54	Diam	4-7	...C5...	10387	—	—	—	12183	—	12451	—	12822	—	—	—	—
		2	60	Diam	5-7	...C6...	12625	—	—	—	14417	—	15349	—	15058	—	—	—	—
		2	66	Diam	5-8	...C7...	15077	—	—	—	17174	—	—	—	—	—	—	—	—
		2	72	Diam	6-9	...C8...	17816	—	—	—	20411	—	—	—	—	—	—	—	—
	Square	1	1	30	30	2-4	...S1...	3765	—	—	—	—	—	5603	—	5721	—	—	—
		1	36	36	4	...S2...	5042	—	—	—	—	—	—	6880	—	7125	—	—	—
		1	42	42	4	...S3...	6542	—	9627	—	—	—	8086	8382	—	8628	—	—	—
		1	48	48	4-8	...S4...	8280	—	11361	—	—	—	9887	10343	—	10504	—	—	—
		1	54	54	4-8	...S5...	10236	—	—	—	—	—	11945	—	—	12671	—	—	—
		1	60	60	4-8	...S6...	12423	—	—	—	—	—	14230	—	—	14853	—	—	—
	Rectangle	1	1	42	30	4	...R1...	4849	—	—	—	—	—	8528	—	9301	—	—	—
		1	60	30	4-6	...R2...	6613	—	—	—	—	—	10290	—	11064	—	—	—	—
		1	72	36	4-6	...R3...	9174	—	18422	17751	—	—	12853	11293	13625	12303	—	—	—
		1	78	39	6-8	...R4...	10653	—	19900	19227	—	—	14331	12771	15104	13780	—	14255	14615
		1	84	42	6-8	...R5...	12245	19812	21492	20820	—	—	15922	14363	16696	15373	—	15876	16235
		1	90	48	6-8	...R6...	14807	22373	24055	23383	17474	17928	18484	16926	19258	17935	30701	18465	18826
		1	96	48	6-12	...R7...	15771	23337	25018	24347	18439	18908	19896	17890	20223	19235	31667	19458	19819
		2	108	48	8-12	...R8...	17647	25214	26895	26222	—	20813	—	—	—	—	33543	21389	21752
		3	120	52	8-14	...R9...	21046	28612	30295	29623	—	24375	—	—	—	—	36942	24844	25207
		2	4	132	52	8-14	...R10...	23076	34733	36415	35742	—	27844	—	—	—	44659	28466	29005
		4	144	52	10-16	...R11...	25106	36763	38443	37770	—	29902	—	—	—	—	46689	30549	31090
		4	156	56	10-18	...R12...	29114	40772	45536	41778	—	34242	—	—	—	—	50697	34968	35887
		4	168	56	10-18	...R13...	31295	42954	47718	43961	—	36456	—	—	—	—	52879	37206	38127
		4	180	56	12-20	...R14...	33474	45134	49898	46143	—	38666	—	—	—	—	55059	39442	40362
		4	192	60	12-20	...R15...	38096	52836	57597	53842	—	45226	—	—	—	—	60435	45768	46995
		6	204	60	12-20	...R16...	40429	55169	59931	56175	—	47588	—	—	—	—	68709	48157	49384
		6	216	60	14-22	...R17...	42762	57503	62265	58509	—	49953	—	—	—	—	71042	50549	51774
		6	240	60	16-26	...R18...	47378	62120	66881	63127	—	54628	—	—	—	—	75660	55278	56504
	Video	1	1	78	39/26	5-7	...V1...	10766	—	—	—	—	14442	12884	15216	13893	—	—	—
		1	84	42/28	5-7	...V2...	12360	—	—	—	—	—	16038	14478	16812	15489	—	—	—
		1	90	48/36	5-7	...V3...	14930	—	24178	23506	17598	—	18608	17047	19379	18059	30825	18587	18948
		1	96	48/36	5-9	...V4...	15899	—	25146	24476	18567	—	20026	18017	20349	19364	31795	19588	19947
		2	108	48/36	7-9	...V5...	17783	—	27030	26357	—	—	—	—	—	—	33678	21525	21885
		3	120	52/40	7-11	...V6...	21187	28753	30435	29762	—	24515	—	—	—	—	37082	24986	25346
		2	4	132	52/40	7-11	...V7...	23222	34882	36561	35888	—	27991	—	—	—	44804	28611	29151
		4	144	52/40	9-13	...V8...	25256	36916	38595	37922	—	30055	—	—	—	—	46840	30700	31241
		4	156	56/44	9-15	...V9...	29271	40928	45693	41938	—	34401	—	—	—	—	50854	35127	36045
		4	168	56/44	9-15	...V10...	31457	43117	47878	44123	—	36618	—	—	—	—	53041	37368	38288
		4	180	56/44	9-15	...V11...	33644	45303	50066	46310	—	38833	—	—	—	—	55228	39611	40530
		4	192	60/44	11-18	...V12...	38267	53007	57772	54017	—	45399	—	—	—	—	60609	45941	47168
		6	204	60/44	11-18	...V13...	40607	55346	60111	56355	—	47767	—	—	—	—	68887	48336	49565
		6	216	60/44	13-20	...V14...	42945	57686	62450	58693	—	50136	—	—	—	—	71226	50732	51960
		6	240	60/44	13-22	...V15...	47569	62310	67072	63319	—	54819	—	—	—	—	75850	55469	56694

! IMPORTANT:


Wood grain direction is along the width dimension (w) on 1-section tops and depth dimension (d) on 2-section tops.

All top sizes are nominal; actual size may vary by +/-2%.

Tables will be in multiple sections depending on size; tops may further be in multiple pieces. See listings above.

< See the Top Options on a previous page for a full range of special top and border treatments that may be applied.

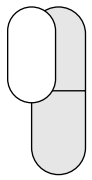
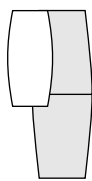
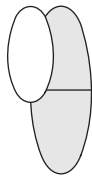
See the Terms & Options section at the front of the price list for POWER-DATA solutions.





Bevel Self/Wood1 Edge 2th
Marble Top (Carrara Marble)
UBS2M...



Shape	sections		w	d	Seats	Top Code	Top Only	Coda -Vee	Coda -Wire	Coda -X	Cylinder Ø	Plinth Ø	Ryvite	Spyda -T	Spyda -X	Spyda -Y	Uffizi -Loop	Zi-A Ø	Zi-D Ø
	pcs																		
Track 	1	1	42	30	2-4	...T1...	5001	—	—	—	—	—	8678	—	9451	—	—	—	—
	1	1	60	30	4-6	...T2...	6774	—	—	—	—	—	10451	—	11224	—	—	—	—
	1	1	72	36	6-8	...T3...	9344	—	18591	—	—	—	13021	11464	13797	12472	—	—	—
	1	1	78	39	6-8	...T4...	10832	—	20078	19406	—	—	14506	12949	15281	13957	—	14433	14792
	1	1	84	42	6-8	...T5...	12431	—	21678	21007	—	—	16109	14550	16883	15560	—	16062	16423
	1	1	90	48	6-8	...T6...	15004	22569	24249	23578	17671	18125	18678	17122	19454	18130	30899	18660	19022
	1	1	96	48	6-12	...T7...	15976	23543	25223	24551	18644	19112	20099	18094	20426	19438	31871	19662	20022
	2	108	52	8-12	...T8...	17861	25426	27110	26436	—	21028	—	—	—	—	—	33756	21604	21964
	3	120	54	8-14	...T9...	21270	28835	30517	29843	—	24596	—	—	—	—	—	37164	25067	25428
	2	4	132	54	8-14	...T10...	23307	34965	36646	35973	—	28076	—	—	—	—	44889	28696	29236
	4	144	54	10-16	...T11...	25344	37005	38684	38012	—	30144	—	—	—	—	—	46930	30790	31330
	4	156	60	10-18	...T12...	29364	41020	45784	42029	—	34495	—	—	—	—	—	50946	35218	36136
	4	168	60	10-18	...T13...	31553	43211	47974	44219	—	36712	—	—	—	—	—	53137	37465	38383
	4	180	60	12-20	...T14...	33744	45402	50165	46410	—	38932	—	—	—	—	—	55328	39712	40632
	4	192	60	12-20	...T15...	38370	53111	57874	54118	—	45503	—	—	—	—	—	60711	46042	47271
	6	204	60	12-20	...T16...	40711	55453	60217	56462	—	47874	—	—	—	—	—	68994	48444	49668
	6	216	60	14-22	...T17...	43055	57795	62559	58804	—	50244	—	—	—	—	—	71337	50842	52067
	6	240	60	16-26	...T18...	47681	62423	67185	63430	—	54931	—	—	—	—	—	75962	55580	56807
Boat 	1	1	42	30/24	2-4	...B1...	4979	—	—	—	—	—	8655	—	9430	—	—	—	—
	1	1	60	30/24	4-6	...B2...	6749	—	—	—	—	—	10428	—	11200	—	—	—	—
	1	1	72	36/28	6-8	...B3...	9318	—	—	—	—	—	12995	11438	13770	12446	—	—	—
	1	1	78	39/30	6-8	...B4...	10804	—	—	—	—	—	14478	12922	15254	13930	—	14405	14765
	1	1	84	42/30	6-8	...B5...	12402	—	—	—	—	—	16080	14522	16854	15531	—	16033	16394
	1	1	90	48/32	6-8	...B6...	14972	22538	24219	23548	17641	18094	18648	17091	19424	18100	30866	18630	18992
	1	1	96	48/32	6-10	...B7...	15944	23510	25192	24520	18611	19080	20068	18063	20395	19407	31839	19631	19991
	2	108	52/34	8-10	...B8...	17828	25394	27075	26403	—	20994	—	—	—	—	—	33722	21570	21932
	3	120	54/36	8-12	...B9...	21237	28801	30483	29811	—	24564	—	—	—	—	—	37131	25035	25395
	2	4	132	54/36	8-12	...B10...	23272	34930	36612	35937	—	28042	—	—	—	—	44855	28661	29201
	4	144	54/36	10-14	...B11...	25309	36967	38648	37975	—	30109	—	—	—	—	—	46892	30754	31294
	4	156	60/40	10-16	...B12...	29323	40982	45746	41990	—	34453	—	—	—	—	—	50907	35177	36097
	4	168	60/40	10-16	...B13...	31513	43172	47935	44179	—	36674	—	—	—	—	—	53095	37424	38344
	4	180	60/40	12-20	...B14...	33703	45361	50125	46369	—	38891	—	—	—	—	—	55287	39670	40590
	4	192	60/40	12-20	...B15...	38327	53067	57832	54076	—	45460	—	—	—	—	—	60669	46001	47230
	6	204	60/40	12-20	...B16...	40669	55409	60173	56416	—	47828	—	—	—	—	—	68949	48398	49626
	6	216	60/40	14-22	...B17...	43010	57751	62514	58757	—	50201	—	—	—	—	—	71291	50795	52022
	6	240	60/40	14-24	...B18...	47634	62375	67138	63382	—	54883	—	—	—	—	—	75914	55533	56760
Ellipse 	1	1	42	30/24	2-4	...E1...	5025	—	—	—	—	—	8703	—	9476	—	—	—	—
	1	1	60	30/24	4-6	...E2...	6800	—	—	—	—	—	10476	—	11250	—	—	—	—
	1	1	72	36/24	6	...E3...	9372	—	—	—	—	—	13048	—	13823	12499	—	—	—
	1	1	78	39/26	6-8	...E4...	10861	—	—	—	—	—	14536	12977	15310	13987	—	—	—
	1	1	84	42/28	6-8	...E5...	12461	—	—	—	—	—	16139	14580	16913	15590	—	16092	16453
	1	1	90	48/32	6-8	...E6...	15035	—	24281	23609	17702	18156	18711	17153	19485	18162	30930	18693	19053
	1	1	96	48/32	6-10	...E7...	16007	—	25254	24583	18675	19144	20130	18126	20457	19470	31902	19693	20055
	2	108	52/34	8-10	...E8...	17894	—	27143	26470	—	21060	—	—	—	—	—	33788	21637	21998
	3	120	54/36	8-12	...E9...	21304	—	30554	29882	—	24633	—	—	—	—	—	37200	25102	25465
	2	4	132	54/36	8-12	...E10...	23344	—	36684	36010	—	28112	—	—	—	—	44930	28734	29273
	4	144	54/36	10-14	...E11...	25385	—	38722	38049	—	30181	—	—	—	—	—	46967	30829	31367
	4	156	60/40	10-16	...E12...	29402	41062	45824	42070	—	34532	—	—	—	—	—	50986	35257	36176
	4	168	60/40	10-16	...E13...	31594	43253	48016	44259	—	36753	—	—	—	—	—	53177	37504	38425
	4	180	60/40	10-16	...E14...	33786	45446	50208	46453	—	38975	—	—	—	—	—	55370	39754	40674
	4	192	60/40	12-20	...E15...	38413	53153	57918	54163	—	45546	—	—	—	—	—	60754	46088	47315
	6	204	60/40	12-20	...E16...	40759	—	60262	56505	—	47918	—	—	—	—	—	69039	48487	49716
	6	216	60/40	14-22	...E17...	43101	—	62607	58852	—	50293	—	—	—	—	—	71383	50889	52114
	6	240	60/40	14-24	...E18...	47730	—	67235	63477	—	54980	—	—	—	—	—	76011	55628	56857

! IMPORTANT:


Grain direction is along the width dimension (w) on 1-section tops and depth dimension (d) on 2-section tops.

All top sizes are nominal; actual size may vary by +/-2%.

Tables will be in multiple sections depending on size; tops may further be in multiple pieces. See listings above.

< See the Top Options on a previous page for a full range of special top and border treatments that may be applied.

See the Terms & Options section at the front of the price list for POWER-DATA solutions.





Bevel Self/Wood1 Edge 2th
 Quartz Top: Cambria® standard colors*
 UBS2Q...




					...D	...E	...G	...K	...N	...P	...R	...S	...T	...U	...V	...Y	...Z		
					Top Code	Top Only	Coda -Vee	Coda -Wire	Coda -X	Cylinder Ø	Plinth Ø	Ryvite	Spyda -T	Spyda -X	Spyda -Y	Uffizi -Loop	Zi-A Ø	Zi-D Ø	
Shape	sections	pcs	w	d	Seats														
	1	1	30	Diam	2-3	...C1...	3201	—	—	—	—	—	5041	—	5157	—	—	—	
	1	1	36	Diam	3-4	...C2...	4168	—	—	—	—	—	6004	—	6252	—	—	—	
	1	1	42	Diam	3-5	...C3...	5303	—	8387	—	6637	—	7142	—	7388	—	—	—	
	1	1	48	Diam	4-6	...C4...	6604	—	9687	—	7988	—	8667	—	8829	—	—	—	
	2	2	54	Diam	4-7	...C5...	8093	—	—	—	9887	—	10156	—	10524	—	—	—	
	2	2	60	Diam	5-7	...C6...	9792	—	—	—	11584	—	12515	—	12223	—	—	—	
	2	2	66	Diam	5-8	...C7...	11648	—	—	—	13744	—	—	—	—	—	—	—	
	2	2	72	Diam	6-9	...C8...	13735	—	—	—	16330	—	—	—	—	—	—	—	
	1	1	30	30	2-4	...S1...	3056	—	—	—	—	4896	—	5015	—	—	—	—	
	1	1	36	36	4	...S2...	4023	—	—	—	—	5859	—	6106	—	—	—	—	
	1	1	42	42	4	...S3...	5155	—	8237	—	—	6695	6994	7239	—	—	—	—	
	1	1	48	48	4-8	...S4...	6467	—	9549	—	—	8073	8529	8691	—	—	—	—	
	1	1	54	54	4-8	...S5...	7941	—	—	—	—	9651	—	10374	—	—	—	—	
	1	1	60	60	4-8	...S6...	9588	—	—	—	—	11396	—	12020	—	—	—	—	
	1	1	42	30	4	...R1...	3860	—	—	—	—	7536	—	8310	—	—	—	—	
	1	1	60	30	4-6	...R2...	5197	—	—	—	—	8873	—	9647	—	—	—	—	
	1	1	72	36	4-6	...R3...	7136	—	16382	15710	—	10812	9254	11585	10263	—	—	—	
	1	1	78	39	6-8	...R4...	8259	—	17504	16832	—	11935	10377	12709	11385	—	11859	12220	
	1	1	84	42	6-8	...R5...	9466	17034	18714	18042	—	13144	11585	13918	12595	—	13097	13458	
	1	1	90	48	6-8	...R6...	11407	18972	20653	19981	14073	14526	15081	13525	15856	14532	27301	15064	15425
	1	1	96	48	6-12	...R7...	12141	19709	21389	20720	14810	15280	16268	14262	16593	15607	28037	15829	16190
	2	2	108	48	8-12	...R8...	13567	21132	22815	22143	—	16733	—	—	—	—	29460	17310	17671
	3	3	120	52	8-14	...R9...	16135	23699	25383	24709	—	19462	—	—	—	—	32029	19934	20294
	2	4	132	52	8-14	...R10...	17672	29329	31012	30338	—	22440	—	—	—	—	39255	23060	23602
	4	4	144	52	10-16	...R11...	19209	30866	32548	31875	—	24008	—	—	—	—	40792	24654	25194
	4	4	156	56	10-18	...R12...	22235	33895	38657	34901	—	27365	—	—	—	—	43819	28091	29009
	4	4	168	56	10-18	...R13...	23888	35547	40310	36554	—	29049	—	—	—	—	45471	29800	30719
	4	4	180	56	12-20	...R14...	25540	37199	41964	38207	—	30729	—	—	—	—	47125	31507	32426
	4	4	192	60	12-20	...R15...	29024	43763	48529	44772	—	36155	—	—	—	—	51364	36698	37926
	6	6	204	60	12-20	...R16...	30790	45531	50295	46539	—	37952	—	—	—	—	59071	38519	39747
	6	6	216	60	14-22	...R17...	32559	47299	52062	48306	—	39748	—	—	—	—	60839	40346	41570
	6	6	240	60	16-26	...R18...	36040	50782	55544	51790	—	43290	—	—	—	—	64322	43941	45166
	1	1	78	39/26	5-7	...V1...	8370	—	—	—	—	12048	10489	12822	11498	—	—	—	
	1	1	84	42/28	5-7	...V2...	9585	—	—	—	—	13260	11702	14034	12711	—	—	—	
	1	1	90	48/36	5-7	...V3...	11528	—	20775	20103	14196	—	15206	13646	15978	14655	27422	15185	15547
	1	1	96	48/36	5-9	...V4...	12271	—	21519	20846	14938	—	16396	14389	16722	15735	28166	15957	16316
	2	2	108	48/36	7-9	...V5...	13700	—	22947	22275	—	—	—	—	—	—	29595	17441	17804
	3	3	120	52/40	7-11	...V6...	16274	23839	25521	24849	—	19602	—	—	—	—	32169	20070	20433
	2	4	132	52/40	7-11	...V7...	17817	29477	31156	30483	—	22586	—	—	—	—	39400	23205	23747
	4	4	144	52/40	9-13	...V8...	19361	31018	32698	32026	—	24158	—	—	—	—	40946	24807	25344
	4	4	156	56/44	9-15	...V9...	22392	34048	38813	35057	—	27522	—	—	—	—	43975	28246	29165
	4	4	168	56/44	9-15	...V10...	24050	35708	40471	36717	—	29210	—	—	—	—	45633	29960	30880
	4	4	180	56/44	9-15	...V11...	25709	37366	42131	38374	—	30899	—	—	—	—	47294	31676	32595
	4	4	192	60/44	11-18	...V12...	29198	43937	48701	44945	—	36327	—	—	—	—	51537	36869	38098
	6	6	204	60/44	11-18	...V13...	30968	45709	50473	46718	—	38130	—	—	—	—	59250	38700	39924
	6	6	216	60/44	13-20	...V14...	32742	47483	52246	48489	—	39932	—	—	—	—	61022	40529	41756
	6	6	240	60/44	13-22	...V15...	36231	50970	55736	51977	—	43482	—	—	—	—	64512	44130	45357

! IMPORTANT:

Wood grain direction is along the width dimension (w) on 1-section tops and depth dimension (d) on 2-section tops. All top sizes are nominal; actual size may vary by +/-2%.

Tables will be in multiple sections depending on size; tops may further be in multiple pieces. See listings above.

- < See the Top Options on a previous page for a full range of special top and border treatments that may be applied.
- See the Terms & Options section at the front of the price list for POWER-DATA solutions.



Specify: Product No. & Qty
 Edge Shape
 Tagging
 Metal Finish
 Wood Finish

Ø Denotes wire path provided.
 ‡ Requires field sub-assembly.
 * Quote required for Cambria Matte™ & Luxury Design Series

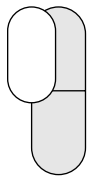
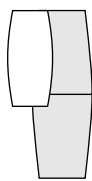
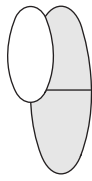
Prices listed in Wood1 Finishes.



Bevel Self/Wood1 Edge 2th

Quartz Top: Cambria® standard colors*
UBS2Q...



Shape	sections		w	d	Seats	Top Code	Top Only	Coda -Vee	Coda -Wire	Coda -X	Cylinder Ø	Plinth Ø	Ryvite	Spyda -T	Spyda -X	Spyda -Y	Uffizi -Loop	Zi-A Ø	Zi-D Ø
	pcs																		
Track 	1	1	42	30	2-4	...T1...	4008	—	—	—	—	—	—	7686	—	8460	—	—	—
	1	1	60	30	4-6	...T2...	5356	—	—	—	—	—	9031	—	9805	—	—	—	—
	1	1	72	36	6-8	...T3...	7302	—	16551	—	—	—	10980	9421	11753	10432	—	—	—
	1	1	78	39	6-8	...T4...	8436	—	17682	17011	—	—	12111	10553	12885	11563	—	12038	12398
	1	1	84	42	6-8	...T5...	9654	—	18902	18228	—	—	13330	11771	14103	12781	—	13284	13643
	1	1	90	48	6-8	...T6...	11600	19166	20847	20177	14268	14722	15279	13719	16051	14730	27497	15257	15620
	1	1	96	48	6-12	...T7...	12346	19912	21595	20922	15015	15484	16471	14465	16798	15811	28242	16033	16394
	2	108	52	8-12	...T8...	13779	21346	23028	22356	—	16945	—	—	—	—	—	29676	17521	17883
	3	120	54	8-14	...T9...	16354	23921	25603	24931	—	19682	—	—	—	—	—	32251	20153	20515
	2	4	132	54	8-14	...T10...	17903	29563	31242	30570	—	22672	—	—	—	—	39487	23293	23832
	4	144	54	10-16	...T11...	19451	31107	32789	32116	—	24248	—	—	—	—	—	41034	24896	25435
	4	156	60	10-18	...T12...	22484	34143	38906	35148	—	27614	—	—	—	—	—	44067	28337	29258
	4	168	60	10-18	...T13...	24147	35803	40566	36811	—	29307	—	—	—	—	—	45729	30056	30977
	4	180	60	12-20	...T14...	25806	37466	42228	38473	—	30995	—	—	—	—	—	47390	31773	32693
	4	192	60	12-20	...T15...	29299	44040	48804	45048	—	36432	—	—	—	—	—	51640	36975	38200
	6	204	60	12-20	...T16...	31075	45817	50580	46823	—	38236	—	—	—	—	—	59355	38804	40032
	6	216	60	14-22	...T17...	32850	47590	52354	48598	—	40041	—	—	—	—	—	61131	40637	41862
	6	240	60	16-26	...T18...	36343	51083	55846	52090	—	43591	—	—	—	—	—	64623	44243	45467
Boat 	1	1	42	30/24	2-4	...B1...	3986	—	—	—	—	—	7663	—	8437	—	—	—	—
	1	1	60	30/24	4-6	...B2...	5331	—	—	—	—	—	9010	—	9780	—	—	—	—
	1	1	72	36/28	6-8	...B3...	7276	—	—	—	—	—	10954	9394	11728	10405	—	—	—
	1	1	78	39/30	6-8	...B4...	8408	—	—	—	—	—	12084	10525	12858	11535	—	12011	12370
	1	1	84	42/30	6-8	...B5...	9624	—	—	—	—	—	13303	11742	14075	12752	—	13255	13615
	1	1	90	48/32	6-8	...B6...	11569	19136	20817	20147	14238	14692	15247	13689	16021	14698	27467	15227	15590
	1	1	96	48/32	6-10	...B7...	12315	19881	21561	20890	14983	15452	16439	14434	16766	15778	28210	16001	16363
	2	108	52/34	8-10	...B8...	13746	21311	22995	22321	—	16913	—	—	—	—	—	29641	17489	17849
	3	120	54/36	8-12	...B9...	16322	23888	25569	24898	—	19650	—	—	—	—	—	32219	20121	20483
	2	4	132	54/36	8-12	...B10...	17867	29526	31207	30532	—	22635	—	—	—	—	39451	23255	23796
	4	144	54/36	10-14	...B11...	19413	31072	32752	32080	—	24211	—	—	—	—	—	40996	24857	25398
	4	156	60/40	10-16	...B12...	22447	34103	38867	35112	—	27577	—	—	—	—	—	44031	28300	29219
	4	168	60/40	10-16	...B13...	24106	35765	40528	36773	—	29266	—	—	—	—	—	45690	30016	30936
	4	180	60/40	12-20	...B14...	25767	37424	42188	38431	—	30956	—	—	—	—	—	47351	31734	32654
	4	192	60/40	12-20	...B15...	29258	43998	48761	45004	—	36389	—	—	—	—	—	51598	36929	38158
	6	204	60/40	12-20	...B16...	31030	45770	50535	46780	—	38192	—	—	—	—	—	59313	38761	39987
	6	216	60/40	14-22	...B17...	32806	47547	52311	48555	—	39998	—	—	—	—	—	61086	40592	41819
	6	240	60/40	14-24	...B18...	36295	51037	55802	52046	—	43547	—	—	—	—	—	64577	44195	45424
Ellipse 	1	1	42	30/24	2-4	...E1...	4032	—	—	—	—	—	7711	—	8483	—	—	—	—
	1	1	60	30/24	4-6	...E2...	5381	—	—	—	—	—	9058	—	9832	—	—	—	—
	1	1	72	36/24	6	...E3...	7329	—	—	—	—	—	11008	—	11781	10459	—	—	—
	1	1	78	39/26	6-8	...E4...	8465	—	—	—	—	—	12140	10583	12914	11591	—	—	—
	1	1	84	42/28	6-8	...E5...	9684	—	—	—	—	—	13361	11801	14133	12811	—	13314	13673
	1	1	90	48/32	6-8	...E6...	11633	—	20880	20208	14301	14755	15310	13750	16082	14761	27529	15289	15651
	1	1	96	48/32	6-10	...E7...	12381	—	21628	20954	15047	15517	16504	14499	16830	15844	28275	16066	16426
	2	108	52/34	8-10	...E8...	13812	—	23060	22390	—	16980	—	—	—	—	—	29709	17556	17918
	3	120	54/36	8-12	...E9...	16393	—	25640	24968	—	19719	—	—	—	—	—	32287	20189	20552
	2	4	132	54/36	8-12	...E10...	17940	—	31278	30605	—	22707	—	—	—	—	39523	23329	23869
	4	144	54/36	10-14	...E11...	19488	—	32827	32153	—	24286	—	—	—	—	—	41071	24932	25473
	4	156	60/40	10-16	...E12...	22521	34181	38945	35190	—	27652	—	—	—	—	—	44106	28379	29296
	4	168	60/40	10-16	...E13...	24185	35845	40608	36854	—	29346	—	—	—	—	—	45769	30096	31017
	4	180	60/40	10-16	...E14...	25849	37506	42272	38515	—	31040	—	—	—	—	—	47433	31816	32738
	4	192	60/40	12-20	...E15...	29344	44084	48847	45092	—	36475	—	—	—	—	—	51684	37015	38245
	6	204	60/40	12-20	...E16...	31120	—	50624	46868	—	38282	—	—	—	—	—	59401	38851	40076
	6	216	60/40	14-22	...E17...	32897	—	52402	48646	—	40089	—	—	—	—	—	61179	40686	41911
	6	240	60/40	14-24	...E18...	36391	—	55895	52139	—	43641	—	—	—	—	—	64672	44289	45517

! IMPORTANT:


Grain direction is along the width dimension (w) on 1-section tops and depth dimension (d) on 2-section tops.

All top sizes are nominal; actual size may vary by +/-2%.

Tables will be in multiple sections depending on size; tops may further be in multiple pieces. See listings above.

< See the Top Options on a previous page for a full range of special top and border treatments that may be applied.

See the Terms & Options section at the front of the price list for POWER-DATA solutions.





Bevel Self Edge 2th
 Wood1 Top (all colors)
 UBS2W...



Shape	sections		w	d	Seats	Top Code	Top Only	Coda -Vee	Coda -Wire	Coda -X	Cylinder Ø	Plinth Ø	Ryvite	Spyda -T	Spyda -X	Spyda -Y	Uffizi -Loop	Zi-A Ø	Zi-D Ø
	pcs																		
	1	1	30	Diam	2-3	...C1...	1668	—	—	—	—	—	3508	—	3625	—	—	—	—
	1	1	36	Diam	3-4	...C2...	1959	—	—	—	—	—	3796	—	4043	—	—	—	—
	1	1	42	Diam	3-5	...C3...	2301	—	5383	—	3632	—	4140	—	4386	—	—	—	—
	1	1	48	Diam	4-6	...C4...	2681	—	5762	—	4065	—	4744	—	4904	—	—	—	—
	1	1	54	Diam	4-7	...C5...	3125	—	—	—	4920	—	5188	—	5560	—	—	—	—
	1	1	60	Diam	5-7	...C6...	3660	—	—	—	5453	—	6386	—	6092	—	—	—	—
	2	2	66	Diam	5-8	...C7...	4231	—	—	—	6329	—	—	—	—	—	—	—	—
	2	2	72	Diam	6-9	...C8...	4906	—	—	—	7500	—	—	—	—	—	—	—	—
	1	1	30	30	2-4	...S1...	1524	—	—	—	—	—	3364	—	3481	—	—	—	—
	1	1	36	36	4	...S2...	1814	—	—	—	—	—	3653	—	3898	—	—	—	—
	1	1	42	42	4	...S3...	2150	—	5234	—	—	3693	3988	—	4236	—	—	—	—
	1	1	48	48	4-8	...S4...	2542	—	5624	—	—	4150	4605	—	4768	—	—	—	—
	1	1	54	54	4-8	...S5...	2976	—	—	—	—	4686	—	5409	—	—	—	—	—
	1	1	60	60	4-8	...S6...	3457	—	—	—	—	5266	—	5890	—	—	—	—	—
	1	1	42	30	4	...R1...	1712	—	—	—	—	—	5390	—	6165	—	—	—	—
	1	1	60	30	4-6	...R2...	2131	—	—	—	—	—	5809	—	6580	—	—	—	—
	1	1	72	36	4-6	...R3...	2720	—	11967	11297	—	—	6397	4840	7171	5848	—	—	—
	1	1	78	39	6-8	...R4...	3079	—	12326	11654	—	—	6754	5197	7528	6205	—	6680	7039
	1	1	84	42	6-8	...R5...	3459	11026	12708	12036	—	—	7137	5578	7909	6589	—	7089	7449
	1	1	90	48	6-8	...R6...	4051	11615	13296	12625	6718	7171	7726	6168	8501	7177	19946	7708	8069
	1	1	96	48	6-12	...R7...	4297	11863	13544	12872	6965	7434	8420	6416	8746	7759	20193	7983	8343
	1	1	108	48	8-12	...R8...	4739	12304	13985	13314	7407	7903	8864	6857	9189	8202	20635	8480	8842
	1	1	120	52	8-14	...R9...	5508	13074	14757	14084	8279	8837	9633	8855	9960	8971	21404	9307	9666
	2	2	132	52	8-14	...R10...	5985	17642	19322	18648	10136	10752	10108	9330	10434	10562	27566	11372	11912
	2	2	144	52	10-16	...R11...	6458	18118	19797	19125	10611	11257	12647	9804	13133	11038	28044	11903	12443
	2	2	156	56	10-18	...R12...	7358	19017	23780	20026	12740	12489	13548	10705	14034	13047	28941	13213	14132
	2	2	168	56	10-18	...R13...	7868	19524	24291	20533	13249	13028	14055	11214	14544	13556	29451	13778	14698
	2	2	180	56	12-20	...R14...	8376	20034	24796	21042	13757	13564	14563	11722	15050	14064	29958	14344	15263
	2	2	192	60	12-20	...R15...	9408	24149	28911	25156	16582	16541	15595	14093	16082	17321	31748	17081	18308
	2	2	204	60	12-20	...R16...	9948	24690	29453	25697	17123	17109	18198	14634	18849	17863	38229	17677	18906
	2	2	216	60	14-22	...R17...	10489	25229	29994	26236	17663	17678	18738	15173	19389	18402	38769	18276	19501
	2	2	240	60	16-26	...R18...	11522	26261	31023	27268	18695	18771	19770	16205	20420	19434	39802	19420	20646
	1	1	78	39/26	5-7	...V1...	3190	—	—	—	—	—	6867	5307	7639	6318	—	—	—
	1	1	84	42/28	5-7	...V2...	3577	—	—	—	—	—	7255	5696	8027	6706	—	—	—
	1	1	90	48/36	5-7	...V3...	4172	—	13419	12746	—	7294	7849	6290	8623	7299	20067	7830	8190
	1	1	96	48/36	5-9	...V4...	4425	—	13672	13001	—	7560	8552	6542	8874	7889	20320	8110	8472
	1	1	108	48/36	7-9	...V5...	4873	—	14120	13448	—	8039	8998	6992	9323	8336	20769	8616	8976
	1	1	120	52/40	7-11	...V6...	5648	13213	14895	14222	8417	8975	9773	8993	10099	9112	21543	9446	9806
	2	2	132	52/40	7-11	...V7...	6130	17787	19467	18795	10282	10897	10256	9475	10579	10708	27712	11519	12056
	2	2	144	52/40	9-13	...V8...	6609	18270	19949	19276	10762	11409	12798	9956	13285	11190	28194	12054	12595
	2	2	156	56/44	9-15	...V9...	7516	19176	23939	20182	12897	12647	13703	10863	14191	13204	29101	13371	14290
	2	2	168	56/44	9-15	...V10...	8030	19688	24451	20696	13411	13191	14217	11376	14705	13718	29612	13942	14860
	2	2	180	56/44	9-15	...V11...	8543	20202	24965	21211	13924	13732	14732	11891	15219	14232	30126	14510	15431
	2	2	192	60/44	11-18	...V12...	9580	24322	29085	25329	16754	16713	15767	14265	16255	17495	31921	17255	18481
	2	2	204	60/44	11-18	...V13...	10127	24868	29630	25876	17301	17288	18377	14811	19026	18041	38409	17858	19083
	2	2	216	60/44	13-20	...V14...	10674	25414	30176	26422	17847	17864	18923	15357	19573	18587	38954	18459	19685
	2	2	240	60/44	13-22	...V15...	11711	26453	31215	27459	18886	18962	19963	16396	20611	19625	39991	19609	20838

! IMPORTANT:


Wood grain direction is along the width dimension (w) on 1-section tops and depth dimension (d) on 2-section tops.

All top sizes are nominal; actual size may vary by +/-2%.

Tables will be in multiple sections depending on size; tops may further be in multiple pieces. See listings above.

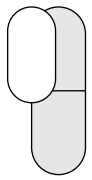
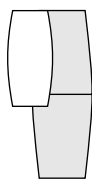
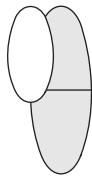
< See the Top Options on a previous page for a full range of special top and border treatments that may be applied.

See the Terms & Options section at the front of the price list for POWER-DATA solutions.





Bevel Self Edge 2th
 Wood1 Top (all colors)
 UBS2W...

Shape	sections		w	d	Seats	Top Code	Top Only	Coda -Vee	Coda -Wire	Coda -X	Cylinder Ø	Plinth Ø	Ryvlt	Spyda -T	Spyda -X	Spyda -Y	Uffizi -Loop	Zi-A Ø	Zi-D Ø		
	pcs																				
Track 	1	1	42	30	2-4	...T1...	1864	—	—	—	—	—	5539	—	6313	—	—	—	—		
		1	60	30	4-6	...T2...	2293	—	—	—	—	—	5967	—	6742	—	—	—	—		
		1	72	36	6-8	...T3...	2887	—	12136	—	—	—	6566	5006	7340	6017	—	—	—	—	
		1	78	39	6-8	...T4...	3256	—	12502	11830	—	—	6934	5374	7706	6383	—	—	6857	7215	
		1	84	42	6-8	...T5...	3644	—	12892	12221	—	—	7323	5763	8097	6774	—	—	7275	7636	
		1	90	48	6-8	...T6...	4244	11811	13493	12822	6912	7366	7923	6363	8696	7373	20140	7902	8265	—	
		1	96	48	6-12	...T7...	4501	12068	13748	13076	7169	7637	8625	6620	8952	7964	20396	8187	8546	—	
		1	108	52	8-12	...T8...	4951	12517	14199	13527	7620	8117	9077	7070	9403	8416	20846	8695	9055	—	
		1	120	54	8-14	...T9...	5731	13296	14979	14306	8501	9058	9857	9077	10180	9194	21627	9530	9890	—	
		2	2	132	54	8-14	...T10...	6215	17873	19553	18881	10368	10983	10342	9561	10665	10795	27798	11604	12142	—
			2	144	54	10-16	...T11...	6698	18359	20038	19365	10852	11498	12886	10046	13374	11279	28282	12142	12684	—
			2	156	60	10-16	...T12...	7608	19267	24031	20275	12989	12739	13798	10954	14284	13296	29193	13463	14381	—
			2	168	60	10-18	...T13...	8127	19784	24548	20791	13507	13286	14314	11472	14802	13813	29710	14036	14956	—
			2	180	60	12-20	...T14...	8643	20300	25065	21308	14023	13831	14831	11988	15317	14331	30227	14609	15529	—
			2	192	60	12-20	...T15...	9684	24424	29187	25430	16858	16816	15870	14368	16359	17598	32024	17357	18585	—
			2	204	60	12-20	...T16...	10233	24972	29738	25980	17406	17394	18482	14918	19132	18148	38514	17962	19190	—
			2	216	60	14-22	...T17...	10782	25522	30287	26530	17956	17974	19032	15467	19681	18696	39063	18568	19795	—
			2	240	60	16-26	...T18...	11824	26565	31327	27572	18997	19074	20072	16508	20723	19737	40104	19722	20950	—
Boat 	1	1	42	30/24	2-4	...B1...	1840	—	—	—	—	—	5517	—	6290	—	—	—	—		
		1	60	30/24	4-6	...B2...	2268	—	—	—	—	—	5944	—	6718	—	—	—	—	—	
		1	72	36/28	6-8	...B3...	2863	—	—	—	—	—	6540	4983	7314	5991	—	—	—	—	
		1	78	39/30	6-8	...B4...	3229	—	—	—	—	—	6906	5348	7679	6356	—	—	6831	7190	
		1	84	42/30	6-8	...B5...	3618	—	—	—	—	—	7294	5736	8068	6746	—	—	7246	7607	
		1	90	48/32	6-8	...B6...	4214	11781	13461	12791	6882	7336	7893	6334	8666	7343	20110	7872	8235	—	
		1	96	48/32	6-10	...B7...	4470	12036	13716	13044	7137	7606	8594	6589	8919	7932	20365	8154	8514	—	
		1	108	52/34	8-10	...B8...	4920	12486	14167	13496	7587	8086	9046	7038	9370	8383	20814	8662	9024	—	
		1	120	54/36	8-12	...B9...	5696	13261	14943	14272	8466	9024	9822	9042	10147	9161	21591	9494	9857	—	
		2	2	132	54/36	8-12	...B10...	6178	17836	19518	18846	10330	10948	10302	9525	10629	10756	27761	11566	12108	—
			2	144	54/36	10-14	...B11...	6663	18320	20003	19330	10815	11463	12851	10009	13339	11242	28246	12108	12648	—
			2	156	60/40	10-16	...B12...	7571	19227	23992	20237	12952	12702	13758	10918	14246	13259	29153	13427	14345	—
			2	168	60/40	10-16	...B13...	8086	19742	24508	20752	13467	13247	14274	11432	14761	13774	29668	13997	14917	—
			2	180	60/40	12-20	...B14...	8600	20259	25024	21268	13981	13790	14790	11948	15277	14290	30185	14567	15488	—
			2	192	60/40	12-20	...B15...	9642	24382	29145	25389	16816	16772	15829	14325	16315	17556	31982	17315	18542	—
			2	204	60/40	12-20	...B16...	10190	24929	29693	25938	17363	17349	18439	14874	19088	18102	38470	17919	19146	—
			2	216	60/40	14-22	...B17...	10737	25478	30241	26485	17910	17927	18987	15422	19636	18650	39017	18524	19749	—
			2	240	60/40	14-24	...B18...	11777	26517	31281	27524	18949	19026	20027	16461	20674	19691	40058	19676	20902	—
Ellipse 	1	1	42	30/24	2-4	...E1...	1887	—	—	—	—	—	5565	—	6337	—	—	—	—		
		1	60	30/24	4-6	...E2...	2317	—	—	—	—	—	5993	—	6768	—	—	—	—	—	
		1	72	36/24	6	...E3...	2915	—	—	—	—	—	6594	—	7366	6045	—	—	—	—	
		1	78	39/26	6-8	...E4...	3285	—	—	—	—	—	6962	5403	7735	6411	—	—	—	—	
		1	84	42/28	6-8	...E5...	3675	—	—	—	—	—	7353	5793	8127	6804	—	—	7305	7666	
		1	90	48/32	6-8	...E6...	4276	—	13525	12853	6943	7399	7954	6395	8727	7406	20172	7934	8296	—	
		1	96	48/32	6-10	...E7...	4532	—	13779	13109	7200	7668	8656	6651	8983	7995	20427	8218	8580	—	
		1	108	52/34	8-10	...E8...	4987	—	14234	13562	7655	8152	9112	7106	9436	8450	20881	8728	9089	—	
		1	120	54/36	8-12	...E9...	5766	—	15013	14342	8534	9091	9890	9112	10216	9229	21661	9563	9925	—	
		2	2	132	54/36	8-12	...E10...	6252	—	19591	18917	10404	11019	10377	9598	10702	10832	27836	11640	12181	—
			2	144	54/36	10-14	...E11...	6737	—	20076	19403	10890	11535	12925	10082	13412	11317	28322	12183	12720	—
			2	156	60/40	10-16	...E12...	7649	19306	24069	20314	13030	12776	13835	10992	14323	13338	29231	13502	14421	—
			2	168	60/40	10-16	...E13...	8168	19825	24588	20832	13549	13326	14354	11511	14841	13857	29751	14077	14997	—
			2	180	60/40	10-16	...E14...	8684	20342	25108	21351	14065	13872	14872	12030	15361	14374	30268	14651	15571	—
			2	192	60/40	12-20	...E15...	9726	24467	29231	25476	16901	16859	15915	14411	16402	17642	32068	17401	18629	—
			2	204	60/40	12-20	...E16...	10278	—	29782	26027	17454	17438	18529	14962	19178	18192	38560	18008	19235	—
			2	216	60/40	14-22	...E17...	10831	—	30332	26576	18004	18018	19079	15513	19728	18743	39111	18616	19842	—
			2	240	60/40	14-24	...E18...	11870	—	31377	27620	19046	19122	20122	16556	20771	19785	40153	19770	20999	—

! IMPORTANT:


Grain direction is along the width dimension (w) on 1-section tops and depth dimension (d) on 2-section tops.

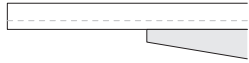
All top sizes are nominal; actual size may vary by +/-2%.

Tables will be in multiple sections depending on size; tops may further be in multiple pieces. See listings above.

< See the Top Options on a previous page for a full range of special top and border treatments that may be applied.

See the Terms & Options section at the front of the price list for POWER-DATA solutions.





Cantilever Self Edge 2th

Acrylic Solid Surface Top: Avonite® Polaris
 UCS2C...

Shape	sections		w	d	Seats	Top Code	Top Only	Coda -Vee	Coda -Wire	Coda -X	Cylinder Ø	Plinth Ø	Ryvite	Spyda -T	Spyda -X	Spyda -Y	Uffizi -Loop	Zi-A Ø	Zi-D Ø
	pcs																		
	1	1	30	Diam	2-3	...C1...	2274	—	—	—	—	—	4113	—	4230	—	—	—	—
	1	1	36	Diam	3-4	...C2...	2827	—	—	—	—	—	4667	—	4913	—	—	—	—
	1	1	42	Diam	3-5	...C3...	3485	—	6567	—	4818	—	5324	—	5570	—	—	—	—
	1	1	48	Diam	4-6	...C4...	4229	—	7311	—	5612	—	6290	—	6452	—	—	—	—
	1	1	54	Diam	4-7	...C5...	5084	—	—	—	6879	—	7147	—	7516	—	—	—	—
	1	1	60	Diam	5-7	...C6...	6077	—	—	—	7871	—	8801	—	8509	—	—	—	—
	2	2	66	Diam	5-8	...C7...	7154	—	—	—	9251	—	—	—	—	—	—	—	—
	2	2	72	Diam	6-9	...C8...	8387	—	—	—	10982	—	—	—	—	—	—	—	—
	1	1	30	30	2-4	...S1...	2130	—	—	—	—	—	3969	—	4086	—	—	—	—
	1	1	36	36	4	...S2...	2683	—	—	—	—	—	4521	—	4769	—	—	—	—
	1	1	42	42	4	...S3...	3334	—	6417	—	—	4876	5171	—	5418	—	—	—	—
	1	1	48	48	4-8	...S4...	4089	—	7171	—	—	5696	6150	—	6313	—	—	—	—
	1	1	54	54	4-8	...S5...	4933	—	—	—	—	6640	—	—	7365	—	—	—	—
	1	1	60	60	4-8	...S6...	5875	—	—	—	—	7684	—	—	8305	—	—	—	—
	1	1	42	30	4	...R1...	2560	—	—	—	—	—	6235	—	7009	—	—	—	—
	1	1	60	30	4-6	...R2...	3340	—	—	—	—	—	7017	—	7789	—	—	—	—
	1	1	72	36	4-6	...R3...	4461	—	13708	13037	—	—	8138	6579	8911	7588	—	—	—
	1	1	78	39	6-8	...R4...	5121	—	14368	13697	—	—	8799	7239	9572	8250	—	8723	9083
	1	1	84	42	6-8	...R5...	5828	—	15075	14404	—	—	9505	7947	10278	8956	—	9459	9818
	1	1	90	48	6-8	...R6...	6949	14517	16196	15525	9617	10071	10626	9068	11400	10077	22845	10605	10968
	1	1	96	48	6-12	...R7...	7388	14955	16637	15966	10057	10525	11512	9507	11839	10853	23283	11075	11437
	1	1	108	48	8-12	...R8...	8218	15785	17466	16795	10888	11384	12344	10338	12671	11682	24114	11960	12323
	1	1	120	52	8-14	...R9...	9697	17265	18945	18275	12468	13026	13825	13044	14149	13163	25594	13497	13859
	2	2	132	52	8-14	...R10...	10593	22251	23933	23259	14745	15362	14718	13940	15044	15171	32176	15981	16522
	2	2	144	52	10-16	...R11...	11489	23145	24825	24153	15640	16285	17675	14833	18162	16066	33071	16931	17471
	2	2	156	56	10-18	...R12...	13225	24881	29647	25889	18607	18355	19410	16571	19899	18912	34809	19079	19999
	2	2	168	56	10-18	...R13...	14185	25842	30605	26850	19565	19344	20371	17530	20859	19872	35767	20094	21014
	2	2	180	56	12-20	...R14...	15142	26802	31565	27809	20524	20333	21331	18489	21818	20831	36727	21110	22030
	2	2	192	60	12-20	...R15...	17141	31881	36646	32891	24317	24274	23330	21827	23818	25056	39483	24816	26045
	2	2	204	60	12-20	...R16...	18166	32908	37671	33916	25340	25328	26417	22851	27065	26082	46448	25896	27123
	2	2	216	60	14-22	...R17...	19190	33929	38695	34938	26363	26381	27440	23875	28089	27104	47471	26977	28202
	2	2	240	60	16-26	...R18...	21188	35930	40693	36936	28363	28439	29438	25875	30088	29103	49469	29087	30315
	1	1	78	39/26	5-7	...V1...	5233	—	—	—	—	—	8909	7351	—	8359	—	—	—
	1	1	84	42/28	5-7	...V2...	5945	—	—	—	—	—	9623	8065	10397	9074	—	—	—
	1	1	90	48/36	5-7	...V3...	7074	—	16321	15649	9742	—	10750	9192	11524	10202	22968	—	—
	1	1	96	48/36	5-9	...V4...	7517	—	16766	16093	10186	—	11643	9635	11967	10982	23414	—	—
	1	1	108	48/36	7-9	...V5...	8353	—	17601	16928	11020	—	12479	10471	12803	11815	24248	—	—
	1	1	120	52/40	7-11	...V6...	9836	—	19086	18414	12607	13167	13962	13183	14289	13303	25732	13636	13999
	2	2	132	52/40	7-11	...V7...	10738	—	24078	23404	14890	15506	14863	14084	15189	15317	32321	16128	16667
	2	2	144	52/40	9-13	...V8...	11638	—	24977	24303	15790	16436	17824	14983	18312	16217	33221	17081	17621
	2	2	156	56/44	9-15	...V9...	13381	25039	29804	26048	18763	18512	19570	16727	20057	19071	34965	19237	20154
	2	2	168	56/44	9-15	...V10...	14348	26004	30770	27014	19728	19509	20535	17695	21023	20036	35931	20257	21180
	2	2	180	56/44	9-15	...V11...	15311	26969	31734	27977	20693	20499	21498	18657	21986	21000	36894	21277	22198
	2	2	192	60/44	11-18	...V12...	17315	32055	36819	33062	24490	24448	23502	21999	23990	25229	39656	24988	26216
	2	2	204	60/44	11-18	...V13...	18344	33085	37850	34095	25519	25507	26597	23030	27244	26260	46628	26076	27302
	2	2	216	60/44	13-20	...V14...	19374	34115	38878	35125	26548	26566	27624	24059	28274	27289	47655	27160	28388
	2	2	240	60/44	13-22	...V15...	21377	36118	40881	37126	28552	28627	29628	26061	30276	29292	49660	29278	30503

! IMPORTANT:


Wood grain direction is along the width dimension (w) on 1-section tops and depth dimension (d) on 2-section tops.

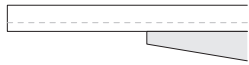
All top sizes are nominal; actual size may vary by +/-2%.

Tables will be in multiple sections depending on size; tops may further be in multiple pieces. See listings above.

< See the Top Options on a previous page for a full range of special top and border treatments that may be applied.

See the Terms & Options section at the front of the price list for POWER-DATA solutions.





Cantilever Self Edge 2th
 Acrylic Solid Surface Top: Avonite® Polaris
 UCS2C...



Shape	sections		w	d	Seats	Top Code	Top Only	Coda -Vee	Coda -Wire	Coda -X	Cylinder Ø	Plinth Ø	Ryvlt	Spyda -T	Spyda -X	Spyda -Y	Uffizi -Loop	Zi-A Ø	Zi-D Ø			
	pcs	Top Only																				
	1	1	42	30	2-4	...T1...	2711	—	—	—	—	—	—	6389	—	7161	—	—	—	—		
		1	60	30	4-6	...T2...	3498	—	—	—	—	—	—	7176	—	7951	—	—	—	—	—	
		1	72	36	6-8	...T3...	4630	—	13877	—	—	—	—	8305	6748	9079	7757	—	—	—	—	
		1	78	39	6-8	...T4...	5298	—	14547	13872	—	—	—	8975	7415	9748	8425	—	—	8900	9259	
		1	84	42	6-8	...T5...	6015	—	15261	14589	—	—	—	9690	8132	10464	9141	—	—	9645	10004	
		1	90	48	6-8	...T6...	7146	14711	16394	15721	9812	10266	10823	9263	11595	10272	23039	10804	11165	—	—	
		1	96	48	6-12	...T7...	7594	15160	16840	16169	10262	10731	11719	9713	12044	11057	23489	11280	11640	—	—	
		1	108	52	8-12	...T8...	8432	15999	17678	17008	11099	11596	12557	10550	12883	11896	24327	12172	12536	—	—	
		1	120	54	8-14	...T9...	9919	17486	19166	18495	12687	13248	14045	13264	14372	13383	25815	13718	14078	—	—	
		2	2	132	54	8-14	...T10...	10823	22481	24161	23489	14977	15591	14949	14169	15274	15402	32407	16212	16752	—	—
			2	144	54	10-16	...T11...	11726	23384	25066	24393	15879	16524	17915	15072	18400	16306	33310	17171	17710	—	—
			2	156	60	10-18	...T12...	13473	25132	29896	26140	18856	18604	19662	16821	20149	19162	35057	19330	20248	—	—
			2	168	60	10-18	...T13...	14442	26101	30864	27110	19824	19603	20631	17788	21117	20129	36025	20353	21273	—	—
			2	180	60	12-20	...T14...	15409	27066	31832	28076	20789	20599	21598	18756	22085	21098	36993	21376	22297	—	—
			2	192	60	12-20	...T15...	17418	32160	36922	33166	24593	24549	23606	22102	24093	25332	39757	25092	26319	—	—
			2	204	60	12-20	...T16...	18450	33191	37955	34198	25624	25611	26700	23135	27349	26363	46730	26179	27407	—	—
			2	216	60	14-22	...T17...	19483	34224	38987	35230	26658	26673	27732	24169	28383	27397	47763	27270	28497	—	—
			2	240	60	16-26	...T18...	21490	36231	40994	37238	28663	28740	29740	26175	30388	29404	49771	29389	30616	—	—
	1	1	42	30/24	2-4	...B1...	2686	—	—	—	—	—	6363	—	7137	—	—	—	—	—		
		1	60	30/24	4-6	...B2...	3475	—	—	—	—	—	—	7152	—	7926	—	—	—	—	—	
		1	72	36/28	6-8	...B3...	4604	—	—	—	—	—	—	8281	6722	9054	7730	—	—	—	—	
		1	78	39/30	6-8	...B4...	5271	—	—	—	—	—	—	8948	7388	9720	8399	—	—	—	—	
		1	84	42/30	6-8	...B5...	5987	—	—	—	—	—	—	9663	8104	10437	9114	—	9617	—	—	
		1	90	48/32	6-8	...B6...	7115	—	16364	15691	9781	10236	10792	9233	11565	10242	23009	10773	11135	—	—	
		1	96	48/32	6-10	...B7...	7560	—	16808	16138	10230	10699	11686	9681	12013	11026	23458	11249	11609	—	—	
		1	108	52/34	8-10	...B8...	8400	15967	17647	16975	11068	11565	12526	10519	12851	11864	24296	12141	12504	—	—	
		1	120	54/36	8-12	...B9...	9887	17454	19134	18463	12655	13213	14010	13231	14336	13349	25781	13685	14046	—	—	
		2	2	132	54/36	8-12	...B10...	10787	22447	24127	23453	14940	15557	14912	14133	15239	15367	32371	16177	16716	—	—
			2	144	54/36	10-14	...B11...	11691	23348	25029	24356	15842	16489	17877	15037	18365	16269	33272	17133	17675	—	—
			2	156	60/40	10-16	...B12...	13435	25095	29859	26102	18819	18565	19624	16782	20112	19125	35020	19291	20209	—	—
			2	168	60/40	10-16	...B13...	14403	26059	30822	27066	19783	19562	20588	17748	21076	20091	35985	20312	21234	—	—
			2	180	60/40	12-20	...B14...	15369	27028	31790	28034	20751	20557	21556	18714	22043	21058	36952	21334	22255	—	—
			2	192	60/40	12-20	...B15...	17375	32116	36881	33123	24549	24508	23564	22060	24050	25289	39716	25050	26276	—	—
			2	204	60/40	12-20	...B16...	18408	33148	37911	34156	25582	25568	26658	23092	27306	26321	46689	26138	27364	—	—
			2	216	60/40	14-22	...B17...	19437	34179	38943	35187	26611	26629	27689	24123	28336	27352	47719	27227	28450	—	—
			2	240	60/40	14-24	...B18...	21444	36185	40949	37193	28620	28694	29695	26130	30344	29359	49724	29344	30572	—	—
	1	1	42	30/24	2-4	...E1...	2735	—	—	—	—	—	6411	—	7184	—	—	—	—	—		
		1	60	30/24	4-6	...E2...	3523	—	—	—	—	—	—	7201	—	7977	—	—	—	—	—	
		1	72	36/24	6	...E3...	4658	—	—	—	—	—	—	8333	—	9107	7784	—	—	—	—	
		1	78	39/26	6-8	...E4...	5327	—	—	—	—	—	—	9004	7444	9776	8454	—	—	—	—	
		1	84	42/28	6-8	...E5...	6045	—	—	—	—	—	—	9720	8162	10494	9171	—	—	—	—	
		1	90	48/32	6-8	...E6...	7176	—	16424	15751	9845	10296	10853	9294	11626	10302	23070	10834	11195	—	—	
		1	96	48/32	6-10	...E7...	7627	—	16874	16201	10294	10764	11752	9745	12078	11091	23522	11313	11673	—	—	
		1	108	52/34	8-10	...E8...	8467	—	17714	17042	11135	11633	12593	10586	12918	11930	24361	12209	12570	—	—	
		1	120	54/36	8-12	...E9...	9956	—	19204	18531	12725	13284	14081	13303	14407	13419	25852	13754	14115	—	—	
		2	2	132	54/36	8-12	...E10...	10862	—	24201	23525	15013	15627	14986	14206	15311	15439	32445	16250	16792	—	—
			2	144	54/36	10-14	...E11...	11766	—	25106	24432	15918	16564	17954	15110	18441	16344	33350	17211	17751	—	—
			2	156	60/40	10-16	...E12...	13514	—	29937	26179	18894	18644	19703	16859	20187	19201	35099	19368	20286	—	—
			2	168	60/40	10-16	...E13...	14485	—	30905	27149	19864	19645	20671	17830	21158	20172	36067	20395	21313	—	—
			2	180	60/40	10-16	...E14...	15454	—	31875	28119	20835	20642	21641	18799	22128	21143	37037	21419	22340	—	—
			2	192	60/40	12-20	...E15...	17461	—	36965	33209	24636	24594	23647	22146	24136	25374	39802	25136	26362	—	—
			2	204	60/40	12-20	...E16...	18496	—	38000	34246	25671	25658	26747	23180	27395	26411	46779	26227	27452	—	—
			2	216	60/40	14-22	...E17...	19530	—	39034	35278	26703	26720	27780	24214	28429	27445	47812	27318	28542	—	—
			2	240	60/40	14-24	...E18...	21539	—	41042	37286	28712	28789	29787	26222	30439	29453	49819	29437	30664	—	—

! IMPORTANT:


Grain direction is along the width dimension (w) on 1-section tops and depth dimension (d) on 2-section tops.

All top sizes are nominal; actual size may vary by +/-2%.

Tables will be in multiple sections depending on size; tops may further be in multiple pieces. See listings above.

< See the Top Options on a previous page for a full range of special top and border treatments that may be applied.

See the Terms & Options section at the front of the price list for POWER-DATA solutions.





Cantilever PVC Edge 2th
 HPL Top (Formica® 949 White)
 UCS2H...



Shape	sections		w	d	Seats	Top Code	Top Only	Coda -Vee	Coda -Wire	Coda -X	Cylinder Ø	Plinth Ø	Ryvite	Spyda -T	Spyda -X	Spyda -Y	Uffizi -Loop	Zi-A Ø	Zi-D Ø	
	pcs																			
	1	1	30	Diam	2-3	...C1...	1494	—	—	—	—	—	3334	—	3452	—	—	—	—	
		1	36	Diam	3-4	...C2...	1707	—	—	—	—	—	3546	—	3794	—	—	—	—	
		1	42	Diam	3-5	...C3...	1961	—	5045	—	3294	—	3800	—	4046	—	—	—	—	
		1	48	Diam	4-6	...C4...	2238	—	5320	—	3623	—	4299	—	4461	—	—	—	—	
		1	54	Diam	4-7	...C5...	2565	—	—	—	4358	—	4629	—	4997	—	—	—	—	
		1	60	Diam	5-7	...C6...	2967	—	—	—	4759	—	5690	—	5399	—	—	—	—	
		2	2	66	Diam	5-8	...C7...	3393	—	—	—	5487	—	—	—	—	—	—	—	
		2	2	72	Diam	6-9	...C8...	3908	—	—	—	6504	—	—	—	—	—	—	—	
	1	1	30	30	2-4	...S1...	1351	—	—	—	—	—	3190	—	3309	—	—	—		
		1	36	36	4	...S2...	1563	—	—	—	—	—	3401	—	3650	—	—	—		
		1	42	42	4	...S3...	1810	—	4892	—	—	3352	3650	—	3896	—	—	—		
		1	48	48	4-8	...S4...	2098	—	5182	—	—	3706	4162	—	4325	—	—	—		
		1	54	54	4-8	...S5...	2414	—	—	—	—	4122	—	—	4846	—	—	—		
		1	60	60	4-8	...S6...	2764	—	—	—	—	4573	—	—	5194	—	—	—		
	1	1	42	30	4	...R1...	1471	—	—	—	—	—	5148	—	5920	—	—	—		
		1	60	30	4-6	...R2...	1785	—	—	—	—	—	5460	—	6234	—	—	—		
		1	72	36	4-6	...R3...	2221	—	11469	10797	—	—	5900	4340	6670	5350	—	—		
		1	78	39	6-8	...R4...	2492	—	11740	11068	—	—	6171	4611	6942	5621	—	6093	6453	
		1	84	42	6-8	...R5...	2779	—	12026	11355	—	—	6456	4898	7230	5907	—	6410	6771	
		1	90	48	6-8	...R6...	3217	10783	12465	11794	5883	6338	6894	5334	7667	6345	19112	6875	7237	
		1	96	48	6-12	...R7...	3408	10976	12655	11984	6076	6544	7533	5527	7859	6870	19304	7093	7455	
		1	108	48	8-12	...R8...	3740	11306	12987	12315	6407	6906	7866	5858	8189	7203	19634	7482	7843	
		1	120	52	8-14	...R9...	4306	11873	13555	12883	7077	7634	8432	7654	8757	7771	20202	8104	8467	
		2	2	132	52	8-14	...R10...	4661	16317	18002	17327	8813	9430	8786	8008	9112	9241	26245	10050	10590
		2	2	144	52	10-16	...R11...	5017	16674	18357	17682	9169	9816	11204	8362	11692	9597	26600	10462	11003
		2	2	156	56	10-18	...R12...	5677	17333	22098	18342	11057	10807	11864	9022	12352	11365	27260	11530	12450
		2	2	168	56	10-18	...R13...	6055	17713	22477	18722	11437	11215	12243	9400	12731	11742	27638	11965	12885
		2	2	180	56	12-20	...R14...	6434	18093	22857	19101	11814	11622	12623	9779	13110	12124	28019	12401	13320
		2	2	192	60	12-20	...R15...	7189	21930	26692	22937	14362	14320	13375	11873	13863	15102	29528	14862	16090
		2	2	204	60	12-20	...R16...	7591	22332	27094	23338	14765	14750	15840	12275	16491	15505	35872	15321	16547
		2	2	216	60	14-22	...R17...	7990	22732	27497	23740	15165	15183	16243	12677	16890	15906	36273	15778	17004
		2	2	240	60	16-26	...R18...	8746	23488	28250	24494	15921	15997	16998	13431	17646	16661	37027	16646	17873
	1	1	78	39/26	5-7	...V1...	2603	—	—	—	—	—	6281	4721	—	5731	—	—		
		1	84	42/28	5-7	...V2...	2898	—	—	—	—	—	—	6573	5016	7348	6023	—	—	
		1	90	48/36	5-7	...V3...	3340	—	12588	11915	6008	—	7017	5458	7789	6468	19235	—	—	
		1	96	48/36	5-9	...V4...	3537	—	12784	12111	6204	—	7662	5655	7987	7000	19432	—	—	
		1	108	48/36	7-9	...V5...	3873	—	13121	12450	6541	—	7999	5992	8324	7337	19769	—	—	
		1	120	52/40	7-11	...V6...	4446	—	13693	13021	7214	7774	8570	7791	8897	7909	20341	8243	8606	
		2	2	132	52/40	7-11	...V7...	4806	—	18147	17471	8958	9574	8931	8152	9256	9386	26390	10195	10735
		2	2	144	52/40	9-13	...V8...	5168	—	18507	17834	9320	9966	11355	8513	11842	9746	26751	10613	11153
		2	2	156	56/44	9-15	...V9...	5834	17491	22255	18500	11215	10962	12021	9178	12509	11523	27417	11688	12607
		2	2	168	56/44	9-15	...V10...	6219	17876	22640	18883	11599	11379	12406	9563	12892	11906	27803	12129	13048
		2	2	180	56/44	9-15	...V11...	6603	18260	23025	19269	11984	11793	12791	9948	13278	12290	28185	12569	13489
		2	2	192	60/44	11-18	...V12...	7359	22101	26865	23110	14533	14493	13549	12045	14035	15275	29700	15035	16260
		2	2	204	60/44	11-18	...V13...	7770	22511	27274	23518	14943	14930	16020	12455	16668	15682	36050	15499	16726
		2	2	216	60/44	13-20	...V14...	8176	22917	27680	23925	15350	15367	16426	12861	17074	16091	36458	15964	17188
		2	2	240	60/44	13-22	...V15...	8936	23675	28441	24684	16110	16187	17186	13621	17835	16851	37218	16835	18063

! IMPORTANT:


Wood grain direction is along the width dimension (w) on 1-section tops and depth dimension (d) on 2-section tops.

All top sizes are nominal; actual size may vary by +/-2%.

Tables will be in multiple sections depending on size; tops may further be in multiple pieces. See listings above.

< See the Top Options on a previous page for a full range of special top and border treatments that may be applied.

See the Terms & Options section at the front of the price list for POWER-DATA solutions.





Cantilever PVC Edge 2th
 HPL Top (Formica® 949 White)
 UCS2H...



Shape	sections		w	d	Seats	Top Code	...D	...E	...G	...K	...N	...P	...R	...S	...T	...U	...V	...Y	...Z		
	pcs						Top Only	Coda -Vee	Coda -Wire	Coda -X	Cylinder Ø	Plinth Ø	Ryvlt	Spйда -T	Spйда -X	Spйда -Y	Uffizi -Loop	Zi-A Ø	Zi-D Ø		
	1	1	42	30	2-4	...T1...	1621	—	—	—	—	—	5298	—	6072	—	—	—	—		
		1	60	30	4-6	...T2...	1944	—	—	—	—	—	5622	—	6395	—	—	—	—	—	
		1	72	36	6-8	...T3...	2390	—	11638	—	—	—	6065	4507	6839	5517	—	—	—	—	
		1	78	39	6-8	...T4...	2669	—	11916	11246	—	—	6347	4787	7119	5797	—	—	6270	6632	
		1	84	42	6-8	...T5...	2966	—	12214	11540	—	—	6645	5084	7415	6093	—	—	6596	6955	
		1	90	48	6-8	...T6...	3412	10979	12659	11988	6081	6535	7089	5532	7863	6540	19307	7070	7433	—	
		1	96	48	6-12	...T7...	3612	11178	12859	12188	6281	6749	7738	5731	8063	7077	19509	7298	7659	—	
		1	108	52	8-12	...T8...	3953	11521	13200	12528	6621	7118	8078	6072	8404	7415	19849	7694	8057	—	
		1	120	54	8-14	...T9...	4528	12096	13775	13103	7297	7856	8653	7873	8979	7990	20424	8326	8686	—	
		2	2	132	54	8-14	...T10...	4892	16551	18232	17558	9046	9660	9018	8238	9343	9472	26477	10282	10821	—
			2	144	54	10-16	...T11...	5258	16915	18595	17923	9409	10054	11444	8601	11933	9835	26841	10702	11242	—
			2	156	60	10-18	...T12...	5926	17585	22347	18591	11307	11056	12112	9272	12600	11614	27509	11781	12701	—
			2	168	60	10-18	...T13...	6313	17973	22735	18978	11694	11473	12501	9659	12988	12001	27897	12224	13144	—
			2	180	60	12-20	...T14...	6699	18360	23122	19367	12081	11891	12889	10047	13375	12388	28284	12669	13587	—
			2	192	60	12-20	...T15...	7464	22204	26967	23212	14638	14595	13651	12148	14138	15378	29804	15136	16365	—
			2	204	60	12-20	...T16...	7874	22616	27379	23625	15049	15037	16124	12561	16774	15790	36155	15604	16831	—
			2	216	60	14-22	...T17...	8285	23027	27789	24034	15459	15476	16535	12971	17185	16199	36566	16073	17298	—
			2	240	60	16-26	...T18...	9048	23789	28552	24795	16223	16298	17298	13732	17948	16961	37328	16946	18175	—
	1	1	42	30/24	2-4	...B1...	1597	—	—	—	—	—	5275	—	6048	—	—	—	—		
		1	60	30/24	4-6	...B2...	1919	—	—	—	—	—	5596	—	6368	—	—	—	—	—	
		1	72	36/28	6-8	...B3...	2364	—	—	—	—	—	6042	4483	6813	5491	—	—	—	—	
		1	78	39/30	6-8	...B4...	2642	—	—	—	—	—	6319	4759	7092	5770	—	—	—	—	
		1	84	42/30	6-8	...B5...	2937	—	—	—	—	—	6616	5055	7387	6064	—	6567	—	—	
		1	90	48/32	6-8	...B6...	3382	—	12629	11958	6050	6505	7058	5501	7832	6510	19277	7039	7402	—	
		1	96	48/32	6-10	...B7...	3579	—	12828	12157	6248	6718	7706	5700	8031	7044	19477	7267	7627	—	
		1	108	52/34	8-10	...B8...	3922	11489	13169	12497	6590	7086	8045	6040	8371	7384	19818	7663	8024	—	
		1	120	54/36	8-12	...B9...	4496	12060	13743	13070	7264	7821	8619	7841	8945	7958	20390	8293	8654	—	
		2	2	132	54/36	8-12	...B10...	4859	16516	18197	17523	9011	9627	8983	8204	9308	9436	26441	10247	10785	—
			2	144	54/36	10-14	...B11...	5218	16879	18559	17887	9372	10018	11408	8565	11894	9799	26803	10663	11204	—
			2	156	60/40	10-16	...B12...	5887	17545	22308	18553	11267	11016	12074	9231	12562	11576	27471	11741	12659	—
			2	168	60/40	10-16	...B13...	6275	17932	22695	18940	11655	11436	12461	9620	12949	11963	27856	12186	13104	—
			2	180	60/40	12-20	...B14...	6661	18318	23082	19327	12042	11850	12848	10006	13336	12347	28243	12626	13548	—
			2	192	60/40	12-20	...B15...	7420	22161	26926	23171	14595	14553	13610	12106	14096	15336	29761	15095	16322	—
			2	204	60/40	12-20	...B16...	7831	22572	27335	23579	15007	14991	16081	12516	16729	15746	36112	15561	16788	—
			2	216	60/40	14-22	...B17...	8239	22979	27746	23989	15414	15431	16491	12925	17139	16153	36521	16027	17254	—
			2	240	60/40	14-24	...B18...	9001	23744	28506	24752	16177	16253	17254	13688	17902	16916	37284	16901	18128	—
	1	1	42	30/24	2-4	...E1...	1645	—	—	—	—	—	5323	—	6094	—	—	—	—		
		1	60	30/24	4-6	...E2...	1970	—	—	—	—	—	5648	—	6421	—	—	—	—	—	
		1	72	36/24	6	...E3...	2417	—	—	—	—	—	6093	—	6867	5544	—	—	—	—	
		1	78	39/26	6-8	...E4...	2698	—	—	—	—	—	6375	4816	7148	5827	—	—	—	—	
		1	84	42/28	6-8	...E5...	2996	—	—	—	—	—	6675	5114	7445	6123	—	—	—	—	
		1	90	48/32	6-8	...E6...	3445	—	12690	12020	6112	6566	7121	5563	7896	6571	19340	7103	7464	—	
		1	96	48/32	6-10	...E7...	3644	—	12892	12221	6313	6782	7771	5763	8097	7110	19541	7330	7692	—	
		1	108	52/34	8-10	...E8...	3987	—	13234	12564	6655	7153	8112	6106	8438	7451	19882	7729	8092	—	
		1	120	54/36	8-12	...E9...	4563	—	13811	13140	7333	7893	8689	7909	9015	8027	20459	8362	8725	—	
		2	2	132	54/36	8-12	...E10...	4930	—	18270	17593	9082	9695	9054	8273	9379	9507	26513	10318	10859	—
			2	144	54/36	10-14	...E11...	5295	—	18635	17960	9447	10094	11481	8642	11970	9875	26878	10740	11280	—
			2	156	60/40	10-16	...E12...	5965	—	22388	18632	11347	11095	12154	9312	12642	11654	27549	11821	12739	—
			2	168	60/40	10-16	...E13...	6353	—	22777	19020	11736	11512	12541	9701	13030	12043	27937	12266	13185	—
			2	180	60/40	10-16	...E14...	6743	—	23165	19408	12126	11933	12931	10089	13418	12431	28327	12710	13630	—
			2	192	60/40	12-20	...E15...	7506	—	27012	23255	14681	14639	13696	12193	14184	15422	29847	15182	16408	—
			2	204	60/40	12-20	...E16...	7922	—	27423	23668	15095	15080	16170	12605	16821	15834	36202	15650	16879	—
			2	216	60/40	14-22	...E17...	8332	—	27837	24080	15506	15524	16582	13017	17231	16248	36613	16119	17345	—
			2	240	60/40	14-24	...E18...	9097	—	28600	24844	16272	16345	17346	13780	17997	17011	37378	16996	18222	—

! IMPORTANT:


Grain direction is along the width dimension (w) on 1-section tops and depth dimension (d) on 2-section tops.

All top sizes are nominal; actual size may vary by +/-2%.

Tables will be in multiple sections depending on size; tops may further be in multiple pieces. See listings above.

< See the Top Options on a previous page for a full range of special top and border treatments that may be applied.

See the Terms & Options section at the front of the price list for POWER-DATA solutions.





Cantilever Self Edge 2th
Marble Top (Carrara Marble)
UCS2M...

Shape	sections		w	d	Seats	Top Code	Top Only	Coda -Vee	Coda -Wire	Coda -X	Cylinder Ø	Plinth Ø	Ryvite	Spyda -T	Spyda -X	Spyda -Y	Uffizi -Loop	Zi-A Ø	Zi-D Ø	
	pcs																			
	1	1	30	Diam	2-3	...C1...	3786	—	—	—	—	—	—	—	5624	—	5743	—	—	—
		1	36	Diam	3-4	...C2...	5011	—	—	—	—	—	—	—	6847	—	7093	—	—	—
	1	42	Diam	3-5	...C3...	6452	—	9535	—	7785	—	—	—	8291	—	8538	—	—	—	—
		48	Diam	4-6	...C4...	8103	—	11188	—	9489	—	—	—	10166	—	10326	—	—	—	—
	2	54	Diam	4-7	...C5...	9991	—	—	—	11783	—	—	—	12053	—	12423	—	—	—	—
		60	Diam	5-7	...C6...	12135	—	—	—	13927	—	—	—	14859	—	14566	—	—	—	—
	2	66	Diam	5-8	...C7...	14487	—	—	—	16581	—	—	—	—	—	—	—	—	—	—
		72	Diam	6-9	...C8...	17109	—	—	—	19705	—	—	—	—	—	—	—	—	—	—
	1	1	30	30	2-4	...S1...	3642	—	—	—	—	—	5481	—	5599	—	—	—	—	
		36	36	4	...S2...	4864	—	—	—	—	—	—	—	6702	—	6949	—	—	—	—
	1	42	42	4	...S3...	6304	—	9386	—	—	—	—	7844	8141	—	8388	—	—	—	—
		48	48	4-8	...S4...	7965	—	11047	—	—	—	—	9573	10028	—	10191	—	—	—	—
	1	54	54	4-8	...S5...	9839	—	—	—	—	—	—	11551	—	—	12273	—	—	—	—
		60	60	4-8	...S6...	11933	—	—	—	—	—	—	13742	—	—	14363	—	—	—	—
	1	1	42	30	4	...R1...	4678	—	—	—	—	—	8356	—	9131	—	—	—	—	
		60	30	4-6	...R2...	6367	—	—	—	—	—	—	—	10046	—	10817	—	—	—	—
	1	72	36	4-6	...R3...	8823	—	18070	17399	—	—	—	—	12499	10942	13274	11951	—	—	—
		78	39	6-8	...R4...	10238	—	19487	18815	—	—	—	—	13917	12357	14689	13368	—	13840	14200
	1	84	42	6-8	...R5...	11765	—	21011	20340	—	—	—	—	15442	13884	16215	14893	—	15395	15755
		90	48	6-8	...R6...	14218	21786	23465	22793	16886	17341	17896	16338	18670	17346	30114	17876	18238		
	1	96	48	6-12	...R7...	15142	22708	24391	23719	17812	18280	19269	17261	19594	18608	31040	18829	19190		
		108	48	8-12	...R8...	16941	24508	26188	25516	—	20106	—	—	—	—	32836	20683	21044		
	3	120	52	8-14	...R9...	20197	27762	29446	28772	—	23524	—	—	—	—	36093	23996	24357		
		132	52	8-14	...R10...	22143	33800	35481	34809	—	26910	—	—	—	—	43726	27531	28073		
	2	144	52	10-16	...R11...	24085	35743	37424	36751	—	28883	—	—	—	—	45668	29531	30070		
		156	56	10-18	...R12...	27924	39582	44346	40590	—	33054	—	—	—	—	49509	33780	34697		
	4	168	56	10-18	...R13...	30013	41672	46436	42680	—	35173	—	—	—	—	51598	35924	36843		
		180	56	12-20	...R14...	32105	43761	48526	44769	—	37293	—	—	—	—	53688	38071	38990		
	4	192	60	12-20	...R15...	36525	51267	56029	52274	—	43658	—	—	—	—	58865	44198	45426		
		204	60	12-20	...R16...	38761	53501	58263	54509	—	45921	—	—	—	—	67041	46491	47718		
	6	216	60	14-22	...R17...	40995	55737	60500	56744	—	48186	—	—	—	—	69276	48782	50008		
		240	60	16-26	...R18...	45419	60157	64920	61165	—	52667	—	—	—	—	73699	53317	54543		
	1	1	78	39/26	5-7	...V1...	10350	—	—	—	—	—	14029	12469	—	13478	—	—	—	
		84	42/28	5-7	...V2...	11882	—	—	—	—	—	—	—	15560	14002	16334	15010	—	—	—
	1	90	48/36	5-7	...V3...	14342	—	23588	22917	17010	—	—	—	18017	16460	18792	17468	30235	—	—
		96	48/36	5-9	...V4...	15273	—	24520	23847	17940	—	—	—	19397	17391	19722	18736	31166	—	—
	2	108	48/36	7-9	...V5...	17074	—	26324	25652	—	—	—	—	—	—	—	—	32970	—	—
		120	52/40	7-11	...V6...	20338	—	29585	28911	—	23664	—	—	—	—	—	—	36232	24134	24496
	2	132	52/40	7-11	...V7...	22287	—	35627	34954	—	27057	—	—	—	—	—	—	43871	27675	28216
		144	52/40	9-13	...V8...	24237	—	37577	36900	—	29035	—	—	—	—	—	—	45820	29681	30223
	4	156	56/44	9-15	...V9...	28080	39738	44501	40746	—	33209	—	—	—	—	—	—	49663	33933	34854
		168	56/44	9-15	...V10...	30175	41833	46599	42842	—	35336	—	—	—	—	—	—	51760	36087	37007
	4	180	56/44	9-15	...V11...	32273	43930	48693	44937	—	37462	—	—	—	—	—	—	53854	38238	39160
		192	60/44	11-18	...V12...	36698	51440	56202	52447	—	43830	—	—	—	—	—	—	59038	44371	45599
	6	204	60/44	11-18	...V13...	38940	53679	58443	54686	—	46098	—	—	—	—	—	—	67220	46668	47897
		216	60/44	13-20	...V14...	41181	55920	60684	56929	—	48371	—	—	—	—	—	—	69461	48967	50192
	6	240	60/44	13-22	...V15...	45607	60348	65112	61356	—	52859	—	—	—	—	—	—	73888	53506	54735

! IMPORTANT:


Wood grain direction is along the width dimension (w) on 1-section tops and depth dimension (d) on 2-section tops.

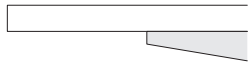
All top sizes are nominal; actual size may vary by +/-2%.

Tables will be in multiple sections depending on size; tops may further be in multiple pieces. See listings above.

< See the Top Options on a previous page for a full range of special top and border treatments that may be applied.

See the Terms & Options section at the front of the price list for POWER-DATA solutions.

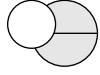

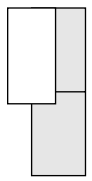
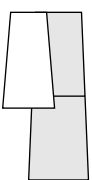




Cantilever Self Edge 2th

Quartz Top: Cambria® standard colors*
UCS2Q...



Shape	sections		w	d	Seats	Top Code	Top Only	Coda -Vee	Coda -Wire	Coda -X	Cylinder Ø	Plinth Ø	Ryvite	Spyda -T	Spyda -X	Spyda -Y	Uffizi -Loop	Zi-A Ø	Zi-D Ø
	pcs																		
 Circle	1	1	30	Diam	2-3	...C1...	3079	—	—	—	—	—	—	—	5034	—	—	—	—
	1	1	36	Diam	3-4	...C2...	3988	—	—	—	—	—	5828	—	6075	—	—	—	—
	1	1	42	Diam	3-5	...C3...	5065	—	8147	—	6397	—	6905	—	7149	—	—	—	—
	1	1	48	Diam	4-6	...C4...	6289	—	9372	—	7674	—	8352	—	8513	—	—	—	—
	2	2	54	Diam	4-7	...C5...	7694	—	—	—	9489	—	9757	—	10127	—	—	—	—
	2	2	60	Diam	5-7	...C6...	9301	—	—	—	11094	—	12024	—	11733	—	—	—	—
	2	2	66	Diam	5-8	...C7...	11055	—	—	—	13150	—	—	—	—	—	—	—	—
	2	2	72	Diam	6-9	...C8...	13028	—	—	—	15622	—	—	—	—	—	—	—	—
 Square	1	1	30	30	2-4	...S1...	2935	—	—	—	—	—	4774	—	4891	—	—	—	—
	1	1	36	36	4	...S2...	3843	—	—	—	—	—	5682	—	5930	—	—	—	—
	1	1	42	42	4	...S3...	4913	—	7995	—	—	6455	6752	—	6998	—	—	—	—
	1	1	48	48	4-8	...S4...	6150	—	9233	—	—	7758	8213	—	8376	—	—	—	—
	1	1	54	54	4-8	...S5...	7544	—	—	—	—	9253	—	—	9975	—	—	—	—
	1	1	60	60	4-8	...S6...	9098	—	—	—	—	10905	—	—	11529	—	—	—	—
 Rectangle	1	1	42	30	4	...R1...	3686	—	—	—	—	—	7363	—	8136	—	—	—	—
	1	1	60	30	4-6	...R2...	4951	—	—	—	—	—	8628	—	9403	—	—	—	—
	1	1	72	36	4-6	...R3...	6780	—	16029	15355	—	—	10459	8900	11232	9908	—	—	—
	1	1	78	39	6-8	...R4...	7843	—	17091	16420	—	—	11522	9962	12294	10973	—	11444	11806
	1	1	84	42	6-8	...R5...	8986	—	18233	17561	—	—	12661	11105	13435	12112	—	12617	12976
	1	1	90	48	6-8	...R6...	10816	18384	20064	19392	13485	13940	14494	12934	15267	13945	26713	14474	14835
	1	1	96	48	6-12	...R7...	11512	19080	20761	20091	14184	14651	15640	13633	15966	14979	27410	15201	15561
	2	2	108	48	8-12	...R8...	12859	20426	22106	21436	—	16026	—	—	—	—	28756	16602	16965
	3	3	120	52	8-14	...R9...	15283	22850	24533	23859	—	18611	—	—	—	—	31179	19082	19444
	2	4	132	52	8-14	...R10...	16738	28394	30076	29402	—	21504	—	—	—	—	38319	22126	22665
	4	4	144	52	10-16	...R11...	18190	29847	31530	30857	—	22989	—	—	—	—	39773	23634	24176
	4	4	156	56	10-18	...R12...	21044	32704	37467	33711	—	26175	—	—	—	—	42629	26900	27817
	4	4	168	56	10-18	...R13...	22607	34265	39029	35272	—	27765	—	—	—	—	44190	28517	29437
	4	4	180	56	12-20	...R14...	24166	35825	40589	36833	—	29354	—	—	—	—	45751	30133	31052
	4	4	192	60	12-20	...R15...	27452	42194	46958	43202	—	34586	—	—	—	—	49794	35129	36353
	6	6	204	60	12-20	...R16...	29122	43863	48627	44873	—	36284	—	—	—	—	57404	36854	38079
	6	6	216	60	14-22	...R17...	30791	45533	50296	46540	—	37983	—	—	—	—	59072	38579	39804
	6	6	240	60	16-26	...R18...	34078	48819	53582	49826	—	41329	—	—	—	—	62359	41977	43205
 Video	1	1	78	39/26	5-7	...V1...	7956	—	—	—	—	—	11633	10075	—	11083	—	—	—
	1	1	84	42/28	5-7	...V2...	9104	—	—	—	—	—	12781	11222	13555	12231	—	—	—
	1	1	90	48/36	5-7	...V3...	10940	—	20185	19516	13608	—	14616	13058	15391	14066	26835	—	—
	1	1	96	48/36	5-9	...V4...	11643	—	20890	20219	14311	—	15767	13761	16093	15106	27537	—	—
	2	2	108	48/36	7-9	...V5...	12994	—	22242	21570	—	—	—	—	—	—	28890	—	—
	3	3	120	52/40	7-11	...V6...	15424	—	24671	23999	—	18752	—	—	—	—	31319	19221	19582
	2	4	132	52/40	7-11	...V7...	16883	—	30223	29546	—	21649	—	—	—	—	38466	22271	22810
	4	4	144	52/40	9-13	...V8...	18340	—	31680	31008	—	23140	—	—	—	—	39923	23784	24326
	4	4	156	56/44	9-15	...V9...	21203	32861	37624	33868	—	26332	—	—	—	—	42786	27058	27976
	4	4	168	56/44	9-15	...V10...	22767	34427	39191	35434	—	27929	—	—	—	—	44352	28680	29599
	4	4	180	56/44	9-15	...V11...	24334	35992	40758	37002	—	29525	—	—	—	—	45918	30301	31221
	4	4	192	60/44	11-18	...V12...	27628	42368	47131	43375	—	34760	—	—	—	—	49968	35301	36529
	6	6	204	60/44	11-18	...V13...	29302	44042	48807	45051	—	36463	—	—	—	—	57585	37033	38259
	6	6	216	60/44	13-20	...V14...	30977	45717	50480	46725	—	38167	—	—	—	—	59258	38763	39989
	6	6	240	60/44	13-22	...V15...	34268	49008	53775	50018	—	41518	—	—	—	—	62551	42168	43397

! IMPORTANT:


Wood grain direction is along the width dimension (w) on 1-section tops and depth dimension (d) on 2-section tops.

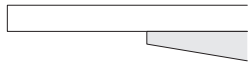
All top sizes are nominal; actual size may vary by +/-2%.

Tables will be in multiple sections depending on size; tops may further be in multiple pieces. See listings above.

< See the Top Options on a previous page for a full range of special top and border treatments that may be applied.

See the Terms & Options section at the front of the price list for POWER-DATA solutions.





Cantilever Self Edge 2th

Quartz Top: Cambria® standard colors*

UCS2Q...

Shape	sections		w	d	Seats	Top Code	...D Top Only	...E Coda -Vee	...G Coda -Wire	...K Coda -X	...N Cylinder Ø	...P Plinth Ø	...R Ryvite	...S Spyda -T	...T Spyda -X	...U Spyda -Y	...V Uffizi -Loop	...Y Zi-A Ø	...Z Zi-D Ø		
	pcs																				
	1	1	42	30	2-4	...T1...	3838	—	—	—	—	—	7515	—	8289	—	—	—	—	—	
		1	60	30	4-6	...T2...	5109	—	—	—	—	—	8787	—	9561	—	—	—	—	—	—
		1	72	36	6-8	...T3...	6950	—	16197	—	—	—	10627	9070	11401	10078	—	—	—	—	—
		1	78	39	6-8	...T4...	8020	—	17268	16596	—	—	11698	10138	12471	11148	—	—	11621	11983	—
		1	84	42	6-8	...T5...	9171	—	18420	17748	—	—	12849	11291	13622	12299	—	—	12801	13163	—
		1	90	48	6-8	...T6...	11012	18579	20259	19589	13679	14133	14689	13131	15462	14139	26907	14669	15033	—	—
		1	96	48	6-12	...T7...	11719	19286	20966	20294	14386	14855	15844	13836	16169	15183	27614	15404	15765	—	—
		2	108	52	8-12	...T8...	13073	20639	22320	21648	—	16239	—	—	—	—	28968	16816	17177	—	—
		3	120	54	8-14	...T9...	15506	23071	24754	24082	—	18833	—	—	—	—	31402	19305	19666	—	—
		2	4	132	54	8-14	...T10...	16969	28626	30306	29635	—	21737	—	—	—	38552	22357	22896	—	—
			4	144	54	10-16	...T11...	18429	30088	31768	31095	—	23229	—	—	—	40014	23875	24414	—	—
			4	156	60	10-18	...T12...	21296	32952	37716	33959	—	26425	—	—	—	42879	27149	28067	—	—
			4	168	60	10-18	...T13...	22863	34524	39285	35530	—	28024	—	—	—	44447	28775	29695	—	—
			4	180	60	12-20	...T14...	24433	36092	40854	37098	—	29623	—	—	—	46014	30399	31320	—	—
			4	192	60	12-20	...T15...	27729	42468	47234	43477	—	34860	—	—	—	50068	35403	36630	—	—
			6	204	60	12-20	...T16...	29407	44148	48911	45156	—	36567	—	—	—	57687	37136	38365	—	—
			6	216	60	14-22	...T17...	31084	45825	50590	46833	—	38276	—	—	—	59368	38872	40099	—	—
			6	240	60	16-26	...T18...	34381	49121	53884	50128	—	41632	—	—	—	62662	42280	43507	—	—
	1	1	42	30/24	2-4	...B1...	3814	—	—	—	—	—	7493	—	8266	—	—	—	—	—	
		1	60	30/24	4-6	...B2...	5085	—	—	—	—	—	8763	—	9536	—	—	—	—	—	—
		1	72	36/28	6-8	...B3...	6924	—	—	—	—	—	10602	9043	11376	10052	—	—	—	—	—
		1	78	39/30	6-8	...B4...	7993	—	—	—	—	—	11670	10111	12443	11121	—	—	—	—	—
		1	84	42/30	6-8	...B5...	9144	—	—	—	—	—	12823	11263	13594	12273	—	—	12774	—	—
		1	90	48/32	6-8	...B6...	10982	—	20229	19557	13649	14103	14659	13101	15432	14110	26876	14639	15001	—	—
		1	96	48/32	6-10	...B7...	11686	—	20935	20263	14354	14823	15812	13805	16138	15152	27582	15373	15734	—	—
		2	108	52/34	8-10	...B8...	13040	20607	22287	21615	—	16205	—	—	—	—	28935	16782	17144	—	—
		3	120	54/36	8-12	...B9...	15472	23037	24721	24048	—	18799	—	—	—	—	31366	19270	19632	—	—
		2	4	132	54/36	8-12	...B10...	16931	28591	30271	29598	—	21701	—	—	—	38515	22320	22860	—	—
			4	144	54/36	10-14	...B11...	18392	30052	31731	31058	—	23191	—	—	—	39975	23837	24377	—	—
			4	156	60/40	10-16	...B12...	21254	32914	37678	33922	—	26385	—	—	—	42839	27112	28027	—	—
			4	168	60/40	10-16	...B13...	22823	34482	39247	35490	—	27984	—	—	—	44408	28735	29655	—	—
			4	180	60/40	12-20	...B14...	24393	36050	40815	37057	—	29581	—	—	—	45976	30358	31278	—	—
			4	192	60/40	12-20	...B15...	27689	42429	47191	43435	—	34820	—	—	—	50028	35361	36589	—	—
			6	204	60/40	12-20	...B16...	29364	44104	48867	45111	—	36524	—	—	—	57645	37093	38319	—	—
			6	216	60/40	14-22	...B17...	31041	45781	50544	46787	—	38230	—	—	—	59321	38827	40052	—	—
			6	240	60/40	14-24	...B18...	34333	49076	53838	50083	—	41584	—	—	—	62614	42231	43460	—	—
	1	1	42	30/24	2-4	...E1...	3862	—	—	—	—	—	7540	—	8313	—	—	—	—	—	
		1	60	30/24	4-6	...E2...	5136	—	—	—	—	—	—	8813	—	9587	—	—	—	—	—
		1	72	36/24	6	...E3...	6978	—	—	—	—	—	—	10655	—	11428	10106	—	—	—	—
		1	78	39/26	6-8	...E4...	8049	—	—	—	—	—	—	11726	10167	12499	11177	—	—	—	—
		1	84	42/28	6-8	...E5...	9201	—	—	—	—	—	—	12880	11321	13653	12329	—	—	—	—
		1	90	48/32	6-8	...E6...	11043	—	20291	19620	13713	14165	14720	13163	15494	14172	26938	14702	15064	—	—
		1	96	48/32	6-10	...E7...	11752	—	21000	20328	14418	14889	15878	13870	16201	15216	27647	15438	15799	—	—
		2	108	52/34	8-10	...E8...	13106	—	22355	21682	—	16273	—	—	—	—	29000	16850	17211	—	—
		3	120	54/36	8-12	...E9...	15541	—	24788	24118	—	18868	—	—	—	—	31437	19340	19703	—	—
		2	4	132	54/36	8-12	...E10...	17004	—	30344	29670	—	21771	—	—	—	38588	22393	22934	—	—
			4	144	54/36	10-14	...E11...	18469	—	31808	31133	—	23267	—	—	—	40051	23912	24452	—	—
			4	156	60/40	10-16	...E12...	21333	—	37756	34000	—	26463	—	—	—	42916	27187	28107	—	—
			4	168	60/40	10-16	...E13...	22905	—	39326	35571	—	28064	—	—	—	44488	28816	29737	—	—
			4	180	60/40	10-16	...E14...	24478	—	40898	37142	—	29666	—	—	—	46061	30443	31363	—	—
			4	192	60/40	12-20	...E15...	27776	—	47277	43522	—	34906	—	—	—	50115	35447	36675	—	—
			6	204	60/40	12-20	...E16...	29453	—	48958	45202	—	36613	—	—	—	57734	37183	38410	—	—
			6	216	60/40	14-22	...E17...	31132	—	50637	46880	—	38323	—	—	—	59412	38919	40144	—	—
			6	240	60/40	14-24	...E18...	34430	—	53934	50178	—	41679	—	—	—	62710	42330	43556	—	—

! IMPORTANT:


Grain direction is along the width dimension (w) on 1-section tops and depth dimension (d) on 2-section tops.

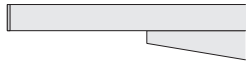
All top sizes are nominal; actual size may vary by +/-2%.

Tables will be in multiple sections depending on size; tops may further be in multiple pieces. See listings above.

< See the Top Options on a previous page for a full range of special top and border treatments that may be applied.

See the Terms & Options section at the front of the price list for POWER-DATA solutions.



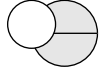

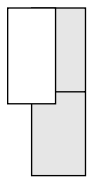
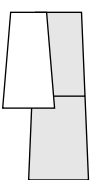


Cantilever Self Edge 2th

Wood1 Top (all colors)

UCS2W...



Shape	sections		w	d	Seats	Top Code	Top Only	Coda -Vee	Coda -Wire	Coda -X	Cylinder Ø	Plinth Ø	Ryvlt	Spyda -T	Spyda -X	Spyda -Y	Uffizi -Loop	Zi-A Ø	Zi-D Ø
	pcs																		
 Circle	1	1	30	Diam	2-3	...C1...	1545	—	—	—	—	—	3383	—	3503	—	—	—	—
	1	1	36	Diam	3-4	...C2...	1783	—	—	—	—	—	3623	—	3868	—	—	—	—
	1	1	42	Diam	3-5	...C3...	2062	—	5143	—	3395	—	3899	—	4146	—	—	—	—
	1	1	48	Diam	4-6	...C4...	2366	—	5450	—	3752	—	4429	—	4591	—	—	—	—
	1	1	54	Diam	4-7	...C5...	2729	—	—	—	4523	—	4792	—	5162	—	—	—	—
	1	1	60	Diam	5-7	...C6...	3171	—	—	—	4963	—	5895	—	5602	—	—	—	—
	2	2	66	Diam	5-8	...C7...	3636	—	—	—	5732	—	—	—	—	—	—	—	—
	2	2	72	Diam	6-9	...C8...	4201	—	—	—	6797	—	—	—	—	—	—	—	—
 Square	1	1	30	30	2-4	...S1...	1402	—	—	—	—	—	3239	—	3358	—	—	—	—
	1	1	36	36	4	...S2...	1638	—	—	—	—	—	3478	—	3723	—	—	—	—
	1	1	42	42	4	...S3...	1910	—	4992	—	—	3452	3749	—	3996	—	—	—	—
	1	1	48	48	4-8	...S4...	2228	—	5313	—	—	3837	4291	—	4454	—	—	—	—
	1	1	54	54	4-8	...S5...	2578	—	—	—	—	4287	—	—	5012	—	—	—	—
	1	1	60	60	4-8	...S6...	2967	—	—	—	—	4776	—	—	5399	—	—	—	—
 Rectangle	1	1	42	30	4	...R1...	1539	—	—	—	—	—	5217	—	5991	—	—	—	—
	1	1	60	30	4-6	...R2...	1884	—	—	—	—	—	5563	—	6336	—	—	—	—
	1	1	72	36	4-6	...R3...	2367	—	11615	10946	—	—	6046	4486	6819	5496	—	—	—
	1	1	78	39	6-8	...R4...	2663	—	11911	11238	—	—	6341	4782	7113	5791	—	6264	6625
	1	1	84	42	6-8	...R5...	2977	—	12225	11554	—	—	6655	5097	7429	6106	—	6608	6968
	1	1	90	48	6-8	...R6...	3460	11027	12709	12038	9590	6583	7139	5579	7910	6590	19358	7118	7481
	1	1	96	48	6-12	...R7...	3668	11234	12916	12244	10004	6805	7794	5787	8119	7132	19564	7354	7715
	1	1	108	48	8-12	...R8...	4032	11599	13282	12608	10734	7199	8158	6150	8483	7497	19927	7775	8136
	1	1	120	52	8-14	...R9...	4659	12224	13905	13233	12084	7986	8783	8004	9108	8122	20553	8455	8817
	2	2	132	52	8-14	...R10...	5048	16708	18388	17714	14248	9817	9173	8394	9500	9628	26632	10437	10978
	2	2	144	52	10-16	...R11...	5440	17097	18777	18105	15031	10236	11626	8785	12112	10018	27022	10885	11422
	2	2	156	56	10-18	...R12...	6171	17828	22591	18834	17721	11299	12357	9515	12844	11857	27753	12024	12944
	2	2	168	56	10-18	...R13...	6587	18245	23007	19251	18553	11747	12773	9932	13260	12274	28169	12497	13416
	2	2	180	56	12-20	...R14...	7003	18662	23425	19669	19389	12193	13192	10349	13678	12690	28587	12971	13890
	2	2	192	60	12-20	...R15...	7839	22579	27343	23586	22851	14970	14027	12524	14515	15754	30178	15512	16740
	2	2	204	60	12-20	...R16...	8281	23022	27784	24029	23735	15442	16531	12965	17181	16195	36561	16009	17238
	2	2	216	60	14-22	...R17...	8725	23464	28227	24473	24623	15915	16974	13408	17622	16638	37006	16513	17736
	2	2	240	60	16-26	...R18...	9560	24299	29063	25308	26293	16808	17810	14245	18458	17473	37840	17459	18686
 Video	1	1	78	39/26	5-7	...V1...	2776	—	—	—	—	—	6452	4894	—	5903	—	—	—
	1	1	84	42/28	5-7	...V2...	3095	—	—	—	—	—	6774	5215	7547	6225	—	—	—
	1	1	90	48/36	5-7	...V3...	3583	—	12830	12159	6252	—	7262	5702	8035	6712	19480	—	—
	1	1	96	48/36	5-9	...V4...	3796	—	13044	12372	6465	—	7923	5914	8247	7262	19692	—	—
	1	1	108	48/36	7-9	...V5...	4168	—	13413	12741	6834	—	8291	6286	8617	7630	20062	—	—
	1	1	120	52/40	7-11	...V6...	4800	—	14046	13374	7569	8127	8925	8145	9249	8262	20694	8596	8958
	2	2	132	52/40	7-11	...V7...	5193	—	18532	17860	9345	9962	9318	8539	9645	9773	26777	10583	11123
	2	2	144	52/40	9-13	...V8...	5591	—	18930	18255	9743	10387	11778	8936	12266	10168	27174	11035	11576
	2	2	156	56/44	9-15	...V9...	6329	17985	22749	18993	11709	11457	12515	9673	13003	12015	27910	12183	13101
	2	2	168	56/44	9-15	...V10...	6749	18408	23172	19416	12130	11910	12937	10095	13425	12438	28333	12659	13580
	2	2	180	56/44	9-15	...V11...	7171	18829	23595	19837	12553	12359	13358	10518	13846	12859	28756	13139	14059
	2	2	192	60/44	11-18	...V12...	8012	22751	27516	23760	15185	15142	14199	12698	14687	15926	30352	15684	16913
	2	2	204	60/44	11-18	...V13...	8460	23201	27964	24208	15634	15620	16710	13144	17358	16372	36740	16190	17415
	2	2	216	60/44	13-20	...V14...	8909	23647	28413	24656	16082	16100	17158	13593	17808	16824	37190	16696	17921
	2	2	240	60/44	13-22	...V15...	9748	24490	29254	25497	16922	16999	17999	14434	18647	17663	38029	17647	18876

! IMPORTANT:


Wood grain direction is along the width dimension (w) on 1-section tops and depth dimension (d) on 2-section tops.

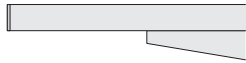
All top sizes are nominal; actual size may vary by +/-2%.

Tables will be in multiple sections depending on size; tops may further be in multiple pieces. See listings above.

< See the Top Options on a previous page for a full range of special top and border treatments that may be applied.

See the Terms & Options section at the front of the price list for POWER-DATA solutions.



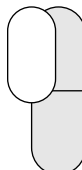
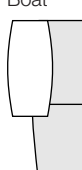



Cantilever Self Edge 2th

Wood1 Top (all colors)

UCS2W...



Shape	sections		w	d	Seats	Top Code	Top Only	Coda -Vee	Coda -Wire	Coda -X	Cylinder Ø	Plinth Ø	Ryvit	Spyda -T	Spyda -X	Spyda -Y	Uffizi -Loop	Zi-A Ø	Zi-D Ø
	pcs																		
Track 	1	1	42	30	2-4	...T1...	1693	—	—	—	—	—	5369	—	6143	—	—	—	—
	1	1	60	30	4-6	...T2...	2047	—	—	—	—	—	5724	—	6497	—	—	—	—
	1	1	72	36	6-8	...T3...	2536	—	11783	—	—	—	6214	4656	6988	5664	—	—	—
	1	1	78	39	6-8	...T4...	2842	—	12086	11415	—	—	6517	4960	7292	5967	—	6444	6803
	1	1	84	42	6-8	...T5...	3166	—	12413	11741	—	—	6842	5285	7615	6293	—	6797	7155
	1	1	90	48	6-8	...T6...	3656	11222	12903	12231	6323	6778	7333	5774	8106	6783	19550	7314	7676
	1	1	96	48	6-12	...T7...	3872	11439	13120	12447	6540	7009	7996	5991	8323	7336	19767	7558	7921
	1	1	108	52	8-12	...T8...	4246	11812	13494	12823	6913	7412	8371	6365	8697	7711	20142	7988	8351
	1	1	120	54	8-14	...T9...	4879	12446	14129	13457	7650	8208	9005	8226	9331	8345	20775	8678	9041
	2	2	132	54	8-14	...T10...	5278	16939	18618	17946	9433	10048	9405	8625	9732	9859	26864	10669	11208
	2	2	144	54	10-16	...T11...	5680	17339	19019	18344	9832	10478	11867	9025	12354	10259	27263	11124	11664
	2	2	156	60	10-18	...T12...	6419	18075	22839	19083	11799	11549	12605	9765	13092	12106	28001	12273	13192
	2	2	168	60	10-18	...T13...	6843	18502	23267	19511	12225	12006	13033	10191	13520	12533	28427	12756	13675
	2	2	180	60	12-20	...T14...	7269	18929	23692	19936	12651	12459	13458	10616	13945	12958	28853	13235	14157
	2	2	192	60	12-20	...T15...	8115	22856	27619	23862	15288	15246	14302	12799	14790	16029	30454	15789	17014
	2	2	204	60	12-20	...T16...	8565	23306	28069	24314	15739	15727	16816	13252	17464	16480	36845	16294	17521
	2	2	216	60	14-22	...T17...	9016	23755	28519	24764	16191	16207	17267	13701	17916	16929	37297	16802	18030
	2	2	240	60	16-26	...T18...	9860	24601	29365	25608	17036	17110	18109	14547	18760	17775	38140	17760	18987
Boat 	1	1	42	30/24	2-4	...B1...	1669	—	—	—	—	—	5348	—	6119	—	—	—	—
	1	1	60	30/24	4-6	...B2...	2022	—	—	—	—	—	5700	—	6474	—	—	—	—
	1	1	72	36/28	6-8	...B3...	2510	—	—	—	—	—	6187	4630	6962	5638	—	—	—
	1	1	78	39/30	6-8	...B4...	2814	—	—	—	—	—	6489	4932	7264	5940	—	—	—
	1	1	84	42/30	6-8	...B5...	3137	—	—	—	—	—	6813	5255	7587	6264	—	6768	—
	1	1	90	48/32	6-8	...B6...	3626	—	12873	12200	6293	6748	7302	5744	8075	6753	19521	7284	7645
	1	1	96	48/32	6-10	...B7...	3841	—	13088	12416	6508	6978	7965	5960	8291	7304	19736	7527	7887
	1	1	108	52/34	8-10	...B8...	4212	11779	13460	12789	6881	7379	8339	6332	8665	7678	20109	7956	8317
	1	1	120	54/36	8-12	...B9...	4847	12413	14094	13424	7615	8175	8971	8193	9298	8311	20742	8646	9007
	2	2	132	54/36	8-12	...B10...	5245	16903	18585	17910	9398	10014	9370	8591	9694	9824	26828	10633	11174
	2	2	144	54/36	10-14	...B11...	5643	17301	18983	18308	9796	10440	11830	8988	12317	10222	27228	11088	11627
	2	2	156	60/40	10-16	...B12...	6379	18039	22802	19046	11761	11509	12568	9724	13055	12069	27964	12235	13153
	2	2	168	60/40	10-16	...B13...	6805	18464	23226	19470	12187	11965	12992	10150	13479	12493	28389	12715	13636
	2	2	180	60/40	12-20	...B14...	7228	18887	23651	19894	12611	12417	13416	10574	13902	12918	28813	13197	14115
	2	2	192	60/40	12-20	...B15...	8072	22812	27577	23820	15246	15203	14259	12758	14747	15985	30412	15746	16973
	2	2	204	60/40	12-20	...B16...	8522	23262	28025	24269	15697	15681	16771	13205	17421	16436	36803	16251	17478
	2	2	216	60/40	14-22	...B17...	8971	23713	28476	24722	16147	16164	17223	13658	17872	16886	37253	16759	17985
	2	2	240	60/40	14-24	...B18...	9816	24556	29320	25564	16988	17066	18065	14500	18714	17730	38097	17714	18942
Ellipse 	1	1	42	30/24	2-4	...E1...	1718	—	—	—	—	—	5392	—	6167	—	—	—	—
	1	1	60	30/24	4-6	...E2...	2070	—	—	—	—	—	5748	—	6523	—	—	—	—
	1	1	72	36/24	6	...E3...	2564	—	—	—	—	—	6240	—	7014	5690	—	—	—
	1	1	78	39/26	6-8	...E4...	2870	—	—	—	—	—	6546	4988	7321	5996	—	—	—
	1	1	84	42/28	6-8	...E5...	3195	—	—	—	—	—	6870	5314	7645	6322	—	—	—
	1	1	90	48/32	6-8	...E6...	3687	—	12934	12263	6356	6809	7365	5806	8138	6814	19582	7347	7708
	1	1	96	48/32	6-10	...E7...	3905	—	13153	12481	6573	7043	8031	6023	8356	7371	19800	7593	7953
	1	1	108	52/34	8-10	...E8...	4279	—	13527	12855	6948	7444	8405	6397	8729	7744	20176	8021	8383
	1	1	120	54/36	8-12	...E9...	4916	—	14163	13493	7686	8243	9042	8262	9368	8381	20812	8714	9077
	2	2	132	54/36	8-12	...E10...	5316	—	18656	17982	9470	10084	9442	8662	9767	9894	26900	10705	11246
	2	2	144	54/36	10-14	...E11...	5717	—	19057	18384	9870	10516	11905	9061	12390	10295	27301	11162	11702
	2	2	156	60/40	10-16	...E12...	6458	—	22881	19125	11839	11589	12647	9804	13133	12145	28044	12314	13231
	2	2	168	60/40	10-16	...E13...	6886	—	23307	19550	12267	12045	13073	10232	13560	12572	28469	12796	13716
	2	2	180	60/40	10-16	...E14...	7312	—	23734	19978	12691	12501	13500	10658	13987	13001	28897	13279	14199
	2	2	192	60/40	12-20	...E15...	8158	—	27663	23906	15334	15289	14347	12843	14833	16073	30498	15832	17059
	2	2	204	60/40	12-20	...E16...	8612	—	28114	24358	15785	15771	16860	13295	17512	16524	36892	16340	17567
	2	2	216	60/40	14-22	...E17...	9065	—	28569	24813	16239	16255	17315	13749	17963	16980	37346	16853	18077
	2	2	240	60/40	14-24	...E18...	9908	—	29412	25658	17083	17158	18160	14593	18808	17822	38189	17808	19034

! IMPORTANT:


Grain direction is along the width dimension (w) on 1-section tops and depth dimension (d) on 2-section tops.


All top sizes are nominal; actual size may vary by +/-2%.

Tables will be in multiple sections depending on size; tops may further be in multiple pieces. See listings above.

< See the Top Options on a previous page for a full range of special top and border treatments that may be applied.

See the Terms & Options section at the front of the price list for POWER-DATA solutions.





Square Metal Edge (MRBAS) 1.5th
Acid-Etched Glass Top



USM1A...					...D	...E	...G	...K	...N	...P	...R	...S	...T	...U	...V	...Y	...Z					
Shape	sections	pcs	w	d	Seats	Top Code	Top Only	Coda -Vee	Coda -Wire	Coda -X	Cylinder Ø	Plinth Ø	Ryvit	Spyda -T	Spyda -X	Spyda -Y	Uffizi -Loop	Zi-A Ø	Zi-D Ø			
 Circle	1	30	Diam	3-4	...C1...	—	—	—	—	—	—	—	—	—	—	—	—	—	—	—		
			Diam	3-4	...C2...	—	—	—	—	—	—	—	—	—	—	—	—	—	—	—	—	—
			Diam	3-5	...C3...	—	—	—	—	—	—	—	—	—	—	—	—	—	—	—	—	—
			Diam	4-6	...C4...	—	—	—	—	—	—	—	—	—	—	—	—	—	—	—	—	—
			Diam	4-7	...C5...	—	—	—	—	—	—	—	—	—	—	—	—	—	—	—	—	—
			Diam	5-7	...C6...	—	—	—	—	—	—	—	—	—	—	—	—	—	—	—	—	—
	2	Diam	5-8	...C7...	—	—	—	—	—	—	—	—	—	—	—	—	—	—	—	—	—	
		Diam	6-9	...C8...	—	—	—	—	—	—	—	—	—	—	—	—	—	—	—	—	—	
 Square	1	30	30	2-4	...S1...	4120	—	—	—	—	—	—	5960	—	6077	—	—	—	—	—		
			36	4	...S2...	5051	—	—	—	—	—	—	—	—	6891	—	7137	—	—	—	—	
			42	4	...S3...	6308	—	9391	—	—	—	7850	8147	—	—	8394	—	12753	—	—	—	
			48	4-8	...S4...	7740	—	10821	—	—	—	9345	9802	—	—	9963	—	14185	—	—	—	
			54	4-8	...S5...	9327	—	—	—	—	—	11035	—	—	—	11758	—	15771	—	—	—	
			60	4-8	...S6...	11079	—	—	—	—	—	12886	—	—	—	13510	—	17523	—	—	—	
 Rectangle	1	42	30	4	...R1...	5787	—	—	—	—	—	—	9464	—	10236	—	—	—	—			
			60	4-6	...R2...	7080	—	—	—	—	—	—	—	—	10755	—	11529	—	—	—	—	
			72	4-6	...R3...	8953	16520	18199	17528	—	—	—	—	—	12629	11070	13403	12080	—	—	—	
			78	6-8	...R4...	10039	17605	19287	18615	—	—	—	—	—	13716	12158	14490	13168	—	13641	14002	
			84	6-8	...R5...	11207	18773	20455	19783	—	—	—	—	—	14883	13325	15656	14335	—	14838	15197	
			90	6-8	...R6...	13082	20646	22328	21656	15748	16201	16757	15198	17531	16208	28976	16739	17099				
			96	6-12	...R7...	13873	21441	23122	22451	16544	17012	18002	15994	18327	17340	29771	17561	17921				
			108	8-12	...R8...	15414	22979	24662	23990	18082	18580	19540	17532	19864	18878	31310	19157	19518				
			120	8-14	...R9...	18057	25623	27304	26632	20826	21385	22182	21403	22507	21520	33952	21854	22216				
			2	132	8-14	...R10...	19706	31363	33044	32371	23857	24475	23831	23052	24155	24285	41288	25095	25634			
				144	10-16	...R11...	21356	33013	34695	34019	25508	26154	27543	24701	28028	25934	42939	26800	27340			
				156	10-18	...R12...	24521	36178	40941	37187	29901	29652	30708	27867	31195	30209	46105	30376	31294			
				168	10-18	...R13...	26279	37939	42703	38947	31661	31441	32468	29626	32956	31968	47865	32192	33111			
				180	12-20	...R14...	28042	39699	44463	40706	33423	33230	34229	31386	34715	33728	49625	34008	34927			
				192	12-20	...R15...	31649	46388	51152	47397	38823	38780	37836	36335	38323	39562	53989	39320	40549			
				204	12-20	...R16...	33520	48259	53024	49267	40693	40679	41769	38203	42418	41432	61800	41249	42474			
				216	14-22	...R17...	35389	50128	54893	51138	42564	42580	43640	40074	44288	43302	63670	43176	44401			
				240	16-26	...R18...	39078	53819	58582	54826	46253	46328	47328	43762	47978	46993	67360	46976	48204			
 Video	1	78	39/26	5-7	...V1...	10150	—	—	—	—	—	—	13829	12269	14602	13279	—	—	—			
			84	42/28	5-7	...V2...	11325	—	—	—	—	—	—	—	—	15004	13443	15776	14453	—	—	
			90	48/36	5-7	...V3...	13203	20770	22451	21780	15870	—	—	—	—	16881	15322	17653	16332	29098	16860	17223
			96	48/36	5-9	...V4...	14004	21570	23251	22579	16671	—	—	—	—	18128	16122	18453	17467	29898	17690	18050
			108	48/36	7-9	...V5...	15547	23114	24794	24123	18216	—	—	—	—	19674	17667	19999	19012	31442	19289	19651
			120	52/40	7-11	...V6...	18197	25763	27445	26773	20966	21525	22321	21543	22647	21661	34091	21995	22357			
			2	132	52/40	7-11	...V7...	19851	31508	33191	32517	24003	24619	23976	23196	24300	24430	41435	25240	25780		
				144	52/40	9-13	...V8...	21506	33165	34845	34173	25659	26305	27694	24851	28182	26085	43090	26951	27490		
				156	56/44	9-15	...V9...	24678	36337	41099	37344	30059	29808	30865	28024	31353	30367	46262	30532	31451		
				168	56/44	9-15	...V10...	26442	38101	42863	39109	31824	31602	32631	29787	33116	32132	48027	32353	33272		
				180	56/44	9-15	...V11...	28209	39865	44631	40875	33589	33399	34397	31556	34884	33897	49791	34175	35097		
				192	60/44	11-18	...V12...	31821	46563	51327	47570	38998	38954	38011	36507	38497	39737	54163	39496	40724		
				204	60/44	11-18	...V13...	33697	48435	53202	49445	40870	40858	41947	38382	42597	41612	61978	41426	42654		
				216	60/44	13-20	...V14...	35573	50314	55078	51324	42746	42765	43822	40259	44473	43488	63854	43361	44586		
				240	60/44	13-22	...V15...	39270	54011	58773	55017	46443	46520	47519	43954	48169	47184	67551	47168	48395		

! IMPORTANT:


Wood grain direction is along the width dimension (w) on 1-section tops and depth dimension (d) on 2-section tops.


All top sizes are nominal; actual size may vary by +/-2%.

Tables will be in multiple sections depending on size; tops may further be in multiple pieces. See listings above.

< See the Top Options on a previous page for a full range of special top and border treatments that may be applied.

See the Terms & Options section at the front of the price list for POWER-DATA solutions.





Square Metal Edge (MRBAS) 1.5th
Acid-Etched Laminated Glass Top
USM1L...



Shape	sections	pcs	w	d	Seats	Top Code	Top Only	Coda -Vee	Coda -Wire	Coda -X	Cylinder Ø	Plinth Ø	Ryvlt	Spyda -T	Spyda -X	Spyda -Y	Uffizi -Loop	Zi-A Ø	Zi-D Ø			
 Circle	1	1	30	Diam	3-4	...C1...	—	—	—	—	—	—	—	—	—	—	—	—	—	—		
			36	Diam	3-4	...C2...	—	—	—	—	—	—	—	—	—	—	—	—	—	—	—	—
			42	Diam	3-5	...C3...	—	—	—	—	—	—	—	—	—	—	—	—	—	—	—	—
			48	Diam	4-6	...C4...	—	—	—	—	—	—	—	—	—	—	—	—	—	—	—	—
			54	Diam	4-7	...C5...	—	—	—	—	—	—	—	—	—	—	—	—	—	—	—	—
			60	Diam	5-7	...C6...	—	—	—	—	—	—	—	—	—	—	—	—	—	—	—	—
	2	66	Diam	5-8	...C7...	—	—	—	—	—	—	—	—	—	—	—	—	—	—	—	—	
		72	Diam	6-9	...C8...	—	—	—	—	—	—	—	—	—	—	—	—	—	—	—	—	
 Square	1	1	30	30	2-4	...S1...	4800	—	—	—	—	—	6637	—	6754	—	—	—	—	—		
			36	36	4	...S2...	6028	—	—	—	—	—	—	7867	—	8112	—	—	—	—	—	
			42	42	4	...S3...	7637	—	10720	—	—	—	—	9178	9476	—	9721	—	14083	—	—	
			48	48	4-8	...S4...	9473	—	12556	—	—	—	—	11080	11535	—	11698	—	15918	—	—	
			54	54	4-8	...S5...	11523	—	—	—	—	—	—	13230	—	—	13954	—	17968	—	—	
			60	60	4-8	...S6...	13790	—	—	—	—	—	—	15597	—	—	16223	—	20236	—	—	
 Rectangle	1	1	42	30	4	...R1...	6736	—	—	—	—	—	10411	—	11188	—	—	—	—			
			60	30	4-6	...R2...	8436	—	—	—	—	—	—	—	12111	—	12885	—	—	—	—	
			72	36	4-6	...R3...	10904	18471	20152	19481	—	—	—	—	14581	13023	15354	14033	—	—	—	
			78	39	6-8	...R4...	12329	19896	21578	20906	—	—	—	—	16007	14447	16780	15457	—	15930	16291	
			84	42	6-8	...R5...	13864	21431	23113	22440	—	—	—	—	17543	15983	18314	16993	—	17495	17854	
			90	48	6-8	...R6...	16335	23900	25582	24909	19002	19456	20011	18452	20784	19462	32229	19993	20353			
			96	48	6-12	...R7...	17345	24910	26593	25919	20012	20483	21470	19463	21795	20810	33239	21031	21391			
			108	48	8-12	...R8...	19318	26884	28566	27894	21986	22484	23444	21437	23769	22781	35215	23060	23422			
			120	52	8-14	...R9...	22757	30324	32003	31331	25526	26084	26881	26102	27207	26220	38652	26554	26917			
			2	132	52	8-14	...R10...	24874	36533	38215	37540	29026	29642	28999	28220	29325	29454	46458	30263	30804		
				144	52	10-16	...R11...	26995	38653	40334	39660	31148	31794	33182	30342	33671	31573	48578	32439	32979		
				156	56	10-18	...R12...	31101	42758	47521	43765	36481	36231	37287	34446	37776	36789	52684	36954	37873		
				168	56	10-18	...R13...	33365	45024	49788	46032	38745	38526	39554	36711	40041	39054	54950	39277	40196		
				180	56	12-20	...R14...	35632	47291	52054	48299	41013	40821	41820	38978	42308	41321	57216	41599	42519		
				192	60	12-20	...R15...	40324	55065	59830	56074	47499	47457	46513	45011	47000	48240	62666	47999	49226		
				204	60	12-20	...R16...	42738	57478	62241	58485	49911	49898	50987	47423	51635	50652	71019	50467	51694		
				216	60	14-22	...R17...	45149	59890	64653	60898	52323	52341	53400	49835	54049	53063	73431	52936	54163		
				240	60	16-26	...R18...	49924	64664	69428	65671	57099	57174	58173	54608	58824	57838	78204	57823	59050		
 Video	1	1	78	39/26	5-7	...V1...	12441	—	—	—	—	—	16117	14559	16890	15567	—	—	—			
			84	42/28	5-7	...V2...	13981	—	—	—	—	—	—	—	17660	16102	18434	17110	—	—	—	
			90	48/36	5-7	...V3...	16457	24022	25703	25031	19125	—	—	—	20134	18575	20908	19583	32352	20115	20476	
			96	48/36	5-9	...V4...	17473	25039	26720	26049	20142	—	—	—	21599	19592	21925	20938	33370	21159	21520	
			108	48/36	7-9	...V5...	19452	27017	28698	28026	22119	—	—	—	23577	21570	23903	22915	35347	23193	23554	
			120	52/40	7-11	...V6...	22895	30463	32143	31471	25665	26222	27020	26241	27347	26360	38791	26693	27057			
			2	132	52/40	7-11	...V7...	25020	36679	38358	37685	29172	29787	29145	28365	29471	29599	46604	30410	30949		
				144	52/40	9-13	...V8...	27145	38803	40486	39809	31296	31943	33331	30490	33818	31724	48729	32590	33129		
				156	56/44	9-15	...V9...	31258	42915	47678	43923	36639	36388	37444	34604	37932	36947	52841	37112	38030		
				168	56/44	9-15	...V10...	33528	45188	49951	46195	38910	38688	39717	36874	40204	39218	55113	39440	40360		
				180	56/44	9-15	...V11...	35799	47457	52220	48463	41181	40988	41987	39144	42473	41486	57382	41765	42685		
				192	60/44	11-18	...V12...	40497	55237	60003	56245	47672	47629	46686	45183	47173	48414	62837	48172	49399		
				204	60/44	11-18	...V13...	42915	57655	62420	58663	50091	50077	51167	47600	51816	50831	71196	50644	51874		
				216	60/44	13-20	...V14...	45334	60073	64838	61082	52509	52525	53584	50019	54235	53248	73615	53121	54348		
				240	60/44	13-22	...V15...	50114	64854	69616	65861	57288	57363	58363	54798	59012	58026	78394	58012	59238		

! IMPORTANT:


Grain direction is along the width dimension (w) on 1-section tops and depth dimension (d) on 2-section tops.

All top sizes are nominal; actual size may vary by +/-2%.

Tables will be in multiple sections depending on size; tops may further be in multiple pieces. See listings above.

< See the Top Options on a previous page for a full range of special top and border treatments that may be applied.

See the Terms & Options section at the front of the price list for POWER-DATA solutions.





Square Metal Edge (MRBAS) 1.5th

Back-Painted Glass Top

USM1B...



Shape	sections	pcs	w	d	Seats	Top Code	Top Only	Coda -Vee	Coda -Wire	Coda -X	Cylinder Ø	Plinth Ø	Ryvlt	Spyda -T	Spyda -X	Spyda -Y	Uffizi -Loop	Zi-A Ø	Zi-D Ø	
Circle	1	1	30	Diam	3-4	...C1...	—	—	—	—	—	—	—	—	—	—	—	—	—	
		1	36	Diam	3-4	...C2...	—	—	—	—	—	—	—	—	—	—	—	—	—	
		1	42	Diam	3-5	...C3...	—	—	—	—	—	—	—	—	—	—	—	—	—	
		1	48	Diam	4-6	...C4...	—	—	—	—	—	—	—	—	—	—	—	—	—	
		1	54	Diam	4-7	...C5...	—	—	—	—	—	—	—	—	—	—	—	—	—	
	2	1	60	Diam	5-7	...C6...	—	—	—	—	—	—	—	—	—	—	—	—	—	
		1	66	Diam	5-8	...C7...	—	—	—	—	—	—	—	—	—	—	—	—	—	
		1	72	Diam	6-9	...C8...	—	—	—	—	—	—	—	—	—	—	—	—	—	
Square	1	1	30	30	2-4	...S1...	3868	—	—	—	—	—	5707	—	5823	—	—	—	—	
		1	36	36	4	...S2...	4689	—	—	—	—	—	—	6526	—	6774	—	—	—	
		1	42	42	4	...S3...	5815	—	8897	—	—	—	7355	7654	—	7899	—	12259	—	—
		1	48	48	4-8	...S4...	7092	—	10175	—	—	—	8699	9157	—	9316	—	13537	—	—
		1	54	54	4-8	...S5...	8509	—	—	—	—	—	10218	—	—	10942	—	14954	—	—
		1	60	60	4-8	...S6...	10070	—	—	—	—	—	11878	—	—	12501	—	16515	—	—
Rectangle	1	1	42	30	4	...R1...	5434	—	—	—	—	—	9110	—	9884	—	—	—	—	
		1	60	30	4-6	...R2...	6575	—	—	—	—	—	10253	—	11026	—	—	—	—	
		1	72	36	4-6	...R3...	8226	15792	17473	16801	—	—	—	11903	10345	12677	11354	—	—	
		1	78	39	6-8	...R4...	9187	16752	18434	17761	—	—	—	12862	11305	13636	12314	—	12788	13146
		1	84	42	6-8	...R5...	10220	17786	19465	18795	—	—	—	13895	12338	14669	13346	—	13851	14210
		1	90	48	6-8	...R6...	11869	19435	21117	20445	14537	14991	15547	13988	16321	14997	27764	15528	15889	
		1	96	48	6-12	...R7...	12584	20151	21830	21159	15252	15721	16710	14704	17036	16049	28479	16272	16631	
		1	108	48	8-12	...R8...	13961	21527	23208	22537	16629	17127	18088	16080	18412	17426	29858	17703	18065	
		2	2	120	52	8-14	...R9...	16309	23875	25556	24883	19077	19636	20433	19654	20758	19771	32203	20106	20468
	2		132	52	8-14	...R10...	17783	29440	31122	30447	21934	22549	21907	21128	22233	22362	39367	23172	23711	
	2		144	52	10-16	...R11...	19255	30914	32595	31923	23408	24055	25444	22602	25932	23836	40839	24701	25242	
	2		156	56	10-18	...R12...	22073	33732	38496	34740	27456	27204	28263	25419	28748	27761	43658	27929	28848	
	2		168	56	10-18	...R13...	23644	35302	40067	36311	29025	28805	29833	26990	30320	29334	45227	29556	30475	
	2		180	56	12-20	...R14...	25216	36873	41638	37881	30598	30405	31404	28561	31891	30903	46799	31181	32103	
	2		192	60	12-20	...R15...	28420	43160	47926	44167	35595	35552	34610	33106	35097	36336	50759	36094	37322	
	2		204	60	12-20	...R16...	30088	44828	49594	45837	37262	37249	38339	34773	38987	38001	58369	37819	39045	
	2		216	60	14-22	...R17...	31758	46497	51260	47506	38931	38948	40007	36443	40657	39671	60039	39545	40769	
	4	240	60	16-26	...R18...	35044	49783	54546	50789	42217	42292	43291	39727	43943	42956	63323	42942	44167		
Video	1	1	78	39/26	5-7	...V1...	10150	—	—	—	—	—	13829	12269	14602	13279	—	—	—	
		1	84	42/28	5-7	...V2...	11325	—	—	—	—	—	—	15004	13443	15776	14453	—	—	
		1	90	48/36	5-7	...V3...	13203	20770	22451	21780	15870	—	—	16881	15322	17653	16332	29098	16860	17223
		1	96	48/36	5-9	...V4...	14004	21570	23251	22579	16671	—	—	18128	16122	18453	17467	29898	17690	18050
		1	108	48/36	7-9	...V5...	15547	23114	24794	24123	18216	—	—	19674	17667	19999	19012	31442	19289	19651
	2	2	120	52/40	7-11	...V6...	18197	25763	27445	26773	20966	21525	22321	21543	22647	21661	34091	21995	22357	
		2	132	52/40	7-11	...V7...	19851	31508	33191	32517	24003	24619	23976	23196	24300	24430	41435	25240	25780	
		2	144	52/40	9-13	...V8...	21506	33165	34845	34173	25659	26305	27694	24851	28182	26085	43090	26951	27490	
		2	156	56/44	9-15	...V9...	24678	36337	41099	37344	30059	29808	30865	28024	31353	30367	46262	30532	31451	
		2	168	56/44	9-15	...V10...	26442	38101	42863	39109	31824	31602	32631	29787	33116	32132	48027	32353	33272	
		2	180	56/44	9-15	...V11...	28209	39865	44631	40875	33589	33399	34397	31556	34884	33897	49791	34175	35097	
		2	192	60/44	11-18	...V12...	31821	46563	51327	47570	38998	38954	38011	36507	38497	39737	54163	39496	40724	
		2	204	60/44	11-18	...V13...	33697	48435	53202	49445	40870	40858	41947	38382	42597	41612	61978	41426	42654	
		2	216	60/44	13-20	...V14...	35573	50314	55078	51324	42746	42765	43822	40259	44473	43488	63854	43361	44586	
		4	240	60/44	13-22	...V15...	39270	54011	58773	55017	46443	46520	47519	43954	48169	47184	67551	47168	48395	

! IMPORTANT:


Wood grain direction is along the width dimension (w) on 1-section tops and depth dimension (d) on 2-section tops.


All top sizes are nominal; actual size may vary by +/-2%.

Tables will be in multiple sections depending on size; tops may further be in multiple pieces. See listings above.

< See the Top Options on a previous page for a full range of special top and border treatments that may be applied.

See the Terms & Options section at the front of the price list for POWER-DATA solutions.





Square Metal Edge (MRBAS) 1.5th
Acrylic Solid Surface Top: Avonite® Polaris
USM1C...



Shape	sections	pcs	w	d	Seats	Top Code	Top Only	Coda -Vee	Coda -Wire	Coda -X	Cylinder Ø	Plinth Ø	Ryvite	Spyda -T	Spyda -X	Spyda -Y	Uffizi -Loop	Zi-A Ø	Zi-D Ø	
 Circle	1	1	30	Diam	3-4	...C1...	—	—	—	—	—	—	—	—	—	—	—	—	—	
		1	36	Diam	3-4	...C2...	—	—	—	—	—	—	—	—	—	—	—	—	—	—
		1	42	Diam	3-5	...C3...	—	—	—	—	—	—	—	—	—	—	—	—	—	—
		1	48	Diam	4-6	...C4...	—	—	—	—	—	—	—	—	—	—	—	—	—	—
	2	1	54	Diam	4-7	...C5...	—	—	—	—	—	—	—	—	—	—	—	—	—	—
		1	60	Diam	5-7	...C6...	—	—	—	—	—	—	—	—	—	—	—	—	—	—
		1	66	Diam	5-8	...C7...	—	—	—	—	—	—	—	—	—	—	—	—	—	—
		1	72	Diam	6-9	...C8...	—	—	—	—	—	—	—	—	—	—	—	—	—	—
 Square	1	1	30	30	2-4	...S1...	3285	—	—	—	—	—	5123	—	5241	—	—	—	—	
		1	36	36	4	...S2...	3845	—	—	—	—	—	—	5685	—	5932	—	—	—	—
		1	42	42	4	...S3...	4668	—	7751	—	—	—	6209	6507	—	6753	—	11113	—	—
		1	48	48	4-8	...S4...	5598	—	8680	—	—	—	7204	7660	—	7821	—	12043	—	—
		1	54	54	4-8	...S5...	6617	—	—	—	—	—	8324	—	—	9048	—	13061	—	—
		1	60	60	4-8	...S6...	7734	—	—	—	—	—	9542	—	—	10165	—	14177	—	—
 Rectangle	1	1	42	30	4	...R1...	4616	—	—	—	—	—	8293	—	9067	—	—	—	—	
		1	60	30	4-6	...R2...	5408	—	—	—	—	—	—	9084	—	9858	—	—	—	—
		1	72	36	4-6	...R3...	6542	14110	15791	15120	—	—	—	10221	8662	10992	9672	—	—	—
		1	78	39	6-8	...R4...	7210	14777	16459	15787	—	—	—	10889	9330	11662	10340	—	10812	11172
		1	84	42	6-8	...R5...	7928	15494	17176	16503	—	—	—	11606	10047	12378	11056	—	11558	11919
		1	90	48	6-8	...R6...	9067	16632	18313	17642	11734	12188	12743	11184	13516	12194	24962	2962	12722	13085
		1	96	48	6-12	...R7...	9592	17158	18840	18168	12260	12731	13718	11711	14043	13056	25486	13279	13640	
		1	108	48	8-12	...R8...	10596	18162	19843	19170	13263	13761	14720	12714	15046	14060	26490	14337	14701	
		1	120	52	8-14	...R9...	12257	19824	21504	20832	15026	15585	16382	15603	16709	15721	28153	16056	16417	
		2	2	132	52	8-14	...R10...	13325	24984	26664	25992	17478	18094	17452	16671	17776	17905	34908	18714	19253
			2	144	52	10-16	...R11...	14395	26054	27734	27062	18549	19194	20583	17742	21071	18974	35979	19840	20379
			2	156	56	10-18	...R12...	16402	28061	32825	29067	21785	21531	22590	19748	23078	22090	37986	22257	23175
			2	168	56	10-18	...R13...	17536	29196	33958	30203	22918	22696	23724	20884	24212	23225	39120	23449	24367
			2	180	56	12-20	...R14...	18672	30330	35094	31337	24054	23861	24859	22018	25346	24360	40256	24639	25559
			2	192	60	12-20	...R15...	20943	35682	40445	36691	28116	28075	27129	25628	27617	28855	43283	28615	29842
			2	204	60	12-20	...R16...	22143	36884	41647	37891	29316	29302	30391	26827	31042	30056	50423	29871	31100
			2	216	60	14-22	...R17...	23343	38083	42848	39091	30518	30533	31594	28027	32244	31258	51625	31131	32358
			2	240	60	16-26	...R18...	25695	40436	45199	41443	32868	32946	33946	30381	34594	33610	53976	33595	34822
 Video	1	1	78	39/26	5-7	...V1...	7323	—	—	—	—	—	11000	9442	11772	10451	—	—	—	
		1	84	42/28	5-7	...V2...	8045	—	—	—	—	—	—	11723	10165	12497	11174	—	—	—
		1	90	48/36	5-7	...V3...	9189	16754	18436	17763	11856	—	—	12866	11307	13640	12316	25084	12846	13206
		1	96	48/36	5-9	...V4...	9720	17288	18968	18299	12388	—	—	13846	11839	14172	13185	25616	13406	13769
		1	108	48/36	7-9	...V5...	10730	18297	19977	19305	13398	—	—	14853	12848	15180	14192	26625	14471	14833
		1	120	52/40	7-11	...V6...	12398	19964	21643	20973	15165	15725	16522	15741	16848	15861	28293	16195	16556	
		2	2	132	52/40	7-11	...V7...	13471	25128	26811	26138	17622	18240	17595	16817	17921	18050	35054	18859	19401
			2	144	52/40	9-13	...V8...	14548	26205	27886	27211	18700	19346	20734	17893	21222	19127	36131	19993	20530
			2	156	56/44	9-15	...V9...	16557	28216	32979	29225	21939	21688	22747	19905	23233	22246	38140	22415	23331
			2	168	56/44	9-15	...V10...	17700	29357	34121	30363	23081	22859	23887	21044	24375	23387	39283	23609	24530
			2	180	56/44	9-15	...V11...	18840	30498	35262	31506	24220	24029	25028	22186	25514	24528	40424	24808	25727
			2	192	60/44	11-18	...V12...	21115	35856	40619	36863	28289	28246	27302	25799	27789	29027	43455	28789	30015
			2	204	60/44	11-18	...V13...	22321	37063	41826	38071	29497	29483	30573	27007	31221	30235	50603	30053	31278
			2	216	60/44	13-20	...V14...	23527	38268	43033	39277	30701	30719	31779	28213	32426	31442	51809	31315	32540
			2	240	60/44	13-22	...V15...	25884	40624	45389	41633	33057	33135	34133	30570	34784	33799	54165	33783	35011

! IMPORTANT:


Grain direction is along the width dimension (w) on 1-section tops and depth dimension (d) on 2-section tops.

All top sizes are nominal; actual size may vary by +/-2%.

Tables will be in multiple sections depending on size; tops may further be in multiple pieces. See listings above.

< See the Top Options on a previous page for a full range of special top and border treatments that may be applied.

See the Terms & Options section at the front of the price list for POWER-DATA solutions.





Square Metal Edge (MRBAS) 1.5th

Faux Leather Top (Silex-all colors)

USM1F...



Shape	sections		w	d	Seats	Top Code	Top Only	Coda -Vee	Coda -Wire	Coda -X	Cylinder Ø	Plinth Ø	Ryvite	Spyda -T	Spyda -X	Spyda -Y	Uffizi -Loop	Zi-A Ø	Zi-D Ø		
	pcs																				
 Circle	1	1	30	Diam	3-4	...C1...	—	—	—	—	—	—	—	—	—	—	—	—	—		
			36	Diam	3-4	...C2...	—	—	—	—	—	—	—	—	—	—	—	—	—	—	
			42	Diam	3-5	...C3...	—	—	—	—	—	—	—	—	—	—	—	—	—	—	
			48	Diam	4-6	...C4...	—	—	—	—	—	—	—	—	—	—	—	—	—	—	
			54	Diam	4-7	...C5...	—	—	—	—	—	—	—	—	—	—	—	—	—	—	
			60	Diam	5-7	...C6...	—	—	—	—	—	—	—	—	—	—	—	—	—	—	
	2	66	Diam	5-8	...C7...	—	—	—	—	—	—	—	—	—	—	—	—	—	—	—	
		72	Diam	6-9	...C8...	—	—	—	—	—	—	—	—	—	—	—	—	—	—	—	
 Square	1	1	30	30	2-4	...S1...	2576	—	—	—	—	—	4414	—	4532	—	—	—	—		
			36	36	4	...S2...	2827	—	—	—	—	—	—	4667	—	4913	—	—	—	—	
			42	42	4	...S3...	3282	—	6365	—	—	—	4824	5121	—	5367	—	9273	—	—	
			48	48	4-8	...S4...	3786	—	6868	—	—	—	5392	5848	—	6011	—	9726	—	—	
			54	54	4-8	...S5...	4325	—	—	—	—	—	6032	—	—	6754	—	10232	—	—	
			60	60	4-8	...S6...	4902	—	—	—	—	—	6710	—	—	7333	—	10768	—	—	
 Rectangle	1	1	42	30	4	...R1...	3625	—	—	—	—	—	7300	—	8074	—	—	—	—		
			60	30	4-6	...R2...	3989	—	—	—	—	—	—	7667	—	8442	—	—	—	—	
			72	36	4-6	...R3...	4504	12072	13751	13082	—	—	8182	6623	8956	7633	—	—	—	—	
			78	39	6-8	...R4...	4819	12386	14066	13397	—	—	8498	6939	9271	7949	—	8420	8782	—	
			84	42	6-8	...R5...	5155	12719	14403	13730	—	—	8831	7272	9604	8283	—	8785	9144	—	
			90	48	6-8	...R6...	5670	13234	14917	14245	8336	8789	9345	7787	10119	8796	21565	9327	9688	—	
			96	48	6-12	...R7...	5968	13536	15217	14547	8638	9107	10095	8089	10421	9434	21866	9657	10017	—	
			108	48	8-12	...R8...	6518	14085	15766	15095	9188	9685	10645	8638	10970	9984	22416	10262	10623	—	
			120	52	8-14	...R9...	7352	14918	16599	15927	10120	10680	11476	10697	11801	10815	23247	11149	11510	—	
		2	4	132	52	8-14	...R10...	7929	19589	21270	20596	12081	12699	12054	11276	12381	12509	29513	13318	13859	—
			4	144	52	10-16	...R11...	8508	20166	21847	21174	12659	13307	14695	11854	15183	13086	30090	13951	14493	—
			4	156	56	10-18	...R12...	9533	21191	25957	22200	14913	14664	15721	12880	16208	15222	31118	15389	16308	—
			4	168	56	10-18	...R13...	10140	21798	26563	22807	15522	15300	16329	13486	16816	15829	31724	16051	16971	—
			4	180	56	12-20	...R14...	10748	22404	27171	23414	16129	15937	16936	14093	17423	16436	32331	16714	17634	—
			4	192	60	12-20	...R15...	11885	26627	31389	27634	19059	19017	18072	16571	18560	19799	34225	19560	20786	—
			6	204	60	12-20	...R16...	12519	27260	32024	28268	19693	19680	20770	17204	21418	20433	40801	20250	21476	—
			6	216	60	14-22	...R17...	13153	27894	32657	28902	20328	20344	21404	17839	22053	21067	41435	20941	22164	—
			6	240	60	16-26	...R18...	14374	29114	33876	30120	21548	21623	22623	19058	23272	22287	42654	22272	23498	—
 Video	1	1	78	39/26	5-7	...V1...	4932	—	—	—	—	—	8610	7051	9383	8060	—	—	—		
			84	42/28	5-7	...V2...	5272	—	—	—	—	—	—	8950	7390	9721	8400	—	—	—	
			90	48/36	5-7	...V3...	5791	13357	15039	14366	8460	—	9470	7909	10240	8919	21686	9448	9809	—	
			96	48/36	5-9	...V4...	6100	13665	15346	14675	8766	—	10223	8217	10549	9562	21993	9784	10145	—	
			108	48/36	7-9	...V5...	6653	14220	15900	15228	9321	—	10779	8773	11105	10118	22548	10397	10756	—	
		2	3	120	52/40	7-11	...V6...	7492	15058	16739	16066	10260	10817	11615	10837	11941	10954	23386	11289	11650	—
			4	132	52/40	7-11	...V7...	8074	19734	21415	20741	12226	12843	12199	11420	12526	12654	29658	13463	14004	—
			4	144	52/40	9-13	...V8...	8658	20316	21998	21326	12811	13458	14847	12006	15335	13236	30242	14103	14644	—
			4	156	56/44	9-15	...V9...	9689	21347	26112	22356	15070	14820	15878	13035	16365	15378	31272	15543	16463	—
			4	168	56/44	9-15	...V10...	10301	21961	26725	22968	15682	15462	16491	13648	16976	15991	31887	16214	17132	—
			4	180	56/44	9-15	...V11...	10917	22573	27336	23580	16296	16105	17102	14262	17589	16604	32499	16883	17803	—
			4	192	60/44	11-18	...V12...	12056	26798	31562	27807	19232	19190	18246	16743	18732	19972	34398	19733	20959	—
			6	204	60/44	11-18	...V13...	12699	27439	32202	28446	19872	19857	20947	17382	21598	20612	40979	20427	21655	—
			6	216	60/44	13-20	...V14...	13339	28079	32841	29086	20512	20528	21587	18023	22239	21252	41619	21126	22350	—
		6	240	60/44	13-22	...V15...	14563	29305	34068	30313	21738	21815	22815	19249	23463	22478	42845	22462	23691	—	

! IMPORTANT:


Wood grain direction is along the width dimension (w) on 1-section tops and depth dimension (d) on 2-section tops.

All top sizes are nominal; actual size may vary by +/-2%.

Tables will be in multiple sections depending on size; tops may further be in multiple pieces. See listings above.

< See the Top Options on a previous page for a full range of special top and border treatments that may be applied.

See the Terms & Options section at the front of the price list for POWER-DATA solutions.





Square Metal Edge (MRBAS) 1.5th
HPL Top (Formica® 949 White)
USM1H...



Shape	sections		w	d	Seats	Top Code	Top Only	Coda -Vee	Coda -Wire	Coda -X	Cylinder Ø	Plinth Ø	Ryvite	Spyda -T	Spyda -X	Spyda -Y	Uffizi -Loop	Zi-A Ø	Zi-D Ø		
	pcs																				
 Circle	1		30	Diam	3-4	...C1...	—	—	—	—	—	—	—	—	—	—	—	—	—		
			36	Diam	3-4	...C2...	—	—	—	—	—	—	—	—	—	—	—	—	—	—	
			42	Diam	3-5	...C3...	—	—	—	—	—	—	—	—	—	—	—	—	—	—	
			48	Diam	4-6	...C4...	—	—	—	—	—	—	—	—	—	—	—	—	—	—	—
			54	Diam	4-7	...C5...	—	—	—	—	—	—	—	—	—	—	—	—	—	—	—
			60	Diam	5-7	...C6...	—	—	—	—	—	—	—	—	—	—	—	—	—	—	—
	2		66	Diam	5-8	...C7...	—	—	—	—	—	—	—	—	—	—	—	—	—	—	
			72	Diam	6-9	...C8...	—	—	—	—	—	—	—	—	—	—	—	—	—	—	
 Square	1	1	30	30	2-4	...S1...	2506	—	—	—	—	—	4345	—	4462	—	—	—	—		
		1	36	36	4	...S2...	2727	—	—	—	—	—	—	4564	—	4812	—	—	—	—	
		1	42	42	4	...S3...	3145	—	6227	—	—	—	4688	4985	—	5230	—	9590	—	—	
		1	48	48	4-8	...S4...	3606	—	6689	—	—	—	5213	5670	—	5830	—	10051	—	—	
		1	54	54	4-8	...S5...	4096	—	—	—	—	—	5804	—	—	6530	—	10541	—	—	
		1	60	60	4-8	...S6...	4621	—	—	—	—	—	6429	—	—	7054	—	11067	—	—	
 Rectangle	1	1	42	30	4	...R1...	3526	—	—	—	—	—	7203	—	7978	—	—	—	—		
		1	60	30	4-6	...R2...	3851	—	—	—	—	—	—	7528	—	8301	—	—	—	—	
		1	72	36	4-6	...R3...	4303	11869	13551	12880	—	—	—	7982	6422	8755	7433	—	—	—	
		1	78	39	6-8	...R4...	4582	12148	13830	13158	—	—	—	8260	6699	9031	7711	—	8183	8543	
		1	84	42	6-8	...R5...	4879	12446	14129	13457	—	—	—	8558	6998	9331	8009	—	8510	8871	
		1	90	48	6-8	...R6...	5332	12899	14580	13909	8000	8000	9011	7451	9781	8461	21226	8991	9351		
		1	96	48	6-12	...R7...	5610	13176	14859	14187	8280	8280	9737	7729	10062	9076	21506	9298	9658		
		1	108	48	8-12	...R8...	6117	13683	15365	14692	8785	8785	10240	8236	10567	9580	22012	9859	10221		
		1	120	52	8-14	...R9...	6865	14433	16112	15442	9634	9634	10990	10210	11317	10329	22761	10663	11026		
	2	2	132	52	8-14	...R10...	7395	19053	20734	20062	11549	11549	11522	10741	11845	11974	28980	12784	13322		
		2	144	52	10-16	...R11...	7926	19582	21266	20589	12078	12078	14113	11270	14601	12504	29509	13370	13912		
		2	156	56	10-18	...R12...	8855	20512	25276	21520	14235	14235	15042	12199	15529	14544	30439	14708	15626		
		2	168	56	10-18	...R13...	9408	21066	25829	22073	14790	14790	15595	12753	16082	15097	30991	15318	16239		
		2	180	56	12-20	...R14...	9962	21619	26384	22628	15342	15342	16149	13309	16637	15650	31544	15928	16850		
		2	192	60	12-20	...R15...	10987	25728	30493	26736	18162	18162	17176	15674	17663	18904	33327	18662	19889		
		2	204	60	12-20	...R16...	11565	26306	31071	27316	18740	18740	19818	16251	20466	19481	39847	19295	20523		
		2	216	60	14-22	...R17...	12144	26885	31650	27894	19319	19319	20396	16830	21044	20061	40428	19934	21158		
		2	240	60	16-26	...R18...	13253	27992	32754	28999	20426	20426	21501	17936	22151	21165	41533	21152	22376		
 Video	1	1	78	39/26	5-7	...V1...	4695	—	—	—	—	—	8371	6812	9144	7821	—	—	—		
		1	84	42/28	5-7	...V2...	4997	—	—	—	—	—	—	8674	7115	9447	8124	—	—	—	
		1	90	48/36	5-7	...V3...	5455	13021	14704	14032	8123	—	—	9133	7574	9906	8584	21351	9113	9475	
		1	96	48/36	5-9	...V4...	5739	13307	14987	14317	8408	—	—	9864	7859	10191	9203	21635	9425	9787	
		1	108	48/36	7-9	...V5...	6251	13816	15498	14825	8918	—	—	10375	8369	10701	9714	22145	9992	10353	
		1	120	52/40	7-11	...V6...	7004	14572	16253	15582	9774	9774	11129	10350	11455	10468	22901	10804	11165		
		2	2	132	52/40	7-11	...V7...	7541	19197	20880	20207	11693	11693	11666	10888	11991	12117	29123	12929	13470	
			2	144	52/40	9-13	...V8...	8075	19735	21416	20742	12227	12227	14264	11421	14750	12655	29659	13521	14062	
			2	156	56/44	9-15	...V9...	9011	20668	25430	21676	14391	14391	15197	12356	15684	14698	30592	14865	15784	
			2	168	56/44	9-15	...V10...	9570	21226	25992	22235	14952	14952	15758	12916	16245	15257	31154	15481	16400	
			2	180	56/44	9-15	...V11...	10130	21788	26550	22795	15511	15511	16316	13476	16804	15819	31713	16096	17016	
			2	192	60/44	11-18	...V12...	11162	25903	30665	26910	18336	18336	17349	15848	17836	19076	33501	18834	20063	
			2	204	60/44	11-18	...V13...	11747	26487	31250	27494	18919	18919	19996	16431	20644	19661	40028	19477	20702	
			2	216	60/44	13-20	...V14...	12329	27070	31834	28079	19505	19505	20581	17014	21229	20243	40610	20118	21341	
			2	240	60/44	13-22	...V15...	13442	28183	32947	29191	20616	20616	21694	18127	22342	21357	41725	21340	22569	

! IMPORTANT:


Grain direction is along the width dimension (w) on 1-section tops and depth dimension (d) on 2-section tops.


All top sizes are nominal; actual size may vary by +/-2%.

Tables will be in multiple sections depending on size; tops may further be in multiple pieces. See listings above.

< See the Top Options on a previous page for a full range of special top and border treatments that may be applied.

See the Terms & Options section at the front of the price list for POWER-DATA solutions.





Square Metal Edge (MRBAS) 1.5th

Marble Top (Carrara Marble)

USM1M...



Shape	sections		w	d	Seats	Top Code	...D	...E	...G	...K	...N	...P	...R	...S	...T	...U	...V	...Y	...Z	
	pcs						Top Only	Coda -Vee	Coda -Wire	Coda -X	Cylinder Ø	Plinth Ø	Ryvit	Spyda -T	Spyda -X	Spyda -Y	Uffizi -Loop	Zi-A Ø	Zi-D Ø	
 Circle	1	1	30	Diam	3-4	...C1...	—	—	—	—	—	—	—	—	—	—	—	—	—	
			36	Diam	3-4	...C2...	—	—	—	—	—	—	—	—	—	—	—	—	—	—
			42	Diam	3-5	...C3...	—	—	—	—	—	—	—	—	—	—	—	—	—	—
			48	Diam	4-6	...C4...	—	—	—	—	—	—	—	—	—	—	—	—	—	—
			54	Diam	4-7	...C5...	—	—	—	—	—	—	—	—	—	—	—	—	—	—
			60	Diam	5-7	...C6...	—	—	—	—	—	—	—	—	—	—	—	—	—	—
	2	66	Diam	5-8	...C7...	—	—	—	—	—	—	—	—	—	—	—	—	—	—	—
		72	Diam	6-9	...C8...	—	—	—	—	—	—	—	—	—	—	—	—	—	—	—
 Square	1	1	30	30	2-4	...S1...	4800	—	—	—	—	—	6637	—	6754	—	—	—	—	
			36	36	4	...S2...	6028	—	—	—	—	—	—	7867	—	8112	—	—	—	—
			42	42	4	...S3...	7637	—	10720	—	—	—	9178	9476	—	9721	—	14083	—	—
			48	48	4-8	...S4...	9473	—	12556	—	—	—	11080	11535	—	11698	—	15918	—	—
			54	54	4-8	...S5...	11523	—	—	—	—	—	13230	—	—	13954	—	17968	—	—
			60	60	4-8	...S6...	13790	—	—	—	—	—	15597	—	—	16223	—	20236	—	—
 Rectangle	1	1	42	30	4	...R1...	6736	—	—	—	—	—	10411	—	11188	—	—	—	—	
			60	30	4-6	...R2...	8436	—	—	—	—	—	—	12111	—	12885	—	—	—	—
			72	36	4-6	...R3...	10904	18471	20152	19481	—	—	—	14581	13023	15354	14033	—	—	—
			78	39	6-8	...R4...	12329	19896	21578	20906	—	—	—	16007	14447	16780	15457	—	15930	16291
			84	42	6-8	...R5...	13864	21431	23113	22440	—	—	—	17543	15983	18314	16993	—	17495	17854
			90	48	6-8	...R6...	16335	23900	25582	24909	19002	19456	20011	18452	20784	19462	32229	19993	20353	
			96	48	6-12	...R7...	17345	24910	26593	25919	20012	20483	21470	19463	21795	20810	33239	21031	21391	
			108	48	8-12	...R8...	19318	26884	28566	27894	—	22484	—	—	—	—	35215	23060	23422	
			120	52	8-14	...R9...	22757	30324	32003	31331	—	26084	—	—	—	—	38652	26554	26917	
		2	4	132	52	8-14	...R10...	24874	36533	38215	37540	—	29642	—	—	—	46458	30263	30804	
				144	52	10-16	...R11...	26995	38653	40334	39660	—	31794	—	—	—	48578	32439	32979	
				156	56	10-18	...R12...	31101	42758	47521	43765	—	36231	—	—	—	52684	36954	37873	
				168	56	10-18	...R13...	33365	45024	49788	46032	—	38526	—	—	—	54950	39277	40196	
				180	56	12-20	...R14...	35632	47291	52054	48299	—	40821	—	—	—	57216	41599	42519	
				192	60	12-20	...R15...	40324	55065	59830	56074	—	47457	—	—	—	62666	47999	49226	
				204	60	12-20	...R16...	42738	57478	62241	58485	—	49898	—	—	—	71019	50467	51694	
				216	60	14-22	...R17...	45149	59890	64653	60898	—	52341	—	—	—	73431	52936	54163	
				240	60	16-26	...R18...	49924	64664	69428	65671	—	57174	—	—	—	78204	57823	59050	
 Video	1		1	78	39/26	5-7	...V1...	12441	—	—	—	—	—	16117	14559	16890	15567	—	—	—
			84	42/28	5-7	...V2...	13981	—	—	—	—	—	—	17660	16102	18434	17110	—	—	—
			90	48/36	5-7	...V3...	16457	24022	25703	25031	19125	—	20134	18575	20908	19583	32352	20115	20476	
			96	48/36	5-9	...V4...	17473	25039	26720	26049	20142	—	21599	19592	21925	20938	33370	21159	21520	
			108	48/36	7-9	...V5...	19452	27017	28698	28026	—	—	—	—	—	35347	23193	23554		
			120	52/40	7-11	...V6...	22895	30463	32143	31471	—	26222	—	—	—	38791	26693	27057		
		2	4	132	52/40	7-11	...V7...	25020	36679	38358	37685	—	29787	—	—	—	46604	30410	30949	
				144	52/40	9-13	...V8...	27145	38803	40486	39809	—	31943	—	—	—	48729	32590	33129	
				156	56/44	9-15	...V9...	31258	42915	47678	43923	—	36388	—	—	—	52841	37112	38030	
				168	56/44	9-15	...V10...	33528	45188	49951	46195	—	38688	—	—	—	55113	39440	40360	
				180	56/44	9-15	...V11...	35799	47457	52220	48463	—	40988	—	—	—	57382	41765	42685	
				192	60/44	11-18	...V12...	40497	55237	60003	56245	—	47629	—	—	—	62837	48172	49399	
				204	60/44	11-18	...V13...	42915	57655	62420	58663	—	50077	—	—	—	71196	50644	51874	
				216	60/44	13-20	...V14...	45334	60073	64838	61082	—	52525	—	—	—	73615	53121	54348	
				240	60/44	13-22	...V15...	50114	64854	69616	65861	—	57363	—	—	—	78394	58012	59238	

! IMPORTANT:


Wood grain direction is along the width dimension (w) on 1-section tops and depth dimension (d) on 2-section tops.


All top sizes are nominal; actual size may vary by +/-2%.

Tables will be in multiple sections depending on size; tops may further be in multiple pieces. See listings above.

< See the Top Options on a previous page for a full range of special top and border treatments that may be applied.



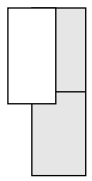
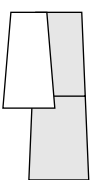
See the Terms & Options section at the front of the price list for POWER-DATA solutions.





Square Metal Edge (MRBAS) 1.5th
 Quartz Top: Cambria® standard colors*
 USM1Q...



Shape	sections		w	d	Seats	Top Code	Top Only	Coda -Vee	Coda -Wire	Coda -X	Cylinder Ø	Plinth Ø	Ryvite	Spyda -T	Spyda -X	Spyda -Y	Uffizi -Loop	Zi-A Ø	Zi-D Ø		
	pcs																				
Circle 	1	1	30	Diam	3-4	...C1...	—	—	—	—	—	—	—	—	—	—	—	—	—		
			36	Diam	3-4	...C2...	—	—	—	—	—	—	—	—	—	—	—	—	—	—	
			42	Diam	3-5	...C3...	—	—	—	—	—	—	—	—	—	—	—	—	—	—	
			48	Diam	4-6	...C4...	—	—	—	—	—	—	—	—	—	—	—	—	—	—	—
			54	Diam	4-7	...C5...	—	—	—	—	—	—	—	—	—	—	—	—	—	—	—
		60	Diam	5-7	...C6...	—	—	—	—	—	—	—	—	—	—	—	—	—	—	—	
	2	1	66	Diam	5-8	...C7...	—	—	—	—	—	—	—	—	—	—	—	—	—	—	
		2	72	Diam	6-9	...C8...	—	—	—	—	—	—	—	—	—	—	—	—	—	—	
Square 	1	1	30	30	2-4	...S1...	4089	—	—	—	—	—	5929	—	6046	—	—	—	—		
			36	36	4	...S2...	5006	—	—	—	—	—	6846	—	7092	—	—	—	—		
			42	42	4	...S3...	6248	—	9331	—	—	—	7789	8087	—	8333	—	12691	—	—	
			48	48	4-8	...S4...	7660	—	10742	—	—	—	9268	9721	—	9885	—	14105	—	—	
			54	54	4-8	...S5...	9227	—	—	—	—	—	10934	—	—	11657	—	15672	—	—	
			60	60	4-8	...S6...	10954	—	—	—	—	—	12763	—	—	13386	—	17400	—	—	
Rectangle 	1	1	42	30	4	...R1...	5743	—	—	—	—	—	9419	—	10193	—	—	—	—		
			60	30	4-6	...R2...	7017	—	—	—	—	—	10694	—	11468	—	—	—	—		
			72	36	4-6	...R3...	8864	16430	18109	17438	—	—	—	12540	10982	13314	11991	—	—		
			78	39	6-8	...R4...	9935	17501	19183	18510	—	—	—	13612	12053	14385	13062	—	13536	13895	
			84	42	6-8	...R5...	11086	18651	20334	19662	—	—	—	14764	13204	15536	14215	—	14717	15076	
			90	48	6-8	...R6...	12932	20498	22180	21509	15599	16054	16609	15050	17382	16061	28827	16589	16952	—	
			96	48	6-12	...R7...	13718	21283	22966	22293	16384	16855	17843	15836	18168	17182	29612	17404	17763	—	
			108	48	8-12	...R8...	15235	22802	24482	23810	—	—	—	18400	—	—	—	31131	18977	19340	
			120	52	8-14	...R9...	17843	25411	27090	26418	—	—	—	21171	—	—	—	33739	21641	22003	
	2	4	132	52	8-14	...R10...	19470	31130	32809	32137	—	—	24239	—	—	—	—	41055	24859	25399	
			144	52	10-16	...R11...	21098	32754	34439	33764	—	—	25896	—	—	—	—	42682	26543	27084	
			156	56	10-18	...R12...	24221	35881	40645	36890	—	—	29352	—	—	—	—	45807	30079	30995	
			168	56	10-18	...R13...	25960	37616	42380	38624	—	—	31119	—	—	—	—	47542	31869	32789	
			180	56	12-20	...R14...	27695	39354	44118	40361	—	—	32885	—	—	—	—	49279	33661	34583	
			192	60	12-20	...R15...	31256	45996	50758	47003	—	—	38386	—	—	—	—	53594	38928	40156	
			204	60	12-20	...R16...	33099	47841	52603	48847	—	—	40261	—	—	—	—	61380	40830	42056	
			216	60	14-22	...R17...	34944	49685	54448	50693	—	—	42135	—	—	—	—	63225	42732	43956	
			240	60	16-26	...R18...	38586	53326	58088	54333	—	—	45835	—	—	—	—	66866	46484	47711	
Video 	1	1	78	39/26	5-7	...V1...	10047	—	—	—	—	—	13723	12165	14496	13174	—	—	—		
			84	42/28	5-7	...V2...	11204	—	—	—	—	—	—	14881	13321	15654	14332	—	—	—	
			90	48/36	5-7	...V3...	13055	20620	22302	21630	15724	—	—	16733	15173	17504	16183	28951	16713	17073	
			96	48/36	5-9	...V4...	13846	21413	23093	22422	16515	—	—	17973	15966	18299	17311	29741	17532	17893	
			108	48/36	7-9	...V5...	15370	22937	24618	23946	—	—	—	—	—	—	—	31265	19112	19474	
			120	52/40	7-11	...V6...	17984	25550	27232	26560	—	21310	—	—	—	—	—	33878	21783	22144	
			132	52/40	7-11	...V7...	19618	31274	32956	32282	—	24384	—	—	—	—	—	41199	25006	25545	
	2	4	144	52/40	9-13	...V8...	21248	32908	34588	33916	—	26048	—	—	—	—	—	42831	26693	27234	
			156	56/44	9-15	...V9...	24379	36037	40801	37043	—	29509	—	—	—	—	—	45963	30233	31151	
			168	56/44	9-15	...V10...	26120	37778	42543	38787	—	31281	—	—	—	—	—	47703	32031	32951	
			180	56/44	9-15	...V11...	27864	39522	44284	40529	—	33053	—	—	—	—	—	49448	33830	34750	
			192	60/44	11-18	...V12...	31427	46168	50931	47176	—	38560	—	—	—	—	—	53768	39101	40329	
			204	60/44	11-18	...V13...	33279	48019	52783	49026	—	40438	—	—	—	—	—	61560	41008	42236	
			216	60/44	13-20	...V14...	35130	49869	54632	50877	—	42320	—	—	—	—	—	63410	42915	44142	
			240	60/44	13-22	...V15...	38775	53517	58280	54525	—	46026	—	—	—	—	—	67056	46673	47902	

! IMPORTANT:


Grain direction is along the width dimension (w) on 1-section tops and depth dimension (d) on 2-section tops.

All top sizes are nominal; actual size may vary by +/-2%.

Tables will be in multiple sections depending on size; tops may further be in multiple pieces. See listings above.

< See the Top Options on a previous page for a full range of special top and border treatments that may be applied.

See the Terms & Options section at the front of the price list for POWER-DATA solutions.





Square Metal Edge (MRBAS) 1.5th

Wood1 Top (all colors)

USM1W...



Shape	sections		w	d	Seats	Top Code	Top Only	Coda -Vee	Coda -Wire	Coda -X	Cylinder Ø	Plinth Ø	Ryvite	Spyda -T	Spyda -X	Spyda -Y	Uffizi -Loop	Zi-A Ø	Zi-D Ø	
	pcs																			
 Circle	1	1	30	Diam	3-4	...C1...	—	—	—	—	—	—	—	—	—	—	—	—	—	
			36	Diam	3-4	...C2...	—	—	—	—	—	—	—	—	—	—	—	—	—	—
			42	Diam	3-5	...C3...	—	—	—	—	—	—	—	—	—	—	—	—	—	—
			48	Diam	4-6	...C4...	—	—	—	—	—	—	—	—	—	—	—	—	—	—
			54	Diam	4-7	...C5...	—	—	—	—	—	—	—	—	—	—	—	—	—	—
			60	Diam	5-7	...C6...	—	—	—	—	—	—	—	—	—	—	—	—	—	—
	2	66	Diam	5-8	...C7...	—	—	—	—	—	—	—	—	—	—	—	—	—	—	—
		72	Diam	6-9	...C8...	—	—	—	—	—	—	—	—	—	—	—	—	—	—	—
 Square	1	1	30	30	2-4	...S1...	2367	—	—	—	—	—	4119	—	4231	—	—	—	—	
			36	36	4	...S2...	2571	—	—	—	—	—	—	4322	—	4557	—	—	—	—
			42	42	4	...S3...	2959	—	5895	—	—	—	4428	4710	—	4945	—	9097	—	—
			48	48	4-8	...S4...	3387	—	6322	—	—	—	4918	5351	—	5506	—	9525	—	—
			54	54	4-8	...S5...	3842	—	—	—	—	—	5470	—	—	6159	—	9980	—	—
			60	60	4-8	...S6...	4328	—	—	—	—	—	6050	—	—	6645	—	10465	—	—
 Rectangle	1	1	42	30	4	...R1...	3333	—	—	—	—	—	6834	—	7571	—	—	—	—	
			60	30	4-6	...R2...	3630	—	—	—	—	—	—	7132	—	7869	—	—	—	—
			72	36	4-6	...R3...	4044	11251	12853	12213	—	—	—	7548	6063	8284	7025	—	—	—
			78	39	6-8	...R4...	4302	11507	13110	12469	—	—	—	7805	6319	8540	7281	—	7732	8074
			84	42	6-8	...R5...	4576	11782	13383	12743	—	—	—	8078	6594	8814	7554	—	8035	8376
			90	48	6-8	...R6...	4991	12196	13799	13158	7530	7964	8493	7008	9229	7970	20128	8474	8818	
			96	48	6-12	...R7...	5248	12455	14057	13416	7789	8237	9176	7267	9488	8547	20387	8759	9103	
			108	48	8-12	...R8...	5718	12925	14525	13887	8260	8733	9647	7736	9957	9018	20857	9283	9628	
			120	52	8-14	...R9...	6411	13617	15219	14579	9049	9580	10342	9599	10651	9712	21551	10029	10374	
		2	132	52	8-14	...R10...	6905	18006	19607	18966	10859	11444	10833	10090	11142	11264	27459	12036	12550	
			144	52	10-16	...R11...	7395	18499	20098	19458	11349	11965	13288	10580	13751	11755	27951	12580	13095	
			156	56	10-18	...R12...	8254	19358	23893	20316	13378	13140	14147	11440	14610	13671	28811	13830	14705	
			168	56	10-18	...R13...	8768	19870	24408	20831	13893	13683	14662	11956	15125	14186	29323	14399	15274	
			180	56	12-20	...R14...	9283	20386	24923	21346	14408	14225	15177	12469	15640	14701	29838	14965	15842	
			192	60	12-20	...R15...	10230	24268	28805	25228	17062	17023	16122	14692	16586	17767	31506	17538	18706	
			204	60	12-20	...R16...	10766	24806	29341	25765	17599	17586	18622	15227	19243	18303	37699	18127	19295	
			216	60	14-22	...R17...	11303	25340	29877	26300	18135	18150	19160	15764	19777	18839	38237	18718	19885	
			240	60	16-26	...R18...	12328	26368	30903	27325	19161	19233	20184	16792	20804	19866	39262	19851	21019	
 Video	1	1	78	39/26	5-7	...V1...	4410	—	—	—	—	—	7910	6426	8647	7387	—	—	—	
			84	42/28	5-7	...V2...	4688	—	—	—	—	—	—	8188	6705	8926	7666	—	—	—
			90	48/36	5-7	...V3...	5107	12314	13915	13276	7649	—	—	8611	7125	9345	8087	20245	8591	8936
			96	48/36	5-9	...V4...	5372	12576	14179	13539	7912	—	—	9301	7388	9609	8671	20510	8883	9225
			108	48/36	7-9	...V5...	5847	13054	14653	14015	8388	—	—	9775	7866	10085	9145	20984	9412	9755
			120	52/40	7-11	...V6...	6544	13750	15352	14711	9183	9714	10474	9732	10783	9845	21683	10162	10507	
		2	132	52/40	7-11	...V7...	7042	18145	19746	19105	10997	11583	10971	10229	11280	11403	27596	12172	12687	
			144	52/40	9-13	...V8...	7540	18642	20242	19602	11494	12109	13431	10725	13895	11900	28094	12725	13238	
			156	56/44	9-15	...V9...	8404	19507	24043	20467	13528	13289	14296	11590	14761	13822	28959	13979	14853	
			168	56/44	9-15	...V10...	8923	20026	24563	20984	14047	13836	14816	12109	15280	14341	29479	14552	15427	
			180	56/44	9-15	...V11...	9443	20545	25083	21504	14567	14385	15336	12629	15800	14860	29999	15125	16001	
			192	60/44	11-18	...V12...	10396	24434	28970	25394	17229	17187	16287	14857	16752	1932	31672	17703	18874	
			204	60/44	11-18	...V13...	10936	24977	29513	25937	17770	17757	18795	15398	19413	18475	37872	18300	19467	
			216	60/44	13-20	...V14...	11477	25516	30054	26477	18310	18327	19335	15940	19953	19016	38412	18894	20062	
			240	60/44	13-22	...V15...	12509	26547	31083	27506	19341	19413	20366	16970	20983	20044	39442	20032	21200	

! IMPORTANT:


Wood grain direction is along the width dimension (w) on 1-section tops and depth dimension (d) on 2-section tops.

All top sizes are nominal; actual size may vary by +/-2%.

Tables will be in multiple sections depending on size; tops may further be in multiple pieces. See listings above.

< See the Top Options on a previous page for a full range of special top and border treatments that may be applied.

See the Terms & Options section at the front of the price list for POWER-DATA solutions.






Square Metal Edge (MRBAS) 2th
Acid-Etched Glass Top



USM2A...					...D	...E	...G	...K	...N	...P	...R	...S	...T	...U	...V	...Y	...Z						
Shape	sections	pcs	w	d	Seats	Top Code	Top Only	Coda -Vee	Coda -Wire	Coda -X	Cylinder Ø	Plinth Ø	Ryvite	Spyda -T	Spyda -X	Spyda -Y	Uffizi -Loop	Zi-A Ø	Zi-D Ø				
<p>Circle</p>	1	30	Diam	3-4	...C1...	—	—	—	—	—	—	—	—	—	—	—	—	—	—	—			
			Diam	3-4	...C2...	—	—	—	—	—	—	—	—	—	—	—	—	—	—	—	—	—	
			Diam	3-5	...C3...	—	—	—	—	—	—	—	—	—	—	—	—	—	—	—	—	—	
			Diam	4-6	...C4...	—	—	—	—	—	—	—	—	—	—	—	—	—	—	—	—	—	
			Diam	4-7	...C5...	—	—	—	—	—	—	—	—	—	—	—	—	—	—	—	—	—	
			Diam	5-7	...C6...	—	—	—	—	—	—	—	—	—	—	—	—	—	—	—	—	—	
			Diam	5-8	...C7...	—	—	—	—	—	—	—	—	—	—	—	—	—	—	—	—	—	
			Diam	6-9	...C8...	—	—	—	—	—	—	—	—	—	—	—	—	—	—	—	—	—	
<p>Square</p>	1	30	30	2-4	...S1...	4159	—	—	—	—	—	—	5999	—	6117	—	—	—	—	—			
			36	4	...S2...	5090	—	—	—	—	—	—	—	—	6928	—	7176	—	—	—	—		
			42	4	...S3...	6352	—	9435	—	—	—	7896	8190	—	—	8438	—	12798	—	—	—		
			48	4-8	...S4...	7788	—	10870	—	—	—	9394	9852	—	—	10014	—	14234	—	—	—		
			54	4-8	...S5...	9383	—	—	—	—	—	11091	—	—	—	11813	—	15827	—	—	—		
			60	4-8	...S6...	11141	—	—	—	—	—	12949	—	—	—	13572	—	17586	—	—	—		
			60	4-8	
<p>Rectangle</p>	1	42	30	4	...R1...	5857	—	—	—	—	—	—	9533	—	10308	—	—	—	—				
			60	4-6	...R2...	7148	—	—	—	—	—	—	—	—	10826	—	11599	—	—	—	—		
			72	36	4-6	...R3...	9022	16588	18271	17598	—	—	—	—	12701	11141	13472	12151	—	—	—		
			78	39	6-8	...R4...	10108	17675	19358	18684	—	—	—	—	13786	12226	14559	13235	—	13709	14071		
			84	42	6-8	...R5...	11277	18844	20524	19852	—	—	—	—	14954	13397	15728	14405	—	14907	15267		
			90	48	6-8	...R6...	13150	20717	22398	21726	15819	16273	16828	15269	17601	16279	29047	16807	17169				
			96	48	6-12	...R7...	13948	21514	23195	22521	16614	17085	18072	16066	18398	17411	29842	17634	17994				
			108	48	8-12	...R8...	15493	23059	24739	24068	18161	18659	19619	17612	19944	18957	31387	19235	19597				
			120	52	8-14	...R9...	18140	25706	27389	26717	20910	21468	22266	21486	22591	21605	34037	21939	22301				
			2	132	52	8-14	...R10...	19795	31452	33135	32462	23947	24564	23919	23142	24244	24375	41378	25183	25723			
						10-16	...R11...	21449	33109	34790	34116	25603	26248	27638	24795	28125	26029	43034	26895	27435			
						10-18	...R12...	24625	36284	41046	37291	30005	29755	30812	27970	31300	30314	46208	30478	31398			
						10-18	...R13...	26390	38047	42812	39055	31771	31549	32577	29737	33066	32079	47973	32301	33221			
						12-20	...R14...	28155	39814	44578	40821	33538	33345	34344	31502	34830	33843	49739	34122	35044			
						12-20	...R15...	31772	46513	51276	47520	38947	38903	37959	36458	38447	39687	54111	39446	40674			
						12-20	...R16...	33648	48389	53151	49395	40821	40808	41897	38332	42546	41562	61929	41377	42604			
						14-22	...R17...	35523	50265	55028	51272	42697	42714	43774	40209	44422	43436	63804	43312	44536			
						16-26	...R18...	39224	53964	58726	54971	46398	46473	47473	43908	48123	47138	67504	47124	48349			
<p>Video</p>	1	78	39/26	5-7	...V1...	10221	—	—	—	—	—	—	13897	12340	14671	13348	—	—	—				
			42/28	5-7	...V2...	11395	—	—	—	—	—	—	—	—	—	15072	13514	15846	14523	—	—		
			48/36	5-7	...V3...	13276	20841	22520	21849	15942	—	—	—	—	—	16952	15394	17726	16402	29170	16931	17292	
			48/36	5-9	...V4...	14076	21642	23324	22651	16744	—	—	—	—	—	18200	16195	18527	17542	29971	17762	18123	
			48/36	7-9	...V5...	15625	23192	24873	24203	18293	—	—	—	—	—	19752	17744	20076	19089	31522	19368	19731	
			52/40	7-11	...V6...	18280	25847	27529	26856	21050	21608	22404	21627	22731	21743	34175	22078	22440	—	—	—	—	
			2	132	52/40	7-11	...V7...	19941	31599	33281	32607	24094	24709	24067	23287	24393	24521	41526	25331	25871	—	—	—
						9-13	...V8...	21601	33261	34942	34267	25755	26400	27789	24948	28276	26181	43185	27046	27587	—	—	—
						9-15	...V9...	24782	36438	41202	37447	30162	29912	30968	28127	31456	30470	46365	30635	31556	—	—	—
						9-15	...V10...	26551	38212	42975	39220	31934	31713	32741	29898	33228	32242	48137	32464	33383	—	—	—
						9-15	...V11...	28324	39980	44744	40989	33704	33513	34510	31670	34998	34012	49906	34290	35211	—	—	—
						11-18	...V12...	31946	46686	51448	47693	39119	39077	38132	36630	38620	39859	54285	39619	40846	—	—	—
						11-18	...V13...	33828	48567	53331	49576	41003	40988	42078	38513	42726	41741	62109	41557	42785	—	—	—
						13-20	...V14...	35708	50449	55212	51455	42883	42898	43957	40392	44608	43621	63988	43495	44722	—	—	—
						13-22	...V15...	39414	54154	58919	55164	46587	46665	47664	44099	48313	47328	67696	47313	48541	—	—	—

! IMPORTANT:

Grain direction is along the width dimension (w) on 1-section tops and depth dimension (d) on 2-section tops.
 All top sizes are nominal; actual size may vary by +/-2%.
 Tables will be in multiple sections depending on size; tops may further be in multiple pieces. See listings above.
 < See the Top Options on a previous page for a full range of special top and border treatments that may be applied.
 See the Terms & Options section at the front of the price list for POWER-DATA solutions.





Square Metal Edge (MRBAS) 2th
Acid-Etched Laminated Glass Top
USM2L...

Shape	sections	pcs	w	d	Seats	Top Code	Top Only	Coda -Vee	Coda -Wire	Coda -X	Cylinder Ø	Plinth Ø	Ryvlt	Spyda -T	Spyda -X	Spyda -Y	Uffizi -Loop	Zi-A Ø	Zi-D Ø					
 Circle	1	30	Diam	3-4	...C1...	—	—	—	—	—	—	—	—	—	—	—	—	—	—	—				
					...C2...	—	—	—	—	—	—	—	—	—	—	—	—	—	—	—	—	—	—	
					...C3...	—	—	—	—	—	—	—	—	—	—	—	—	—	—	—	—	—	—	—
					...C4...	—	—	—	—	—	—	—	—	—	—	—	—	—	—	—	—	—	—	—
					...C5...	—	—	—	—	—	—	—	—	—	—	—	—	—	—	—	—	—	—	—
					...C6...	—	—	—	—	—	—	—	—	—	—	—	—	—	—	—	—	—	—	—
	2	66	Diam	5-8	...C7...	—	—	—	—	—	—	—	—	—	—	—	—	—	—	—	—			
					...C8...	—	—	—	—	—	—	—	—	—	—	—	—	—	—	—	—	—		
 Square	1	30	30	2-4	...S1...	4838	—	—	—	—	—	—	6677	—	6796	—	—	—	—	—				
					...S2...	6065	—	—	—	—	—	—	—	7904	—	8152	—	—	—	—	—	—		
					...S3...	7682	—	10764	—	—	—	—	—	9224	9520	—	9767	—	14127	—	—	—	—	
					...S4...	9525	—	12607	—	—	—	—	—	11132	11587	—	11749	—	15970	—	—	—	—	
					...S5...	11579	—	—	—	—	—	—	—	13286	—	—	14009	—	18023	—	—	—	—	
					...S6...	13852	—	—	—	—	—	—	—	15657	—	—	16282	—	20296	—	—	—	—	
 Rectangle	1	42	30	4	...R1...	6805	—	—	—	—	—	—	10482	—	11256	—	—	—	—	—				
					...R2...	8504	—	—	—	—	—	—	—	12183	—	12955	—	—	—	—	—	—	—	
					...R3...	10976	18541	20223	19549	—	—	—	—	14651	13092	15425	14102	—	—	—	—	—	—	
					...R4...	12400	19966	21647	20975	—	—	—	—	16078	14519	16851	15528	—	16001	16363	—	—	—	
					...R5...	13933	21500	23180	22511	—	—	—	—	17612	16052	18385	17062	—	17563	17925	—	—	—	
					...R6...	16405	23970	25652	24980	19072	19524	20082	18523	20855	19532	32299	20062	20424	—	—	—	—	—	
					...R7...	17418	24984	26664	25994	20086	20554	21543	19537	21870	20881	33314	21103	21465	—	—	—	—	—	
					...R8...	19397	26962	28643	27972	22065	22563	23522	21515	23847	22860	35292	23140	23501	—	—	—	—	—	
					...R9...	22841	30409	32088	31416	25611	26169	26966	26187	27292	26305	38737	26639	27002	—	—	—	—	—	
					...R10...	24965	36624	38304	37631	29117	29733	29091	28310	29417	29544	46550	30355	30894	—	—	—	—	—	
					...R11...	27090	38748	40431	39756	31242	31889	33279	30436	33765	31670	48674	32535	33076	—	—	—	—	—	
					...R12...	31205	42861	47627	43871	36585	36336	37393	34552	37880	36893	52788	37061	37980	—	—	—	—	—	
					...R13...	33474	45134	49898	46143	38858	38636	39664	36823	40152	39165	55059	39386	40306	—	—	—	—	—	
					...R14...	35746	47404	52168	48414	41127	40935	41935	39091	42422	41435	57329	41713	42633	—	—	—	—	—	
					...R15...	40446	55188	59952	56197	47623	47580	46636	45133	47124	48362	62788	48122	49349	—	—	—	—	—	
					...R16...	42866	57607	62370	58614	50039	50026	51115	47550	51766	50781	71147	50595	51823	—	—	—	—	—	
					...R17...	45284	60024	64789	61032	52458	52476	53534	49969	54183	53200	73565	53071	54297	—	—	—	—	—	
					...R18...	50068	64809	69573	65818	57243	57319	58318	54755	58968	57983	78349	57968	59195	—	—	—	—	—	
 Video	1	78	39/26	5-7	...V1...	12511	—	—	—	—	—	—	16190	14630	16961	15640	—	—	—					
					...V2...	14052	—	—	—	—	—	—	—	17730	16170	18502	17181	—	—	—	—	—		
					...V3...	16527	24094	25775	25102	19195	—	—	—	20206	18646	20978	19655	32422	20184	20548	—	—		
					...V4...	17546	25113	26793	26121	20213	—	—	—	21671	19664	21997	21010	33441	21234	21592	—	—		
					...V5...	19530	27095	28777	28106	22198	—	—	—	23656	21648	23981	22995	35427	23272	23634	—	—		
					...V6...	22979	30546	32227	31557	25749	26307	27105	26326	27431	26443	38876	26779	27142	—	—	—	—	—	
					...V7...	25111	36769	38450	37777	29263	29879	29236	28456	29563	29690	46695	30500	31041	—	—	—	—	—	
					...V8...	27239	38899	40579	39907	31392	32039	33429	30586	33916	31819	48824	32685	33225	—	—	—	—	—	
					...V9...	31360	43017	47784	44027	36741	36491	37550	34706	38037	37049	52944	37217	38133	—	—	—	—	—	
					...V10...	33637	45297	50061	46303	39018	38798	39827	36983	40314	39326	55223	39549	40468	—	—	—	—	—	
					...V11...	35914	47572	52336	48579	41294	41103	42102	39259	42588	41603	57499	41881	42800	—	—	—	—	—	
					...V12...	40621	55363	60126	56372	47796	47755	46810	45306	47297	48536	62962	48295	49522	—	—	—	—	—	
					...V13...	43043	57784	62550	58794	50218	50206	51296	47730	51943	50958	71326	50775	52000	—	—	—	—	—	
					...V14...	45467	60209	64973	61217	52643	52659	53720	50153	54368	53383	73751	53257	54481	—	—	—	—	—	
					...V15...	50261	65001	69762	66008	57434	57509	58509	54944	59158	58173	78541	58160	59385	—	—	—	—	—	

! IMPORTANT:


Wood grain direction is along the width dimension (w) on 1-section tops and depth dimension (d) on 2-section tops.

All top sizes are nominal; actual size may vary by +/-2%.

Tables will be in multiple sections depending on size; tops may further be in multiple pieces. See listings above.

< See the Top Options on a previous page for a full range of special top and border treatments that may be applied.

See the Terms & Options section at the front of the price list for POWER-DATA solutions.





Square Metal Edge (MRBAS) 2th

Back-Painted Glass Top

USM2B...

Shape	sections		w	d	Seats	Top Code	Top Only	Coda -Vee	Coda -Wire	Coda -X	Cylinder Ø	Plinth Ø	Ryvite	Spyda -T	Spyda -X	Spyda -Y	Uffizi -Loop	Zi-A Ø	Zi-D Ø	
	pcs																			
Circle	1	1	30	Diam	3-4	...C1...	—	—	—	—	—	—	—	—	—	—	—	—	—	
			36	Diam	3-4	...C2...	—	—	—	—	—	—	—	—	—	—	—	—	—	
			42	Diam	3-5	...C3...	—	—	—	—	—	—	—	—	—	—	—	—	—	
			48	Diam	4-6	...C4...	—	—	—	—	—	—	—	—	—	—	—	—	—	
			54	Diam	4-7	...C5...	—	—	—	—	—	—	—	—	—	—	—	—	—	
			60	Diam	5-7	...C6...	—	—	—	—	—	—	—	—	—	—	—	—	—	
	2	66	Diam	5-8	...C7...	—	—	—	—	—	—	—	—	—	—	—	—	—		
		72	Diam	6-9	...C8...	—	—	—	—	—	—	—	—	—	—	—	—	—		
Square	1	1	30	30	2-4	...S1...	3908	—	—	—	—	—	5745	—	5864	—	—	—	—	
			36	36	4	...S2...	4727	—	—	—	—	—	6566	—	6812	—	—	—	—	
			42	42	4	...S3...	5859	—	8941	—	—	7402	7697	—	7945	—	12304	—	—	
			48	48	4-8	...S4...	7142	—	10226	—	—	8751	9204	—	9368	—	13587	—	—	
			54	54	4-8	...S5...	8565	—	—	—	—	10272	—	—	10997	—	15010	—	—	
			60	60	4-8	...S6...	10132	—	—	—	—	11940	—	—	12564	—	16577	—	—	
Rectangle	1	1	42	30	4	...R1...	5505	—	—	—	—	—	9181	—	9955	—	—	—	—	
			60	30	4-6	...R2...	6646	—	—	—	—	—	10322	—	11095	—	—	—	—	
			72	36	4-6	...R3...	8296	15862	17544	16871	—	—	11972	10414	12745	11422	—	—	—	
			78	39	6-8	...R4...	9256	16824	18503	17833	—	—	12933	11376	13707	12384	—	12858	13219	
			84	42	6-8	...R5...	10289	17854	19537	18863	—	—	13966	12407	14738	13416	—	13919	14278	
			90	48	6-8	...R6...	11940	19507	21187	20515	14608	15063	15618	14059	16391	15068	27836	15596	15958	
			96	48	6-12	...R7...	12656	20224	21905	21234	15324	15794	16782	14775	17108	16121	28552	16342	16704	
			108	48	8-12	...R8...	14040	21606	23287	22616	16709	17206	18165	16159	18492	17503	29937	17783	18145	
		2	2	120	52	8-14	...R9...	16393	23959	25640	24968	19161	19719	20516	19737	20842	19855	32287	20189	20552
				132	52	8-14	...R10...	17872	29531	31210	30536	22024	22640	21997	21217	22321	22451	39456	23261	23801
				144	52	10-16	...R11...	19350	31011	32691	32017	23504	24151	25539	22696	26027	23931	40935	24795	25337
				156	56	10-18	...R12...	22176	33836	38598	34842	27559	27306	28364	25522	28851	27865	43760	28032	28951
				168	56	10-18	...R13...	23753	35412	40176	36420	29135	28912	29941	27099	30428	29442	45338	29665	30585
				180	56	12-20	...R14...	25331	36988	41753	37995	30713	30519	31517	28678	32006	31018	46914	31296	32219
				192	60	12-20	...R15...	28542	43284	48047	44291	35717	35676	34731	33228	35218	36458	50883	36217	37443
				204	60	12-20	...R16...	30217	44960	49722	45968	37393	37380	38468	34902	39118	38132	58499	37948	39174
				216	60	14-22	...R17...	31892	46634	51395	47640	39066	39083	40142	36577	40791	39805	60173	39678	40905
				240	60	16-26	...R18...	35190	49929	54693	50938	42364	42438	43439	39875	44089	43102	63470	43089	44314
Video	1	1	78	39/26	5-7	...V1...	9368	—	—	—	—	—	13044	11486	13817	12496	—	—	—	
			84	42/28	5-7	...V2...	10407	—	—	—	—	—	—	14084	12526	14857	13534	—	—	—
			90	48/36	5-7	...V3...	12066	19631	21310	20639	14732	—	—	15740	14184	16515	15191	27960	15721	16082
			96	48/36	5-9	...V4...	12786	20351	22033	21361	15454	—	—	16911	14904	17237	16250	28681	16471	16831
			108	48/36	7-9	...V5...	14173	21739	23421	22749	16840	—	—	18300	16291	18622	17638	30068	17916	18277
		2	2	120	52/40	7-11	...V6...	16532	24098	25780	25109	19302	19858	20659	19879	20982	19996	32426	20330	20693
				132	52/40	7-11	...V7...	18016	29676	31356	30684	22170	22786	22143	21362	22465	22597	39601	23405	23946
				144	52/40	9-13	...V8...	19503	31161	32841	32169	23656	24300	25690	22848	26178	24082	41087	24948	25486
				156	56/44	9-15	...V9...	22335	33992	38757	34999	27717	27463	28522	25682	29009	28022	43918	28189	29108
				168	56/44	9-15	...V10...	23916	35573	40336	36582	29296	29076	30103	27262	30590	29603	45498	29828	30747
				180	56/44	9-15	...V11...	25500	37157	41920	38164	30878	30688	31686	28844	32173	31186	47082	31465	32385
				192	60/44	11-18	...V12...	28716	43458	48221	44465	35890	35850	34905	33402	35391	36631	51057	36391	37617
				204	60/44	11-18	...V13...	30397	45136	49902	46145	37570	37557	38647	35082	39294	38312	58679	38127	39354
				216	60/44	13-20	...V14...	32077	46816	51581	47824	39251	39265	40325	36761	40977	39990	60357	39863	41091
				240	60/44	13-22	...V15...	35378	50120	54882	51126	42552	42629	43629	40063	44277	43291	63659	43277	44505

! IMPORTANT:


Grain direction is along the width dimension (w) on 1-section tops and depth dimension (d) on 2-section tops.

All top sizes are nominal; actual size may vary by +/-2%.

Tables will be in multiple sections depending on size; tops may further be in multiple pieces. See listings above.

< See the Top Options on a previous page for a full range of special top and border treatments that may be applied.

See the Terms & Options section at the front of the price list for POWER-DATA solutions.






Square Metal Edge (MRBAS) 2th
Acrylic Solid Surface Top: Avonite® Polaris
USM2C...

Shape	sections		w	d	Seats	Top Code	Top Only	Coda -Vee	Coda -Wire	Coda -X	Cylinder Ø	Plinth Ø	Ryvite	Spyda -T	Spyda -X	Spyda -Y	Uffizi -Loop	Zi-A Ø	Zi-D Ø	
	pcs																			
 Circle	1	1	30	Diam	3-4	...C1...	—	—	—	—	—	—	—	—	—	—	—	—	—	
			36	Diam	3-4	...C2...	—	—	—	—	—	—	—	—	—	—	—	—	—	—
			42	Diam	3-5	...C3...	—	—	—	—	—	—	—	—	—	—	—	—	—	—
			48	Diam	4-6	...C4...	—	—	—	—	—	—	—	—	—	—	—	—	—	—
			54	Diam	4-7	...C5...	—	—	—	—	—	—	—	—	—	—	—	—	—	—
		60	Diam	5-7	...C6...	—	—	—	—	—	—	—	—	—	—	—	—	—	—	—
	2	1	66	Diam	5-8	...C7...	—	—	—	—	—	—	—	—	—	—	—	—	—	—
		2	72	Diam	6-9	...C8...	—	—	—	—	—	—	—	—	—	—	—	—	—	—
 Square	1	1	30	30	2-4	...S1...	3323	—	—	—	—	—	5162	—	5278	—	—	—	—	
			1	36	36	4	...S2...	3886	—	—	—	—	—	5725	—	5972	—	—	—	—
			1	42	42	4	...S3...	4715	—	7797	—	—	6257	6553	—	6800	—	11160	—	—
			1	48	48	4-8	...S4...	5648	—	8729	—	—	7255	7711	—	7872	—	12094	—	—
			1	54	54	4-8	...S5...	6670	—	—	—	—	8381	—	—	9104	—	13116	—	—
			1	60	60	4-8	...S6...	7795	—	—	—	—	9603	—	—	10228	—	14241	—	—
 Rectangle	1	1	42	30	4	...R1...	4686	—	—	—	—	—	8362	—	9136	—	—	—	—	
			1	60	30	4-6	...R2...	5477	—	—	—	—	—	9153	—	9927	—	—	—	—
			1	72	36	4-6	...R3...	6613	14180	15861	15189	—	—	10290	8732	11064	9742	—	—	—
			1	78	39	6-8	...R4...	7282	14849	16528	15857	—	—	10959	9400	11733	10409	—	10885	11245
			1	84	42	6-8	...R5...	7999	15565	17246	16575	—	—	11676	10118	12450	11127	—	11629	11989
			1	90	48	6-8	...R6...	9136	16701	18384	17710	11804	12257	12813	11254	13586	12263	25030	12794	13155
			1	96	48	6-12	...R7...	9664	17231	18912	18242	12333	12801	13790	11783	14115	13130	25561	13350	13713
			1	108	48	8-12	...R8...	10675	18242	19922	19250	13343	13840	14798	12794	15125	14138	26570	14416	14778
			1	120	52	8-14	...R9...	12341	19907	21587	20916	15109	15669	16466	15685	16793	15804	28237	16139	16499
		2	2	132	52	8-14	...R10...	13416	25074	26756	26083	17570	18185	17543	16764	17867	17997	34999	18804	19346
			2	144	52	10-16	...R11...	14492	26149	27832	27156	18644	19289	20678	17836	21165	19071	36075	19936	20476
			2	156	56	10-18	...R12...	16504	28164	32926	29171	21885	21635	22693	19851	23179	22192	38089	22361	23279
			2	168	56	10-18	...R13...	17646	29305	34068	30313	23028	22807	23834	20993	24322	23335	39229	23555	24478
			2	180	56	12-20	...R14...	18787	30445	35209	31452	24169	23976	24974	22132	25461	24476	40372	24754	25673
			2	192	60	12-20	...R15...	21065	35804	40567	36812	28239	28196	27251	25749	27740	28980	43404	28739	29967
			2	204	60	12-20	...R16...	22271	37011	41775	38018	29446	29430	30520	26956	31169	30185	50552	30000	31228
			2	216	60	14-22	...R17...	23479	38218	42982	39227	30653	30669	31729	28164	32377	31392	51760	31265	32492
			2	240	60	16-26	...R18...	25841	40581	45345	41589	33014	33090	34090	30526	34740	33755	54122	33740	34967
 Video	1	1	78	39/26	5-7	...V1...	7391	—	—	—	—	—	11069	9509	11842	10520	—	—	—	
			1	84	42/28	5-7	...V2...	8116	—	—	—	—	—	11794	10234	12566	11245	—	—	—
			1	90	48/36	5-7	...V3...	9258	16825	18505	17834	11926	—	12934	11377	13708	12386	25153	12916	13278
			1	96	48/36	5-9	...V4...	9794	17359	19041	18369	12461	—	13919	11912	14245	13258	25689	13479	13840
			1	108	48/36	7-9	...V5...	10808	18373	20056	19382	13476	—	14932	12926	15257	14272	26702	14550	14911
			1	120	52/40	7-11	...V6...	12481	20048	21730	21058	15251	15808	16607	15827	16931	15945	28378	16280	16641
		2	2	132	52/40	7-11	...V7...	13562	25220	26901	26228	17714	18331	17686	16909	18012	18140	35144	18949	19491
			2	144	52/40	9-13	...V8...	14642	26300	27982	27307	18795	19439	20830	17987	21318	19221	36226	20087	20627
			2	156	56/44	9-15	...V9...	16663	28322	33084	29328	22043	21792	22850	20008	23337	22350	38246	22517	23435
			2	168	56/44	9-15	...V10...	17808	29466	34230	30473	23190	22968	23996	21155	24482	23495	39392	23719	24639
			2	180	56/44	9-15	...V11...	18955	30614	35377	31621	24336	24146	25143	22301	25630	24643	40537	24922	25842
			2	192	60/44	11-18	...V12...	21240	35979	40743	36986	28413	28369	27426	25923	27912	29152	43579	28911	30140
			2	204	60/44	11-18	...V13...	22451	37191	41955	38199	29625	29611	30700	27136	31350	30363	50731	30180	31408
			2	216	60/44	13-20	...V14...	23663	38403	43168	39411	30836	30853	31912	28349	32563	31577	51943	31450	32676
			2	240	60/44	13-22	...V15...	26030	40772	45536	41778	33206	33281	34282	30717	34930	33946	54313	33929	35159

! IMPORTANT:

Wood grain direction is along the width dimension (w) on 1-section tops and depth dimension (d) on 2-section tops. All top sizes are nominal; actual size may vary by +/-2%.
 Tables will be in multiple sections depending on size; tops may further be in multiple pieces. See listings above.
 < See the Top Options on a previous page for a full range of special top and border treatments that may be applied.
 See the Terms & Options section at the front of the price list for POWER-DATA solutions.





Square Metal Edge (MRBAS) 2th

Faux Leather Top (Silex-all colors)

USM2F...



Shape	sections		w	d	Seats	Top Code	...D	...E	...G	...K	...N	...P	...R	...S	...T	...U	...V	...Y	...Z	
	pcs						Top Only	Coda -Vee	Coda -Wire	Coda -X	Cylinder Ø	Plinth Ø	Ryvlt	Spyda -T	Spyda -X	Spyda -Y	Uffizi -Loop	Zi-A Ø	Zi-D Ø	
Circle	1	1	30	Diam	3-4	...C1...	—	—	—	—	—	—	—	—	—	—	—	—	—	
			36	Diam	3-4	...C2...	—	—	—	—	—	—	—	—	—	—	—	—	—	—
			42	Diam	3-5	...C3...	—	—	—	—	—	—	—	—	—	—	—	—	—	—
			48	Diam	4-6	...C4...	—	—	—	—	—	—	—	—	—	—	—	—	—	—
			54	Diam	4-7	...C5...	—	—	—	—	—	—	—	—	—	—	—	—	—	—
			60	Diam	5-7	...C6...	—	—	—	—	—	—	—	—	—	—	—	—	—	—
	2	66	Diam	5-8	...C7...	—	—	—	—	—	—	—	—	—	—	—	—	—	—	—
		72	Diam	6-9	...C8...	—	—	—	—	—	—	—	—	—	—	—	—	—	—	—
Square	1	1	30	30	2-4	...S1...	2614	—	—	—	—	—	4454	—	4573	—	—	—	—	
			36	36	4	...S2...	2869	—	—	—	—	—	—	4706	—	4953	—	—	—	—
			42	42	4	...S3...	3327	—	6410	—	—	—	4870	5166	—	5413	—	9773	—	—
			48	48	4-8	...S4...	3837	—	6919	—	—	—	5443	5900	—	6060	—	10282	—	—
			54	54	4-8	...S5...	4381	—	—	—	—	—	6088	—	—	6810	—	10825	—	—
			60	60	4-8	...S6...	4963	—	—	—	—	—	6773	—	—	7395	—	11409	—	—
Rectangle	1	1	42	30	4	...R1...	3694	—	—	—	—	—	7372	—	8145	—	—	—	—	
			60	30	4-6	...R2...	4061	—	—	—	—	—	—	7740	—	8511	—	—	—	—
			72	36	4-6	...R3...	4576	12141	13825	13152	—	—	—	8254	6694	9026	7705	—	—	—
			78	39	6-8	...R4...	4890	12456	14136	13465	—	—	—	8566	7008	9340	8017	—	8491	8849
			84	42	6-8	...R5...	5225	12793	14472	13802	—	—	—	8902	7345	9677	8353	—	8856	9217
			90	48	6-8	...R6...	5738	13306	14986	14314	8407	8860	9416	7857	10190	8867	21634	9394	9757	
			96	48	6-12	...R7...	6044	13610	15289	14619	8710	9178	10167	8160	10493	9506	21938	9728	10089	
			108	48	8-12	...R8...	6597	14163	15846	15173	9265	9765	10723	8716	11047	10062	22491	10342	10702	
			120	52	8-14	...R9...	7436	15001	16683	16009	10204	10762	11559	10780	11885	10898	23330	11233	11594	
	2	4	132	52	8-14	...R10...	8018	19677	21358	20685	12170	12788	12142	11365	12469	12598	29601	13406	13948	
			144	52	10-16	...R11...	8601	20261	21942	21270	12756	13401	14791	11949	15279	13182	30186	14047	14587	
			156	56	10-18	...R12...	9636	21297	26059	22305	15019	14767	15826	12983	16312	15325	31221	15493	16411	
			168	56	10-18	...R13...	10250	21907	26671	22915	15628	15409	16437	13594	16925	15939	31833	16160	17080	
			180	56	12-20	...R14...	10863	22519	27286	23527	16244	16051	17050	14208	17536	16551	32446	16829	17749	
			192	60	12-20	...R15...	12008	26748	31511	27755	19183	19138	18195	16693	18682	19922	34348	19681	20909	
			204	60	12-20	...R16...	12648	27389	32151	28395	19822	19809	20898	17332	21548	20560	40928	20377	21605	
			216	60	14-22	...R17...	13288	28027	32794	29036	20462	20480	21539	17974	22187	21203	41569	21074	22301	
			240	60	16-26	...R18...	14519	29259	34022	30267	21694	21768	22767	19204	23417	22432	42799	22418	23644	
Video	1	1	78	39/26	5-7	...V1...	5001	—	—	—	—	—	8678	7119	9451	8129	—	—	—	
			84	42/28	5-7	...V2...	5343	—	—	—	—	—	—	9019	7462	9793	8471	—	—	—
			90	48/36	5-7	...V3...	5863	13429	15109	14438	8531	—	—	9540	7982	10314	8991	21758	9520	9882
	2	1	96	48/36	5-9	...V4...	6172	13737	15419	14747	8840	—	—	10295	8290	10622	9634	22067	9858	10218
			108	48/36	7-9	...V5...	6732	14299	15979	15309	9400	—	—	10859	8849	11183	10196	22628	10475	10837
			120	52/40	7-11	...V6...	7576	15141	16824	16151	10345	10902	11700	10922	12025	11039	23470	11374	11736	
			132	52/40	7-11	...V7...	8165	19824	21504	20831	12317	12933	12290	11510	12617	12744	29750	13555	14094	
			144	52/40	9-13	...V8...	8755	20412	22094	21419	12906	13553	14941	12101	15428	13334	30338	14199	14738	
			156	56/44	9-15	...V9...	9794	21452	26216	22459	15174	14924	15981	13140	16468	15482	31378	15649	16568	
			168	56/44	9-15	...V10...	10410	22070	26834	23078	15792	15571	16599	13757	17086	16100	31995	16322	17242	
			180	56/44	9-15	...V11...	11031	22689	27451	23695	16411	16220	17217	14377	17705	16717	32614	16998	17918	
			192	60/44	11-18	...V12...	12183	26923	31686	27930	19358	19313	18369	16866	18857	20096	34524	19855	21083	
			204	60/44	11-18	...V13...	12828	27567	32333	28576	20003	19987	21078	17514	21728	20742	41109	20557	21786	
			216	60/44	13-20	...V14...	13472	28213	32977	29223	20646	20665	21723	18157	22372	21387	41754	21259	22485	
			240	60/44	13-22	...V15...	14708	29450	34212	30458	21883	21960	22960	19395	23608	22623	42988	22608	23836	

! IMPORTANT:


Grain direction is along the width dimension (w) on 1-section tops and depth dimension (d) on 2-section tops.

All top sizes are nominal; actual size may vary by +/-2%.

Tables will be in multiple sections depending on size; tops may further be in multiple pieces. See listings above.

< See the Top Options on a previous page for a full range of special top and border treatments that may be applied.

See the Terms & Options section at the front of the price list for POWER-DATA solutions.





Square Metal Edge (MRBAS) 2th
HPL Top (Formica® 949 White)
USM2H...



Shape	sections		w	d	Seats	Top Code	...D	...E	...G	...K	...N	...P	...R	...S	...T	...U	...V	...Y	...Z		
	pcs						Top Only	Coda -Vee	Coda -Wire	Coda -X	Cylinder Ø	Plinth Ø	Ryvite	Spyda -T	Spyda -X	Spyda -Y	Uffizi -Loop	Zi-A Ø	Zi-D Ø		
 Circle	1	1	30	Diam	3-4	...C1...	—	—	—	—	—	—	—	—	—	—	—	—	—		
				36	Diam	3-4	...C2...	—	—	—	—	—	—	—	—	—	—	—	—	—	
				42	Diam	3-5	...C3...	—	—	—	—	—	—	—	—	—	—	—	—	—	
				48	Diam	4-6	...C4...	—	—	—	—	—	—	—	—	—	—	—	—	—	
				54	Diam	4-7	...C5...	—	—	—	—	—	—	—	—	—	—	—	—	—	
				60	Diam	5-7	...C6...	—	—	—	—	—	—	—	—	—	—	—	—	—	
	2	1	66	Diam	5-8	...C7...	—	—	—	—	—	—	—	—	—	—	—	—	—	—	
				72	Diam	6-9	...C8...	—	—	—	—	—	—	—	—	—	—	—	—	—	
 Square	1	1	30	30	2-4	...S1...	2546	—	—	—	—	—	4384	—	4502	—	—	—	—		
				36	36	4	...S2...	2766	—	—	—	—	—	4605	—	4851	—	—	—	—	
				42	42	4	...S3...	3190	—	6274	—	—	4731	5028	—	5275	—	9634	—	—	
				48	48	4-8	...S4...	3656	—	6740	—	—	5264	5718	—	5880	—	10101	—	—	
				54	54	4-8	...S5...	4152	—	—	—	—	5862	—	—	6584	—	10597	—	—	
				60	60	4-8	...S6...	4685	—	—	—	—	6493	—	—	7115	—	11128	—	—	
 Rectangle	1	1	42	30	4	...R1...	3597	—	—	—	—	—	7273	—	8047	—	—	—	—		
				60	30	4-6	...R2...	3922	—	—	—	—	—	7599	—	8371	—	—	—	—	
				72	36	4-6	...R3...	4374	11940	13621	12949	—	—	8050	6493	8824	7500	—	—	—	
				78	39	6-8	...R4...	4654	12220	13900	13229	—	—	8329	6773	9104	7781	—	8255	8616	
				84	42	6-8	...R5...	4950	12516	14198	13526	—	—	8626	7069	9400	8078	—	8582	8940	
				90	48	6-8	...R6...	5403	12969	14650	13978	8071	8526	9079	7522	9853	8531	21298	9059	9421	
				96	48	6-12	...R7...	5684	13252	14931	14259	8352	8819	9808	7802	10135	9146	21580	9370	9732	
				108	48	8-12	...R8...	6196	13761	15443	14771	8864	9361	10320	8314	10646	9659	22090	9937	10299	
				120	52	8-14	...R9...	6949	14517	16196	15525	9718	10277	11074	10294	11400	10411	22845	10748	11109	
		2	2	132	52	8-14	...R10...	7485	19143	20824	20151	11638	12253	11611	10832	11935	12066	29067	12873	13413	
					144	52	10-16	...R11...	8020	19679	21359	20687	12171	12819	14208	11366	14695	12599	29603	13465	14005
					156	56	10-18	...R12...	8957	20614	25381	21623	14337	14087	15144	12303	15632	14646	30542	14811	15730
					168	56	10-18	...R13...	9516	21175	25939	22184	14898	14677	15705	12862	16193	15206	31101	15427	16348
					180	56	12-20	...R14...	10077	21734	26499	22742	15457	15265	16263	13424	16752	15765	31659	16043	16965
					192	60	12-20	...R15...	11110	25852	30615	26858	18284	18243	17298	15795	17786	19025	33451	18785	20011
					204	60	12-20	...R16...	11696	26436	31200	27445	18871	18857	19947	16381	20596	19609	39977	19426	20653
					216	60	14-22	...R17...	12280	27020	31785	28027	19455	19470	20529	16966	21181	20195	40561	20067	21295
					240	60	16-26	...R18...	13399	28139	32904	29146	20572	20648	21648	18084	22299	21311	41679	21298	22524
 Video	1	1	78	39/26	5-7	...V1...	4763	—	—	—	—	—	8442	6882	9215	7893	—	—	—		
				84	42/28	5-7	...V2...	5068	—	—	—	—	—	8745	7185	9519	8196	—	—	—	
				90	48/36	5-7	...V3...	5527	13092	14774	14102	8195	—	9203	7645	9977	8654	21422	9185	9545	
				96	48/36	5-9	...V4...	5814	13378	15062	14387	8480	—	9937	7930	10263	9277	21707	9500	9859	
				108	48/36	7-9	...V5...	6330	13894	15576	14904	8997	—	10453	8447	10779	9793	22223	10071	10433	
				120	52/40	7-11	...V6...	7089	14655	16338	15667	9859	10416	11215	10435	11539	10553	22984	10889	11250	
		2	2	132	52/40	7-11	...V7...	7630	19288	20970	20296	11782	12399	11754	10977	12080	12209	29213	13018	13558	
					144	52/40	9-13	...V8...	8172	19829	21511	20838	12324	12971	14359	11519	14847	12750	29755	13616	14157
					156	56/44	9-15	...V9...	9114	20772	25537	21781	14495	14245	15302	12460	15790	14803	30697	14968	15887
					168	56/44	9-15	...V10...	9679	21337	26101	22344	15062	14839	15866	13024	16353	15367	31263	15590	16510
					180	56/44	9-15	...V11...	10245	21903	26665	22911	15625	15433	16432	13591	16919	15933	31828	16212	17131
					192	60/44	11-18	...V12...	11285	26025	30788	27033	18458	18417	17471	15970	17958	19197	33625	18959	20184
					204	60/44	11-18	...V13...	11874	26615	31379	27622	19049	19034	20124	16559	20774	19790	40156	19604	20831
					216	60/44	13-20	...V14...	12465	27205	31968	28213	19638	19655	20715	17151	21363	20378	40746	20252	21477
					240	60/44	13-22	...V15...	13587	28328	33091	29336	20761	20838	21840	18273	22487	21501	41868	21486	22714

! IMPORTANT:


Wood grain direction is along the width dimension (w) on 1-section tops and depth dimension (d) on 2-section tops.


All top sizes are nominal; actual size may vary by +/-2%.

Tables will be in multiple sections depending on size; tops may further be in multiple pieces. See listings above.

< See the Top Options on a previous page for a full range of special top and border treatments that may be applied.

See the Terms & Options section at the front of the price list for POWER-DATA solutions.





Square Metal Edge (MRBAS) 2th

Marble Top (Carrara Marble)

USM2M...



Shape	sections				Top Code	Top Only	Coda -Vee	Coda -Wire	Coda -X	Cylinder Ø	Plinth Ø	Ryvite	Spyda -T	Spyda -X	Spyda -Y	Uffizi -Loop	Zi-A Ø	Zi-D Ø		
	pcs	w	d	Seats																
 Circle	1	30	Diam	3-4	...C1...	—	—	—	—	—	—	—	—	—	—	—	—	—		
		36	Diam	3-4	...C2...	—	—	—	—	—	—	—	—	—	—	—	—	—	—	
		42	Diam	3-5	...C3...	—	—	—	—	—	—	—	—	—	—	—	—	—	—	
		48	Diam	4-6	...C4...	—	—	—	—	—	—	—	—	—	—	—	—	—	—	
		54	Diam	4-7	...C5...	—	—	—	—	—	—	—	—	—	—	—	—	—	—	
		60	Diam	5-7	...C6...	—	—	—	—	—	—	—	—	—	—	—	—	—	—	
	2	66	Diam	5-8	...C7...	—	—	—	—	—	—	—	—	—	—	—	—	—	—	
		72	Diam	6-9	...C8...	—	—	—	—	—	—	—	—	—	—	—	—	—	—	
 Square	1	30	30	2-4	...S1...	4838	—	—	—	—	—	6677	—	6796	—	—	—	—		
		36	36	4	...S2...	6065	—	—	—	—	—	—	7904	—	8152	—	—	—	—	
		42	42	4	...S3...	7682	—	10764	—	—	—	9224	9520	—	9767	—	14127	—	—	
		48	48	4-8	...S4...	9525	—	12607	—	—	—	11132	11587	—	11749	—	15970	—	—	
		54	54	4-8	...S5...	11579	—	—	—	—	—	13286	—	—	14009	—	18023	—	—	
		60	60	4-8	...S6...	13852	—	—	—	—	—	15657	—	—	16282	—	20296	—	—	
 Rectangle	1	42	30	4	...R1...	6805	—	—	—	—	—	10482	—	11256	—	—	—	—		
		60	30	4-6	...R2...	8504	—	—	—	—	—	—	12183	—	12955	—	—	—	—	
		72	36	4-6	...R3...	10976	18541	20223	19549	—	—	—	14651	13092	15425	14102	—	—	—	
		78	39	6-8	...R4...	12400	19966	21647	20975	—	—	—	16078	14519	16851	15528	—	16001	16363	
		84	42	6-8	...R5...	13933	21500	23180	22511	—	—	—	17612	16052	18385	17062	—	17563	17925	
		90	48	6-8	...R6...	16405	23970	25652	24980	19072	19524	20082	18523	20855	19532	32299	20062	20424		
		96	48	6-12	...R7...	17418	24984	26664	25994	20086	20554	21543	19537	21870	20881	33314	21103	21465		
		108	48	8-12	...R8...	19397	26962	28643	27972	—	—	—	—	—	—	—	35292	23140	23501	
		120	52	8-14	...R9...	22841	30409	32088	31416	—	—	—	—	—	—	—	38737	26639	27002	
		2	4	132	52	8-14	...R10...	24965	36624	38304	37631	—	—	—	—	—	46550	30355	30894	
			4	144	52	10-16	...R11...	27090	38748	40431	39756	—	—	—	—	—	48674	32535	33076	
		4	156	56	10-18	...R12...	31205	42861	47627	43871	—	—	—	—	—	—	52788	37061	37980	
		4	168	56	10-18	...R13...	33474	45134	49898	46143	—	—	—	—	—	—	55059	39386	40306	
		4	180	56	12-20	...R14...	35746	47404	52168	48414	—	—	—	—	—	—	57329	41713	42633	
		4	192	60	12-20	...R15...	40446	55188	59952	56197	—	—	—	—	—	—	62788	48122	49349	
		6	204	60	12-20	...R16...	42866	57607	62370	58614	—	—	—	—	—	—	71147	50595	51823	
		6	216	60	14-22	...R17...	45284	60024	64789	61032	—	—	—	—	—	—	73565	53071	54297	
		6	240	60	16-26	...R18...	50068	64809	69573	65818	—	—	—	—	—	—	78349	57968	59195	
 Video	1	78	39/26	5-7	...V1...	12511	—	—	—	—	—	16190	14630	16961	15640	—	—	—		
		84	42/28	5-7	...V2...	14052	—	—	—	—	—	—	17730	16170	18502	17181	—	—	—	
		90	48/36	5-7	...V3...	16527	24094	25775	25102	19195	—	—	20206	18646	20978	19655	32422	20184	20548	
		96	48/36	5-9	...V4...	17546	25113	26793	26121	20213	—	—	21671	19664	21997	21010	33441	21234	21592	
		108	48/36	7-9	...V5...	19530	27095	28777	28106	—	—	—	—	—	—	—	35427	23272	23634	
		120	52/40	7-11	...V6...	22979	30546	32227	31557	—	—	26307	—	—	—	—	38876	26779	27142	
		2	4	132	52/40	7-11	...V7...	25111	36769	38450	37777	—	—	—	—	—	—	46695	30500	31041
			4	144	52/40	9-13	...V8...	27239	38899	40579	39907	—	—	—	—	—	—	48824	32685	33225
		4	156	56/44	9-15	...V9...	31360	43017	47784	44027	—	—	—	—	—	—	52944	37217	38133	
		4	168	56/44	9-15	...V10...	33637	45297	50061	46303	—	—	—	—	—	—	55223	39549	40468	
		4	180	56/44	9-15	...V11...	35914	47572	52336	48579	—	—	—	—	—	—	57499	41881	42800	
		4	192	60/44	11-18	...V12...	40621	55363	60126	56372	—	—	—	—	—	—	62962	48295	49522	
		6	204	60/44	11-18	...V13...	43043	57784	62550	58794	—	—	—	—	—	—	71326	50775	52000	
		6	216	60/44	13-20	...V14...	45467	60209	64973	61217	—	—	—	—	—	—	73751	53257	54481	
		6	240	60/44	13-22	...V15...	50261	65001	69762	66008	—	—	—	—	—	—	78541	58160	59385	

! IMPORTANT:


Grain direction is along the width dimension (w) on 1-section tops and depth dimension (d) on 2-section tops.


All top sizes are nominal; actual size may vary by +/-2%.

Tables will be in multiple sections depending on size; tops may further be in multiple pieces. See listings above.

< See the Top Options on a previous page for a full range of special top and border treatments that may be applied.

See the Terms & Options section at the front of the price list for POWER-DATA solutions.





Square Metal Edge (MRBAS) 2th
 Quartz Top: Cambria® standard colors*
 USM2Q...




Shape	sections		w	d	Seats	Top Code	Top Only	Coda -Vee	Coda -Wire	Coda -X	Cylinder Ø	Plinth Ø	Ryvite	Spyda -T	Spyda -X	Spyda -Y	Uffizi -Loop	Zi-A Ø	Zi-D Ø	
	pcs																			
 Circle	1	1	30	Diam	3-4	...C1...	—	—	—	—	—	—	—	—	—	—	—	—	—	
			36	Diam	3-4	...C2...	—	—	—	—	—	—	—	—	—	—	—	—	—	—
			42	Diam	3-5	...C3...	—	—	—	—	—	—	—	—	—	—	—	—	—	—
			48	Diam	4-6	...C4...	—	—	—	—	—	—	—	—	—	—	—	—	—	—
			54	Diam	4-7	...C5...	—	—	—	—	—	—	—	—	—	—	—	—	—	—
			60	Diam	5-7	...C6...	—	—	—	—	—	—	—	—	—	—	—	—	—	—
	2	66	Diam	5-8	...C7...	—	—	—	—	—	—	—	—	—	—	—	—	—	—	—
		72	Diam	6-9	...C8...	—	—	—	—	—	—	—	—	—	—	—	—	—	—	—
 Square	1	1	30	30	2-4	...S1...	4127	—	—	—	—	—	5966	—	6085	—	—	—	—	
			36	36	4	...S2...	5047	—	—	—	—	—	6886	—	7132	—	—	—	—	—
			42	42	4	...S3...	6293	—	9376	—	—	7836	8132	—	8380	—	12739	—	—	—
			48	48	4-8	...S4...	7711	—	10792	—	—	9316	9773	—	9935	—	14156	—	—	—
			54	54	4-8	...S5...	9283	—	—	—	—	10990	—	—	11714	—	15728	—	—	—
			60	60	4-8	...S6...	11016	—	—	—	—	12825	—	—	13448	—	17461	—	—	—
 Rectangle	1	1	42	30	4	...R1...	5814	—	—	—	—	—	9490	—	10263	—	—	—	—	
			60	30	4-6	...R2...	7087	—	—	—	—	—	10766	—	11537	—	—	—	—	—
			72	36	4-6	...R3...	8933	16499	18181	17512	—	—	12612	11052	13385	12063	—	—	—	—
			78	39	6-8	...R4...	10004	17571	19251	18580	—	—	13682	12124	14457	13132	—	13606	13966	—
			84	42	6-8	...R5...	11157	18724	20405	19734	—	—	14834	13277	15609	14285	—	14789	15149	—
			90	48	6-8	...R6...	13003	20569	22250	21578	15670	16123	16680	15122	17454	16130	28898	16659	17022	—
			96	48	6-12	...R7...	13790	21357	23037	22366	16459	16927	17916	15910	18242	17255	29685	17476	17836	—
			108	48	8-12	...R8...	15313	22881	24563	23889	—	18480	—	—	—	—	31209	19057	19419	—
			120	52	8-14	...R9...	17927	25493	27175	26505	—	21254	—	—	—	—	33823	21726	22088	—
		2	4	132	52	8-14	...R10...	19561	31219	32898	32226	24328	—	—	—	—	41142	24950	25489	—
			4	144	52	10-16	...R11...	21193	32851	34532	33859	25992	—	—	—	—	42775	26636	27178	—
			4	156	56	10-18	...R12...	24326	35983	40747	36991	29455	—	—	—	—	45909	30180	31100	—
			4	168	56	10-18	...R13...	26067	37726	42489	38733	31228	—	—	—	—	47650	31978	32897	—
			4	180	56	12-20	...R14...	27810	39469	44233	40475	32999	—	—	—	—	49394	33777	34697	—
			4	192	60	12-20	...R15...	31378	46118	50882	47126	38509	—	—	—	—	53718	39052	40277	—
			6	204	60	12-20	...R16...	33228	47968	52731	48976	40389	—	—	—	—	61509	40958	42186	—
			6	216	60	14-22	...R17...	35078	49819	54583	50827	42271	—	—	—	—	63361	42866	44092	—
			6	240	60	16-26	...R18...	38731	53471	58233	54479	45980	—	—	—	—	67011	46630	47856	—
 Video	1	1	78	39/26	5-7	...V1...	10117	—	—	—	—	—	13794	12235	14566	13246	—	—	—	
			84	42/28	5-7	...V2...	11275	—	—	—	—	—	—	14952	13393	15725	14403	—	—	—
			90	48/36	5-7	...V3...	13126	20693	22373	21702	15794	—	—	16802	15245	17576	16254	29021	16783	17146
			96	48/36	5-9	...V4...	13919	21485	23166	22493	16586	—	—	18043	16037	18369	17382	29813	17605	17964
			108	48/36	7-9	...V5...	15449	23014	24697	24025	—	—	—	—	—	—	31344	19191	19552	—
			120	52/40	7-11	...V6...	18066	25633	27316	26642	—	21394	—	—	—	—	33961	21866	22227	—
		2	4	132	52/40	7-11	...V7...	19706	31363	33044	32371	24475	—	—	—	—	41288	25095	25634	—
			4	144	52/40	9-13	...V8...	21345	33001	34683	34011	26143	—	—	—	—	42927	26788	27330	—
			4	156	56/44	9-15	...V9...	24482	36142	40905	37148	29612	—	—	—	—	46066	30338	31257	—
			4	168	56/44	9-15	...V10...	26231	37889	42653	38896	31391	—	—	—	—	47815	32141	33061	—
			4	180	56/44	9-15	...V11...	27978	39637	44399	40645	33168	—	—	—	—	49564	33946	34865	—
			4	192	60/44	11-18	...V12...	31552	46292	51055	47300	33683	—	—	—	—	53892	39226	40452	—
			6	204	60/44	11-18	...V13...	33408	48148	52913	49155	40567	—	—	—	—	61688	41138	42365	—
			6	216	60/44	13-20	...V14...	35263	50005	54768	51012	42455	—	—	—	—	63545	43051	44276	—
			6	240	60/44	13-22	...V15...	38920	53662	58424	54670	46171	—	—	—	—	67200	46819	48047	—

! IMPORTANT:

Wood grain direction is along the width dimension (w) on 1-section tops and depth dimension (d) on 2-section tops. All top sizes are nominal; actual size may vary by +/-2%.

Tables will be in multiple sections depending on size; tops may further be in multiple pieces. See listings above.

- < See the Top Options on a previous page for a full range of special top and border treatments that may be applied.
- See the Terms & Options section at the front of the price list for POWER-DATA solutions.



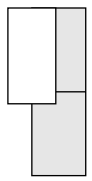
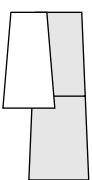




Square Metal Edge (MRBAS) 2th

Wood1 Top (all colors)

USM2W...

Shape	sections		w	d	Seats	Top Code	Top Only	Coda -Vee	Coda -Wire	Coda -X	Cylinder Ø	Plinth Ø	Ryvite	Spyda -T	Spyda -X	Spyda -Y	Uffizi -Loop	Zi-A Ø	Zi-D Ø		
	pcs																				
 Circle	1	1	30	Diam	3-4	...C1...	—	—	—	—	—	—	—	—	—	—	—	—	—		
			36	Diam	3-4	...C2...	—	—	—	—	—	—	—	—	—	—	—	—	—	—	
			42	Diam	3-5	...C3...	—	—	—	—	—	—	—	—	—	—	—	—	—	—	
			48	Diam	4-6	...C4...	—	—	—	—	—	—	—	—	—	—	—	—	—	—	
			54	Diam	4-7	...C5...	—	—	—	—	—	—	—	—	—	—	—	—	—	—	
			60	Diam	5-7	...C6...	—	—	—	—	—	—	—	—	—	—	—	—	—	—	
	2	66	Diam	5-8	...C7...	—	—	—	—	—	—	—	—	—	—	—	—	—	—	—	
		72	Diam	6-9	...C8...	—	—	—	—	—	—	—	—	—	—	—	—	—	—	—	
 Square	1	1	30	30	2-4	...S1...	2597	—	—	—	—	—	4437	—	4553	—	—	—	—		
			36	36	4	...S2...	2839	—	—	—	—	—	—	4677	—	4925	—	—	—	—	
			42	42	4	...S3...	3291	—	6373	—	—	—	4833	5128	—	5376	—	9736	—	—	
			48	48	4-8	...S4...	3786	—	6868	—	—	—	5392	5848	—	6011	—	10232	—	—	
			54	54	4-8	...S5...	4317	—	—	—	—	—	6026	—	—	6749	—	10762	—	—	
			60	60	4-8	...S6...	4886	—	—	—	—	—	6694	—	—	7319	—	11331	—	—	
 Rectangle	1	1	42	30	4	...R1...	3668	—	—	—	—	—	7347	—	8119	—	—	—	—		
			60	30	4-6	...R2...	4024	—	—	—	—	—	—	7698	—	8473	—	—	—	—	
			72	36	4-6	...R3...	4520	12085	13769	13096	—	—	8198	6638	8970	7649	—	—	—	—	
			78	39	6-8	...R4...	4824	12389	14072	13400	—	—	8502	6942	9275	7953	—	8425	8786	—	
			84	42	6-8	...R5...	5150	12715	14399	13726	—	—	8828	7268	9600	8279	—	8781	9140	—	
			90	48	6-8	...R6...	5647	13212	14894	14221	8314	8768	9323	7765	10096	8774	21541	9303	9664	—	
			96	48	6-12	...R7...	5944	13510	15191	14520	8613	9082	10070	8063	10395	9408	21841	9630	9991	—	
			108	48	8-12	...R8...	6487	14053	15735	15064	9157	9654	10613	8606	10936	9951	22384	10230	10591	—	
			120	52	8-14	...R9...	7300	14868	16550	15878	10071	10629	11426	10647	11752	10766	23196	11099	11463	—	
		2	2	132	52	8-14	...R10...	7872	19530	21212	20539	12024	12642	11996	11219	12323	12451	29455	13260	13802	—
				144	52	10-16	...R11...	8444	20100	21785	21110	12596	13242	14632	11791	15120	13023	30028	13889	14430	—
				156	56	10-18	...R12...	9449	21108	25873	22117	14832	14580	15639	12796	16124	15137	31034	15306	16224	—
				168	56	10-18	...R13...	10048	21706	26470	22714	15428	15209	16235	13395	16723	15736	31631	15958	16880	—
				180	56	12-20	...R14...	10646	22305	27066	23311	16027	15834	16832	13991	17320	16335	32229	16612	17532	—
				192	60	12-20	...R15...	11761	26501	31265	27509	18936	18892	17949	16445	18436	19676	34101	19434	20663	—
				204	60	12-20	...R16...	12386	27125	31891	28135	19561	19547	20637	17071	21284	20300	40667	20116	21341	—
				216	60	14-22	...R17...	13011	27752	32514	28759	20184	20202	21262	17697	21910	20925	41292	20799	22024	—
				240	60	16-26	...R18...	14212	28952	33715	29958	21386	21461	22460	18895	23111	22126	42492	22110	23337	—
 Video	1	1	78	39/26	5-7	...V1...	4936	—	—	—	—	—	8614	7055	9387	8065	—	—	—		
			84	42/28	5-7	...V2...	5266	—	—	—	—	—	—	8944	7384	9717	8394	—	—	—	
			90	48/36	5-7	...V3...	5770	13338	15017	14347	8438	—	9447	7889	10221	8898	21666	9428	9790	—	
			96	48/36	5-9	...V4...	6074	13640	15321	14648	8740	—	10199	8190	10523	9536	21968	9760	10119	—	
			108	48/36	7-9	...V5...	6622	14188	15869	15197	9289	—	10748	8740	11073	10085	22517	10365	10725	—	
			120	52/40	7-11	...V6...	7442	15009	16689	16019	10210	10770	11566	10787	11893	10905	23337	11239	11602	—	
		2	2	132	52/40	7-11	...V7...	8017	19676	21357	20683	12169	12786	12141	11362	12468	12596	29600	13405	13947	—
				144	52/40	9-13	...V8...	8594	20252	21933	21259	12745	13393	14780	11940	15269	13173	30176	14038	14579	—
				156	56/44	9-15	...V9...	9605	21266	26028	22272	14987	14736	15794	12952	16281	15294	31190	15461	16379	—
				168	56/44	9-15	...V10...	10209	21870	26632	22876	15591	15370	16398	13556	16885	15898	31794	16121	17041	—
				180	56/44	9-15	...V11...	10813	22473	27235	23480	16195	16002	17001	14160	17489	16502	32396	16780	17701	—
				192	60/44	11-18	...V12...	11935	26675	31439	27682	19108	19068	18123	16620	18610	19850	34276	19608	20836	—
				204	60/44	11-18	...V13...	12565	27305	32069	28312	19739	19725	20814	17248	21465	20480	40846	20294	21522	—
				216	60/44	13-20	...V14...	13197	27936	32698	28942	20370	20387	21446	17879	22096	21110	41476	20982	22210	—
				240	60/44	13-22	...V15...	14402	29141	33903	30148	21575	21649	22650	19086	23300	22314	42682	22300	23525	—

! IMPORTANT:


Grain direction is along the width dimension (w) on 1-section tops and depth dimension (d) on 2-section tops.

All top sizes are nominal; actual size may vary by +/-2%.

Tables will be in multiple sections depending on size; tops may further be in multiple pieces. See listings above.

< See the Top Options on a previous page for a full range of special top and border treatments that may be applied.

See the Terms & Options section at the front of the price list for POWER-DATA solutions.





Square Self Edge 1.5th
Acid-Etched Glass Top, Wood1 or 2 Subtop
USS1A...



Shape	sections	pcs	w	d	Seats	Top Code	Top Only	...D	...E	...G	...K	...N	...P	...R	...S	...T	...U	...V	...Y	...Z
								Coda -Vee	Coda -Wire	Coda -X	Cylinder Ø	Plinth Ø	Ryvite	Spyda -T	Spyda -X	Spyda -Y	Uffizi -Loop	Zi-A Ø	Zi-D Ø	
<p>Circle</p>	1	1	30	Diam	2-3	...C1...	3109	—	—	—	—	—	—	4946	—	5065	—	—	—	—
	1	1	36	Diam	3-4	...C2...	4032	—	—	—	—	—	—	5872	—	6118	—	—	—	—
	1	1	42	Diam	3-5	...C3...	5126	—	8208	—	6458	—	—	6965	—	7210	—	11569	—	—
	1	1	48	Diam	4-6	...C4...	6368	—	9451	—	7753	—	—	8432	—	8594	—	12814	—	—
	1	1	54	Diam	4-7	...C5...	7795	—	—	—	9588	—	—	9858	—	10228	—	14241	—	—
	1	1	60	Diam	5-7	...C6...	9423	—	—	—	11219	—	—	12148	—	11856	—	15869	—	—
	2	2	66	Diam	5-8	...C7...	11204	—	—	—	13298	—	—	—	—	—	—	—	—	—
	2	2	72	Diam	6-9	...C8...	13204	—	—	—	15800	—	—	—	—	—	—	—	—	—
<p>Square</p>	1	1	30	30	2-4	...S1...	2965	—	—	—	—	—	—	4804	—	4921	—	—	—	—
	1	1	36	36	4	...S2...	3887	—	—	—	—	—	—	5727	—	5973	—	—	—	—
	1	1	42	42	4	...S3...	4974	—	8057	—	—	—	—	6516	6812	—	7058	—	11419	—
	1	1	48	48	4-8	...S4...	6230	—	9313	—	—	—	—	7838	8293	—	8454	—	12676	—
	1	1	54	54	4-8	...S5...	7643	—	—	—	—	—	—	9351	—	10076	—	14089	—	—
	1	1	60	60	4-8	...S6...	9221	—	—	—	—	—	—	11028	—	11651	—	15667	—	—
<p>Rectangle</p>	1	1	42	30	4	...R1...	3729	—	—	—	—	—	—	7408	—	8181	—	—	—	—
	1	1	60	30	4-6	...R2...	5013	—	—	—	—	—	—	8689	—	9463	8140	—	—	—
	1	1	72	36	4-6	...R3...	6869	14437	16117	15446	—	—	—	10548	8988	11321	9998	—	—	—
	1	1	78	39	6-8	...R4...	7949	15513	17195	16523	—	—	—	11624	10066	12399	11075	—	11551	11910
	1	1	84	42	6-8	...R5...	9107	16672	18355	17682	—	—	—	12784	11225	13557	12235	—	12738	13097
	1	1	90	48	6-8	...R6...	10964	18531	20212	19541	13633	14087	14642	13084	15416	14093	26862	14622	14984	
	1	1	96	48	6-12	...R7...	11672	19238	20920	20248	14341	14808	15796	13790	16122	15135	27566	15357	15718	
	1	1	108	48	8-12	...R8...	13037	20605	22284	21612	15705	16201	17161	15155	17488	16499	28933	16778	17140	
	2	2	120	52	8-14	...R9...	15498	23063	24745	24072	18266	18825	19622	18844	19948	18962	31392	19295	19657	
	2	2	132	52	8-14	...R10...	16971	28629	30312	29637	21125	21739	21097	20316	21422	21551	38556	22361	22901	
	2	2	144	52	10-16	...R11...	18447	30104	31786	31112	22599	23245	24635	21792	25122	23027	40031	23891	24432	
	2	2	156	56	10-18	...R12...	21345	33001	37766	34011	26726	26475	27532	24691	28020	27033	42927	27201	28118	
	2	2	168	56	10-18	...R13...	22930	34587	39349	35595	28309	28089	29116	26275	29603	28619	44513	28841	29758	
	2	2	180	56	12-20	...R14...	24511	36171	40934	37177	29893	29700	30699	27856	31186	30200	46095	30477	31398	
	2	2	192	60	12-20	...R15...	27847	42588	47354	43598	35022	34981	34037	32534	34525	35764	50187	35522	36749	
	2	2	204	60	12-20	...R16...	29541	44281	49048	45290	36717	36703	37793	34227	38441	37457	57823	37272	38498	
	2	2	216	60	14-22	...R17...	31235	45976	50739	46983	38410	38427	39485	35920	40134	39149	59516	39023	40247	
	4	4	240	60	16-26	...R18...	34570	49311	54076	50321	41745	41823	42823	39257	43471	42486	62854	42470	43699	
<p>Video</p>	1	1	78	39/26	5-7	...V1...	8060	—	—	—	—	—	—	11737	10178	12510	11189	—	—	—
	1	1	84	42/28	5-7	...V2...	9225	—	—	—	—	—	—	12902	11343	13675	12353	—	—	—
	1	1	90	48/36	5-7	...V3...	11088	18653	20336	19663	13756	—	—	14765	13205	15537	14216	26984	14745	15106
	1	1	96	48/36	5-9	...V4...	11800	19367	21047	20376	14468	—	—	15926	13919	16251	15264	27695	15486	15848
	1	1	108	48/36	7-9	...V5...	13171	20736	22420	21748	15839	—	—	17297	15289	17621	16636	29066	16914	17274
	2	2	120	52/40	7-11	...V6...	15638	23203	24883	24212	18406	18965	19762	18983	20087	19101	31532	19434	19796	
	2	2	132	52/40	7-11	...V7...	17119	28776	30458	29783	21271	21885	21243	20463	21569	21697	38702	22507	23049	
	2	2	144	52/40	9-13	...V8...	18599	30257	31936	31264	22750	23396	24786	21943	25273	23177	40182	24042	24583	
	2	2	156	56/44	9-15	...V9...	21501	33159	37925	34168	26883	26632	27691	24848	28177	27189	43087	27357	28275	
	2	2	168	56/44	9-15	...V10...	23090	34749	39513	35757	28472	28250	29279	26436	29767	28778	44674	29000	29922	
	2	2	180	56/44	9-15	...V11...	24679	36339	41100	37346	30060	29868	30866	28025	31355	30368	46263	30646	31566	
	2	2	192	60/44	11-18	...V12...	28022	42764	47526	43772	35197	35156	34210	32709	34697	35936	50363	35694	36923	
	2	2	204	60/44	11-18	...V13...	29722	44463	49226	45469	36896	36884	37971	34406	38622	37637	58003	37450	38679	
	2	2	216	60/44	13-20	...V14...	31420	46159	50925	47168	38594	38612	39670	36105	40319	39335	59701	39205	40433	
	4	4	240	60/44	13-22	...V15...	34762	49503	54267	50510	41938	42012	43012	39447	43663	42678	63043	42661	43889	

! IMPORTANT:


Wood grain direction is along the width dimension (w) on 1-section tops and depth dimension (d) on 2-section tops.

All top sizes are nominal; actual size may vary by +/-2%.

Tables will be in multiple sections depending on size; tops may further be in multiple pieces. See listings above.

< See the Top Options on a previous page for a full range of special top and border treatments that may be applied.

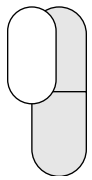
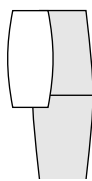
See the Terms & Options section at the front of the price list for POWER-DATA solutions.





Square Self Edge 1.5th
Acid-Etched Glass Top, Wood1 or 2 Subtop
USS1A...



Shape	sections		w	d	Seats	Top Code	Top Only	Coda -Vee	Coda -Wire	Coda -X	Cylinder Ø	Plinth Ø	Ryvit	Spyda -T	Spyda -X	Spyda -Y	Uffizi -Loop	Zi-A Ø	Zi-D Ø
	pcs																		
Track 	1	1	42	30	2-4	...T1...	3880	—	—	—	—	—	7557	—	8329	—	—	—	—
	1	1	60	30	4-6	...T2...	5171	—	—	—	—	—	8848	—	9623	8299	—	—	—
	1	1	72	36	6-8	...T3...	7038	14605	16285	—	—	—	10716	9158	11491	10166	—	—	—
	1	1	78	39	6-8	...T4...	8124	15691	17373	16699	—	—	11801	10242	12575	11252	—	11726	12085
	1	1	84	42	6-8	...T5...	9293	16859	18541	17869	—	—	12971	11412	13744	12419	—	12923	13284
	1	1	90	48	6-8	...T6...	11161	18727	20407	19736	13829	14282	14838	13279	15612	14289	27057	14819	15180
	1	1	96	48	6-12	...T7...	11876	19442	21125	20453	14545	15013	16001	13994	16326	15340	27773	15562	15922
	1	1	108	52	8-12	...T8...	13252	20816	22499	21825	15918	16416	17375	15369	17701	16714	29145	16993	17353
	2	2	120	54	8-14	...T9...	15719	23286	24968	24296	18489	19047	19846	19065	20170	19184	31616	19518	19880
	2	2	132	54	8-14	...T10...	17203	28861	30543	29868	21356	21970	21328	20550	21653	21783	38787	22591	23132
	2	2	144	54	10-16	...T11...	18686	30344	32025	31352	22838	23486	24873	22031	25361	23265	40270	24129	24671
	2	2	156	60	10-18	...T12...	21592	33251	38014	34259	26974	26721	27780	24938	28268	27280	43176	27447	28365
	2	2	168	60	10-18	...T13...	23186	34843	39608	35852	28567	28347	29374	26533	29861	28875	44769	29096	30016
	2	2	180	60	12-20	...T14...	24781	36437	41200	37444	30161	29969	30966	28125	31453	30469	46364	30747	31667
	2	2	192	60	12-20	...T15...	28124	42863	47628	43872	35299	35256	34312	32808	34799	36038	50463	35798	37025
	2	2	204	60	12-20	...T16...	29828	44567	49330	45575	37002	36986	38077	34510	38727	37740	58108	37556	38784
	2	2	216	60	14-22	...T17...	31530	46270	51033	47276	38703	38718	39778	36214	40429	39442	59810	39315	40543
	4	4	240	60	16-26	...T18...	34873	49613	54380	50623	42049	42125	43125	39559	43774	42790	63156	42773	44002
Boat 	1	1	42	30/24	2-4	...B1...	3857	—	—	—	—	—	7534	—	8309	—	—	—	—
	1	1	60	30/24	4-6	...B2...	5149	—	—	—	—	—	8826	—	9599	8274	—	—	—
	1	1	72	36/28	6-8	...B3...	7012	—	—	—	—	—	10689	9132	11464	10140	—	—	—
	1	1	78	39/30	6-8	...B4...	8098	—	—	—	—	—	11776	10216	12547	11225	—	11699	12057
	1	1	84	42/30	6-8	...B5...	9263	—	—	—	—	—	12941	11383	13715	12390	—	12895	13255
	1	1	90	48/32	6-8	...B6...	11129	18696	20377	19706	13799	14251	14807	13249	15582	14258	27027	14789	15150
	1	1	96	48/32	6-10	...B7...	11845	19410	21093	20423	14515	14983	15971	13963	16296	15310	27741	15533	15892
	1	1	108	52/34	8-10	...B8...	13219	20784	22464	21793	15886	16383	17344	15337	17670	16683	29114	16959	17321
	2	2	120	54/36	8-12	...B9...	15684	23251	24932	24262	18453	19014	19810	19031	20136	19149	31579	19483	19846
	2	2	132	54/36	8-12	...B10...	17168	28825	30506	29834	21320	21936	21295	20514	21618	21748	38751	22557	23095
	2	2	144	54/36	10-14	...B11...	18648	30306	31989	31315	22802	23449	24838	21995	25326	23229	40233	24094	24635
	2	2	156	60/40	10-16	...B12...	21555	33212	37977	34222	26936	26685	27744	24901	28230	27242	43138	27410	28328
	2	2	168	60/40	10-16	...B13...	23147	34805	39568	35813	28528	28306	29335	26491	29822	28835	44730	29057	29979
	2	2	180	60/40	12-20	...B14...	24738	36397	41160	37406	30119	29927	30927	28084	31414	30427	46322	30706	31625
	2	2	192	60/40	12-20	...B15...	28081	42823	47585	43830	35256	35215	34268	32767	34756	35995	50422	35753	36982
	2	2	204	60/40	12-20	...B16...	29782	44523	49287	45531	36956	36945	38035	34468	38682	37697	58063	37510	38739
	2	2	216	60/40	14-22	...B17...	31482	46224	50987	47233	38657	38675	39734	36169	40382	39398	59764	39271	40495
	4	4	240	60/40	14-24	...B18...	34828	49569	54332	50576	42001	42078	43077	39513	43727	42742	63108	42726	43954
Ellipse 	1	1	42	30/24	2-4	...E1...	3903	—	—	—	—	—	7582	—	8354	—	—	—	—
	1	1	60	30/24	4-6	...E2...	5198	—	—	—	—	—	8874	—	9650	—	—	—	—
	1	1	72	36/24	6	...E3...	7064	—	—	—	—	—	10742	—	11518	10193	—	—	—
	1	1	78	39/26	6-8	...E4...	8153	—	—	—	—	—	11830	10271	12602	11281	—	11754	12114
	1	1	84	42/28	6-8	...E5...	9323	—	—	—	—	—	13001	11442	13774	12451	—	12953	13314
	1	1	90	48/32	6-8	...E6...	11192	18759	20439	19767	13860	14314	14869	13312	15643	14320	27088	14850	15212
	1	1	96	48/32	6-10	...E7...	11910	19477	21157	20485	14578	15046	16034	14029	16360	15373	27806	15595	15955
	1	1	108	52/34	8-10	...E8...	13285	20851	22533	21859	15952	16451	17410	15403	17734	16747	29180	17028	17388
	2	2	120	54/36	8-12	...E9...	15755	23322	25001	24329	18524	19082	19880	19101	20206	19219	31650	19552	19914
	2	2	132	54/36	8-12	...E10...	17241	28899	30579	29907	21393	22010	21365	20586	21691	21819	38824	22629	23171
	2	2	144	54/36	10-14	...E11...	18725	30383	32063	31391	22877	23523	24913	22071	25399	23305	40307	24171	24709
	2	2	156	60/40	10-16	...E12...	21634	33292	38054	34298	27015	26763	27820	24980	28307	27322	43216	27488	28408
	2	2	168	60/40	10-16	...E13...	23226	34885	39648	35893	28608	28388	29416	26573	29901	28914	44810	29138	30058
	2	2	180	60/40	10-16	...E14...	24821	36480	41243	37490	30203	30011	31011	28167	31498	30510	46405	30788	31709
	2	2	192	60/40	12-20	...E15...	28167	42909	47672	43917	35342	35300	34356	32854	34842	36081	50508	35841	37068
	2	2	204	60/40	12-20	...E16...	29871	44613	49376	45620	37046	37033	38123	34557	38770	37787	58152	37601	38828
	2	2	216	60/40	14-22	...E17...	31574	46315	51080	47325	38749	38767	39827	36261	40474	39490	59858	39363	40589
	4	4	240	60/40	14-24	...E18...	34924	49663	54426	50671	42098	42171	43174	39608	43821	42836	63204	42823	44049

! IMPORTANT:


Grain direction is along the width dimension (w) on 1-section tops and depth dimension (d) on 2-section tops.

All top sizes are nominal; actual size may vary by +/-2%.

Tables will be in multiple sections depending on size; tops may further be in multiple pieces. See listings above.

< See the Top Options on a previous page for a full range of special top and border treatments that may be applied.

See the Terms & Options section at the front of the price list for POWER-DATA solutions.





Square Self Edge 1.5th
Back-Painted Glass Top, Wood1 or 2 Subtop
USS1B...




Shape	sections	pcs	w	d	Seats	Top Code	Top Only	Coda -Vee	Coda -Wire	Coda -X	Cylinder Ø	Plinth Ø	Ryvlt	Spyda -T	Spyda -X	Spyda -Y	Uffizi -Loop	Zi-A Ø	Zi-D Ø
<p>Circle</p>	1	1	30	Diam	2-3	...C1...	2856	—	—	—	—	—	4696	—	4813	—	—	—	—
	1	1	36	Diam	3-4	...C2...	3669	—	—	—	—	—	5508	—	5756	—	—	—	—
	1	1	42	Diam	3-5	...C3...	4631	—	7714	—	5963	—	6469	—	6717	—	11075	—	—
	1	1	48	Diam	4-6	...C4...	5724	—	8806	—	7109	—	7785	—	7949	—	12168	—	—
	1	1	54	Diam	4-7	...C5...	6978	—	—	—	8771	—	9041	—	9409	—	13424	—	—
	1	1	60	Diam	5-7	...C6...	8416	—	—	—	10208	—	11139	—	10846	—	14860	—	—
	2	2	66	Diam	5-8	...C7...	9984	—	—	—	12079	—	—	—	—	—	—	—	—
	2	2	72	Diam	6-9	...C8...	11752	—	—	—	14348	—	—	—	—	—	—	—	—
<p>Square</p>	1	1	30	30	2-4	...S1...	2713	—	—	—	—	—	4552	—	4670	—	—	—	—
	1	1	36	36	4	...S2...	3523	—	—	—	—	—	5362	—	5609	—	—	—	—
	1	1	42	42	4	...S3...	4478	—	7560	—	—	6021	6318	—	6565	—	10924	—	—
	1	1	48	48	4-8	...S4...	5587	—	8668	—	—	7194	7649	—	7811	—	12030	—	—
	1	1	54	54	4-8	...S5...	6827	—	—	—	—	8534	—	—	9258	—	13271	—	—
	1	1	60	60	4-8	...S6...	8211	—	—	—	—	10020	—	—	10644	—	14655	—	—
<p>Rectangle</p>	1	1	42	30	4	...R1...	3377	—	—	—	—	—	7054	—	7827	—	—	—	—
	1	1	60	30	4-6	...R2...	4507	—	—	—	—	—	8184	—	8958	—	—	—	—
	1	1	72	36	4-6	...R3...	6144	13709	15392	14719	—	—	9822	8262	10595	9272	—	—	—
	1	1	78	39	6-8	...R4...	7094	14662	16342	15672	—	—	10773	9215	11548	10223	—	10697	11057
	1	1	84	42	6-8	...R5...	8119	15684	17368	16695	—	—	11796	10236	12569	11247	—	11749	12109
	1	1	90	48	6-8	...R6...	9753	17320	19002	18331	12423	12876	13431	11873	14204	12883	25650	13412	13774
	1	1	96	48	6-12	...R7...	10380	17948	19628	18957	13048	13518	14505	12499	14832	13843	26276	14066	14429
	1	1	108	48	8-12	...R8...	11584	19150	20831	20158	14251	14749	15709	13702	16034	15047	27479	15325	15686
	2	2	120	52	8-14	...R9...	13749	21316	22997	22326	16520	17076	17875	17096	18199	17213	29646	17548	17908
	2	2	132	52	8-14	...R10...	15047	26706	28388	27716	19198	19818	19173	18393	19497	19627	36631	20436	20976
	2	2	144	52	10-16	...R11...	16348	28006	29686	29014	20499	21146	22536	19693	23023	20926	37931	21792	23333
	2	2	156	56	10-18	...R12...	18895	30555	35318	31562	24276	24026	25084	22242	25571	24584	40480	24752	25670
	2	2	168	56	10-18	...R13...	20291	31949	36712	32957	25672	25452	26480	23637	26966	25978	41874	26203	27122
	2	2	180	56	12-20	...R14...	21688	33347	38109	34353	27069	26876	27875	25035	28363	27377	43271	27653	28575
	2	2	192	60	12-20	...R15...	24621	39362	44124	40371	31795	31753	30808	29307	31295	32535	46961	32293	33522
	2	2	204	60	12-20	...R16...	26113	40852	45618	41861	33287	33272	34362	30799	35012	34028	54393	33842	35071
	2	2	216	60	14-22	...R17...	27604	42344	47108	43350	34778	34795	35853	32288	36503	35518	55885	35390	36616
	4	4	240	60	16-26	...R18...	30536	45278	50041	46285	37711	37788	38788	35222	39437	38453	58819	38437	39664
<p>Video</p>	1	1	78	39/26	5-7	...V1...	7207	—	—	—	—	—	10885	9326	11656	10333	—	—	—
	1	1	84	42/28	5-7	...V2...	8236	—	—	—	—	—	11912	10353	12685	11362	—	—	—
	1	1	90	48/36	5-7	...V3...	9877	17442	19125	—	12545	—	13555	11995	14327	13005	25773	13534	13895
	1	1	96	48/36	5-9	...V4...	10510	18075	19757	19086	13176	—	14635	12628	14960	13974	26404	14196	14556
	1	1	108	48/36	7-9	...V5...	11719	19286	20966	20294	14386	—	15844	13836	16169	15183	27614	15461	15822
	2	2	120	52/40	7-11	...V6...	13889	21455	23136	22463	16657	17216	18013	17234	18338	17352	29783	17686	18047
	2	2	132	52/40	7-11	...V7...	15192	26851	28533	27861	19346	19963	19318	18538	19645	19771	36777	20582	21122
	2	2	144	52/40	9-13	...V8...	16498	28157	29838	29165	20650	21298	22687	19846	23174	21078	38082	21943	22484
	2	2	156	56/44	9-15	...V9...	19053	30713	35475	31718	24434	24183	25242	22399	25728	24741	40637	24908	25827
	2	2	168	56/44	9-15	...V10...	20455	32112	36875	33121	25835	25615	26642	23801	27129	26143	42037	26365	27287
	2	2	180	56/44	9-15	...V11...	21855	33514	38278	34524	27237	27045	28045	25201	28531	27544	43439	27822	28742
	2	2	192	60/44	11-18	...V12...	24793	39533	44299	40543	31967	31925	30982	29479	31468	32709	47132	32467	33693
	2	2	204	60/44	11-18	...V13...	26291	41033	45795	42040	33466	33453	34540	30977	35191	34205	54571	34019	35248
	2	2	216	60/44	13-20	...V14...	27788	42527	47294	43536	34962	34979	36038	32474	36687	35704	56070	35574	36802
	4	4	240	60/44	13-22	...V15...	30726	45466	50232	46474	37901	37977	38976	35412	39627	38642	59008	38625	39853

! IMPORTANT:

Wood grain direction is along the width dimension (w) on 1-section tops and depth dimension (d) on 2-section tops. All top sizes are nominal; actual size may vary by +/-2%.

Tables will be in multiple sections depending on size; tops may further be in multiple pieces. See listings above.

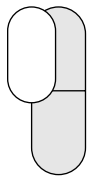
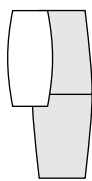
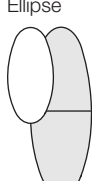
- < See the Top Options on a previous page for a full range of special top and border treatments that may be applied.
- See the Terms & Options section at the front of the price list for POWER-DATA solutions.





Square Self Edge 1.5th
Back-Painted Glass Top, Wood1 or 2 Subtop
USS1B...



Shape	sections		w	d	Seats	Top Code	Top Only	Coda -Vee	Coda -Wire	Coda -X	Cylinder Ø	Plinth Ø	Ryvlt	Spyda -T	Spyda -X	Spyda -Y	Uffizi -Loop	Zi-A Ø	Zi-D Ø
	pcs																		
Track 	1	1	42	30	2-4	...T1...	3528	—	—	—	—	—	7204	—	7979	—	—	—	—
	1	1	60	30	4-6	...T2...	4668	—	—	—	—	—	8346	—	9118	—	—	—	—
	1	1	72	36	6-8	...T3...	6312	13879	15560	14888	—	—	9990	8431	10762	9441	—	—	—
	1	1	78	39	6-8	...T4...	7272	14839	16521	15849	—	—	10950	9391	11723	10402	—	10874	11234
	1	1	84	42	6-8	...T5...	8304	15870	17552	16881	—	—	11983	10423	12756	11434	—	11935	12296
	1	1	90	48	6-8	...T6...	9949	17516	19196	18525	12618	13072	13627	12069	14402	13077	25846	13608	13970
	1	1	96	48	6-12	...T7...	10586	18151	19832	19161	13254	13721	14710	12704	15037	14048	26482	14272	14632
	1	1	108	52	8-12	...T8...	11797	19364	21044	20272	14465	14962	15922	13917	16249	15261	27693	15539	15900
	2	2	120	54	8-14	...T9...	13972	21538	23219	22545	16740	17298	18095	17316	18421	17434	29866	17768	18130
	2	2	132	54	8-14	...T10...	15280	26937	28620	27946	19432	20048	19404	18623	19731	19857	36863	20668	21210
	2	2	144	54	10-16	...T11...	16588	28246	29927	29255	20741	21387	22777	19935	23263	21166	38171	22033	22573
	2	2	156	60	10-16	...T12...	19146	30804	35567	31812	24526	24275	25333	22490	25822	24836	40730	25000	25918
	2	2	168	60	10-18	...T13...	20551	32207	36972	33216	25932	25712	26737	23897	27227	26239	42134	26460	27380
	2	2	180	60	12-20	...T14...	21955	33612	38375	34620	27335	27144	28141	25301	28629	27643	43539	27922	28842
	2	2	192	60	12-20	...T15...	24897	39637	44399	40645	32070	32027	31083	29581	31571	32809	47237	32569	33798
	2	2	204	60	12-20	...T16...	26398	41138	45903	42145	33571	33557	34647	31081	35297	34312	54679	34127	35355
	2	2	216	60	14-22	...T17...	27897	42637	47402	43645	35072	35087	36147	32582	36796	35810	56177	35684	36911
	4	4	240	60	16-26	...T18...	30839	45578	50343	46586	38013	38089	39089	35523	39738	38752	59120	38738	39966
Boat 	1	1	42	30/24	2-4	...B1...	3506	—	—	—	—	—	7182	—	7956	—	—	—	—
	1	1	60	30/24	4-6	...B2...	4642	—	—	—	—	—	8321	—	9091	—	—	—	—
	1	1	72	36/28	6-8	...B3...	6287	—	—	—	—	—	9963	8405	10737	9415	—	—	—
	1	1	78	39/30	6-8	...B4...	7244	—	—	—	—	—	10923	9363	11696	10374	—	10846	11207
	1	1	84	42/30	6-8	...B5...	8274	—	—	—	—	—	11953	10395	12728	11404	—	11906	12267
	1	1	90	48/32	6-8	...B6...	9919	17486	19166	18495	12588	13041	13597	12039	14372	13047	25815	13578	13940
	1	1	96	48/32	6-10	...B7...	10553	18120	19800	19130	13223	13690	14678	12673	15005	14017	26450	14241	14601
	1	1	108	52/34	8-10	...B8...	11766	19332	21012	20341	14434	14931	15891	13885	16217	15228	27662	15507	15869
	2	2	120	54/36	8-12	...B9...	13938	21503	23185	22513	16708	17265	18063	17284	18388	17401	29833	17734	18097
	2	2	132	54/36	8-12	...B10...	15245	26902	28583	27910	19397	20012	19370	18590	19694	19824	36830	20635	21174
	2	2	144	54/36	10-14	...B11...	16551	28209	29890	29216	20702	21350	22737	19896	23225	21129	38133	21995	22536
	2	2	156	60/40	10-16	...B12...	19106	30765	35529	31772	24487	24237	25295	22452	25781	24794	40689	24962	25880
	2	2	168	60/40	10-16	...B13...	20511	32169	36931	33177	25891	25671	26699	23856	27185	26199	42093	26422	27342
	2	2	180	60/40	12-20	...B14...	21913	33571	38337	34581	27294	27102	28103	25259	28589	27603	43497	27880	28800
	2	2	192	60/40	12-20	...B15...	24853	39593	44359	40603	32027	31986	31042	29539	31530	32769	47193	32528	33755
	2	2	204	60/40	12-20	...B16...	26354	41094	45857	42102	33527	33514	34604	31040	35252	34267	54634	34083	35311
	2	2	216	60/40	14-22	...B17...	27851	42593	47356	43600	35026	35044	36102	32536	36751	35766	56132	35638	36864
	4	4	240	60/40	14-24	...B18...	30792	45535	50297	46541	37968	38043	39043	35477	39693	38708	59074	38690	39919
Ellipse 	1	1	42	30/24	2-4	...E1...	3551	—	—	—	—	—	7228	—	8002	—	—	—	—
	1	1	60	30/24	4-6	...E2...	4695	—	—	—	—	—	8371	—	9144	—	—	—	—
	1	1	72	36/24	6	...E3...	6338	—	—	—	—	—	10017	—	10790	9466	—	—	—
	1	1	78	39/26	6-8	...E4...	7300	—	—	—	—	—	10979	9419	11752	10430	—	10902	11263
	1	1	84	42/28	6-8	...E5...	8334	—	—	—	—	—	12013	10453	12786	11464	—	11965	12326
	1	1	90	48/32	6-8	...E6...	9981	17548	19227	18557	12650	13103	13659	12101	14433	13110	25877	13640	14002
	1	1	96	48/32	6-10	...E7...	10619	18185	19866	19194	13286	13756	14744	12738	15069	14083	26514	14305	14665
	1	1	108	52/34	8-10	...E8...	11833	19398	21080	20407	14500	14997	15957	13950	16282	15295	27727	15574	15937
	2	2	120	54/36	8-12	...E9...	14006	21573	23253	22581	16775	17333	18132	17352	18457	17470	29901	17805	18166
	2	2	132	54/36	8-12	...E10...	15316	26974	28655	27982	19467	20085	19439	18662	19766	19894	36898	20703	21244
	2	2	144	54/36	10-14	...E11...	16626	28284	29967	29292	20780	21424	22815	19972	23301	21207	38211	22071	22610
	2	2	156	60/40	10-16	...E12...	19186	30844	35607	31850	24566	24315	25371	22531	25859	24873	40767	25039	25960
	2	2	168	60/40	10-16	...E13...	20589	32250	37012	33257	25971	25751	26779	23936	27265	26278	42174	26501	27421
	2	2	180	60/40	10-16	...E14...	21997	33655	38418	34663	27378	27185	28184	25341	28671	27687	43581	27964	28883
	2	2	192	60/40	12-20	...E15...	24940	39681	44445	40688	32113	32073	31129	29625	31616	32855	47279	32614	33841
	2	2	204	60/40	12-20	...E16...	26442	41183	45947	42192	33617	33602	34693	31129	35342	34357	54725	34173	35400
	2	2	216	60/40	14-22	...E17...	27942	42684	47447	43693	35117	35135	36195	32629	36842	35858	56226	35732	36956
	4	4	240	60/40	14-24	...E18...	30888	45627	50392	46636	38063	38137	39138	35572	39786	38800	59168	38787	40014

! IMPORTANT:


Grain direction is along the width dimension (w) on 1-section tops and depth dimension (d) on 2-section tops.

All top sizes are nominal; actual size may vary by +/-2%.

Tables will be in multiple sections depending on size; tops may further be in multiple pieces. See listings above.

< See the Top Options on a previous page for a full range of special top and border treatments that may be applied.


See the Terms & Options section at the front of the price list for POWER-DATA solutions.



Specify: Product No. & Qty
Edge Shape
Tagging
Metal Finish
Wood Finish

Ø Denotes wire path provided.
‡ Requires field sub-assembly.

Prices listed in Wood1 Finishes.



Square Self Edge 1.5th
 Acrylic Solid Surface Top: Avonite® Polaris
 USS1C...



Shape	sections		w	d	Seats	Top Code	Top Only	Coda -Vee	Coda -Wire	Coda -X	Cylinder Ø	Plinth Ø	Ryvite	Spyda -T	Spyda -X	Spyda -Y	Uffizi -Loop	Zi-A Ø	Zi-D Ø
	pcs																		
 Circle	1	1	30	Diam	2-3	...C1...	2274	—	—	—	—	—	4113	—	4230	—	—	—	—
	1	1	36	Diam	3-4	...C2...	2827	—	—	—	—	—	4667	—	4913	—	—	—	—
	1	1	42	Diam	3-5	...C3...	3485	—	6567	—	4818	—	5324	—	5570	—	9931	—	—
	1	1	48	Diam	4-6	...C4...	4229	—	7311	—	5612	—	6290	—	6452	—	10674	—	—
	1	1	54	Diam	4-7	...C5...	5084	—	—	—	6879	—	7147	—	7516	—	11529	—	—
	1	1	60	Diam	5-7	...C6...	6077	—	—	—	7871	—	8801	—	8509	—	12522	—	—
	2	2	66	Diam	5-8	...C7...	7154	—	—	—	9251	—	—	—	—	—	—	—	—
	2	2	72	Diam	6-9	...C8...	8387	—	—	—	10982	—	—	—	—	—	—	—	—
 Square	1	1	30	30	2-4	...S1...	2130	—	—	—	—	—	3969	—	4086	—	—	—	—
	1	1	36	36	4	...S2...	2683	—	—	—	—	—	4521	—	4769	—	—	—	—
	1	1	42	42	4	...S3...	3334	—	6417	—	—	4876	5171	—	5418	—	9778	—	—
	1	1	48	48	4-8	...S4...	4089	—	7171	—	—	5696	6150	—	6313	—	10534	—	—
	1	1	54	54	4-8	...S5...	4933	—	—	—	—	6640	—	—	7365	—	11379	—	—
	1	1	60	60	4-8	...S6...	5875	—	—	—	—	7684	—	—	8305	—	12320	—	—
 Rectangle	1	1	42	30	4	...R1...	2560	—	—	—	—	—	6235	—	7009	—	—	—	—
	1	1	60	30	4-6	...R2...	3340	—	—	—	—	—	7017	—	7789	—	—	—	—
	1	1	72	36	4-6	...R3...	4461	12026	13708	13037	—	—	8138	6579	8911	7588	—	—	—
	1	1	78	39	6-8	...R4...	5121	12686	14368	13697	—	—	8799	7239	9572	8250	—	8723	9083
	1	1	84	42	6-8	...R5...	5828	13395	15075	14404	—	—	9505	7947	10278	8956	—	9459	9818
	1	1	90	48	6-8	...R6...	6949	14517	16196	15525	9617	10071	10626	9068	11400	10077	22845	10605	10968
	1	1	96	48	6-12	...R7...	7388	14955	16637	15966	10057	10525	11512	9507	11839	10853	23283	11075	11437
	1	1	108	48	8-12	...R8...	8218	15785	17466	16795	10888	11384	12344	10338	12671	11682	24114	11960	12323
	1	1	120	52	8-14	...R9...	9697	17265	18945	18275	12468	13026	13825	13044	14149	13163	25594	13497	13859
	2	2	132	52	8-14	...R10...	10593	22251	23933	23259	14745	15362	14718	13940	15044	15171	32176	15981	16522
	2	2	144	52	10-16	...R11...	11489	23145	24825	24153	15640	16285	17675	14833	18162	16066	33071	16931	17471
	2	2	156	56	10-18	...R12...	13225	24881	29647	25889	18607	18355	19410	16571	19899	18912	34809	19079	19999
	2	2	168	56	10-18	...R13...	14185	25842	30605	26850	19565	19344	20371	17530	20859	19872	35767	20094	21014
	2	2	180	56	12-20	...R14...	15142	26802	31565	27809	20524	20333	21331	18489	21818	20831	36727	21110	22030
	2	2	192	60	12-20	...R15...	17141	31881	36646	32891	24317	24274	23330	21827	23818	25056	39483	24816	26045
	2	2	204	60	12-20	...R16...	18166	32908	37671	33916	25340	25328	26417	22851	27065	26082	46448	25896	27123
	2	2	216	60	14-22	...R17...	19190	33929	38695	34938	26363	26381	27440	23875	28089	27104	47471	26977	28202
	2	2	240	60	16-26	...R18...	21188	35930	40693	36936	28363	28439	29438	25875	30088	29103	49469	29087	30315
 Video	1	1	78	39/26	5-7	...V1...	5233	—	—	—	—	—	8909	7351	9683	8359	—	—	—
	1	1	84	42/28	5-7	...V2...	5945	—	—	—	—	—	9623	8065	10397	9074	—	—	—
	1	1	90	48/36	5-7	...V3...	7074	14639	16321	15649	9742	—	10750	9192	11524	10202	22968	10731	11093
	1	1	96	48/36	5-9	...V4...	7517	15082	16766	16093	10186	—	11643	9635	11967	10982	23414	11204	11564
	1	1	108	48/36	7-9	...V5...	8353	15919	17601	16928	11020	—	12479	10471	12803	11815	24248	12097	12457
	1	1	120	52/40	7-11	...V6...	9836	17404	19086	18414	12607	13167	13962	13183	14289	13303	25732	13636	13999
	2	2	132	52/40	7-11	...V7...	10738	22397	24078	23404	14890	15506	14863	14084	15189	15317	32321	16128	16667
	2	2	144	52/40	9-13	...V8...	11638	23295	24977	24303	15790	16436	17824	14983	18312	16217	33221	17081	17621
	2	2	156	56/44	9-15	...V9...	13381	25039	29804	26048	18763	18512	19570	16727	20057	19071	34965	19237	20154
	2	2	168	56/44	9-15	...V10...	14348	26004	30770	27014	19728	19509	20535	17695	21023	20036	35931	20257	21180
	2	2	180	56/44	9-15	...V11...	15311	26969	31734	27977	20693	20499	21498	18657	21986	21000	36894	21277	22198
	2	2	192	60/44	11-18	...V12...	17315	32055	36819	33062	24490	24448	23502	21999	23990	25229	39656	24988	26216
	2	2	204	60/44	11-18	...V13...	18344	33085	37850	34095	25519	25507	26597	23030	27244	26260	46628	26076	27302
	2	2	216	60/44	13-20	...V14...	19374	34115	38878	35125	26548	26566	27624	24059	28274	27289	47655	27160	28388
	2	2	240	60/44	13-22	...V15...	21377	36118	40881	37126	28552	28627	29628	26061	30276	29292	49660	29278	30503

! IMPORTANT:


Wood grain direction is along the width dimension (w) on 1-section tops and depth dimension (d) on 2-section tops.


All top sizes are nominal; actual size may vary by +/-2%.

Tables will be in multiple sections depending on size; tops may further be in multiple pieces. See listings above.

< See the Top Options on a previous page for a full range of special top and border treatments that may be applied.

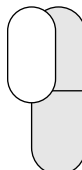
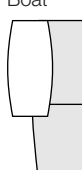

See the Terms & Options section at the front of the price list for POWER-DATA solutions.





Square Self Edge 1.5th
 Acrylic Solid Surface Top: Avonite® Polaris
 USS1C...



Shape	sections		w	d	Seats	Top Code	Top Only	Coda -Vee	Coda -Wire	Coda -X	Cylinder Ø	Plinth Ø	Ryvlt	Spyda -T	Spyda -X	Spyda -Y	Uffizi -Loop	Zi-A Ø	Zi-D Ø
	pcs	Top																	
Track 	1	1	42	30	2-4	...T1...	2711	—	—	—	—	—	6389	—	7161	—	—	—	—
	1	1	60	30	4-6	...T2...	3498	—	—	—	—	—	7176	—	7951	—	—	—	—
	1	1	72	36	6-8	...T3...	4630	12195	13877	—	—	—	8305	6748	9079	7757	—	—	—
	1	1	78	39	6-8	...T4...	5298	12865	14547	13872	—	—	8975	7415	9748	8425	—	8900	9259
	1	1	84	42	6-8	...T5...	6015	13580	15261	14589	—	—	9690	8132	10464	9141	—	9645	10004
	1	1	90	48	6-8	...T6...	7146	14711	16394	15721	9812	10266	10823	9263	11595	10272	23039	10804	11165
	1	1	96	48	6-12	...T7...	7594	15160	16840	16169	10262	10731	11719	9713	12044	11057	23489	11280	11640
	1	1	108	52	8-12	...T8...	8432	15999	17678	17008	11099	11596	12557	10550	12883	11896	24327	12172	12536
	1	1	120	54	8-14	...T9...	9919	17486	19166	18495	12687	13248	14045	13264	14372	13383	25815	13718	14078
	2	2	132	54	8-14	...T10...	10823	22481	24161	23489	14977	15591	14949	14169	15274	15402	32407	16212	16752
	2	2	144	54	10-16	...T11...	11726	23384	25066	24393	15879	16524	17915	15072	18400	16306	33310	17171	17710
	2	2	156	60	10-18	...T12...	13473	25132	29896	26140	18856	18604	19662	16821	20149	19162	35057	19330	20248
	2	2	168	60	10-18	...T13...	14442	26101	30864	27110	19824	19603	20631	17788	21117	20129	36025	20353	21273
	2	2	180	60	12-20	...T14...	15409	27066	31832	28076	20789	20599	21598	18756	22085	21098	36993	21376	22297
	2	2	192	60	12-20	...T15...	17418	32160	36922	33166	24593	24549	23606	22102	24093	25332	39757	25092	26319
	2	2	204	60	12-20	...T16...	18450	33191	37955	34198	25624	25611	26700	23135	27349	26363	46730	26179	27407
	2	2	216	60	14-22	...T17...	19483	34224	38987	35230	26658	26673	27732	24169	28383	27397	47763	27270	28497
	2	2	240	60	16-26	...T18...	21490	36231	40994	37238	28663	28740	29740	26175	30388	29404	49771	29389	30616
Boat 	1	1	42	30/24	2-4	...B1...	2686	—	—	—	—	—	6363	—	7137	—	—	—	—
	1	1	60	30/24	4-6	...B2...	3475	—	—	—	—	—	7152	—	7926	—	—	—	—
	1	1	72	36/28	6-8	...B3...	4604	—	—	—	—	—	8281	6722	9054	7730	—	—	—
	1	1	78	39/30	6-8	...B4...	5271	—	—	—	—	—	8948	7388	9720	8399	—	8872	9231
	1	1	84	42/30	6-8	...B5...	5987	—	—	—	—	—	9663	8104	10437	9114	—	9617	9977
	1	1	90	48/32	6-8	...B6...	7115	14681	16364	15691	9781	10236	10792	9233	11565	10242	23009	10773	11135
	1	1	96	48/32	6-10	...B7...	7560	15128	16808	16138	10230	10699	11686	9681	12013	11026	23458	11249	11609
	1	1	108	52/34	8-10	...B8...	8400	15967	17647	16975	11068	11565	12526	10519	12851	11864	24296	12141	12504
	1	1	120	54/36	8-12	...B9...	9887	17454	19134	18463	12655	13213	14010	13231	14336	13349	25781	13685	14046
	2	2	132	54/36	8-12	...B10...	10787	22447	24127	23453	14940	15557	14912	14133	15239	15367	32371	16177	16716
	2	2	144	54/36	10-14	...B11...	11691	23348	25029	24356	15842	16489	17877	15037	18365	16269	33272	17133	17675
	2	2	156	60/40	10-16	...B12...	13435	25095	29859	26102	18819	18565	19624	16782	20112	19125	35020	19291	20209
	2	2	168	60/40	10-16	...B13...	14403	26059	30822	27066	19783	19562	20588	17748	21076	20091	35985	20312	21234
	2	2	180	60/40	12-20	...B14...	15369	27028	31790	28034	20751	20557	21556	18714	22043	21058	36952	21334	22255
	2	2	192	60/40	12-20	...B15...	17375	32116	36881	33123	24549	24508	23564	22060	24050	25289	39716	25050	26276
	2	2	204	60/40	12-20	...B16...	18408	33148	37911	34156	25582	25568	26658	23092	27306	26321	46689	26138	27364
	2	2	216	60/40	14-22	...B17...	19437	34179	38943	35187	26611	26629	27689	24123	28336	27352	47719	27227	28450
	2	2	240	60/40	14-24	...B18...	21444	36185	40949	37193	28620	28694	29695	26130	30344	29359	49724	29344	30572
Ellipse 	1	1	42	30/24	2-4	...E1...	2735	—	—	—	—	—	6411	—	7184	—	—	—	—
	1	1	60	30/24	4-6	...E2...	3523	—	—	—	—	—	7201	—	7977	—	—	—	—
	1	1	72	36/24	6	...E3...	4658	—	—	—	—	—	8333	—	9107	7784	—	—	—
	1	1	78	39/26	6-8	...E4...	5327	—	—	—	—	—	9004	7444	9776	8454	—	8928	9288
	1	1	84	42/28	6-8	...E5...	6045	—	—	—	—	—	9720	8162	10494	9171	—	9675	10035
	1	1	90	48/32	6-8	...E6...	7176	14741	16424	15751	9845	10296	10853	9294	11626	10302	23070	10834	11195
	1	1	96	48/32	6-10	...E7...	7627	15192	16874	16201	10294	10764	11752	9745	12078	11091	23522	11313	11673
	1	1	108	52/34	8-10	...E8...	8467	16033	17714	17042	11135	11633	12593	10586	12918	11930	24361	12209	12570
	1	1	120	54/36	8-12	...E9...	9956	17521	19204	18531	12725	13284	14081	13303	14407	13419	25852	13754	14115
	2	2	132	54/36	8-12	...E10...	10862	22518	24201	23525	15013	15627	14986	14206	15311	15439	32445	16250	16792
	2	2	144	54/36	10-14	...E11...	11766	23424	25106	24432	15918	16564	17954	15110	18441	16344	33350	17211	17751
	2	2	156	60/40	10-16	...E12...	13514	25171	29937	26179	18894	18644	19703	16859	20187	19201	35099	19368	20286
	2	2	168	60/40	10-16	...E13...	14485	26142	30905	27149	19864	19645	20671	17830	21158	20172	36067	20395	21313
	2	2	180	60/40	10-16	...E14...	15454	27113	31875	28119	20835	20642	21641	18799	22128	21143	37037	21419	22340
	2	2	192	60/40	12-20	...E15...	17461	32202	36965	33209	24636	24594	23647	22146	24136	25374	39802	25136	26362
	2	2	204	60/40	12-20	...E16...	18496	33237	38000	34246	25671	25658	26747	23180	27395	26411	46779	26227	27452
	2	2	216	60/40	14-22	...E17...	19530	34270	39034	35278	26703	26720	27780	24214	28429	27445	47812	27318	28542
	2	2	240	60/40	14-24	...E18...	21539	36280	41042	37286	28712	28789	29787	26222	30439	29453	49819	29437	30664

! IMPORTANT:


Grain direction is along the width dimension (w) on 1-section tops and depth dimension (d) on 2-section tops.

All top sizes are nominal; actual size may vary by +/-2%.

Tables will be in multiple sections depending on size; tops may further be in multiple pieces. See listings above.

< See the Top Options on a previous page for a full range of special top and border treatments that may be applied.

See the Terms & Options section at the front of the price list for POWER-DATA solutions.




Specify: Product No. & Qty
 Edge Shape
 Tagging
 Metal Finish
 Wood Finish

Ø Denotes wire path provided.
 ‡ Requires field sub-assembly.

Prices listed in Wood1 Finishes.



Square PVC Edge 1.5th
 HPL Top (Formica® 949 White)
 USS1H...



Shape	sections		w	d	Seats	Top Code	Top Only	Coda -Vee	Coda -Wire	Coda -X	Cylinder Ø	Plinth Ø	Ryvite	Spyda -T	Spyda -X	Spyda -Y	Uffizi -Loop	Zi-A Ø	Zi-D Ø	
	pcs																			
	1	1	30	Diam	2-3	...C1...	1494	—	—	—	—	—	3334	—	3452	—	—	—	—	
		1	36	Diam	3-4	...C2...	1707	—	—	—	—	—	—	3546	—	3794	—	—	—	—
	2	1	42	Diam	3-5	...C3...	1961	—	5045	—	3294	—	3800	—	4046	—	8407	—	—	—
		1	48	Diam	4-6	...C4...	2238	—	5320	—	3623	—	4299	—	4461	—	8681	—	—	—
		1	54	Diam	4-7	...C5...	2565	—	—	—	4358	—	4629	—	4997	—	9011	—	—	—
		1	60	Diam	5-7	...C6...	2967	—	—	—	4759	—	5690	—	5399	—	9413	—	—	—
		2	2	66	Diam	5-8	...C7...	3393	—	—	—	5487	—	—	—	—	—	—	—	—
		2	2	72	Diam	6-9	...C8...	3908	—	—	—	6504	—	—	—	—	—	—	—	—
	1	1	30	30	2-4	...S1...	1351	—	—	—	—	—	3190	—	3309	—	—	—	—	
		1	36	36	4	...S2...	1563	—	—	—	—	—	—	3401	—	3650	—	—	—	—
	2	1	42	42	4	...S3...	1810	—	4892	—	—	—	3352	3650	—	3896	—	8255	—	—
		1	48	48	4-8	...S4...	2098	—	5182	—	—	—	3706	4162	—	4325	—	8543	—	—
		1	54	54	4-8	...S5...	2414	—	—	—	—	—	4122	—	—	4846	—	8859	—	—
		1	60	60	4-8	...S6...	2764	—	—	—	—	—	4573	—	—	5194	—	9206	—	—
	1	1	42	30	4	...R1...	1471	—	—	—	—	—	5148	—	5920	—	—	—	—	
		1	60	30	4-6	...R2...	1785	—	—	—	—	—	—	5460	—	6234	—	—	—	—
	2	1	72	36	4-6	...R3...	2221	9788	11469	10797	—	—	—	5900	4340	6670	5350	—	—	—
		1	78	39	6-8	...R4...	2492	10058	11740	11068	—	—	—	6171	4611	6942	5621	—	6093	6453
		1	84	42	6-8	...R5...	2779	10347	12026	11355	—	—	—	6456	4898	7230	5907	—	6410	6771
		1	90	48	6-8	...R6...	3217	10783	12465	11794	5883	6338	6894	5334	7667	6345	19112	6875	7237	
		1	96	48	6-12	...R7...	3408	10976	12655	11984	6076	6544	7533	5527	7859	6870	19304	7093	7455	
		1	108	48	8-12	...R8...	3740	11306	12987	12315	6407	6906	7866	5858	8189	7203	19634	7482	7843	
		1	120	52	8-14	...R9...	4306	11873	13555	12883	7077	7634	8432	7654	8757	7771	20202	8104	8467	
		2	2	132	52	8-14	...R10...	4661	16317	18002	17327	8813	9430	8786	8008	9112	9241	26245	10050	10590
		2	2	144	52	10-16	...R11...	5017	16674	18357	17682	9169	9816	11204	8362	11692	9597	26600	10462	11003
		2	2	156	56	10-18	...R12...	5677	17333	22098	18342	11057	10807	11864	9022	12352	11365	27260	11530	12450
		2	2	168	56	10-18	...R13...	6055	17713	22477	18722	11437	11215	12243	9400	12731	11742	27638	11965	12885
		2	2	180	56	12-20	...R14...	6434	18093	22857	19101	11814	11622	12623	9779	13110	12124	28019	12401	13320
		2	2	192	60	12-20	...R15...	7189	21930	26692	22937	14362	14320	13375	11873	13863	15102	29528	14862	16090
		2	2	204	60	12-20	...R16...	7591	22332	27094	23338	14765	14750	15840	12275	16491	15505	35872	15321	16547
		2	2	216	60	14-22	...R17...	7990	22732	27497	23740	15165	15183	16243	12677	16890	15906	36273	15778	17004
		2	2	240	60	16-26	...R18...	8746	23488	28250	24494	15921	15997	16998	13431	17646	16661	37027	16646	17873
	1	1	78	39/26	5-7	...V1...	2603	—	—	—	—	—	6281	4721	7054	5731	—	—	—	
		1	84	42/28	5-7	...V2...	2898	—	—	—	—	—	—	6573	5016	7348	6023	—	—	—
	2	1	90	48/36	5-7	...V3...	3340	10905	12588	11915	6008	—	—	7017	5458	7789	6468	19235	6997	7358
		1	96	48/36	5-9	...V4...	3537	11102	12784	12111	6204	—	—	7662	5655	7987	7000	19432	7224	7583
		1	108	48/36	7-9	...V5...	3873	11440	13121	12450	6541	—	—	7999	5992	8324	7337	19769	7615	7979
		1	120	52/40	7-11	...V6...	4446	12013	13693	13021	7214	7774	—	8570	7791	8897	7909	20341	8243	8606
		2	2	132	52/40	7-11	...V7...	4806	16465	18147	17471	8958	9574	8931	8152	9256	9386	26390	10195	10735
		2	2	144	52/40	9-13	...V8...	5168	16826	18507	17834	9320	9966	11355	8513	11842	9746	26751	10613	11153
		2	2	156	56/44	9-15	...V9...	5834	17491	22255	18500	11215	10962	12021	9178	12509	11523	27417	11688	12607
		2	2	168	56/44	9-15	...V10...	6219	17876	22640	18883	11599	11379	12406	9563	12892	11906	27803	12129	13048
		2	2	180	56/44	9-15	...V11...	6603	18260	23025	19269	11984	11793	12791	9948	13278	12290	28185	12569	13489
		2	2	192	60/44	11-18	...V12...	7359	22101	26865	23110	14533	14493	13549	12045	14035	15275	29700	15035	16260
		2	2	204	60/44	11-18	...V13...	7770	22511	27274	23518	14943	14930	16020	12455	16668	15682	36050	15499	16726
		2	2	216	60/44	13-20	...V14...	8176	22917	27680	23925	15350	15367	16426	12861	17074	16091	36458	15964	17188
		2	2	240	60/44	13-22	...V15...	8936	23675	28441	24684	16110	16187	17186	13621	17835	16851	37218	16835	18063

! IMPORTANT:


Wood grain direction is along the width dimension (w) on 1-section tops and depth dimension (d) on 2-section tops.

All top sizes are nominal; actual size may vary by +/-2%.

Tables will be in multiple sections depending on size; tops may further be in multiple pieces. See listings above.

< See the Top Options on a previous page for a full range of special top and border treatments that may be applied.


See the Terms & Options section at the front of the price list for POWER-DATA solutions.



Specify: Product No. & Qty
 Edge Shape
 Tagging
 Metal Finish
 Wood Finish

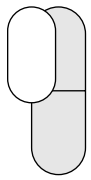
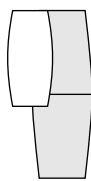
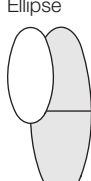
Ø Denotes wire path provided.
 ‡ Requires field sub-assembly.

Prices listed in Wood1 Finishes.



Square PVC Edge 1.5th
 HPL Top (Formica® 949 White)
 USS1H...



Shape	sections		w	d	Seats	Top Code	Top Only	Coda -Vee	Coda -Wire	Coda -X	Cylinder Ø	Plinth Ø	Ryvit	Spyda -T	Spyda -X	Spyda -Y	Uffizi -Loop	Zi-A Ø	Zi-D Ø
	pcs																		
Track 	1	1	42	30	2-4	...T1...	1621	—	—	—	—	—	5298	—	6072	—	—	—	—
	1	1	60	30	4-6	...T2...	1944	—	—	—	—	—	5622	—	6395	—	—	—	—
	1	1	72	36	6-8	...T3...	2390	9956	11638	—	—	—	6065	4507	6839	5517	—	—	—
	1	1	78	39	6-8	...T4...	2669	10235	11916	11246	—	—	6347	4787	7119	5797	—	6270	6632
	1	1	84	42	6-8	...T5...	2966	10532	12214	11540	—	—	6645	5084	7415	6093	—	6596	6955
	1	1	90	48	6-8	...T6...	3412	10979	12659	11988	6081	6535	7089	5532	7863	6540	19307	7070	7433
	1	1	96	48	6-12	...T7...	3612	11178	12859	12188	6281	6749	7738	5731	8063	7077	19509	7298	7659
	1	1	108	52	8-12	...T8...	3953	11521	13200	12528	6621	7118	8078	6072	8404	7415	19849	7694	8057
	1	1	120	54	8-14	...T9...	4528	12096	13775	13103	7297	7856	8653	7873	8979	7990	20424	8326	8686
	2	2	132	54	8-14	...T10...	4892	16551	18232	17558	9046	9660	9018	8238	9343	9472	26477	10282	10821
	2	2	144	54	10-16	...T11...	5258	16915	18595	17923	9409	10054	11444	8601	11933	9835	26841	10702	11242
	2	2	156	60	10-16	...T12...	5926	17585	22347	18591	11307	11056	12112	9272	12600	11614	27509	11781	12701
	2	2	168	60	10-18	...T13...	6313	17973	22735	18978	11694	11473	12501	9659	12988	12001	27897	12224	13144
	2	2	180	60	12-20	...T14...	6699	18360	23122	19367	12081	11891	12889	10047	13375	12388	28284	12669	13587
	2	2	192	60	12-20	...T15...	7464	22204	26967	23212	14638	14595	13651	12148	14138	15378	29804	15136	16365
	2	2	204	60	12-20	...T16...	7874	22616	27379	23625	15049	15037	16124	12561	16774	15790	36155	15604	16831
	2	2	216	60	14-22	...T17...	8285	23027	27789	24034	15459	15476	16535	12971	17185	16199	36566	16073	17298
	2	2	240	60	16-26	...T18...	9048	23789	28552	24795	16223	16298	17298	13732	17948	16961	37328	16946	18175
Boat 	1	1	42	30/24	2-4	...B1...	1597	—	—	—	—	—	5275	—	6048	—	—	—	—
	1	1	60	30/24	4-6	...B2...	1919	—	—	—	—	—	5596	—	6368	—	—	—	—
	1	1	72	36/28	6-8	...B3...	2364	—	—	—	—	—	6042	4483	6813	5491	—	—	—
	1	1	78	39/30	6-8	...B4...	2642	—	—	—	—	—	6319	4759	7092	5770	—	6244	6604
	1	1	84	42/30	6-8	...B5...	2937	—	—	—	—	—	6616	5055	7387	6064	—	6567	6927
	1	1	90	48/32	6-8	...B6...	3382	10949	12629	11958	6050	6505	7058	5501	7832	6510	19277	7039	7402
	1	1	96	48/32	6-10	...B7...	3579	11147	12828	12157	6248	6718	7706	5700	8031	7044	19477	7267	7627
	1	1	108	52/34	8-10	...B8...	3922	11489	13169	12497	6590	7086	8045	6040	8371	7384	19818	7663	8024
	1	1	120	54/36	8-12	...B9...	4496	12060	13743	13070	7264	7821	8619	7841	8945	7958	20390	8293	8654
	2	2	132	54/36	8-12	...B10...	4859	16516	18197	17523	9011	9627	8983	8204	9308	9436	26441	10247	10785
	2	2	144	54/36	10-14	...B11...	5218	16879	18559	17887	9372	10018	11408	8565	11894	9799	26803	10663	11204
	2	2	156	60/40	10-16	...B12...	5887	17545	22308	18553	11267	11016	12074	9231	12562	11576	27471	11741	12659
	2	2	168	60/40	10-16	...B13...	6275	17932	22695	18940	11655	11436	12461	9620	12949	11963	27856	12186	13104
	2	2	180	60/40	12-20	...B14...	6661	18318	23082	19327	12042	11850	12848	10006	13336	12347	28243	12626	13548
	2	2	192	60/40	12-20	...B15...	7420	22161	26926	23171	14595	14553	13610	12106	14096	15336	29761	15095	16322
	2	2	204	60/40	12-20	...B16...	7831	22572	27335	23579	15007	14991	16081	12516	16729	15746	36112	15561	16788
	2	2	216	60/40	14-22	...B17...	8239	22979	27746	23989	15414	15431	16491	12925	17139	16153	36521	16027	17254
	2	2	240	60/40	14-24	...B18...	9001	23744	28506	24752	16177	16253	17254	13688	17902	16916	37284	16901	18128
Ellipse 	1	1	42	30/24	2-4	...E1...	1645	—	—	—	—	—	5323	—	6094	—	—	—	—
	1	1	60	30/24	4-6	...E2...	1970	—	—	—	—	—	5648	—	6421	—	—	—	—
	1	1	72	36/24	6	...E3...	2417	—	—	—	—	—	6093	—	6867	5544	—	—	—
	1	1	78	39/26	6-8	...E4...	2698	—	—	—	—	—	6375	4816	7148	5827	—	6301	6661
	1	1	84	42/28	6-8	...E5...	2996	—	—	—	—	—	6675	5114	7445	6123	—	6626	6988
	1	1	90	48/32	6-8	...E6...	3445	11010	12690	12020	6112	6566	7121	5563	7896	6571	19340	7103	7464
	1	1	96	48/32	6-10	...E7...	3644	11210	12892	12221	6313	6782	7771	5763	8097	7110	19541	7330	7692
	1	1	108	52/34	8-10	...E8...	3987	11554	13234	12564	6655	7153	8112	6106	8438	7451	19882	7729	8092
	1	1	120	54/36	8-12	...E9...	4563	12130	13811	13140	7333	7893	8689	7909	9015	8027	20459	8362	8725
	2	2	132	54/36	8-12	...E10...	4930	16586	18270	17593	9082	9695	9054	8273	9379	9507	26513	10318	10859
	2	2	144	54/36	10-14	...E11...	5295	16953	18635	17960	9447	10094	11481	8642	11970	9875	26878	10740	11280
	2	2	156	60/40	10-16	...E12...	5965	17622	22388	18632	11347	11095	12154	9312	12642	11654	27549	11821	12739
	2	2	168	60/40	10-16	...E13...	6353	18012	22777	19020	11736	11512	12541	9701	13030	12043	27937	12266	13185
	2	2	180	60/40	10-16	...E14...	6743	18400	23165	19408	12126	11933	12931	10089	13418	12431	28327	12710	13630
	2	2	192	60/40	12-20	...E15...	7506	22247	27012	23255	14681	14639	13696	12193	14184	15422	29847	15182	16408
	2	2	204	60/40	12-20	...E16...	7922	22662	27423	23668	15095	15080	16170	12605	16821	15834	36202	15650	16879
	2	2	216	60/40	14-22	...E17...	8332	23071	27837	24080	15506	15524	16582	13017	17231	16248	36613	16119	17345
	2	2	240	60/40	14-24	...E18...	9097	23837	28600	24844	16272	16345	17346	13780	17997	17011	37378	16996	18222

! IMPORTANT:


Grain direction is along the width dimension (w) on 1-section tops and depth dimension (d) on 2-section tops.

All top sizes are nominal; actual size may vary by +/-2%.

Tables will be in multiple sections depending on size; tops may further be in multiple pieces. See listings above.

< See the Top Options on a previous page for a full range of special top and border treatments that may be applied.


See the Terms & Options section at the front of the price list for POWER-DATA solutions.



Specify: Product No. & Qty
 Edge Shape
 Tagging
 Metal Finish
 Wood Finish

Ø Denotes wire path provided.
 ‡ Requires field sub-assembly.

Prices listed in Wood1 Finishes.



Square Self Edge 1.5th
Marble Top (Carrara Marble)
USS1M...




					...D	...E	...G	...K	...N	...P	...R	...S	...T	...U	...V	...Y	...Z			
Shape	sections	pcs	w	d	Seats	Top Code	Top Only	Coda -Vee	Coda -Wire	Coda -X	Cylinder Ø	Plinth Ø	Ryvlt	Spyda -T	Spyda -X	Spyda -Y	Uffizi -Loop	Zi-A Ø	Zi-D Ø	
	Circle	1	1	30	Diam	2-3	...C1...	3786	—	—	—	—	5624	—	5743	—	—	—	—	—
		1	36	Diam	3-4	...C2...	5011	—	—	—	—	—	6847	—	7093	—	—	—	—	—
		1	42	Diam	3-5	...C3...	6452	—	9535	—	7785	—	8291	—	8538	—	12897	—	—	—
		1	48	Diam	4-6	...C4...	8103	—	11188	—	9489	—	10166	—	10326	—	14549	—	—	—
		2	54	Diam	4-7	...C5...	9991	—	—	—	11783	—	12053	—	12423	—	16436	—	—	—
		2	60	Diam	5-7	...C6...	12135	—	—	—	13927	—	14859	—	14566	—	18580	—	—	—
		2	66	Diam	5-8	...C7...	14487	—	—	—	16581	—	—	—	—	—	—	—	—	—
		2	72	Diam	6-9	...C8...	17109	—	—	—	19705	—	—	—	—	—	—	—	—	—
	Square	1	1	30	30	2-4	...S1...	3642	—	—	—	—	5481	—	5599	—	—	—	—	—
		1	36	36	4	...S2...	4864	—	—	—	—	—	6702	—	6949	—	—	—	—	—
		1	42	42	4	...S3...	6304	—	9386	—	—	7844	8141	—	8388	—	12746	—	—	—
		1	48	48	4-8	...S4...	7965	—	11047	—	—	9573	10028	—	10191	—	14410	—	—	—
		1	54	54	4-8	...S5...	9839	—	—	—	—	11551	—	—	12273	—	16285	—	—	—
		1	60	60	4-8	...S6...	11933	—	—	—	—	13742	—	—	14363	—	18377	—	—	—
	Rectangle	1	1	42	30	4	...R1...	4678	—	—	—	—	8356	—	9131	—	—	—	—	—
		1	60	30	4-6	...R2...	6367	—	—	—	—	—	10046	—	10817	—	—	—	—	—
		1	72	36	4-6	...R3...	8823	16389	18070	17399	—	—	12499	10942	13274	11951	—	—	—	—
		1	78	39	6-8	...R4...	10238	17805	19487	18815	—	—	13917	12357	14689	13368	—	13840	14200	—
		1	84	42	6-8	...R5...	11765	19331	21011	20340	—	—	15442	13884	16215	14893	—	15395	15755	—
		1	90	48	6-8	...R6...	14218	21786	23465	22793	16886	17341	17896	16338	18670	17346	30114	17876	18238	—
		1	96	48	6-12	...R7...	15142	22708	24391	23719	17812	18280	19269	17261	19594	18608	31040	18829	19190	—
		2	108	48	8-12	...R8...	16941	24508	26188	25516	—	20106	—	—	—	—	32836	20683	21044	—
		3	120	52	8-14	...R9...	20197	27762	29446	28772	—	23524	—	—	—	—	36093	23996	24357	—
		2	4	132	52	8-14	...R10...	22143	33800	35481	34809	—	26910	—	—	—	43726	27531	28073	—
		4	144	52	10-16	...R11...	24085	35743	37424	36751	—	28883	—	—	—	—	45668	29531	30070	—
		4	156	56	10-18	...R12...	27924	39582	44346	40590	—	33054	—	—	—	—	49509	33780	34697	—
		4	168	56	10-18	...R13...	30013	41672	46436	42680	—	35173	—	—	—	—	51598	35924	36843	—
		4	180	56	12-20	...R14...	32105	43761	48526	44769	—	37293	—	—	—	—	53688	38071	38990	—
		4	192	60	12-20	...R15...	36525	51267	56029	52274	—	43658	—	—	—	—	58865	44198	45426	—
		6	204	60	12-20	...R16...	38761	53501	58263	54509	—	45921	—	—	—	—	67041	46491	47718	—
		6	216	60	14-22	...R17...	40995	55737	60500	56744	—	48186	—	—	—	—	69276	48782	50008	—
		6	240	60	16-26	...R18...	45419	60157	64920	61165	—	52667	—	—	—	—	73699	53317	54543	—
	Video	1	1	78	39/26	5-7	...V1...	10350	—	—	—	—	14029	12469	14802	13478	—	—	—	—
		1	84	42/28	5-7	...V2...	11882	—	—	—	—	—	15560	14002	16334	15010	—	—	—	—
		1	90	48/36	5-7	...V3...	14342	21907	23588	22917	17010	—	18017	16460	18792	17468	30235	17999	18361	—
		1	96	48/36	5-9	...V4...	15273	22838	24520	23847	17940	—	19397	17391	19722	18736	31166	18959	19318	—
		2	108	48/36	7-9	...V5...	17074	24642	26324	25652	—	—	—	—	—	—	32970	20817	21181	—
		3	120	52/40	7-11	...V6...	20338	27903	29585	28911	—	23664	—	—	—	—	36232	24134	24496	—
		2	4	132	52/40	7-11	...V7...	22287	33946	35627	34954	—	27057	—	—	—	43871	27675	28216	—
		4	144	52/40	9-13	...V8...	24237	35894	37577	36900	—	29035	—	—	—	—	45820	29681	30223	—
		4	156	56/44	9-15	...V9...	28080	39738	44501	40746	—	33209	—	—	—	—	49663	33933	34854	—
		4	168	56/44	9-15	...V10...	30175	41833	46599	42842	—	35336	—	—	—	—	51760	36087	37007	—
		4	180	56/44	9-15	...V11...	32273	43930	48693	44937	—	37462	—	—	—	—	53854	38238	39160	—
		4	192	60/44	11-18	...V12...	36698	51440	56202	52447	—	43830	—	—	—	—	59038	44371	45599	—
		6	204	60/44	11-18	...V13...	38940	53679	58443	54686	—	46098	—	—	—	—	67220	46668	47897	—
		6	216	60/44	13-20	...V14...	41181	55920	60684	56929	—	48371	—	—	—	—	69461	48967	50192	—
		6	240	60/44	13-22	...V15...	45607	60348	65112	61356	—	52859	—	—	—	—	73888	53506	54735	—

! IMPORTANT:

Wood grain direction is along the width dimension (w) on 1-section tops and depth dimension (d) on 2-section tops. All top sizes are nominal; actual size may vary by +/-2%.

Tables will be in multiple sections depending on size; tops may further be in multiple pieces. See listings above.

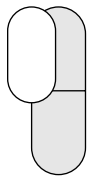
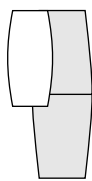
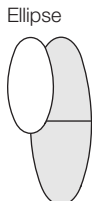
- < See the Top Options on a previous page for a full range of special top and border treatments that may be applied.
- See the Terms & Options section at the front of the price list for POWER-DATA solutions.





Square Self Edge 1.5th
Marble Top (Carrara Marble)
USS1M...



Shape	sections		w	d	Seats	Top Code	Top Only	Coda -Vee	Coda -Wire	Coda -X	Cylinder Ø	Plinth Ø	Ryvite	Spyda -T	Spyda -X	Spyda -Y	Uffizi -Loop	Zi-A Ø	Zi-D Ø			
	pcs																					
Track 	1	1	42	30	2-4	...T1...	4830	—	—	—	—	—	8506	—	9279	—	—	—	—			
	1	1	60	30	4-6	...T2...	6530	—	—	—	—	—	10205	—	10979	—	—	—	—			
	1	1	72	36	6-8	...T3...	8991	16556	18238	—	—	—	12669	11109	13441	12116	—	—	—			
	1	1	78	39	6-8	...T4...	10415	17982	19663	18992	—	—	14093	12535	14867	13544	—	14017	14378			
	1	1	84	42	6-8	...T5...	11951	19517	21196	20526	—	—	15626	14070	16400	15077	—	15582	15941			
	1	1	90	48	6-8	...T6...	14414	21981	23662	22991	17081	17534	18091	16532	18863	17543	30309	18071	18434			
	1	1	96	48	6-12	...T7...	15347	22914	24595	23922	18015	18484	19473	17466	19797	18811	31242	19033	19395			
	2	108	52	8-12	...T8...	17155	24722	26402	25730	—	20320	—	—	—	—	—	33050	20896	21258			
	3	120	54	8-14	...T9...	20419	27984	29666	28994	—	23747	—	—	—	—	—	—	36314	24215	24578		
	2	4	132	54	8-14	...T10...	22372	34030	35712	35039	—	27142	—	—	—	—	—	—	43955	27760	28300	
	4	144	54	10-16	...T11...	24326	35983	37666	36991	—	29123	—	—	—	—	—	—	—	45909	29771	30312	
	4	156	60	10-18	...T12...	28171	39831	44592	40838	—	33301	—	—	—	—	—	—	—	49756	34028	34945	
	4	168	60	10-18	...T13...	30271	41928	46694	42938	—	35432	—	—	—	—	—	—	—	51854	36182	37103	
	4	180	60	12-20	...T14...	32370	44029	48791	45036	—	37558	—	—	—	—	—	—	—	53953	38338	39257	
	4	192	60	12-20	...T15...	36802	51542	56304	52548	—	43932	—	—	—	—	—	—	—	59140	44475	45703	
	6	204	60	12-20	...T16...	39045	53784	58550	54793	—	46206	—	—	—	—	—	—	—	—	67327	46775	48002
	6	216	60	14-22	...T17...	41288	56029	60794	57038	—	48480	—	—	—	—	—	—	—	—	69571	49078	50301
	6	240	60	16-26	...T18...	45721	60462	65225	61469	—	52971	—	—	—	—	—	—	—	—	74001	53619	54847
Boat 	1	1	42	30/24	2-4	...B1...	4806	—	—	—	—	—	8483	—	9256	—	—	—	—			
	1	1	60	30/24	4-6	...B2...	6505	—	—	—	—	—	10180	—	10954	—	—	—	—			
	1	1	72	36/28	6-8	...B3...	8964	—	—	—	—	—	12643	11083	13415	12094	—	—	—			
	1	1	78	39/30	6-8	...B4...	10387	—	—	—	—	—	14065	12508	14839	13516	—	13990	14350			
	1	1	84	42/30	6-8	...B5...	11922	—	—	—	—	—	15597	14040	16371	15049	—	15553	15912			
	1	1	90	48/32	6-8	...B6...	14384	21950	23632	22960	17052	17504	18061	16502	18833	17513	30277	18041	18402			
	1	1	96	48/32	6-10	...B7...	15316	22882	24564	23891	17984	18452	19439	17434	19766	18780	31210	19002	19362			
	2	108	52/34	8-10	...B8...	17123	24690	26370	25698	—	20287	—	—	—	—	—	—	33019	20865	21225		
	3	120	54/36	8-12	...B9...	20386	27952	29631	28961	—	23713	—	—	—	—	—	—	36281	24183	24545		
	2	4	132	54/36	8-12	...B10...	22337	33994	35677	35003	—	27105	—	—	—	—	—	—	43920	27725	28267	
	4	144	54/36	10-14	...B11...	24291	35948	37628	36954	—	29087	—	—	—	—	—	—	—	45873	29733	30273	
	4	156	60/40	10-16	...B12...	28135	39793	44556	40801	—	33265	—	—	—	—	—	—	—	49718	33988	34907	
	4	168	60/40	10-16	...B13...	30231	41890	46655	42897	—	35391	—	—	—	—	—	—	—	51816	36143	37063	
	4	180	60/40	12-20	...B14...	32330	43986	48751	44995	—	37520	—	—	—	—	—	—	—	53911	38296	39217	
	4	192	60/40	12-20	...B15...	36759	51500	56263	52507	—	43890	—	—	—	—	—	—	—	59098	44433	45660	
	6	204	60/40	12-20	...B16...	39002	53742	58505	54749	—	46163	—	—	—	—	—	—	—	—	67282	46730	47959
	6	216	60/40	14-22	...B17...	41243	55984	60748	56991	—	48433	—	—	—	—	—	—	—	—	69525	49031	50258
	6	240	60/40	14-24	...B18...	45674	60414	65177	61420	—	52923	—	—	—	—	—	—	—	—	73955	53573	54799
Ellipse 	1	1	42	30/24	2-4	...E1...	4853	—	—	—	—	—	8531	—	9303	—	—	—	—			
	1	1	60	30/24	4-6	...E2...	6554	—	—	—	—	—	10232	—	11006	—	—	—	—			
	1	1	72	36/24	6	...E3...	9018	—	—	—	—	—	12693	—	13468	12144	—	—	—			
	1	1	78	39/26	6-8	...E4...	10444	—	—	—	—	—	14121	12564	14895	13572	—	14046	14407			
	1	1	84	42/28	6-8	...E5...	11981	—	—	—	—	—	15656	14100	16431	15107	—	15612	15971			
	1	1	90	48/32	6-8	...E6...	14445	22012	23693	23022	17113	17567	18123	16564	18895	17574	30342	18102	18465			
	1	1	96	48/32	6-10	...E7...	15379	22945	24626	23955	18046	18517	19505	17497	19829	18844	31274	19065	19426			
	2	108	52/34	8-10	...E8...	17188	24756	26436	25765	—	20356	—	—	—	—	—	—	—	33084	20932	21295	
	3	120	54/36	8-12	...E9...	20455	28021	29701	29030	—	23782	—	—	—	—	—	—	—	36349	24251	24614	
	2	4	132	54/36	8-12	...E10...	22408	34068	35748	35076	—	27178	—	—	—	—	—	—	—	43993	27798	28337
	4	144	54/36	10-14	...E11...	24364	36021	37702	37031	—	29163	—	—	—	—	—	—	—	—	45947	29808	30349
	4	156	60/40	10-16	...E12...	28213	39870	44636	40879	—	33344	—	—	—	—	—	—	—	—	49796	34068	34987
	4	168	60/40	10-16	...E13...	30314	41971	46733	42980	—	35474	—	—	—	—	—	—	—	—	51899	36225	37144
	4	180	60/40	10-16	...E14...	32413	44070	48834	45078	—	37601	—	—	—	—	—	—	—	—	53995	38380	39300
	4	192	60/40	12-20	...E15...	36843	51585	56349	52594	—	43977	—	—	—	—	—	—	—	—	59185	44519	45746
	6	204	60/40	12-20	...E16...	39090	53832	58595	54840	—	46252	—	—	—	—	—	—	—	—	67370	46819	48047
	6	216	60/40	14-22	...E17...	41336	56077	60840	57083	—	48528	—	—	—	—	—	—	—	—	69616	49122	50350
	6	240	60/40	14-24	...E18...	45768	60507	65274	61517	—	53018	—	—	—	—	—	—	—	—	74050	53667	54896

! IMPORTANT:


Grain direction is along the width dimension (w) on 1-section tops and depth dimension (d) on 2-section tops.


All top sizes are nominal; actual size may vary by +/-2%.

Tables will be in multiple sections depending on size; tops may further be in multiple pieces. See listings above.

< See the Top Options on a previous page for a full range of special top and border treatments that may be applied.

See the Terms & Options section at the front of the price list for POWER-DATA solutions.





Square Self Edge 1.5th
 Quartz Top: Cambria® standard colors*
 USS1Q...



Shape	sections		w	d	Seats	Top Code	Top Only	Coda -Vee	Coda -Wire	Coda -X	Cylinder Ø	Plinth Ø	Ryvite	Spyda -T	Spyda -X	Spyda -Y	Uffizi -Loop	Zi-A Ø	Zi-D Ø	
	pcs	Top Only																		
Circle		1	1	30	Diam	2-3	...C1...	3079	—	—	—	—	—	—	4916	—	5034	—	—	—
		1	1	36	Diam	3-4	...C2...	3988	—	—	—	—	—	—	5828	—	6075	—	—	—
		1	1	42	Diam	3-5	...C3...	5065	—	8147	—	6397	—	6905	—	7149	—	11509	—	—
		1	1	48	Diam	4-6	...C4...	6289	—	9372	—	7674	—	8352	—	8513	—	12734	—	—
		2	2	54	Diam	4-7	...C5...	7694	—	—	—	9489	—	9757	—	10127	—	14139	—	—
		2	2	60	Diam	5-7	...C6...	9301	—	—	—	11094	—	12024	—	11733	—	15746	—	—
		2	2	66	Diam	5-8	...C7...	11055	—	—	—	13150	—	—	—	—	—	—	—	—
		2	2	72	Diam	6-9	...C8...	13028	—	—	—	15622	—	—	—	—	—	—	—	—
Square		1	1	30	30	2-4	...S1...	2935	—	—	—	—	—	4774	—	4891	—	—	—	
		1	1	36	36	4	...S2...	3843	—	—	—	—	—	5682	—	5930	—	—	—	
		1	1	42	42	4	...S3...	4913	—	7995	—	—	6455	6752	—	6998	—	11358	—	—
		1	1	48	48	4-8	...S4...	6150	—	9233	—	—	7758	8213	—	8376	—	12596	—	—
		1	1	54	54	4-8	...S5...	7544	—	—	—	—	9253	—	—	9975	—	13988	—	—
		1	1	60	60	4-8	...S6...	9098	—	—	—	—	10905	—	—	11529	—	15542	—	—
Rectangle		1	1	42	30	4	...R1...	3686	—	—	—	—	—	7363	—	8136	—	—	—	
		1	1	60	30	4-6	...R2...	4951	—	—	—	—	—	8628	—	9403	—	—	—	
		1	1	72	36	4-6	...R3...	6780	14348	16029	15355	—	—	10459	8900	11232	9908	—	—	
		1	1	78	39	6-8	...R4...	7843	15409	17091	16420	—	—	11522	9962	12294	10973	—	11444	11806
		1	1	84	42	6-8	...R5...	8986	16552	18233	17561	—	—	12661	11105	13435	12112	—	12617	12976
		1	1	90	48	6-8	...R6...	10816	18384	20064	19392	13485	13940	14494	12934	15267	13945	26713	14474	14835
		1	1	96	48	6-12	...R7...	11512	19080	20761	20091	14184	14651	15640	13633	15966	14979	27410	15201	15561
		2	2	108	48	8-12	...R8...	12859	20426	22106	21436	—	16026	—	—	—	—	28756	16602	16965
		3	3	120	52	8-14	...R9...	15283	22850	24533	23859	—	18611	—	—	—	—	31179	19082	19444
		2	4	132	52	8-14	...R10...	16738	28394	30076	29402	—	21504	—	—	—	—	38319	22126	22665
		4	4	144	52	10-16	...R11...	18190	29847	31530	30857	—	22989	—	—	—	—	39773	23634	24176
		4	4	156	56	10-18	...R12...	21044	32704	37467	33711	—	26175	—	—	—	—	42629	26900	27817
		4	4	168	56	10-18	...R13...	22607	34265	39029	35272	—	27765	—	—	—	—	44190	28517	29437
		4	4	180	56	12-20	...R14...	24166	35825	40589	36833	—	29354	—	—	—	—	45751	30133	31052
		4	4	192	60	12-20	...R15...	27452	42194	46958	43202	—	34586	—	—	—	—	49794	35129	36353
		6	6	204	60	12-20	...R16...	29122	43863	48627	44873	—	36284	—	—	—	—	57404	36854	38079
		6	6	216	60	14-22	...R17...	30791	45533	50296	46540	—	37983	—	—	—	—	59072	38579	39804
		6	6	240	60	16-26	...R18...	34078	48819	53582	49826	—	41329	—	—	—	—	62359	41977	43205
Video		1	1	78	39/26	5-7	...V1...	7956	—	—	—	—	—	11633	10075	12406	11083	—	—	
		1	1	84	42/28	5-7	...V2...	9104	—	—	—	—	—	12781	11222	13555	12231	—	—	
		1	1	90	48/36	5-7	...V3...	10940	18505	20185	19516	13608	—	14616	13058	15391	14066	26835	14596	14959
		1	1	96	48/36	5-9	...V4...	11643	19209	20890	20219	14311	—	15767	13761	16093	15106	27537	15330	15689
		2	2	108	48/36	7-9	...V5...	12994	20559	22242	21570	—	—	—	—	—	—	28890	16738	17098
		3	3	120	52/40	7-11	...V6...	15424	22991	24671	23999	—	18752	—	—	—	—	31319	19221	19582
		2	4	132	52/40	7-11	...V7...	16883	28540	30223	29546	—	21649	—	—	—	—	38466	22271	22810
		4	4	144	52/40	9-13	...V8...	18340	29999	31680	31008	—	23140	—	—	—	—	39923	23784	24326
		4	4	156	56/44	9-15	...V9...	21203	32861	37624	33868	—	26332	—	—	—	—	42786	27058	27976
		4	4	168	56/44	9-15	...V10...	22767	34427	39191	35434	—	27929	—	—	—	—	44352	28680	29599
		4	4	180	56/44	9-15	...V11...	24334	35992	40758	37002	—	29525	—	—	—	—	45918	30301	31221
		4	4	192	60/44	11-18	...V12...	27628	42368	47131	43375	—	34760	—	—	—	—	49968	35301	36529
		6	6	204	60/44	11-18	...V13...	29302	44042	48807	45051	—	36463	—	—	—	—	57585	37033	38259
		6	6	216	60/44	13-20	...V14...	30977	45717	50480	46725	—	38167	—	—	—	—	59258	38763	39989
		6	6	240	60/44	13-22	...V15...	34268	49008	53775	50018	—	41518	—	—	—	—	62551	42168	43397

! IMPORTANT:


Wood grain direction is along the width dimension (w) on 1-section tops and depth dimension (d) on 2-section tops.


All top sizes are nominal; actual size may vary by +/-2%.

Tables will be in multiple sections depending on size; tops may further be in multiple pieces. See listings above.

< See the Top Options on a previous page for a full range of special top and border treatments that may be applied.

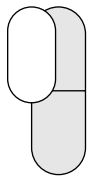
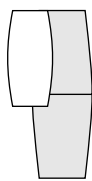
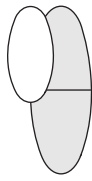
See the Terms & Options section at the front of the price list for POWER-DATA solutions.





Square Self Edge 1.5th
Quartz Top: Cambria® standard colors*
USS1Q...



Shape	sections		w	d	Seats	Top Code	...D	...E	...G	...K	...N	...P	...R	...S	...T	...U	...V	...Y	...Z
	pcs						Top Only	Coda -Vee	Coda -Wire	Coda -X	Cylinder Ø	Plinth Ø	Ryvite	Spyda -T	Spyda -X	Spyda -Y	Uffizi -Loop	Zi-A Ø	Zi-D Ø
Track 	1	1	42	30	2-4	...T1...	3838	—	—	—	—	—	7515	—	8289	—	—	—	—
	1	1	60	30	4-6	...T2...	5109	—	—	—	—	—	8787	—	9561	—	—	—	—
	1	1	72	36	6-8	...T3...	6950	14518	16197	—	—	—	10627	9070	11401	10078	—	—	—
	1	1	78	39	6-8	...T4...	8020	15588	17268	16596	—	—	11698	10138	12471	11148	—	11621	11983
	1	1	84	42	6-8	...T5...	9171	16739	18420	17748	—	—	12849	11291	13622	12299	—	12801	13163
	1	1	90	48	6-8	...T6...	11012	18579	20259	19589	13679	14133	14689	13131	15462	14139	26907	14669	15033
	1	1	96	48	6-12	...T7...	11719	19286	20966	20294	14386	14855	15844	13836	16169	15183	27614	15404	15765
	2	108	52	8-12	...T8...	13073	20639	22320	21648	—	—	—	—	—	—	—	28968	16816	17177
	3	120	54	8-14	...T9...	15506	23071	24754	24082	—	—	—	—	—	—	—	31402	19305	19666
	2	4	132	54	8-14	...T10...	16969	28626	30306	29635	—	—	—	—	—	—	38552	22357	22896
	4	144	54	10-16	...T11...	18429	30088	31768	31095	—	—	—	—	—	—	—	40014	23875	24414
	4	156	60	10-18	...T12...	21296	32952	37716	33959	—	—	—	—	—	—	—	42879	27149	28067
	4	168	60	10-18	...T13...	22863	34524	39285	35530	—	—	—	—	—	—	—	44447	28775	29695
	4	180	60	12-20	...T14...	24433	36092	40854	37098	—	—	—	—	—	—	—	46014	30399	31320
	4	192	60	12-20	...T15...	27729	42468	47234	43477	—	—	—	—	—	—	—	50068	35403	36630
	6	204	60	12-20	...T16...	29407	44148	48911	45156	—	—	—	—	—	—	—	57687	37136	38365
	6	216	60	14-22	...T17...	31084	45825	50590	46833	—	—	—	—	—	—	—	59368	38872	40099
	6	240	60	16-26	...T18...	34381	49121	53884	50128	—	—	—	—	—	—	—	62662	42280	43507
Boat 	1	1	42	30/24	2-4	...B1...	3814	—	—	—	—	—	7493	—	8266	—	—	—	—
	1	1	60	30/24	4-6	...B2...	5085	—	—	—	—	—	8763	—	9536	—	—	—	—
	1	1	72	36/28	6-8	...B3...	6924	—	—	—	—	—	10602	9043	11376	10052	—	—	—
	1	1	78	39/30	6-8	...B4...	7993	—	—	—	—	—	11670	10111	12443	11121	—	11594	11956
	1	1	84	42/30	6-8	...B5...	9144	—	—	—	—	—	12823	11263	13594	12273	—	12774	13137
	1	1	90	48/32	6-8	...B6...	10982	18549	20229	19557	13649	14103	14659	13101	15432	14110	26876	14639	15001
	1	1	96	48/32	6-10	...B7...	11686	19252	20935	20263	14354	14823	15812	13805	16138	15152	27582	15373	15734
	2	108	52/34	8-10	...B8...	13040	20607	22287	21615	—	—	—	—	—	—	—	28935	16782	17144
	3	120	54/36	8-12	...B9...	15472	23037	24721	24048	—	—	—	—	—	—	—	31366	19270	19632
	2	4	132	54/36	8-12	...B10...	16931	28591	30271	29598	—	—	—	—	—	—	38515	22320	22860
	4	144	54/36	10-14	...B11...	18392	30052	31731	31058	—	—	—	—	—	—	—	39975	23837	24377
	4	156	60/40	10-16	...B12...	21254	32914	37678	33922	—	—	—	—	—	—	—	42839	27112	28027
	4	168	60/40	10-16	...B13...	22823	34482	39247	35490	—	—	—	—	—	—	—	44408	28735	29655
	4	180	60/40	12-20	...B14...	24393	36050	40815	37057	—	—	—	—	—	—	—	45976	30358	31278
	4	192	60/40	12-20	...B15...	27689	42429	47191	43435	—	—	—	—	—	—	—	50028	35361	36589
	6	204	60/40	12-20	...B16...	29364	44104	48867	45111	—	—	—	—	—	—	—	57645	37093	38319
	6	216	60/40	14-22	...B17...	31041	45781	50544	46787	—	—	—	—	—	—	—	59321	38827	40052
	6	240	60/40	14-24	...B18...	34333	49076	53838	50083	—	—	—	—	—	—	—	62614	42231	43460
Ellipse 	1	1	42	30/24	2-4	...E1...	3862	—	—	—	—	—	7540	—	8313	—	—	—	—
	1	1	60	30/24	4-6	...E2...	5136	—	—	—	—	—	8813	—	9587	—	—	—	—
	1	1	72	36/24	6	...E3...	6978	—	—	—	—	—	10655	—	11428	10106	—	—	—
	1	1	78	39/26	6-8	...E4...	8049	—	—	—	—	—	11726	10167	12499	11177	—	11650	12012
	1	1	84	42/28	6-8	...E5...	9201	—	—	—	—	—	12880	11321	13653	12329	—	12831	13193
	1	1	90	48/32	6-8	...E6...	11043	18610	20291	19620	13713	14165	14720	13163	15494	14172	26938	14702	15064
	1	1	96	48/32	6-10	...E7...	11752	19318	21000	20328	14418	14889	15878	13870	16201	15216	27647	15438	15799
	2	108	52/34	8-10	...E8...	13106	20672	22355	21682	—	—	—	—	—	—	—	29000	16850	17211
	3	120	54/36	8-12	...E9...	15541	23108	24788	24118	—	—	—	—	—	—	—	31437	19340	19703
	2	4	132	54/36	8-12	...E10...	17004	28662	30344	29670	—	—	—	—	—	—	38588	22393	22934
	4	144	54/36	10-14	...E11...	18469	30125	31808	31133	—	—	—	—	—	—	—	40051	23912	24452
	4	156	60/40	10-16	...E12...	21333	32993	37756	34000	—	—	—	—	—	—	—	42916	27187	28107
	4	168	60/40	10-16	...E13...	22905	34562	39326	35571	—	—	—	—	—	—	—	44488	28816	29737
	4	180	60/40	10-16	...E14...	24478	36135	40898	37142	—	—	—	—	—	—	—	46061	30443	31363
	4	192	60/40	12-20	...E15...	27776	42515	47277	43522	—	—	—	—	—	—	—	50115	35447	36675
	6	204	60/40	12-20	...E16...	29453	44192	48958	45202	—	—	—	—	—	—	—	57734	37183	38410
	6	216	60/40	14-22	...E17...	31132	45873	50637	46880	—	—	—	—	—	—	—	59412	38919	40144
	6	240	60/40	14-24	...E18...	34430	49171	53934	50178	—	—	—	—	—	—	—	62710	42330	43556

! IMPORTANT:


Grain direction is along the width dimension (w) on 1-section tops and depth dimension (d) on 2-section tops.

All top sizes are nominal; actual size may vary by +/-2%.

Tables will be in multiple sections depending on size; tops may further be in multiple pieces. See listings above.

< See the Top Options on a previous page for a full range of special top and border treatments that may be applied.

See the Terms & Options section at the front of the price list for POWER-DATA solutions.



Specify: Product No. & Qty
Edge Shape
Tagging
Metal Finish
Wood Finish

Ø Denotes wire path provided.
‡ Requires field sub-assembly.
* Quote required for Cambria Matte™ & Luxury Design Series

Prices listed in Wood1 Finishes.



Square Self Edge 1.5th

Wood1 Top (all colors)

USS1W...

Shape	sections		w	d	Seats	Top Code	Top Only	Coda -Vee	Coda -Wire	Coda -X	Cylinder Ø	Plinth Ø	Ryvite	Spyda -T	Spyda -X	Spyda -Y	Uffizi -Loop	Zi-A Ø	Zi-D Ø
	pcs																		
	1	1	30	Diam	2-3	...C1...	1476	—	—	—	—	—	3315	—	3431	—	—	—	—
	1	1	36	Diam	3-4	...C2...	1681	—	—	—	—	—	3518	—	3766	—	—	—	—
	1	1	42	Diam	3-5	...C3...	1924	—	5005	—	3257	—	3763	—	4008	—	8369	—	—
	1	1	48	Diam	4-6	...C4...	2187	—	5270	—	3571	—	4248	—	4412	—	8630	—	—
	1	1	54	Diam	4-7	...C5...	2504	—	—	—	4297	—	4564	—	4934	—	8948	—	—
	1	1	60	Diam	5-7	...C6...	2891	—	—	—	4685	—	5616	—	5323	—	9334	—	—
	2	2	66	Diam	5-8	...C7...	3297	—	—	—	5392	—	—	—	—	—	—	—	—
	2	2	72	Diam	6-9	...C8...	3796	—	—	—	6392	—	—	—	—	—	—	—	—
	1	1	30	30	2-4	...S1...	1332	—	—	—	—	—	3171	—	3288	—	—	—	—
	1	1	36	36	4	...S2...	1536	—	—	—	—	—	3376	—	3623	—	—	—	—
	1	1	42	42	4	...S3...	1774	—	4854	—	—	3315	3611	—	3857	—	8217	—	—
	1	1	48	48	4-8	...S4...	2050	—	5132	—	—	3656	4113	—	4273	—	8495	—	—
	1	1	54	54	4-8	...S5...	2353	—	—	—	—	4060	—	—	4783	—	8796	—	—
	1	1	60	60	4-8	...S6...	2688	—	—	—	—	4497	—	—	5120	—	9133	—	—
	1	1	42	30	4	...R1...	1445	—	—	—	—	—	5121	—	5895	—	—	—	—
	1	1	60	30	4-6	...R2...	1748	—	—	—	—	—	5423	—	6197	—	—	—	—
	1	1	72	36	4-6	...R3...	2166	9733	11413	10741	—	—	5844	4285	6617	5294	—	—	—
	1	1	78	39	6-8	...R4...	2426	9993	11675	11004	—	—	6105	4546	6879	5556	—	6029	6390
	1	1	84	42	6-8	...R5...	2705	10269	11952	11280	—	—	6380	4822	7154	5832	—	6335	6694
	1	1	90	48	6-8	...R6...	3124	10690	12372	11700	5792	6247	6803	5243	7576	6253	19020	6782	7143
	1	1	96	48	6-12	...R7...	3310	10875	12557	11885	5978	6447	7436	5428	7759	6774	19205	6996	7355
	1	1	108	48	8-12	...R8...	3629	11195	12876	12204	6295	6796	7753	5747	8079	7092	19523	7372	7734
	1	1	120	52	8-14	...R9...	4172	11739	13419	12746	6941	7499	8297	7517	8623	7636	20067	7970	8332
	2	2	132	52	8-14	...R10...	4514	16171	17853	17181	8667	9283	8640	7860	8964	9091	26097	9903	10441
	2	2	144	52	10-16	...R11...	4855	16515	18195	17521	9010	9655	11043	8202	11530	9435	26440	10300	10840
	2	2	156	56	10-18	...R12...	5489	17149	21912	18156	10870	10620	11678	8837	12165	11178	27074	11346	12263
	2	2	168	56	10-18	...R13...	5852	17513	22275	18520	11234	11013	12042	9199	12528	11540	27438	11765	12684
	2	2	180	56	12-20	...R14...	6219	17876	22640	18883	11599	11408	12406	9563	12892	11906	27803	12186	13104
	2	2	192	60	12-20	...R15...	6941	21682	26446	22690	14115	14073	13130	11626	13616	14855	29283	14615	15842
	2	2	204	60	12-20	...R16...	7327	22069	26832	23076	14501	14489	15577	12013	16226	15242	35608	15058	16284
	2	2	216	60	14-22	...R17...	7715	22455	27219	23463	14889	14906	15966	12400	16613	15627	35995	15503	16727
	2	2	240	60	16-26	...R18...	8438	23178	27941	24185	15613	15686	16687	13123	17339	16352	36719	16338	17563
	1	1	78	39/26	5-7	...V1...	2537	—	—	—	—	—	6215	4658	6989	5665	—	—	—
	1	1	84	42/28	5-7	...V2...	2821	—	—	—	—	—	6498	4939	7270	5949	—	—	—
	1	1	90	48/36	5-7	...V3...	3248	10813	12496	11824	5914	—	6924	5364	7697	6375	19143	6906	7267
	1	1	96	48/36	5-9	...V4...	3438	11006	12685	12014	6106	—	7564	5557	7889	6900	19334	7124	7485
	1	1	108	48/36	7-9	...V5...	3764	11329	13011	12340	6432	—	7889	5881	8213	7227	19659	7505	7868
	1	1	120	52/40	7-11	...V6...	4314	11880	13560	12889	7082	7639	8438	7659	8763	7777	20208	8110	8473
	2	2	132	52/40	7-11	...V7...	4660	16316	17999	17325	8812	9428	8785	8007	9110	9240	26242	10048	10589
	2	2	144	52/40	9-13	...V8...	5006	16666	18347	17673	9161	9805	11195	8353	11682	9587	26592	10452	10991
	2	2	156	56/44	9-15	...V9...	5647	17303	22069	18312	11027	10777	11834	8992	12321	11335	27230	11500	12418
	2	2	168	56/44	9-15	...V10...	6017	17675	22436	18682	11397	11177	12204	9362	12690	11705	27601	11928	12848
	2	2	180	56/44	9-15	...V11...	6387	18043	22808	19052	11767	11576	12572	9733	13061	12074	27969	12353	13274
	2	2	192	60/44	11-18	...V12...	7115	21855	26621	22863	14290	14247	13304	11800	13790	15031	29455	14790	16015
	2	2	204	60/44	11-18	...V13...	7506	22247	27012	23255	14681	14668	15758	12193	16407	15422	35790	15237	16465
	2	2	216	60/44	13-20	...V14...	7899	22640	27403	23646	15074	15092	16149	12584	16799	15814	36179	15685	16913
	2	2	240	60/44	13-22	...V15...	8628	23368	28134	24377	15803	15879	16880	13314	17528	16544	36911	16527	17756

! IMPORTANT:


Wood grain direction is along the width dimension (w) on 1-section tops and depth dimension (d) on 2-section tops.

All top sizes are nominal; actual size may vary by +/-2%.

Tables will be in multiple sections depending on size; tops may further be in multiple pieces. See listings above.

< See the Top Options on a previous page for a full range of special top and border treatments that may be applied.

See the Terms & Options section at the front of the price list for POWER-DATA solutions.





Square Self Edge 1.5th

Wood1 Top (all colors)

USS1W...



Shape	sections		w	d	Seats	Top Code	Top Only	Coda -Vee	Coda -Wire	Coda -X	Cylinder Ø	Plinth Ø	Ryvlt	Spyda -T	Spyda -X	Spyda -Y	Uffizi -Loop	Zi-A Ø	Zi-D Ø		
	pcs																				
	1	1	42	30	2-4	...T1...	1593	—	—	—	—	—	5271	—	6045	—	—	—	—		
		1	60	30	4-6	...T2...	1905	—	—	—	—	—	5581	—	6356	—	—	—	—		
		1	72	36	6-8	...T3...	2335	9902	11583	—	—	—	6014	4454	6784	5464	—	—	—		
		1	78	39	6-8	...T4...	2604	10172	11852	11179	—	—	6282	4722	7055	5732	—	—	6205	6566	
		1	84	42	6-8	...T5...	2891	10458	12138	11467	—	—	6567	5011	7341	6018	—	—	6520	6881	
		1	90	48	6-8	...T6...	3321	10888	12568	11896	5988	6444	6997	5440	7771	6449	19216	6978	7340		
		1	96	48	6-12	...T7...	3514	11080	12762	12087	6180	6651	7638	5632	7964	6978	19408	7200	7559		
		1	108	52	8-12	...T8...	3842	11409	13090	12417	6510	7008	7966	5961	8293	7305	19737	7584	7947		
		1	120	54	8-14	...T9...	4394	11960	13642	12971	7165	7722	8520	7741	8844	7859	20290	8193	8556		
		2	2	132	54	8-14	...T10...	4746	16405	18085	17411	8898	9514	8871	8092	9197	9326	26328	10135	10675	
			2	144	54	10-16	...T11...	5097	16754	18436	17762	9249	9894	11285	8443	11771	9677	26682	10541	11081	
			2	156	60	10-18	...T12...	5738	17398	22160	18404	11119	10868	11926	9084	12413	11426	27322	11592	12511	
			2	168	60	10-18	...T13...	6112	17770	22535	18777	11494	11272	12299	9459	12788	11800	27695	12023	12944	
			2	180	60	12-20	...T14...	6483	18142	22906	19150	11866	11673	12673	9830	13159	12171	28067	12451	13371	
			2	192	60	12-20	...T15...	7215	21958	26720	22966	14391	14349	13404	11902	13891	15131	29557	14890	16117	
			2	204	60	12-20	...T16...	7612	22354	27117	23260	14787	14773	15862	12297	16513	15527	35893	15341	16569	
			2	216	60	14-22	...T17...	8009	22749	27512	23755	15183	15198	16257	12691	16909	15922	36289	15795	17022	
			2	240	60	16-26	...T18...	8739	23480	28243	24487	15914	15988	16988	13425	17640	16654	37020	16638	17865	
	1	1	42	30/24	2-4	...B1...	1572	—	—	—	—	—	5247	—	6021	—	—	—	—		
		1	60	30/24	4-6	...B2...	1881	—	—	—	—	—	5560	—	6332	—	—	—	—		
		1	72	36/28	6-8	...B3...	2308	—	—	—	—	—	5987	4428	6760	5438	—	—	—		
		1	78	39/30	6-8	...B4...	2577	—	—	—	—	—	6255	4696	7027	5706	—	—	6178	6538	
		1	84	42/30	6-8	...B5...	2862	—	—	—	—	—	6538	4980	7312	5990	—	—	6493	6852	
		1	90	48/32	6-8	...B6...	3291	10858	12538	11866	5959	6411	6967	5409	7741	6419	19186	6948	7310		
		1	96	48/32	6-10	...B7...	3482	11047	12731	12056	6149	6620	7607	5600	7932	6947	19377	7169	7528		
		1	108	52/34	8-10	...B8...	3809	11376	13056	12384	6477	6974	7934	5929	8260	7272	19705	7552	7912		
		1	120	54/36	8-12	...B9...	4361	11928	13610	12937	7130	7689	8485	7708	8812	7826	20256	8159	8522		
		2	2	132	54/36	8-12	...B10...	4710	16368	18047	17375	8861	9477	8835	8054	9161	9288	26293	10099	10639	
			2	144	54/36	10-14	...B11...	5059	16716	18398	17726	9212	9858	11247	8405	11734	9636	26642	10504	11043	
			2	156	60/40	10-16	...B12...	5701	17358	22124	18366	11081	10832	11887	9047	12375	11389	27286	11555	12473	
			2	168	60/40	10-16	...B13...	6074	17731	22493	18738	11452	11233	12260	9418	12746	11761	27658	11984	12903	
			2	180	60/40	12-20	...B14...	6445	18101	22865	19108	11825	11633	12630	9790	13118	12132	28026	12411	13330	
			2	192	60/40	12-20	...B15...	7173	21914	26680	22922	14349	14306	13363	11859	13851	15091	29514	14849	16076	
			2	204	60/40	12-20	...B16...	7570	22309	27074	23317	14744	14731	15820	12254	16468	15484	35851	15299	16526	
			2	216	60/40	14-22	...B17...	7963	22703	27468	23711	15136	15154	16214	12648	16861	15878	36244	15749	16975	
			2	240	60/40	14-24	...B18...	8695	23434	28197	24442	15868	15944	16944	13378	17592	16608	36976	16593	17820	
	1	1	42	30/24	2-4	...E1...	1617	—	—	—	—	—	5295	—	6069	—	—	—	—		
		1	60	30/24	4-6	...E2...	1931	—	—	—	—	—	5608	—	6380	—	—	—	—		
		1	72	36/24	6	...E3...	2362	—	—	—	—	—	6040	—	6812	5489	—	—	—		
		1	78	39/26	6-8	...E4...	2633	—	—	—	—	—	6311	4752	7084	5761	—	—	6234	6595	
		1	84	42/28	6-8	...E5...	2921	—	—	—	—	—	6597	5041	7372	6048	—	—	6550	6911	
		1	90	48/32	6-8	...E6...	3352	10919	12599	11928	6020	6475	7028	5471	7802	6480	19247	7009	7372		
		1	96	48/32	6-10	...E7...	3546	11113	12795	12124	6215	6685	7673	5665	7996	7010	19442	7234	7594		
		1	108	52/34	8-10	...E8...	3874	11442	13123	12451	6542	7042	8000	5993	8326	7340	19770	7619	7981		
		1	120	54/36	8-12	...E9...	4430	11996	13678	13006	7200	7758	8557	7777	8882	7896	20326	8230	8591		
		2	2	132	54/36	8-12	...E10...	4782	16439	18121	17448	8933	9550	8906	8128	9231	9361	26365	10172	10711	
			2	144	54/36	10-14	...E11...	5134	16794	18474	17800	9286	9933	11322	8480	11809	9714	26718	10579	11119	
			2	156	60/40	10-16	...E12...	5777	17435	22200	18444	11160	10906	11965	9122	12453	11467	27361	11633	12551	
			2	168	60/40	10-16	...E13...	6151	17812	22574	18820	11534	11313	12341	9500	12828	11841	27735	12066	12983	
			2	180	60/40	10-16	...E14...	6530	18187	22949	19194	11910	11718	12715	9875	13203	12217	28111	12496	13415	
			2	192	60/40	12-20	...E15...	7262	22000	26765	23008	14435	14392	13448	11945	13935	15174	29600	14934	16163	
			2	204	60/40	12-20	...E16...	7659	22399	27163	23407	14833	14820	15910	12344	16557	15572	35940	15389	16614	
			2	216	60/40	14-22	...E17...	8054	22795	27560	23804	15228	15246	16306	12740	16955	15970	36337	15842	17068	
			2	240	60/40	14-24	...E18...	8788	23529	28294	24538	15964	16038	17040	13473	17688	16704	37069	16687	17916	

! IMPORTANT:


Grain direction is along the width dimension (w) on 1-section tops and depth dimension (d) on 2-section tops.

All top sizes are nominal; actual size may vary by +/-2%.

Tables will be in multiple sections depending on size; tops may further be in multiple pieces. See listings above.

< See the Top Options on a previous page for a full range of special top and border treatments that may be applied.

See the Terms & Options section at the front of the price list for POWER-DATA solutions.





Square Self Edge 2th

Acid-Etched Glass Top, Wood1 or 2 Subtop
USS2A...

Shape	sections	pcs	w	d	Seats	Top Code	Top Only	...D	...E	...G	...K	...N	...P	...R	...S	...T	...U	...V	...Y	...Z	
								Coda -Vee	Coda -Wire	Coda -X	Cylinder Ø	Plinth Ø	Ryvit	Spyda -T	Spyda -X	Spyda -Y	Uffizi -Loop	Zi-A Ø	Zi-D Ø		
	Circle	1	1	30	Diam	2-3	...C1...	3196	—	—	—	—	—	5034	—	5152	—	—	—	—	
		1	1	36	Diam	3-4	...C2...	4159	—	—	—	—	—	5999	—	6246	—	—	—	—	
		1	1	42	Diam	3-5	...C3...	5297	—	8380	—	6631	—	7136	—	7382	—	11741	—	—	
		1	1	48	Diam	4-6	...C4...	6594	—	9677	—	7979	—	8655	—	8817	—	13038	—	—	
		1	1	54	Diam	4-7	...C5...	8079	—	—	—	9873	—	10142	—	10511	—	14524	—	—	
		1	1	60	Diam	5-7	...C6...	9774	—	—	—	11566	—	12498	—	12206	—	16220	—	—	
		2	2	66	Diam	5-8	...C7...	11627	—	—	—	13723	—	—	—	—	—	—	—	—	
		2	2	72	Diam	6-9	...C8...	13709	—	—	—	16306	—	—	—	—	—	—	—	—	
	Square	1	1	30	30	2-4	...S1...	3052	—	—	—	—	—	4891	—	5011	—	—	—	—	
		1	1	36	36	4	...S2...	4014	—	—	—	—	—	5852	—	6101	—	—	—	—	
		1	1	42	42	4	...S3...	5145	—	8228	—	—	—	6688	6983	—	7230	—	11590	—	—
		1	1	48	48	4-8	...S4...	6455	—	9537	—	—	—	8063	8517	—	8680	—	12901	—	—
		1	1	54	54	4-8	...S5...	7928	—	—	—	—	—	9635	—	—	10359	—	14374	—	—
		1	1	60	60	4-8	...S6...	9572	—	—	—	—	—	11380	—	—	12002	—	16015	—	—
	Rectangle	1	1	42	30	4	...R1...	3853	—	—	—	—	—	7529	—	8302	—	—	—	—	
		1	1	60	30	4-6	...R2...	5187	—	—	—	—	—	8866	—	9636	8316	—	—	—	
		1	1	72	36	4-6	...R3...	7122	14689	16370	15699	—	—	10801	9242	11573	10251	—	—	—	
		1	1	78	39	6-8	...R4...	8243	15811	17491	16821	—	—	11922	10363	12693	11372	—	11845	12206	
		1	1	84	42	6-8	...R5...	9449	17016	18699	18027	—	—	13127	11567	13900	12578	—	13082	13441	
		1	1	90	48	6-8	...R6...	11385	18952	20635	19963	14053	14506	15064	13504	15836	14515	27280	15044	15404	
		1	1	96	48	6-12	...R7...	12123	19688	21368	20697	14790	15257	16248	14241	16572	15585	28018	15807	16167	
		1	1	108	48	8-12	...R8...	13542	21108	22790	22118	16211	16709	17668	15658	17992	17007	29437	17285	17646	
		2	2	120	52	8-14	...R9...	16105	23669	25353	24679	18875	19432	20229	19451	20554	19569	31998	19904	20264	
		2	2	132	52	8-14	...R10...	17641	29297	30980	30305	21792	22406	21764	20984	22090	22218	39224	23029	23570	
		2	2	144	52	10-16	...R11...	19176	30833	32512	31840	23328	23973	25362	22519	22589	23753	40759	24619	25159	
		2	2	156	56	10-18	...R12...	22194	33854	38617	34860	27577	27324	28383	25540	28871	27882	43779	28050	28968	
		2	2	168	56	10-18	...R13...	23845	35502	40265	36510	29226	29005	30031	27189	30519	29533	45427	29755	30675	
		2	2	180	56	12-20	...R14...	25493	37152	41915	38159	30875	30684	31681	28841	32169	31181	47077	31462	32381	
		2	2	192	60	12-20	...R15...	28969	43708	48475	44718	36144	36102	35159	33655	35646	36885	51309	36644	37871	
		2	2	204	60	12-20	...R16...	30732	45475	50237	46482	37908	37893	38982	35417	39633	38647	59013	38461	39689	
		2	2	216	60	14-22	...R17...	32497	47239	52000	48246	39671	39688	40747	37183	41396	40410	60778	40286	41510	
		4	4	240	60	16-26	...R18...	35973	50713	55478	51720	43148	43224	44222	40658	44874	43888	64254	43872	45099	
	Video	1	1	78	39/26	5-7	...V1...	8354	—	—	—	—	—	12031	10474	12804	11481	—	—	—	
		1	1	84	42/28	5-7	...V2...	9569	—	—	—	—	—	13247	11686	14018	12698	—	—	—	
		1	1	90	48/36	5-7	...V3...	11507	19075	20756	20085	14175	—	15185	13627	15958	14637	27403	15165	15528	
		1	1	96	48/36	5-9	...V4...	12250	19818	21497	20826	14918	—	16375	14368	16699	15712	28144	15937	16296	
		1	1	108	48/36	7-9	...V5...	13675	21242	22922	22251	16342	—	17800	15794	18126	17139	29570	17418	17779	
		2	2	120	52/40	7-11	...V6...	16245	23810	25491	24820	19015	19573	20370	20696	19709	32140	20042	20405		
		2	2	132	52/40	7-11	...V7...	17786	29444	31124	30450	21938	22554	21910	21131	22235	22365	39369	23174	23716	
		2	2	144	52/40	9-13	...V8...	19327	30985	32664	31991	23479	24124	25513	22672	26000	23905	40909	24769	25310	
		2	2	156	56/44	9-15	...V9...	22350	34010	38772	35017	27731	27480	28539	25697	29025	28038	43934	28207	29123	
		2	2	168	56/44	9-15	...V10...	24007	35663	40429	36673	29388	29168	30195	27352	30682	29695	45590	29918	30836	
		2	2	180	56/44	9-15	...V11...	25660	37318	42081	38326	31042	30848	31847	29006	32335	31349	47243	31627	32547	
		2	2	192	60/44	11-18	...V12...	29144	43886	48647	44891	36318	36277	35331	33829	35820	37057	51483	36818	38044	
		2	2	204	60/44	11-18	...V13...	30912	45653	50418	46661	38085	38073	39163	35598	39810	38827	59194	38643	39869	
		2	2	216	60/44	13-20	...V14...	32682	47423	52186	48429	39857	39871	40931	37366	41582	40595	60962	40468	41696	
		4	4	240	60/44	13-22	...V15...	36164	50903	55667	51912	43339	43412	44415	40849	45063	44077	64445	44063	45290	

! IMPORTANT:


Wood grain direction is along the width dimension (w) on 1-section tops and depth dimension (d) on 2-section tops.

All top sizes are nominal; actual size may vary by +/-2%.

Tables will be in multiple sections depending on size; tops may further be in multiple pieces. See listings above.

< See the Top Options on a previous page for a full range of special top and border treatments that may be applied.

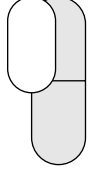
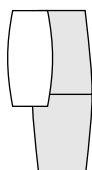
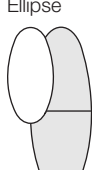
See the Terms & Options section at the front of the price list for POWER-DATA solutions.





Square Self Edge 2th

Acid-Etched Glass Top, Wood1 or 2 Subtop
USS2A...

Shape	sections		w	d	Seats	Top Code	Top Only	Coda -Vee	Coda -Wire	Coda -X	Cylinder Ø	Plinth Ø	Ryvit	Spyda -T	Spyda -X	Spyda -Y	Uffizi -Loop	Zi-A Ø	Zi-D Ø	
	pcs																			
	1	1	42	30	2-4	...T1...	4002	—	—	—	—	—	7680	—	8453	—	—	—	—	
		1	60	30	4-6	...T2...	5349	—	—	—	—	—	9025	—	9799	8476	—	—	—	
		1	72	36	6-8	...T3...	7292	14857	16538	—	—	—	10968	9409	11741	10419	—	—	—	
		1	78	39	6-8	...T4...	8420	15987	17670	16998	—	—	12099	10540	12872	11551	—	—	12023	12383
		1	84	42	6-8	...T5...	9635	17203	18883	18212	—	—	13314	11754	14087	12765	—	—	13266	13627
		1	90	48	6-8	...T6...	11582	19148	20829	20156	14248	14704	15257	13700	16031	14708	27476	15239	15599	
		1	96	48	6-12	...T7...	12326	19892	21573	20901	14992	15462	16451	14444	16775	15790	28220	16012	16371	
		1	108	52	8-12	...T8...	13756	21323	23003	22332	16424	16921	17879	15875	18206	17218	29652	17497	17860	
		2	120	54	8-14	...T9...	16326	23892	25574	24902	19097	19654	20453	19674	20778	19791	32222	20124	20486	
		2	132	54	8-14	...T10...	17870	29528	31209	30535	22022	22638	21995	21216	22320	22450	39454	23259	23798	
		2	144	54	10-16	...T11...	19416	31074	32753	32081	23568	24213	25603	22761	26089	23994	40999	24859	25399	
		2	156	60	10-18	...T12...	22445	34101	38864	35108	27824	27573	28630	25788	29117	28133	44027	28298	29216	
		2	168	60	10-18	...T13...	24100	35761	40523	36767	29483	29262	30289	27447	30777	29789	45685	30012	30932	
		2	180	60	12-20	...T14...	25759	37418	42182	38427	31141	30949	31948	29106	32436	31449	47344	31728	32648	
		2	192	60	12-20	...T15...	29244	43985	48749	44994	36420	36377	35433	33929	35920	37160	51585	36919	38145	
		2	204	60	12-20	...T16...	31017	45758	50521	46765	38192	38178	39265	35704	39917	38931	59297	38745	39974	
		2	216	60	14-22	...T17...	32789	47529	52293	48537	39962	39979	41039	37473	41687	40704	61071	40577	41801	
		4	240	60	16-26	...T18...	36277	51016	55780	52024	43450	43526	44525	40960	45176	44190	64557	44176	45402	
	1	1	42	30/24	2-4	...B1...	3981	—	—	—	—	—	7657	—	8431	—	—	—	—	
		1	60	30/24	4-6	...B2...	5323	—	—	—	—	—	8999	—	9773	8450	—	—	—	
		1	72	36/28	6-8	...B3...	7266	—	—	—	—	—	10944	9385	11715	10393	—	—	—	
		1	78	39/30	6-8	...B4...	8394	—	—	—	—	—	12072	10512	12844	11523	—	11995	12356	
		1	84	42/30	6-8	...B5...	9606	—	—	—	—	—	13285	11726	14059	12736	—	13236	13598	
		1	90	48/32	6-8	...B6...	11552	19117	20799	20126	14218	14674	15227	13670	16001	14678	27446	15209	15569	
		1	96	48/32	6-10	...B7...	12294	19858	21541	20869	14961	15431	16420	14411	16744	15758	28189	15979	16340	
		1	108	52/34	8-10	...B8...	13721	21289	22971	22299	16391	16888	17847	15840	18172	17186	29618	17464	17825	
		2	120	54/36	8-12	...B9...	16293	23859	25540	24869	19062	19621	20419	19638	20744	19757	32190	20092	20454	
		2	132	54/36	8-12	...B10...	17835	29493	31175	30501	21988	22603	21961	21182	22285	22416	39418	23223	23764	
		2	144	54/36	10-14	...B11...	19377	31035	32717	32044	23529	24177	25565	22723	26053	23957	40960	24821	25362	
		2	156	60/40	10-16	...B12...	22404	34065	38827	35072	27786	27535	28594	25751	29080	28093	43987	28259	29178	
		2	168	60/40	10-16	...B13...	24063	35719	40486	36728	29444	29224	30252	27408	30737	29751	45647	29973	30893	
		2	180	60/40	12-20	...B14...	25719	37378	42140	38385	31101	30907	31906	29065	32394	31408	47302	31686	32606	
		2	192	60/40	12-20	...B15...	29202	43944	48706	44952	36377	36336	35390	33889	35877	37117	51543	36875	38103	
		2	204	60/40	12-20	...B16...	30973	45713	50478	46722	38146	38133	39224	35658	39871	38888	59255	38703	39930	
		2	216	60/40	14-22	...B17...	32746	47485	52249	48493	39919	39937	40995	37432	41644	40659	61026	40533	41758	
		4	240	60/40	14-24	...B18...	36229	50969	55733	51975	43403	43478	44479	40912	45129	44144	64511	44129	45356	
	1	1	42	30/24	2-4	...E1...	4027	—	—	—	—	—	7705	—	8477	—	—	—	—	
		1	60	30/24	4-6	...E2...	5374	—	—	—	—	—	9052	—	9824	—	—	—	—	
		1	72	36/24	6	...E3...	7319	—	—	—	—	—	10995	—	11769	10446	—	—	—	
		1	78	39/26	6-8	...E4...	8450	—	—	—	—	—	12128	10568	12901	11579	—	12051	12412	
		1	84	42/28	6-8	...E5...	9665	—	—	—	—	—	13344	11784	14117	12795	—	13296	13658	
		1	90	48/32	6-8	...E6...	11612	19178	20859	20185	14278	14734	15288	13730	16062	14738	27506	15269	15628	
		1	96	48/32	6-10	...E7...	12357	19923	21605	20933	15023	15494	16483	14475	16807	15821	28252	16043	16405	
		1	108	52/34	8-10	...E8...	13788	21356	23035	22365	16457	16955	17915	15909	18240	17254	29684	17531	17893	
		2	120	54/36	8-12	...E9...	16364	23930	25611	24938	19132	19691	20487	19709	20813	19826	32258	20159	20523	
		2	132	54/36	8-12	...E10...	17907	29566	31246	30574	22060	22676	22033	21253	22360	22487	39492	23297	23837	
		2	144	54/36	10-14	...E11...	19454	31111	32794	32118	23606	24250	25641	22799	26127	24032	41037	24898	25440	
		2	156	60/40	10-16	...E12...	22484	34143	38906	35148	27865	27614	28671	25829	29158	28171	44067	28337	29258	
		2	168	60/40	10-16	...E13...	24145	35801	40564	36808	29525	29302	30330	27488	30817	29831	45726	30054	30973	
		2	180	60/40	10-16	...E14...	25803	37462	42224	38468	31184	30991	31990	29148	32478	31492	47386	31768	32690	
		2	192	60/40	12-20	...E15...	29289	44031	48792	45038	36463	36421	35476	33975	35964	37203	51629	36961	38189	
		2	204	60/40	12-20	...E16...	31063	45803	50567	46811	38237	38223	39313	35747	39961	38976	59344	38792	40019	
		2	216	60/40	14-22	...E17...	32837	47578	52342	48586	40013	40029	41090	37523	41736	40753	61117	40624	41851	
		4	240	60/40	14-24	...E18...	36323	51065	55829	52074	43499	43574	44574	41009	45223	44239	64604	44222	45451	

! IMPORTANT:


Grain direction is along the width dimension (w) on 1-section tops and depth dimension (d) on 2-section tops.

All top sizes are nominal; actual size may vary by +/-2%.

Tables will be in multiple sections depending on size; tops may further be in multiple pieces. See listings above.

< See the Top Options on a previous page for a full range of special top and border treatments that may be applied.

See the Terms & Options section at the front of the price list for POWER-DATA solutions.



Specify: Product No. & Qty
Edge Shape
Tagging
Metal Finish
Wood Finish

Ø Denotes wire path provided.
‡ Requires field sub-assembly.

Prices listed in Wood1 Finishes.



Square Self Edge 2th

Back-Painted Glass Top, Wood1 or 2 Subtop

USS2B...

Shape	sections		w	d	Seats	Top Code	Top Only	Coda -Vee	Coda -Wire	Coda -X	Cylinder Ø	Plinth Ø	Ryvite	Spyda -T	Spyda -X	Spyda -Y	Uffizi -Loop	Zi-A Ø	Zi-D Ø			
	pcs																					
	1	1	30	Diam	2-3	...C1...	2943	—	—	—	—	—	—	—	—	—	—	—	—	—		
		1	36	Diam	3-4	...C2...	3796	—	—	—	—	—	—	—	—	—	—	—	—	—	—	
	2	1	42	Diam	3-5	...C3...	4803	—	7885	—	6136	—	6639	—	6888	—	11247	—	—	—	—	
		1	48	Diam	4-6	...C4...	5948	—	9029	—	7330	—	8011	—	8172	—	12390	—	—	—	—	
		1	54	Diam	4-7	...C5...	7263	—	—	—	9055	—	9326	—	9693	—	13707	—	—	—	—	
		1	60	Diam	5-7	...C6...	8764	—	—	—	10559	—	11491	—	11196	—	15210	—	—	—	—	
		2	2	66	Diam	5-8	...C7...	10407	—	—	—	12502	—	—	—	—	—	—	—	—	—	—
		2	2	72	Diam	6-9	...C8...	12257	—	—	—	14852	—	—	—	—	—	—	—	—	—	—
	1	1	30	30	2-4	...S1...	2801	—	—	—	—	—	4640	—	4757	—	—	—	—	—		
		1	36	36	4	...S2...	3653	—	—	—	—	—	—	5489	—	5737	—	—	—	—	—	
	2	1	42	42	4	...S3...	4652	—	7735	—	—	—	6195	6489	—	6737	—	11097	—	—	—	
		1	48	48	4-8	...S4...	5810	—	8892	—	—	—	7415	7872	—	8035	—	12254	—	—	—	
		1	54	54	4-8	...S5...	7111	—	—	—	—	—	8818	—	—	9543	—	13556	—	—	—	
		1	60	60	4-8	...S6...	8562	—	—	—	—	—	10372	—	—	10992	—	15008	—	—	—	
	1	1	42	30	4	...R1...	3498	—	—	—	—	—	7176	—	7951	—	—	—	—	—		
		1	60	30	4-6	...R2...	4685	—	—	—	—	—	—	8361	—	9134	—	—	—	—	—	
	2	1	72	36	4-6	...R3...	6396	13962	15644	14972	—	—	—	10075	8514	10846	9525	—	—	—	—	
		1	78	39	6-8	...R4...	7390	14956	16638	15967	—	—	—	11068	9508	11841	10519	—	10991	11353	—	
		1	84	42	6-8	...R5...	8462	16029	17708	17038	—	—	—	12139	10580	12913	11590	—	12094	12453	—	
		1	90	48	6-8	...R6...	10175	17742	19424	18752	12843	13296	13854	12294	14625	13304	26070	13833	14193	—	—	
		1	96	48	6-12	...R7...	10831	18395	20076	19404	13497	13966	14954	12947	15280	14293	26725	14517	14876	—	—	
		1	108	48	8-12	...R8...	12087	19655	21337	20666	14759	15255	16215	14208	16541	15554	27984	15832	16194	—	—	
		2	2	120	52	8-14	...R9...	14356	21924	23604	22932	17126	17684	18481	17702	18805	17820	30253	18155	18517	—	
		2	2	132	52	8-14	...R10...	15717	27375	29055	28383	19869	20485	19842	19062	20167	20296	37299	21104	21646	—	
		2	2	144	52	10-16	...R11...	17076	28735	30416	29744	21229	21876	23265	20424	23752	21656	38659	22520	23062	—	
		2	2	156	56	10-18	...R12...	19746	31405	36169	32413	25127	24876	25934	23092	26422	25435	41331	25601	26519	—	
		2	2	168	56	10-18	...R13...	21208	32864	37628	33872	26588	26368	27393	24552	27881	26895	42791	27118	28037	—	
		2	2	180	56	12-20	...R14...	22669	34326	39090	35335	28050	27856	28855	26016	29344	28357	44251	28634	29556	—	
		2	2	192	60	12-20	...R15...	25743	40485	45246	41490	32917	32875	31930	30427	32418	33656	48083	33414	34643	—	
		2	2	204	60	12-20	...R16...	27304	42044	46809	43053	34477	34466	35555	31989	36203	35218	55585	35033	36261	—	
		2	2	216	60	14-22	...R17...	28866	43607	48369	44614	36039	36056	37115	33551	37765	36779	57147	36652	37879	—	
		4	240	60	16-26	...R18...	31936	46677	51442	47685	39112	39188	40187	36622	40837	39852	60218	39835	41064	—	—	
	1	1	78	39/26	5-7	...V1...	7502	—	—	—	—	—	11179	9622	11953	10631	—	—	—	—		
		1	84	42/28	5-7	...V2...	8580	—	—	—	—	—	—	12255	10697	13030	11706	—	—	—	—	
	2	1	90	48/36	5-7	...V3...	10296	17864	19546	18875	12965	—	—	13975	12416	14748	13427	26192	13955	14318	—	
		1	96	48/36	5-9	...V4...	10957	18524	20206	19534	13625	—	—	15081	13076	15408	14421	26852	14644	15005	—	
		1	108	48/36	7-9	...V5...	12223	19790	21470	20799	14890	—	—	16348	14342	16672	15685	28118	15966	16326	—	
		2	2	120	52/40	7-11	...V6...	14495	22061	23744	23070	17265	17822	18620	17842	18945	17958	30390	18293	18656	—	
		2	2	132	52/40	7-11	...V7...	15862	27520	29201	28528	20013	20631	19985	19208	20312	20441	37444	21250	21791	—	
		2	2	144	52/40	9-13	...V8...	17228	28884	30565	29893	21380	22025	23415	20572	23903	21806	38810	22672	23212	—	
		2	2	156	56/44	9-15	...V9...	19904	31561	36323	32567	25283	25031	26089	23249	26576	25591	41485	25757	26675	—	
		2	2	168	56/44	9-15	...V10...	21369	33027	37793	34037	26751	26530	27559	24716	28046	27059	42954	27280	28200	—	
		2	2	180	56/44	9-15	...V11...	22837	34496	39258	35502	28218	28025	29024	26182	29511	28526	44420	28802	29723	—	
		2	2	192	60/44	11-18	...V12...	25914	40654	45420	41663	33087	33048	32103	30600	32590	33829	48254	33588	34815	—	
		2	2	204	60/44	11-18	...V13...	27481	42223	46987	43230	34655	34643	35734	32167	36380	35397	55763	35212	36438	—	
		2	2	216	60/44	13-20	...V14...	29050	43790	48555	44797	36225	36239	37299	33735	37950	36964	57330	36837	38065	—	
		4	240	60/44	13-22	...V15...	32129	46868	51632	47876	39303	39377	40378	36812	41027	40043	60410	40028	41254	—	—	

! IMPORTANT:


Wood grain direction is along the width dimension (w) on 1-section tops and depth dimension (d) on 2-section tops.

All top sizes are nominal; actual size may vary by +/-2%.

Tables will be in multiple sections depending on size; tops may further be in multiple pieces. See listings above.

< See the Top Options on a previous page for a full range of special top and border treatments that may be applied.

See the Terms & Options section at the front of the price list for POWER-DATA solutions.





Square Self Edge 2th

Back-Painted Glass Top, Wood1 or 2 Subtop
USS2B...



Shape	sections		w	d	Seats	Top Code	Top Only	...D Coda -Vee	...E Coda -Wire	...G Coda -X	...K Cylinder Ø	...N Plinth Ø	...P Ryvit	...R Spyda -T	...S Spyda -X	...T Spyda -Y	...U Uffizi -Loop	...V Zi-A Ø	...Y Zi-D Ø	...Z
	pcs																			
	1	1	42	30	2-4	...T1...	3651	—	—	—	—	—	—	7327	—	8101	—	—	—	—
		1	60	30	4-6	...T2...	4842	—	—	—	—	—	—	8520	—	9293	—	—	—	—
		1	72	36	6-8	...T3...	6565	14131	15812	—	—	—	—	10240	8683	11014	9691	—	—	—
		1	78	39	6-8	...T4...	7570	15135	16817	16144	—	—	—	11247	9688	12020	10697	—	11171	11530
		1	84	42	6-8	...T5...	8648	16215	17896	17224	—	—	—	12326	10767	13098	11777	—	12279	12640
		1	90	48	6-8	...T6...	10372	17936	19619	18945	13038	13493	14047	12489	14821	13498	26265	14029	14389	
		1	96	48	6-12	...T7...	11034	18600	20281	19608	13701	14170	15159	13152	15484	14496	26929	14719	15079	
		1	108	52	8-12	...T8...	12303	19869	21551	20879	14970	15469	16427	14421	16753	15766	28197	16045	16407	
		2	2	120	54	8-14	...T9...	14579	22145	23826	23153	17348	17906	18704	17925	19029	18042	30473	18377	18738
				132	54	8-14	...T10...	15947	27605	29286	28612	20098	20715	20070	19292	20397	20526	37529	21334	21876
				144	54	10-16	...T11...	17316	28972	30657	29982	21468	22115	23504	20663	23991	21896	38900	22761	23301
				156	60	10-18	...T12...	19995	31652	36416	32661	25374	25125	26182	23340	26670	25684	41580	25849	26768
				168	60	10-18	...T13...	21466	33123	37886	34131	26846	26627	27652	24812	28140	27153	43048	27377	28297
				180	60	12-20	...T14...	22936	34592	39356	35601	28317	28124	29122	26279	29610	28624	44519	28902	29822
				192	60	12-20	...T15...	26018	40759	45521	41765	33193	33150	32204	30701	32692	33931	48359	33691	34918
				204	60	12-20	...T16...	27589	42330	47094	43338	34762	34749	35838	32274	36488	35502	55869	35318	36546
				216	60	14-22	...T17...	29157	43897	48662	44906	36330	36348	37408	33842	38055	37071	57438	36946	38169
				240	60	16-26	...T18...	32239	46980	51744	47989	39414	39490	40491	36924	41139	40154	60523	40138	41366
	1	1	42	30/24	2-4	...B1...	3627	—	—	—	—	—	7304	—	8078	—	—	—	—	
		1	60	30/24	4-6	...B2...	4818	—	—	—	—	—	—	8497	—	9270	—	—	—	
		1	72	36/28	6-8	...B3...	6538	—	—	—	—	—	—	10216	8656	10989	9665	—	—	
		1	78	39/30	6-8	...B4...	7542	—	—	—	—	—	—	11220	9660	11993	10670	—	11143	11504
		1	84	42/30	6-8	...B5...	8619	—	—	—	—	—	—	12297	10738	13070	11748	—	12250	12611
		1	90	48/32	6-8	...B6...	10342	17906	19589	18916	13008	13461	14017	12459	14791	13468	26235	13999	14359	
		1	96	48/32	6-10	...B7...	11004	18568	20251	19578	13671	14139	15128	13121	15454	14466	26899	14689	15049	
		1	108	52/34	8-10	...B8...	12269	19836	21518	20844	14937	15436	16395	14387	16719	15734	28165	16012	16372	
		2	2	120	54/36	8-12	...B9...	14545	22110	23791	23119	17314	17872	18670	17890	18995	18008	30440	18342	18704
				132	54/36	8-12	...B10...	15912	27571	29253	28577	20064	20679	20037	19258	20363	20491	37496	21301	21842
				144	54/36	10-14	...B11...	17282	28938	30618	29945	21433	22078	23467	20626	23955	21858	38863	22724	23265
				156	60/40	10-16	...B12...	19955	31616	36378	32622	25338	25086	26144	23302	26632	25644	41540	25812	26730
				168	60/40	10-16	...B13...	21426	33084	37849	34091	26808	26585	27614	24771	28103	27115	43010	27336	28256
				180	60/40	12-20	...B14...	22893	34554	39315	35560	28275	28082	29081	26240	29569	28582	44477	28861	29781
				192	60/40	12-20	...B15...	25974	40716	45480	41725	33150	33108	32164	30660	32650	33890	48314	33649	34875
				204	60/40	12-20	...B16...	27544	42284	47048	43291	34719	34705	35795	32229	36444	35459	55827	35275	36501
				216	60/40	14-22	...B17...	29114	43854	48617	44861	36288	36306	37364	33799	38013	37027	57394	36899	38127
				240	60/40	14-24	...B18...	32194	46933	51697	47941	39368	39442	40443	36878	41093	40106	60474	40093	41320
	1	1	42	30/24	2-4	...E1...	3673	—	—	—	—	—	7352	—	8124	—	—	—		
		1	60	30/24	4-6	...E2...	4868	—	—	—	—	—	—	8544	—	9318	—	—	—	
		1	72	36/24	6	...E3...	6592	—	—	—	—	—	—	10268	—	11042	9719	—	—	
		1	78	39/26	6-8	...E4...	7597	—	—	—	—	—	—	11275	9715	12048	10724	—	11198	11558
		1	84	42/28	6-8	...E5...	8678	—	—	—	—	—	—	12356	10797	13130	11807	—	12309	12671
		1	90	48/32	6-8	...E6...	10402	17968	19649	18975	13068	13524	14077	12519	14851	13528	26296	14059	14418	
		1	96	48/32	6-10	...E7...	11067	18633	20314	19642	13735	14203	15191	13185	15517	14530	26961	14752	15112	
		1	108	52/34	8-10	...E8...	12336	19904	21583	20913	15005	15503	16461	14457	16787	15800	28231	16079	16439	
		2	2	120	54/36	8-12	...E9...	14614	22180	23861	23190	17382	17942	18738	17958	19063	18077	30507	18412	18773
				132	54/36	8-12	...E10...	15984	27643	29323	28651	20137	20753	20110	19331	20435	20563	37568	21374	21913
				144	54/36	10-14	...E11...	17353	29013	30693	30022	21506	22154	23543	20699	24029	21933	38938	22799	23338
				156	60/40	10-16	...E12...	20036	31694	36458	32703	25417	25166	26222	23382	26712	25723	41619	25889	26809
				168	60/40	10-16	...E13...	21506	33165	37928	34173	26887	26665	27694	24851	28182	27196	43090	27417	28336
				180	60/40	10-16	...E14...	22977	34635	39399	35644	28359	28166	29165	26324	29653	28666	44560	28942	29865
				192	60/40	12-20	...E15...	26060	40802	45566	41810	33236	33194	32250	30747	32738	33976	48401	33735	34962
				204	60/40	12-20	...E16...	27634	42374	47138	43381	34809	34795	35884	32318	36533	35548	55915	35362	36590
				216	60/40	14-22	...E17...	29206	43947	48709	44954	36379	36397	37457	33892	38104	37121	57486	36993	38218
				240	60/40	14-24	...E18...	32288	47029	51792	48037	39463	39537	40537	36975	41188	40203	60568	40187	41414

! IMPORTANT:

Grain direction is along the width dimension (w) on 1-section tops and depth dimension (d) on 2-section tops.


All top sizes are nominal; actual size may vary by +/-2%.

Tables will be in multiple sections depending on size; tops may further be in multiple pieces. See listings above.

< See the Top Options on a previous page for a full range of special top and border treatments that may be applied.

See the Terms & Options section at the front of the price list for POWER-DATA solutions.





Square Self Edge 2th

Acrylic Solid Surface Top: Avonite® Polaris
 USS2C...



Shape	sections	pcs	w	d	Seats	Top Code	Top Only	Coda -Vee	Coda -Wire	Coda -X	Cylinder Ø	Plinth Ø	Ryvlt	Spyda -T	Spyda -X	Spyda -Y	Uffizi -Loop	Zi-A Ø	Zi-D Ø
	1	1	30	Diam	2-3	...C1...	2360	—	—	—	—	—	4199	—	4316	—	—	—	—
	1	1	36	Diam	3-4	...C2...	2957	—	—	—	—	—	4793	—	5042	—	—	—	—
	1	1	42	Diam	3-5	...C3...	3656	—	6740	—	4989	—	5495	—	5742	—	10101	—	—
	1	1	48	Diam	4-6	...C4...	4451	—	7534	—	5838	—	6513	—	6677	—	10897	—	—
	1	1	54	Diam	4-7	...C5...	5369	—	—	—	7164	—	7433	—	7801	—	11813	—	—
	1	1	60	Diam	5-7	...C6...	6427	—	—	—	8223	—	9151	—	8860	—	12873	—	—
	2	2	66	Diam	5-8	...C7...	7578	—	—	—	9675	—	—	—	—	—	—	—	—
	2	2	72	Diam	6-9	...C8...	8892	—	—	—	11489	—	—	—	—	—	—	—	—
	1	1	30	30	2-4	...S1...	2216	—	—	—	—	—	4055	—	4172	—	—	—	—
	1	1	36	36	4	...S2...	2810	—	—	—	—	—	4648	—	4896	—	—	—	—
	1	1	42	42	4	...S3...	3508	—	6590	—	—	5048	5345	—	5592	—	9951	—	—
	1	1	48	48	4-8	...S4...	4314	—	7395	—	—	5920	6375	—	6537	—	10756	—	—
	1	1	54	54	4-8	...S5...	5217	—	—	—	—	6925	—	—	7650	—	11663	—	—
	1	1	60	60	4-8	...S6...	6225	—	—	—	—	8032	—	—	8655	—	12671	—	—
	1	1	42	30	4	...R1...	2682	—	—	—	—	—	6360	—	7132	—	—	—	—
	1	1	60	30	4-6	...R2...	3515	—	—	—	—	—	7194	—	7965	—	—	—	—
	1	1	72	36	4-6	...R3...	4715	12280	13961	13289	—	—	8391	6833	9164	7842	—	—	—
	1	1	78	39	6-8	...R4...	5416	12982	14664	13991	—	—	9091	7534	9865	8543	—	9018	9378
	1	1	84	42	6-8	...R5...	6172	13737	15419	14747	—	—	9848	8290	10622	9300	—	9802	10162
	1	1	90	48	6-8	...R6...	7371	14936	16617	15945	10038	10492	11046	9489	11821	10496	23265	11027	11389
	1	1	96	48	6-12	...R7...	7839	15404	17086	16413	10507	10977	11964	9957	12289	11303	23734	11525	11885
	1	1	108	48	8-12	...R8...	8725	16289	17973	17300	11391	11891	12849	10842	13174	12188	24619	12467	12828
	1	1	120	52	8-14	...R9...	10306	17872	19552	18881	13074	13633	14432	13651	14757	13770	26200	14103	14465
	2	2	132	52	8-14	...R10...	11261	22918	24599	23927	15412	16029	15384	14607	15710	15839	32842	16650	17188
	2	2	144	52	10-16	...R11...	12216	23874	25555	24880	16368	17013	18402	15561	18889	16795	33799	17660	18199
	2	2	156	56	10-18	...R12...	14075	25732	30497	26742	19456	19205	20263	17421	20751	19764	35658	19929	20847
	2	2	168	56	10-18	...R13...	15099	26757	31522	27764	20481	20259	21286	18445	21773	20787	36682	21010	21931
	2	2	180	56	12-20	...R14...	16123	27782	32546	28790	21504	21311	22312	19468	22799	21813	37708	22090	23009
2	2	192	60	12-20	...R15...	18262	33001	37766	34011	25436	25394	24450	22947	24936	26176	40603	25937	27163	
2	2	204	60	12-20	...R16...	19359	34098	38861	35106	26533	26518	27608	24042	28256	27271	47639	27088	28314	
2	2	216	60	14-22	...R17...	20453	35192	39956	36201	27625	27643	28703	25138	29351	28365	48732	28239	29465	
2	2	240	60	16-26	...R18...	22590	37329	42093	38339	29764	29840	30840	27275	31488	30503	50871	30489	31716	
	1	1	78	39/26	5-7	...V1...	5528	—	—	—	—	—	9204	7648	9979	8655	—	—	—
	1	1	84	42/28	5-7	...V2...	6289	—	—	—	—	—	9966	8408	10740	9417	—	—	—
	1	1	90	48/36	5-7	...V3...	7494	15062	16741	16069	10162	—	11171	9613	11944	10622	23389	11150	11511
	1	1	96	48/36	5-9	...V4...	7965	15533	17213	16542	10633	—	12093	10084	12416	11430	23861	11651	12013
	1	1	108	48/36	7-9	...V5...	8858	16424	18105	17433	11525	—	12982	10977	13309	12321	24753	12599	12961
	1	1	120	52/40	7-11	...V6...	10444	18011	19692	19020	13213	13773	14568	13790	14895	13909	26340	14244	14605
	2	2	132	52/40	7-11	...V7...	11407	23063	24745	24070	15558	16172	15531	14750	15856	15984	32990	16795	17333
	2	2	144	52/40	9-13	...V8...	12368	24025	25704	25031	16520	17165	18555	15711	19041	16945	33951	17812	18351
	2	2	156	56/44	9-15	...V9...	14232	25889	30655	26899	19612	19362	20420	17578	20908	19921	35816	20087	21006
	2	2	168	56/44	9-15	...V10...	15261	26919	31682	27927	20642	20423	21448	18608	21936	20950	36843	21173	22091
	2	2	180	56/44	9-15	...V11...	16291	27951	32714	28958	21673	21482	22480	19637	22967	21981	37874	22258	23178
	2	2	192	60/44	11-18	...V12...	18436	33177	37940	34185	25611	25568	24624	23120	25111	26350	40776	26110	27336
	2	2	204	60/44	11-18	...V13...	19537	34277	39040	35284	26712	26697	27786	24220	28437	27450	47817	27265	28493
	2	2	216	60/44	13-20	...V14...	20637	35377	40141	36383	27810	27826	28885	25322	29537	28551	48917	28422	29650
	2	2	240	60/44	13-22	...V15...	22779	37521	42283	38528	29953	30029	31029	27463	31679	30693	51059	30678	31905

! IMPORTANT:


Wood grain direction is along the width dimension (w) on 1-section tops and depth dimension (d) on 2-section tops.


All top sizes are nominal; actual size may vary by +/-2%.

Tables will be in multiple sections depending on size; tops may further be in multiple pieces. See listings above.

< See the Top Options on a previous page for a full range of special top and border treatments that may be applied.

See the Terms & Options section at the front of the price list for POWER-DATA solutions.

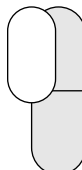
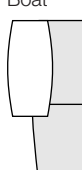





Square Self Edge 2th

Acrylic Solid Surface Top: Avonite® Polaris
 USS2C...



Shape	sections		w	d	Seats	Top Code	Top Only	Coda -Vee	Coda -Wire	Coda -X	Cylinder Ø	Plinth Ø	Ryvlt	Spyda -T	Spyda -X	Spyda -Y	Uffizi -Loop	Zi-A Ø	Zi-D Ø	
	pcs	Top																		
Track 	1	1	42	30	2-4	...T1...	2833	—	—	—	—	—	6510	—	7284	—	—	—	—	
		1	60	30	4-6	...T2...	3673	—	—	—	—	—	7352	—	8124	—	—	—	—	
		1	72	36	6-8	...T3...	4882	12447	14130	—	—	—	8559	7000	9332	8011	—	—	—	
		1	78	39	6-8	...T4...	5593	13159	14840	14169	—	—	9271	7712	10044	8721	—	—	9194	9556
		1	84	42	6-8	...T5...	6359	13923	15604	14932	—	—	10035	8476	10808	9485	—	—	9988	10348
		1	90	48	6-8	...T6...	7565	15131	16812	16140	10233	10687	11242	9684	12015	10693	23461	11222	11584	
		1	96	48	6-12	...T7...	8042	15609	17289	16617	10710	11178	12166	10161	12492	11505	23936	11728	12086	
		1	108	52	8-12	...T8...	8938	16503	18185	17514	11606	12103	13062	11056	13387	12401	24835	12680	13041	
		1	120	54	8-14	...T9...	10525	18093	19772	19102	13295	13855	14651	13871	14978	13990	26422	14324	14687	
		2	2	132	54	8-14	...T10...	11493	23149	24830	24157	15644	16259	15618	14838	15942	16071	33076	16881	17421
			2	144	54	10-16	...T11...	12456	24114	25795	25122	16608	17255	18644	15801	19131	17036	34040	17900	18441
			2	156	60	10-18	...T12...	14323	25980	30745	26989	19705	19454	20511	17670	20999	20011	35906	20178	21097
			2	168	60	10-18	...T13...	15357	27016	31780	28024	20740	20517	21546	18704	22033	21046	36942	21270	22188
			2	180	60	12-20	...T14...	16393	28050	32812	29057	21771	21581	22579	19737	23065	22079	37975	22360	23279
			2	192	60	12-20	...T15...	18537	33279	38042	34286	25713	25670	24726	23222	25212	26453	40878	26211	27439
			2	204	60	12-20	...T16...	19639	34381	39144	35389	26815	26802	27892	24326	28540	27554	47922	27371	28597
			2	216	60	14-22	...T17...	20744	35484	40247	36492	27918	27935	28994	25428	29642	28657	49025	28531	29756
			2	240	60	16-26	...T18...	22890	37631	42395	38641	30065	30142	31141	27577	31790	30805	51172	30790	32017
Boat 	1	1	42	30/24	2-4	...B1...	2808	—	—	—	—	—	6485	—	7258	—	—	—	—	
		1	60	30/24	4-6	...B2...	3651	—	—	—	—	—	7327	—	8101	—	—	—	—	
		1	72	36/28	6-8	...B3...	4855	—	—	—	—	—	8533	6974	9307	7984	—	—	—	
		1	78	39/30	6-8	...B4...	5566	—	—	—	—	—	9243	7685	10017	8695	—	—	9168	9528
		1	84	42/30	6-8	...B5...	6330	—	—	—	—	—	10006	8447	10779	9455	—	—	9960	10319
		1	90	48/32	6-8	...B6...	7536	15102	16783	16111	10204	10658	11214	9655	11987	10663	23432	11194	11555	
		1	96	48/32	6-10	...B7...	8012	15577	17259	16586	10680	11148	12136	10130	12461	11475	23906	11698	12056	
		1	108	52/34	8-10	...B8...	8903	16469	18151	17480	11571	12071	13030	11022	13353	12369	24798	12647	13008	
		1	120	54/36	8-12	...B9...	10493	18060	19740	19069	13261	13822	14619	13838	14943	13956	26388	14292	14652	
		2	2	132	54/36	8-12	...B10...	11455	23114	24794	24122	15609	16224	15582	14802	15906	16034	33039	16844	17383
			2	144	54/36	10-14	...B11...	12417	24076	25757	25084	16571	17216	18607	15764	19093	16998	34001	17863	18402
			2	156	60/40	10-16	...B12...	14285	25943	30707	26951	19666	19416	20472	17631	20961	19974	35868	20140	21059
			2	168	60/40	10-16	...B13...	15317	26975	31738	27983	20698	20478	21504	18664	21992	21006	36899	21226	22148
			2	180	60/40	12-20	...B14...	16351	28008	32772	29017	21732	21540	22538	19697	23027	22040	37934	22317	23238
			2	192	60/40	12-20	...B15...	18496	33237	38000	34246	25671	25629	24684	23180	25171	26411	40837	26170	27397
			2	204	60/40	12-20	...B16...	19598	34339	39102	35347	26773	26759	27847	24282	28498	27512	47878	27329	28556
			2	216	60/40	14-22	...B17...	20699	35441	40204	36449	27874	27892	28951	25386	29599	28613	48979	28486	29713
			2	240	60/40	14-24	...B18...	22846	37586	42350	38594	30022	30095	31095	27531	31744	30760	51126	30745	31972
Ellipse 	1	1	42	30/24	2-4	...E1...	2856	—	—	—	—	—	6535	—	7307	—	—	—	—	
		1	60	30/24	4-6	...E2...	3699	—	—	—	—	—	7378	—	8151	—	—	—	—	
		1	72	36/24	6	...E3...	4908	—	—	—	—	—	8587	—	9360	8038	—	—	—	
		1	78	39/26	6-8	...E4...	5622	—	—	—	—	—	9300	7741	10072	8751	—	—	9224	9585
		1	84	42/28	6-8	...E5...	6389	—	—	—	—	—	10065	8506	10838	9515	—	—	10018	10378
		1	90	48/32	6-8	...E6...	7597	15162	16844	16171	10264	10718	11275	9715	12048	10724	23492	11254	11615	
		1	96	48/32	6-10	...E7...	8074	15642	17321	16651	10742	11210	12199	10193	12526	11537	23970	11761	12123	
		1	108	52/34	8-10	...E8...	8970	16536	18218	17546	11639	12136	13096	11089	13421	12435	24867	12713	13074	
		1	120	54/36	8-12	...E9...	10562	18128	19810	19137	13333	13890	14688	13909	15013	14027	26458	14361	14722	
		2	2	132	54/36	8-12	...E10...	11528	23186	24868	24193	15680	16296	15652	14874	15978	16108	33111	16916	17458
			2	144	54/36	10-14	...E11...	12493	24152	25833	25159	16646	17291	18681	15839	19167	17072	34076	17937	18478
			2	156	60/40	10-16	...E12...	14363	26023	30785	27030	19743	19493	20552	17708	21038	20054	35948	20219	21137
			2	168	60/40	10-16	...E13...	15398	27058	31820	28064	20781	20558	21586	18744	22073	21088	36982	21309	22230
			2	180	60/40	10-16	...E14...	16435	28092	32856	29101	21816	21623	22621	19781	23110	22124	38017	22400	23322
			2	192	60/40	12-20	...E15...	18584	33323	38085	34331	25757	25715	24769	23268	25258	26497	40923	26258	27483
			2	204	60/40	12-20	...E16...	19688	34428	39192	35435	26863	26847	27937	24372	28587	27603	47968	27417	28643
			2	216	60/40	14-22	...E17...	20791	35532	40295	36540	27966	27983	29043	25478	29692	28708	49074	28579	29805
			2	240	60/40	14-24	...E18...	22941	37680	42443	38687	30114	30190	31190	27624	31839	30853	51221	30839	32067

! IMPORTANT:


Grain direction is along the width dimension (w) on 1-section tops and depth dimension (d) on 2-section tops.

All top sizes are nominal; actual size may vary by +/-2%.

Tables will be in multiple sections depending on size; tops may further be in multiple pieces. See listings above.


< See the Top Options on a previous page for a full range of special top and border treatments that may be applied.

See the Terms & Options section at the front of the price list for POWER-DATA solutions.





Square PVC Edge 2th
 HPL Top (Formica® 949 White)
 USS2H...



Shape	sections		w	d	Seats	Top Code	Top Only	Coda -Vee	Coda -Wire	Coda -X	Cylinder Ø	Plinth Ø	Ryvlt	Spyda -T	Spyda -X	Spyda -Y	Uffizi -Loop	Zi-A Ø	Zi-D Ø
	pcs																		
	1	1	30	Diam	2-3	...C1...	1583	—	—	—	—	—	3422	—	3540	—	—	—	—
	1	1	36	Diam	3-4	...C2...	1836	—	—	—	—	—	3673	—	3922	—	—	—	—
	1	1	42	Diam	3-5	...C3...	2132	—	5215	—	3466	—	3971	—	4217	—	8576	—	—
	1	1	48	Diam	4-6	...C4...	2461	—	5543	—	3844	—	4523	—	4686	—	8904	—	—
	1	1	54	Diam	4-7	...C5...	2850	—	—	—	4642	—	4912	—	5281	—	9294	—	—
	1	1	60	Diam	5-7	...C6...	3317	—	—	—	5109	—	6042	—	5748	—	9763	—	—
	2	2	66	Diam	5-8	...C7...	3814	—	—	—	5910	—	—	—	—	—	—	—	—
	2	2	72	Diam	6-9	...C8...	4413	—	—	—	7008	—	—	—	—	—	—	—	—
	1	1	30	30	2-4	...S1...	1439	—	—	—	—	—	3278	—	3396	—	—	—	—
	1	1	36	36	4	...S2...	1692	—	—	—	—	—	3529	—	3776	—	—	—	—
	1	1	42	42	4	...S3...	1983	—	5065	—	—	3523	3821	—	4067	—	8426	—	—
	1	1	48	48	4-8	...S4...	2324	—	5406	—	—	3929	4386	—	4547	—	8768	—	—
	1	1	54	54	4-8	...S5...	2698	—	—	—	—	4408	—	—	5131	—	9143	—	—
	1	1	60	60	4-8	...S6...	3114	—	—	—	—	4922	—	—	5545	—	9560	—	—
	1	1	42	30	4	...R1...	1592	—	—	—	—	—	5270	—	6044	—	—	—	—
	1	1	60	30	4-6	...R2...	1960	—	—	—	—	—	5636	—	6410	—	—	—	—
	1	1	72	36	4-6	...R3...	2475	10041	11722	11050	—	—	6150	4592	6924	5602	—	—	—
	1	1	78	39	6-8	...R4...	2789	10353	12036	11362	—	—	6465	4906	7238	5914	—	6390	6749
	1	1	84	42	6-8	...R5...	3123	10689	12371	11699	—	—	6802	5242	7574	6252	—	6753	7113
	1	1	90	48	6-8	...R6...	3638	11204	12885	12214	6306	6760	7316	5757	8089	6767	19534	7295	7657
	1	1	96	48	6-12	...R7...	3855	11421	13103	12431	6524	6994	7982	5974	8305	7321	19752	7542	7902
	1	1	108	48	8-12	...R8...	4244	11811	13493	12822	6912	7411	8370	6363	8696	7709	20140	7987	8350
	1	1	120	52	8-14	...R9...	4913	12480	14161	13489	7684	8241	9040	8260	9363	8377	20810	8711	9074
	2	2	132	52	8-14	...R10...	5330	16987	18670	17997	9482	10099	9454	8676	9779	9908	26913	10718	11258
	2	2	144	52	10-16	...R11...	5745	17404	19086	18412	9899	10544	11934	9090	12419	10324	27330	11191	11730
	2	2	156	56	10-18	...R12...	6526	18185	22948	19192	11908	11656	12714	9873	13201	12216	28110	12382	13298
	2	2	168	56	10-18	...R13...	6970	18629	23392	19636	12352	12130	13158	10317	13645	12658	28553	12881	13802
	2	2	180	56	12-20	...R14...	7414	19074	23837	20082	12796	12602	13603	10761	14090	13103	28998	13381	14302
	2	2	192	60	12-20	...R15...	8310	23051	27813	24057	15484	15442	14496	12994	14984	16224	30650	15983	17211
	2	2	204	60	12-20	...R16...	8782	23522	28285	24530	15955	15942	17031	13467	17679	16696	37063	16513	17738
	2	2	216	60	14-22	...R17...	9254	23994	28758	25001	16427	16444	17503	13940	18154	17168	37534	17041	18266
	2	2	240	60	16-26	...R18...	10147	24886	29652	25895	17320	17398	18396	14832	19046	18061	38428	18045	19274
	1	1	78	39/26	5-7	...V1...	2900	—	—	—	—	—	6577	5018	7351	6028	—	—	—
	1	1	84	42/28	5-7	...V2...	3239	—	—	—	—	—	6918	5358	7691	6367	—	—	—
	1	1	90	48/36	5-7	...V3...	3759	11327	13008	12336	6427	—	7438	5878	8211	6889	19655	7418	7779
	1	1	96	48/36	5-9	...V4...	3984	11552	13231	12561	6652	—	8109	6104	8436	7448	19880	7669	8031
	1	1	108	48/36	7-9	...V5...	4380	11944	13625	12953	7046	—	8503	6497	8829	7842	20273	8121	8481
	1	1	120	52/40	7-11	...V6...	5053	12619	14301	13628	7821	8381	9176	8399	9503	8515	20947	8849	9213
	2	2	132	52/40	7-11	...V7...	5475	17132	18815	18140	9628	10242	9600	8819	9925	10053	27059	10864	11404
	2	2	144	52/40	9-13	...V8...	5896	17553	19235	18561	10048	10694	12082	9242	12570	10475	27479	11340	11881
	2	2	156	56/44	9-15	...V9...	6682	18340	23105	19348	12066	11812	12871	10028	13357	12371	28267	12538	13457
	2	2	168	56/44	9-15	...V10...	7135	18792	23554	19799	12515	12294	13320	10480	13808	12823	28716	13044	13963
	2	2	180	56/44	9-15	...V11...	7583	19243	24004	20250	12963	12771	13772	10928	14258	13271	29168	13550	14470
	2	2	192	60/44	11-18	...V12...	8481	23222	27988	24232	15655	15614	14669	13168	15158	16396	30821	16157	17382
	2	2	204	60/44	11-18	...V13...	8959	23699	28466	24708	16135	16121	17211	13645	17860	16874	37242	16689	17918
	2	2	216	60/44	13-20	...V14...	9439	24179	28941	25187	16612	16629	17688	14124	18337	17352	37720	17226	18451
	2	2	240	60/44	13-22	...V15...	10338	25079	29841	26085	17513	17587	18587	15021	19237	18251	38618	18236	19463

! IMPORTANT:


Wood grain direction is along the width dimension (w) on 1-section tops and depth dimension (d) on 2-section tops.

All top sizes are nominal; actual size may vary by +/-2%.

Tables will be in multiple sections depending on size; tops may further be in multiple pieces. See listings above.

< See the Top Options on a previous page for a full range of special top and border treatments that may be applied.

See the Terms & Options section at the front of the price list for POWER-DATA solutions.





Square PVC Edge 2th
HPL Top (Formica® 949 White)
USS2H...



Shape	sections	pcs	w	d	Seats	Top Code	Top Only	...D	...E	...G	...K	...N	...P	...R	...S	...T	...U	...V	...Y	...Z	
								Coda -Vee	Coda -Wire	Coda -X	Cylinder Ø	Plinth Ø	Ryvlt	Spyda -T	Spyda -X	Spyda -Y	Uffizi -Loop	Zi-A Ø	Zi-D Ø		
Track 	1	1	42	30	2-4	...T1...	1745	—	—	—	—	—	—	5420	—	6195	—	—	—	—	
	1	1	60	30	4-6	...T2...	2119	—	—	—	—	—	—	5796	—	6568	—	—	—	—	
	1	1	72	36	6-8	...T3...	2642	10208	11891	—	—	—	—	6319	4759	7092	5770	—	—	—	
	1	1	78	39	6-8	...T4...	2966	10532	12214	11540	—	—	—	6645	5084	7415	6093	—	—	6567	6927
	1	1	84	42	6-8	...T5...	3310	10875	12557	11885	—	—	—	6988	5428	7759	6438	—	—	6940	7299
	1	1	90	48	6-8	...T6...	3835	11400	13082	12409	6502	6954	7511	5953	8284	6962	19728	7492	7851	—	—
	1	1	96	48	6-12	...T7...	4060	11626	13309	12636	6727	7197	8184	6178	8510	7524	19954	7746	8106	—	—
	1	1	108	52	8-12	...T8...	4458	12024	13706	13034	7125	7625	8584	6577	8909	7923	20353	8201	8562	—	—
	1	1	120	54	8-14	...T9...	5136	12703	14384	13713	7904	8465	9260	8481	9587	8599	21031	8933	9297	—	—
	2	2	132	54	8-14	...T10...	5561	17217	18899	18224	9713	10326	9685	8904	10010	10138	27144	10949	11491	—	—
	2	2	144	54	10-16	...T11...	5986	17643	19324	18650	10137	10783	12171	9331	12659	10565	27567	11430	11970	—	—
	2	2	156	60	10-16	...T12...	6776	18434	23196	19439	12157	11905	12962	10120	13449	12462	28359	12629	13549	—	—
	2	2	168	60	10-18	...T13...	7228	18887	23651	19894	12611	12388	13416	10574	13902	12918	28813	13140	14060	—	—
	2	2	180	60	12-20	...T14...	7682	19340	24103	20347	13062	12871	13869	11027	14356	13370	29265	13648	14567	—	—
	2	2	192	60	12-20	...T15...	8586	23325	28089	24333	15760	15717	14773	13268	15259	16498	30926	16257	17486	—	—
	2	2	204	60	12-20	...T16...	9067	23807	28570	24814	16241	16226	17316	13750	17964	16981	37348	16796	18023	—	—
	2	2	216	60	14-22	...T17...	9545	24286	29050	25295	16719	16738	17794	14230	18445	17460	37826	17332	18559	—	—
	2	2	240	60	16-26	...T18...	10450	25189	29953	26198	17622	17700	18700	15134	19348	18363	38731	18348	19576	—	—
Boat 	1	1	42	30/24	2-4	...B1...	1721	—	—	—	—	—	—	5398	—	6172	—	—	—	—	
	1	1	60	30/24	4-6	...B2...	2094	—	—	—	—	—	—	5772	—	6544	—	—	—	—	
	1	1	72	36/28	6-8	...B3...	2615	—	—	—	—	—	—	6293	4733	7067	5744	—	—	—	
	1	1	78	39/30	6-8	...B4...	2939	—	—	—	—	—	—	6617	5056	7388	6065	—	—	6540	6899
	1	1	84	42/30	6-8	...B5...	3281	—	—	—	—	—	—	6957	5399	7730	6408	—	—	6911	7270
	1	1	90	48/32	6-8	...B6...	3804	11369	13049	12378	6472	6924	7481	5921	8254	6929	19698	7462	7821	—	—
	1	1	96	48/32	6-10	...B7...	4030	11595	13278	12605	6697	7167	8154	6148	8480	7494	19924	7716	8075	—	—
	1	1	108	52/34	8-10	...B8...	4425	11991	13672	13001	7092	7591	8552	6542	8874	7889	20320	8168	8529	—	—
	1	1	120	54/36	8-12	...B9...	5102	12669	14349	13677	7871	8429	9227	8447	9551	8565	20996	8900	9260	—	—
	2	2	132	54/36	8-12	...B10...	5526	17183	18863	18191	9678	10293	9651	8871	9975	10105	27110	10916	11452	—	—
	2	2	144	54/36	10-14	...B11...	5949	17606	19288	18615	10101	10748	12136	9294	12624	10529	27532	11392	11934	—	—
	2	2	156	60/40	10-16	...B12...	6737	18395	23159	19403	12116	11867	12925	10082	13412	12426	28322	12593	13510	—	—
	2	2	168	60/40	10-16	...B13...	7190	18849	23610	19855	12570	12350	13376	10536	13864	12879	28772	13101	14020	—	—
	2	2	180	60/40	12-20	...B14...	7639	19299	24063	20308	13021	12829	13829	10985	14317	13328	29225	13608	14526	—	—
	2	2	192	60/40	12-20	...B15...	8541	23282	28047	24292	15717	15675	14731	13228	15217	16457	30082	16217	17442	—	—
	2	2	204	60/40	12-20	...B16...	9022	23762	28527	24769	16196	16183	17272	13707	17921	16938	37304	16752	17979	—	—
	2	2	216	60/40	14-22	...B17...	9502	24242	29006	25250	16678	16693	17753	14187	18400	17415	37782	17289	18514	—	—
	2	2	240	60/40	14-24	...B18...	10403	25143	29907	26150	17576	17652	18651	15088	19302	18315	38683	18302	19528	—	—
Ellipse 	1	1	42	30/24	2-4	...E1...	1766	—	—	—	—	—	—	5445	—	6219	—	—	—	—	
	1	1	60	30/24	4-6	...E2...	2144	—	—	—	—	—	—	5821	—	6595	—	—	—	—	
	1	1	72	36/24	6	...E3...	2669	—	—	—	—	—	—	6347	—	7119	5797	—	—	—	
	1	1	78	39/26	6-8	...E4...	2994	—	—	—	—	—	—	6669	5112	7443	6120	—	—	6595	6954
	1	1	84	42/28	6-8	...E5...	3340	—	—	—	—	—	—	7017	5458	7789	6468	—	—	6970	7329
	1	1	90	48/32	6-8	...E6...	3864	11430	13111	12439	6532	6984	7541	5983	8314	6992	19760	7522	7881	—	—
	1	1	96	48/32	6-10	...E7...	4093	11661	13341	12671	6761	7230	8218	6211	8543	7557	19987	7779	8140	—	—
	1	1	108	52/34	8-10	...E8...	4491	12056	13740	13067	7160	7657	8617	6609	8941	7956	20387	8235	8595	—	—
	1	1	120	54/36	8-12	...E9...	5170	12738	14417	13746	7939	8499	9297	8515	9622	8635	21066	8969	9331	—	—
	2	2	132	54/36	8-12	...E10...	5598	17256	18937	18263	9749	10367	9721	8944	10048	10177	27180	10985	11527	—	—
	2	2	144	54/36	10-14	...E11...	6022	17679	19362	18689	10175	10821	12211	9369	12699	10602	27607	11468	12008	—	—
	2	2	156	60/40	10-16	...E12...	6814	18474	23238	19482	12196	11945	13004	10162	13490	12504	28399	12672	13588	—	—
	2	2	168	60/40	10-16	...E13...	7269	18929	23692	19936	12651	12430	13458	10616	13945	12958	28853	13181	14101	—	—
	2	2	180	60/40	10-16	...E14...	7723	19380	24147	20390	13104	12913	13913	11069	14400	13412	29308	13690	14610	—	—
	2	2	192	60/40	12-20	...E15...	8628	23368	28134	24377	15803	15761	14817	13314	15305	16544	30968	16303	17530	—	—
	2	2	204	60/40	12-20	...E16...	9112	23852	28615	24859	16285	16273	17361	13798	18011	17026	37393	16840	18069	—	—
	2	2	216	60/40	14-22	...E17...	9594	24334	29098	25341	16769	16784	17845	14278	18494	17509	37874	17381	18608	—	—
	2	2	240	60/40	14-24	...E18...	10496	25238	30001	26246	17672	17748	18747	15183	19397	18412	38778	18396	19624	—	—

! IMPORTANT:


Grain direction is along the width dimension (w) on 1-section tops and depth dimension (d) on 2-section tops.


All top sizes are nominal; actual size may vary by +/-2%.

Tables will be in multiple sections depending on size; tops may further be in multiple pieces. See listings above.

< See the Top Options on a previous page for a full range of special top and border treatments that may be applied.

See the Terms & Options section at the front of the price list for POWER-DATA solutions.





Square Self Edge 2th
Marble Top (Carrara Marble)
USS2M...




Shape	sections		w	d	Seats	Top Code	Top Only	Coda -Vee	Coda -Wire	Coda -X	Cylinder Ø	Plinth Ø	Ryvlt	Spyda -T	Spyda -X	Spyda -Y	Uffizi -Loop	Zi-A Ø	Zi-D Ø		
	pcs																				
	1	1	30	Diam	2-3	...C1...	3873	—	—	—	—	—	—	5713	—	5830	—	—	—		
		1	36	Diam	3-4	...C2...	5136	—	—	—	—	—	—	6974	—	7222	—	—	—		
	1	42	Diam	3-5	...C3...	6625	—	9708	—	7958	—	8465	—	8710	—	13070	—	—	—		
		48	Diam	4-6	...C4...	8327	—	11410	—	9713	—	10389	—	10552	—	14773	—	—	—		
	2	54	Diam	4-7	...C5...	10276	—	—	—	12069	—	12338	—	12708	—	16719	—	—	—		
		60	Diam	5-7	...C6...	12486	—	—	—	14278	—	15210	—	14918	—	18932	—	—	—		
	2	66	Diam	5-8	...C7...	14908	—	—	—	17004	—	—	—	—	—	—	—	—	—		
		72	Diam	6-9	...C8...	17615	—	—	—	20209	—	—	—	—	—	—	—	—	—		
	1	1	30	30	2-4	...S1...	3729	—	—	—	—	—	5569	—	5687	—	—	—			
		36	36	4	...S2...	4991	—	—	—	—	—	—	6831	—	7077	—	—	—			
	42	42	4	...S3...	6475	—	9557	—	—	—	8016	8313	—	8559	—	12919	—	—			
	48	48	4-8	...S4...	8189	—	11272	—	—	—	9798	10253	—	10414	—	14635	—	—			
	54	54	4-8	...S5...	10124	—	—	—	—	—	11833	—	—	12556	—	16569	—	—			
	60	60	4-8	...S6...	12281	—	—	—	—	—	14090	—	—	14712	—	18727	—	—			
	1	42	30	4	...R1...	4803	—	—	—	—	—	—	8479	—	9253	—	—	—			
		60	30	4-6	...R2...	6542	—	—	—	—	—	—	—	10221	—	10992	—	—	—		
	72	36	4-6	...R3...	9076	16641	18321	17649	—	—	—	—	12752	11194	13526	12202	—	—			
	78	39	6-8	...R4...	10536	18101	19783	19110	—	—	—	—	14214	12654	14986	13663	—	14136	14496		
	84	42	6-8	...R5...	12108	19675	21356	20683	—	—	—	—	15785	14227	16557	15235	—	15737	16098		
	90	48	6-8	...R6...	14639	22205	23887	23215	17306	17761	18315	16757	19089	17767	30533	18299	18659				
	96	48	6-12	...R7...	15591	23157	24839	24166	18258	18729	19716	17708	20040	19055	31486	19277	19637				
	108	48	8-12	...R8...	17446	25012	26693	26023	—	20612	—	—	—	—	33343	21188	21551				
	120	52	8-14	...R9...	20804	28369	30053	29380	—	24131	—	—	—	—	36699	24602	24964				
	2	4	132	52	8-14	...R10...	22809	34468	36148	35475	—	27578	—	—	—	44392	28197	28739			
		144	52	10-16	...R11...	24814	36473	38155	37479	—	29612	—	—	—	—	46398	30259	30800			
	4	156	56	10-18	...R12...	28775	40433	45195	41441	—	33903	—	—	—	—	50357	34628	35548			
	4	168	56	10-18	...R13...	30930	42587	47352	43593	—	36089	—	—	—	—	52513	36839	37762			
	4	180	56	12-20	...R14...	33084	44742	49506	45751	—	38273	—	—	—	—	54667	39052	39972			
	4	192	60	12-20	...R15...	37644	52385	57149	53393	—	44778	—	—	—	—	59985	45318	46546			
	6	204	60	12-20	...R16...	39950	54691	59457	55699	—	47113	—	—	—	—	68233	47681	48909			
	6	216	60	14-22	...R17...	42256	56997	61763	58006	—	49449	—	—	—	—	70539	50044	51271			
	6	240	60	16-26	...R18...	46818	61560	66322	62566	—	54069	—	—	—	—	75098	54716	55945			
	1	78	39/26	5-7	...V1...	10646	—	—	—	—	—	—	14323	12765	15097	13774	—	—			
		84	42/28	5-7	...V2...	12224	—	—	—	—	—	—	—	—	15900	14344	16674	15352	—	—	
	90	48/36	5-7	...V3...	14762	22328	24009	23337	17430	—	—	—	—	18439	16881	19213	17890	30658	18420	18781	
	96	48/36	5-9	...V4...	15719	23286	24968	24296	18388	—	—	—	—	19846	17839	20170	19184	31616	19406	19766	
	2	108	48/36	7-9	...V5...	17579	25145	26827	26155	—	—	—	—	—	—	—	—	33473	21323	21683	
	120	52/40	7-11	...V6...	20944	28510	30191	29517	—	24270	—	—	—	—	—	—	—	36838	24741	25102	
	2	4	132	52/40	7-11	...V7...	22953	34613	36293	35621	—	27723	—	—	—	—	—	—	44537	28345	28883
		144	52/40	9-13	...V8...	24965	36624	38304	37631	—	29764	—	—	—	—	—	—	—	46550	30411	30951
	4	156	56/44	9-15	...V9...	28931	40589	45352	41595	—	34060	—	—	—	—	—	—	—	50514	34785	35705
	4	168	56/44	9-15	...V10...	31092	42750	47513	43757	—	36252	—	—	—	—	—	—	—	52674	37003	37922
	4	180	56/44	9-15	...V11...	33253	44910	49674	45918	—	38441	—	—	—	—	—	—	—	54836	39220	40138
	4	192	60/44	11-18	...V12...	37820	52561	57323	53566	—	44952	—	—	—	—	—	—	—	60160	45492	46721
	6	204	60/44	11-18	...V13...	40130	54871	59633	55879	—	47291	—	—	—	—	—	—	—	68410	47858	49087
	6	216	60/44	13-20	...V14...	42441	57182	61947	58191	—	49633	—	—	—	—	—	—	—	70723	50230	51454
	6	240	60/44	13-22	...V15...	47007	61747	66513	62756	—	54258	—	—	—	—	—	—	—	75290	54907	56135


! IMPORTANT:

Wood grain direction is along the width dimension (w) on 1-section tops and depth dimension (d) on 2-section tops. All top sizes are nominal; actual size may vary by +/-2%.

Tables will be in multiple sections depending on size; tops may further be in multiple pieces. See listings above.

- < See the Top Options on a previous page for a full range of special top and border treatments that may be applied.
- See the Terms & Options section at the front of the price list for POWER-DATA solutions.





Square Self Edge 2th
Marble Top (Carrara Marble)
USS2M...



Shape	sections		w	d	Seats	Top Code	Top Only	Coda -Vee	Coda -Wire	Coda -X	Cylinder Ø	Plinth Ø	Ryvite	Spyda -T	Spyda -X	Spyda -Y	Uffizi -Loop	Zi-A Ø	Zi-D Ø
	pcs	...																	
Track 	1	1	42	30	2-4	...T1...	4953	—	—	—	—	—	8629	—	9404	—	—	—	—
	1	1	60	30	4-6	...T2...	6702	—	—	—	—	—	10379	—	11153	—	—	—	—
	1	1	72	36	6-8	...T3...	9243	16808	18492	—	—	—	12920	11361	13693	12371	—	—	—
	1	1	78	39	6-8	...T4...	10712	18278	19961	19288	—	—	14389	12830	15162	13840	—	14314	14675
	1	1	84	42	6-8	...T5...	12294	19858	21541	20869	—	—	15971	14411	16744	15422	—	15923	16284
	1	1	90	48	6-8	...T6...	14834	22400	24082	23410	17502	17956	18512	16953	19286	17962	30729	18493	18853
	1	1	96	48	6-12	...T7...	15795	23362	25042	24371	18464	18934	19921	17915	20245	19259	31689	19482	19842
	2	1	108	52	8-12	...T8...	17660	25226	26907	26235	—	20826	—	—	—	—	33555	21403	21763
	3	1	120	54	8-14	...T9...	21028	28594	30273	29601	—	24354	—	—	—	—	36922	24824	25187
	2	4	132	54	8-14	...T10...	23038	34697	36378	35706	—	27808	—	—	—	—	44622	28427	28968
	4	4	144	54	10-16	...T11...	25054	36711	38394	37720	—	29852	—	—	—	—	46637	30498	31040
	4	4	156	60	10-18	...T12...	29023	40680	45446	41687	—	34152	—	—	—	—	50607	34877	35796
	4	4	168	60	10-18	...T13...	31186	42845	47609	43851	—	36347	—	—	—	—	52771	37097	38017
	4	4	180	60	12-20	...T14...	33351	45009	49773	46014	—	38539	—	—	—	—	54934	39317	40238
	4	4	192	60	12-20	...T15...	37921	52661	57424	53668	—	45052	—	—	—	—	60260	45595	46822
	6	4	204	60	12-20	...T16...	40235	54977	59740	55984	—	47397	—	—	—	—	68517	47965	49193
	6	4	216	60	14-22	...T17...	42550	57291	62054	58298	—	49741	—	—	—	—	70830	50337	51562
	6	4	240	60	16-26	...T18...	47120	61860	66623	62867	—	54369	—	—	—	—	75401	55019	56245
Boat 	1	1	42	30/24	2-4	...B1...	4930	—	—	—	—	—	8606	—	9379	—	—	—	—
	1	1	60	30/24	4-6	...B2...	6679	—	—	—	—	—	10354	—	11128	—	—	—	—
	1	1	72	36/28	6-8	...B3...	9218	—	—	—	—	—	12895	11336	13668	12345	—	—	—
	1	1	78	39/30	6-8	...B4...	10686	—	—	—	—	—	14362	12803	15135	13812	—	14287	14647
	1	1	84	42/30	6-8	...B5...	12266	—	—	—	—	—	15942	14384	16715	15394	—	15894	16255
	1	1	90	48/32	6-8	...B6...	14804	22370	24051	23380	17471	17926	18481	16922	19253	17932	30699	18463	18823
	1	1	96	48/32	6-10	...B7...	15764	23330	25011	24339	18430	18902	19889	17882	20213	19226	31658	19451	19810
	2	1	108	52/34	8-10	...B8...	17627	25193	26874	26203	—	20791	—	—	—	—	33522	21368	21731
	3	1	120	54/36	8-12	...B9...	20993	28558	30240	29568	—	24321	—	—	—	—	36888	24790	25152
	2	4	132	54/36	8-12	...B10...	23004	34663	36344	35671	—	27774	—	—	—	—	44588	28393	28934
	4	4	144	54/36	10-14	...B11...	25017	36675	38356	37683	—	29815	—	—	—	—	46601	30463	31002
	4	4	156	60/40	10-16	...B12...	28986	40644	45406	41650	—	34115	—	—	—	—	50568	34840	35760
	4	4	168	60/40	10-16	...B13...	31148	42804	47569	43814	—	36309	—	—	—	—	52730	37057	37980
	4	4	180	60/40	12-20	...B14...	33310	44967	49732	45976	—	38498	—	—	—	—	54893	39277	40196
	4	4	192	60/40	12-20	...B15...	37879	52620	57382	53627	—	45011	—	—	—	—	60218	45551	46780
	6	4	204	60/40	12-20	...B16...	40191	54933	59696	55941	—	47354	—	—	—	—	68472	47922	49148
	6	4	216	60/40	14-22	...B17...	42504	57246	62009	58254	—	49696	—	—	—	—	70788	50293	51518
	6	4	240	60/40	14-24	...B18...	47073	61815	66578	62824	—	54325	—	—	—	—	75355	54973	56200
Ellipse 	1	1	42	30/24	2-4	...E1...	4976	—	—	—	—	—	8654	—	9428	—	—	—	—
	1	1	60	30/24	4-6	...E2...	6727	—	—	—	—	—	10405	—	11178	—	—	—	—
	1	1	72	36/24	6	...E3...	9271	—	—	—	—	—	12947	—	13720	12399	—	—	—
	1	1	78	39/26	6-8	...E4...	10741	—	—	—	—	—	14417	12859	15191	13869	—	14344	14704
	1	1	84	42/28	6-8	...E5...	12324	—	—	—	—	—	16001	14442	16774	15452	—	15954	16314
	1	1	90	48/32	6-8	...E6...	14865	22430	24112	23440	17532	17986	18542	16983	19316	17992	30760	18523	18883
	1	1	96	48/32	6-10	...E7...	15829	23395	25078	24405	18496	18966	19953	17948	20280	19292	31724	19516	19876
	2	1	108	52/34	8-10	...E8...	17695	25259	26941	26269	—	20859	—	—	—	—	33588	21436	21797
	3	1	120	54/36	8-12	...E9...	21061	28627	30309	29637	—	24389	—	—	—	—	36956	24859	25222
	2	4	132	54/36	8-12	...E10...	23078	34735	36416	35743	—	27845	—	—	—	—	44661	28467	29006
	4	4	144	54/36	10-14	...E11...	25093	36751	38431	37759	—	29891	—	—	—	—	46674	30536	31077
	4	4	156	60/40	10-16	...E12...	29062	40719	45484	41728	—	34193	—	—	—	—	50644	34917	35834
	4	4	168	60/40	10-16	...E13...	31228	42885	47648	43893	—	36388	—	—	—	—	52810	37138	38058
	4	4	180	60/40	10-16	...E14...	33395	45052	49817	46061	—	38585	—	—	—	—	54979	39362	40281
	4	4	192	60/40	12-20	...E15...	37965	52707	57471	53716	—	45098	—	—	—	—	60306	45639	46867
	6	4	204	60/40	12-20	...E16...	40281	55022	59785	56029	—	47442	—	—	—	—	68562	48011	49238
	6	4	216	60/40	14-22	...E17...	42599	57339	62103	58346	—	49789	—	—	—	—	70879	50385	51611
	6	4	240	60/40	14-24	...E18...	47170	61910	66674	62919	—	54419	—	—	—	—	75452	55070	56296

! IMPORTANT:


Grain direction is along the width dimension (w) on 1-section tops and depth dimension (d) on 2-section tops.

All top sizes are nominal; actual size may vary by +/-2%.

Tables will be in multiple sections depending on size; tops may further be in multiple pieces. See listings above.

< See the Top Options on a previous page for a full range of special top and border treatments that may be applied.

See the Terms & Options section at the front of the price list for POWER-DATA solutions.





Square Self Edge 2th

Quartz Top: Cambria® standard colors*

USS2Q...



Shape	sections		w	d	Seats	Top Code	Top Only	Coda -Vee	Coda -Wire	Coda -X	Cylinder Ø	Plinth Ø	Ryvite	Spyda -T	Spyda -X	Spyda -Y	Uffizi -Loop	Zi-A Ø	Zi-D Ø	
	pcs																			
<p>Circle</p>	1	1	30	Diam	2-3	...C1...	3166	—	—	—	—	—	5004	—	5123	—	—	—	—	
	1	1	36	Diam	3-4	...C2...	4115	—	—	—	—	—	5954	—	6200	—	—	—	—	
	1	1	42	Diam	3-5	...C3...	5236	—	8319	—	6568	—	7075	—	7322	—	11681	—	—	
	1	1	48	Diam	4-6	...C4...	6513	—	9598	—	7899	—	8576	—	8739	—	12959	—	—	
	2	2	54	Diam	4-7	...C5...	7981	—	—	—	9773	—	10042	—	10410	—	14423	—	—	
	2	2	60	Diam	5-7	...C6...	9652	—	—	—	11444	—	12375	—	12082	—	16096	—	—	
	2	2	66	Diam	5-8	...C7...	11477	—	—	—	13575	—	—	—	—	—	—	—	—	
	2	2	72	Diam	6-9	...C8...	13531	—	—	—	16128	—	—	—	—	—	—	—	—	
<p>Square</p>	1	1	30	30	2-4	...S1...	3022	—	—	—	—	—	4861	—	4979	—	—	—	—	
	1	1	36	36	4	...S2...	3970	—	—	—	—	—	5809	—	6055	—	—	—	—	
	1	1	42	42	4	...S3...	5084	—	8168	—	—	6626	6923	—	7170	—	11529	—	—	
	1	1	48	48	4-8	...S4...	6375	—	9459	—	—	7983	8438	—	8599	—	12822	—	—	
	1	1	54	54	4-8	...S5...	7829	—	—	—	—	9536	—	—	10260	—	14274	—	—	
	1	1	60	60	4-8	...S6...	9447	—	—	—	—	11256	—	—	11880	—	15892	—	—	
<p>Rectangle</p>	1	1	42	30	4	...R1...	3809	—	—	—	—	—	7486	—	8260	—	—	—	—	
	1	1	60	30	4-6	...R2...	5126	—	—	—	—	—	8803	—	9575	—	—	—	—	
	1	1	72	36	4-6	...R3...	7033	14601	16281	15610	—	—	10711	9151	11482	10162	—	—	—	
	1	1	78	39	6-8	...R4...	8140	15706	17387	16715	—	—	11815	10259	12591	11267	—	11741	12102	
	1	1	84	42	6-8	...R5...	9330	16895	18578	17905	—	—	13006	11448	13779	12457	—	12959	13319	
	1	1	90	48	6-8	...R6...	11237	18803	20485	19813	13905	14359	14913	13356	15686	14365	27132	14895	15256	
	1	1	96	48	6-12	...R7...	11963	19528	21211	20539	14630	15099	16087	14081	16412	15426	27856	15649	16008	
	2	2	108	48	8-12	...R8...	13364	20929	22610	21939	—	16528	—	—	—	—	29259	17104	17467	
	3	3	120	52	8-14	...R9...	15891	23458	25139	24466	—	19219	—	—	—	—	31786	19689	20051	
	2	4	132	52	8-14	...R10...	17404	29062	30744	30070	—	22173	—	—	—	—	38987	22792	23334	
	4	4	144	52	10-16	...R11...	18918	30576	32258	31586	—	23718	—	—	—	—	40501	24364	24903	
	4	4	156	56	10-18	...R12...	21896	33553	38316	34561	—	27027	—	—	—	—	43478	27750	28668	
	4	4	168	56	10-18	...R13...	23522	35180	39944	36189	—	28682	—	—	—	—	45105	29432	30354	
	4	4	180	56	12-20	...R14...	25146	36806	41569	37812	—	30334	—	—	—	—	46730	31113	32033	
	4	4	192	60	12-20	...R15...	28575	43315	48078	44324	—	35707	—	—	—	—	50914	36250	37475	
	6	6	204	60	12-20	...R16...	30314	45054	49818	46062	—	37473	—	—	—	—	58595	38043	39271	
	6	6	216	60	14-22	...R17...	32052	46793	51557	47799	—	39245	—	—	—	—	60333	39838	41066	
	6	6	240	60	16-26	...R18...	35478	50219	54985	51228	—	42730	—	—	—	—	63761	43378	44607	
<p>Video</p>	1	1	78	39/26	5-7	...V1...	8253	—	—	—	—	—	11929	10372	12703	11380	—	—	—	
	1	1	84	42/28	5-7	...V2...	9447	—	—	—	—	—	—	13125	11565	13897	12575	—	—	—
	1	1	90	48/36	5-7	...V3...	11360	18925	20608	19936	14029	—	—	15038	13478	15811	14489	27257	15017	15379
	1	1	96	48/36	5-9	...V4...	12093	19657	21338	20667	14760	—	—	16217	14210	16542	15555	27988	15777	16138
	2	2	108	48/36	7-9	...V5...	13498	21065	22747	22073	—	—	—	—	—	—	—	29394	17241	17603
	3	3	120	52/40	7-11	...V6...	16030	23597	25278	24606	—	19359	—	—	—	—	—	31925	19827	20189
	2	4	132	52/40	7-11	...V7...	17550	29208	30890	30216	—	22318	—	—	—	—	—	39135	22941	23480
	4	4	144	52/40	9-13	...V8...	19071	30727	32409	31736	—	23869	—	—	—	—	—	40652	24515	25055
	4	4	156	56/44	9-15	...V9...	22053	33711	38475	34719	—	27182	—	—	—	—	—	43637	27907	28825
	4	4	168	56/44	9-15	...V10...	23685	35342	40105	36349	—	28844	—	—	—	—	—	45268	29595	30515
	4	4	180	56/44	9-15	...V11...	25314	36975	41736	37982	—	30503	—	—	—	—	—	46898	31283	32202
	4	4	192	60/44	11-18	...V12...	28748	43489	48252	44497	—	35881	—	—	—	—	—	51088	36422	37650
	6	6	204	60/44	11-18	...V13...	30495	45234	49998	46242	—	37654	—	—	—	—	—	58775	38223	39451
	6	6	216	60/44	13-20	...V14...	32236	46976	51742	47986	—	39428	—	—	—	—	—	60519	40023	41250
	6	6	240	60/44	13-22	...V15...	35671	50411	55174	51418	—	42920	—	—	—	—	—	63952	43570	44796

! IMPORTANT:


Wood grain direction is along the width dimension (w) on 1-section tops and depth dimension (d) on 2-section tops.


All top sizes are nominal; actual size may vary by +/-2%.

Tables will be in multiple sections depending on size; tops may further be in multiple pieces. See listings above.

< See the Top Options on a previous page for a full range of special top and border treatments that may be applied.

See the Terms & Options section at the front of the price list for POWER-DATA solutions.





Square Self Edge 2th

Quartz Top: Cambria® standard colors*

USS2Q...



		sections			Top		...D	...E	...G	...K	...N	...P	...R	...S	...T	...U	...V	...Y	...Z
Shape	pcs	w	d	Seats	Code	Only	Coda -Vee	Coda -Wire	Coda -X	Cylinder Ø	Plinth Ø	Ryvit	Spyda -T	Spyda -X	Spyda -Y	Uffizi -Loop	Zi-A Ø	Zi-D Ø	
	1	1	42	30	2-4	...T1...	3959	—	—	—	—	—	7637	—	8411	—	—	—	—
	1	1	60	30	4-6	...T2...	5287	—	—	—	—	—	8963	—	9737	—	—	—	—
	1	1	72	36	6-8	...T3...	7201	14767	16450	—	—	—	10877	9320	11651	10329	—	—	—
	1	1	78	39	6-8	...T4...	8317	15884	17563	16891	—	—	11994	10435	12768	11444	—	11919	12279
	1	1	84	42	6-8	...T5...	9515	17081	18763	18091	—	—	13193	11634	13966	12644	—	13145	13506
	1	1	90	48	6-8	...T6...	11434	18998	20679	20008	14101	14554	15109	13551	15884	14560	27329	15092	15452
	1	1	96	48	6-12	...T7...	12166	19734	21415	20742	14834	15305	16291	14285	16617	15628	28062	15854	16214
	2	1	108	52	8-12	...T8...	13578	21144	22823	22154	—	16743	—	—	—	—	29473	17319	17679
	3	1	120	54	8-14	...T9...	16112	23680	25361	24690	—	19439	—	—	—	—	32009	19911	20273
	2	4	132	54	8-14	...T10...	17635	29293	30974	30301	—	22403	—	—	—	—	39220	23025	23565
	4	4	144	54	10-16	...T11...	19159	30816	32497	31824	—	23957	—	—	—	—	40740	24602	25143
	4	4	156	60	10-18	...T12...	22144	33801	38565	34810	—	27274	—	—	—	—	43727	27997	28915
	4	4	168	60	10-18	...T13...	23779	35437	40201	36445	—	28939	—	—	—	—	45364	29690	30610
	4	4	180	60	12-20	...T14...	25416	37074	41836	38080	—	30604	—	—	—	—	46999	31382	32303
	4	4	192	60	12-20	...T15...	28850	43590	48356	44599	—	35982	—	—	—	—	51190	36524	37751
	6	6	204	60	12-20	...T16...	30599	45339	50101	46345	—	37759	—	—	—	—	58879	38327	39555
	6	6	216	60	14-22	...T17...	32346	47087	51850	48094	—	39536	—	—	—	—	60627	40132	41360
	6	6	240	60	16-26	...T18...	35780	50522	55287	51531	—	43033	—	—	—	—	64065	43680	44909
	1	1	42	30/24	2-4	...B1...	3938	—	—	—	—	—	7614	—	8388	—	—	—	—
	1	1	60	30/24	4-6	...B2...	5263	—	—	—	—	—	8939	—	9713	—	—	—	—
	1	1	72	36/28	6-8	...B3...	7176	—	—	—	—	—	10853	9294	11626	10302	—	—	—
	1	1	78	39/30	6-8	...B4...	8290	—	—	—	—	—	11966	10408	12740	11418	—	11892	12251
	1	1	84	42/30	6-8	...B5...	9487	—	—	—	—	—	13164	11606	13938	12616	—	13116	13477
	1	1	90	48/32	6-8	...B6...	11403	18968	20649	19978	14071	14524	15079	13521	15854	14530	27297	15062	15422
	1	1	96	48/32	6-10	...B7...	12136	19704	21385	20713	14804	15274	16260	14255	16586	15599	28032	15822	16183
	2	1	108	52/34	8-10	...B8...	13545	21111	22792	22120	—	16711	—	—	—	—	29440	17288	17648
	3	1	120	54/36	8-12	...B9...	16079	23644	25327	24654	—	19406	—	—	—	—	31973	19877	20238
	2	4	132	54/36	8-12	...B10...	17601	29259	30939	30267	—	22369	—	—	—	—	39184	22991	23529
	4	4	144	54/36	10-14	...B11...	19122	30779	32462	31787	—	23919	—	—	—	—	40705	24566	25108
	4	4	156	60/40	10-16	...B12...	22105	33764	38528	34772	—	27235	—	—	—	—	43690	27961	28879
	4	4	168	60/40	10-16	...B13...	23740	35399	40161	36406	—	28901	—	—	—	—	45323	29652	30572
	4	4	180	60/40	12-20	...B14...	25373	37033	41796	38041	—	30562	—	—	—	—	46958	31342	32261
	4	4	192	60/40	12-20	...B15...	28807	43548	48312	44556	—	35940	—	—	—	—	51149	36481	37709
	6	6	204	60/40	12-20	...B16...	30555	45294	50060	46302	—	37714	—	—	—	—	58835	38284	39512
	6	6	216	60/40	14-22	...B17...	32301	47041	51804	48049	—	39492	—	—	—	—	60583	40088	41312
	6	6	240	60/40	14-24	...B18...	35736	50477	55239	51483	—	42985	—	—	—	—	64016	43635	44861
	1	1	42	30/24	2-4	...E1...	3984	—	—	—	—	—	7662	—	8436	—	—	—	—
	1	1	60	30/24	4-6	...E2...	5313	—	—	—	—	—	8988	—	9763	—	—	—	—
	1	1	72	36/24	6	...E3...	7228	—	—	—	—	—	10905	—	11679	10355	—	—	—
	1	1	78	39/26	6-8	...E4...	8346	—	—	—	—	—	12023	10464	12796	11473	—	11948	12308
	1	1	84	42/28	6-8	...E5...	9545	—	—	—	—	—	13224	11664	13997	12674	—	13175	13536
	1	1	90	48/32	6-8	...E6...	11466	19031	20713	20039	14132	14586	15141	13583	15915	14592	27360	15123	15484
	1	1	96	48/32	6-10	...E7...	12199	19766	21447	20775	14868	15337	16324	14319	16651	15664	28094	15886	16248
	2	1	108	52/34	8-10	...E8...	13612	21180	22859	22187	—	16776	—	—	—	—	29508	17353	17715
	3	1	120	54/36	8-12	...E9...	16148	23716	25395	24724	—	19477	—	—	—	—	32044	19947	20309
	2	4	132	54/36	8-12	...E10...	17673	29332	31014	30339	—	22444	—	—	—	—	39257	23062	23603
	4	4	144	54/36	10-14	...E11...	19196	30857	32536	31863	—	23996	—	—	—	—	40781	24642	25182
	4	4	156	60/40	10-16	...E12...	22185	33842	38605	34852	—	27316	—	—	—	—	43766	28038	28958
	4	4	168	60/40	10-16	...E13...	23820	35477	40243	36487	—	28981	—	—	—	—	45403	29729	30651
	4	4	180	60/40	10-16	...E14...	25456	37115	41880	38125	—	30646	—	—	—	—	47041	31423	32344
	4	4	192	60/40	12-20	...E15...	28894	43635	48398	44643	—	36025	—	—	—	—	51235	36567	37795
	6	6	204	60/40	12-20	...E16...	30643	45384	50148	46393	—	37805	—	—	—	—	58925	38373	39601
	6	6	216	60/40	14-22	...E17...	32392	47132	51899	48142	—	39584	—	—	—	—	60674	40180	41406
	6	6	240	60/40	14-24	...E18...	35831	50571	55335	51579	—	43080	—	—	—	—	64111	43730	44958

! IMPORTANT:


Grain direction is along the width dimension (w) on 1-section tops and depth dimension (d) on 2-section tops.


All top sizes are nominal; actual size may vary by +/-2%.

Tables will be in multiple sections depending on size; tops may further be in multiple pieces. See listings above.

< See the Top Options on a previous page for a full range of special top and border treatments that may be applied.

See the Terms & Options section at the front of the price list for POWER-DATA solutions.





Square Self Edge 2th

Wood1 Top (all colors)

USS2W...

Shape	sections		w	d	Seats	Top Code	Top Only	Coda -Vee	Coda -Wire	Coda -X	Cylinder Ø	Plinth Ø	Ryvitz	Spyda -T	Spyda -X	Spyda -Y	Uffizi -Loop	Zi-A Ø	Zi-D Ø
	pcs																		
	1	1	30	Diam	2-3	...C1...	1634	—	—	—	—	—	3470	—	3591	—	—	—	—
	1	1	36	Diam	3-4	...C2...	1908	—	—	—	—	—	3747	—	3995	—	—	—	—
	1	1	42	Diam	3-5	...C3...	2232	—	5315	—	3566	—	4071	—	4317	—	8677	—	—
	1	1	48	Diam	4-6	...C4...	2591	—	5673	—	3975	—	4654	—	4815	—	9036	—	—
	1	1	54	Diam	4-7	...C5...	3014	—	—	—	4806	—	5076	—	5445	—	9459	—	—
	1	1	60	Diam	5-7	...C6...	3521	—	—	—	5315	—	6246	—	5954	—	9966	—	—
	2	2	66	Diam	5-8	...C7...	4061	—	—	—	6157	—	—	—	—	—	—	—	—
	2	2	72	Diam	6-9	...C8...	4703	—	—	—	7299	—	—	—	—	—	—	—	—
	1	1	30	30	2-4	...S1...	1489	—	—	—	—	—	3327	—	3448	—	—	—	—
	1	1	36	36	4	...S2...	1762	—	—	—	—	—	3601	—	3849	—	—	—	—
	1	1	42	42	4	...S3...	2081	—	5163	—	—	3624	3921	—	4168	—	8527	—	—
	1	1	48	48	4-8	...S4...	2452	—	5536	—	—	4060	4516	—	4677	—	8898	—	—
	1	1	54	54	4-8	...S5...	2863	—	—	—	—	4573	—	—	5295	—	9308	—	—
	1	1	60	60	4-8	...S6...	3317	—	—	—	—	5126	—	—	5748	—	9763	—	—
	1	1	42	30	4	...R1...	1664	—	—	—	—	—	5340	—	6114	—	—	—	—
	1	1	60	30	4-6	...R2...	2062	—	—	—	—	—	5738	—	6511	—	—	—	—
	1	1	72	36	4-6	...R3...	2620	10186	11867	11195	—	—	6295	4739	7070	5747	—	—	—
	1	1	78	39	6-8	...R4...	2961	10525	12208	11535	—	—	6637	5078	7411	6088	—	6562	6922
	1	1	84	42	6-8	...R5...	3322	10889	12569	11897	—	—	6998	5441	7772	6450	—	6952	7312
	1	1	90	48	6-8	...R6...	3881	11448	13130	12457	6549	7003	7558	6000	8332	7009	19776	7540	7901
	1	1	96	48	6-12	...R7...	4116	11682	13364	12690	6783	7254	8241	6234	8566	7579	20011	7802	8162
	1	1	108	48	8-12	...R8...	4537	12103	13784	13113	7204	7703	8662	6655	8987	8000	20431	8280	8642
	1	1	120	52	8-14	...R9...	5266	12831	14515	13841	8037	8594	9391	8613	9717	8729	21161	9065	9425
	2	2	132	52	8-14	...R10...	5717	17375	19057	18384	9870	10486	9842	9061	10167	10295	27301	11106	11645
	2	2	144	52	10-16	...R11...	6168	17825	19509	18833	10320	10965	12356	9514	12843	10748	27752	11613	12154
	2	2	156	56	10-18	...R12...	7021	18677	23443	19685	12401	12151	13206	10367	13696	12709	28603	12874	13794
	2	2	168	56	10-18	...R13...	7500	19160	23922	20167	12883	12660	13689	10846	14175	13191	29085	13412	14332
	2	2	180	56	12-20	...R14...	7984	19642	24406	20649	13367	13173	14172	11329	14659	13672	29568	13950	14870
	2	2	192	60	12-20	...R15...	8958	23698	28462	24706	16134	16091	15146	13643	15634	16873	31299	16632	17860
	2	2	204	60	12-20	...R16...	9472	24212	28976	25220	16646	16632	17724	14157	18370	17385	37752	17201	18428
	2	2	216	60	14-22	...R17...	9985	24726	29488	25732	17158	17176	18235	14669	18883	17898	38266	17772	18997
	2	2	240	60	16-26	...R18...	10959	25700	30464	26707	18133	18209	19209	15644	19857	18875	39240	18858	20086
	1	1	78	39/26	5-7	...V1...	3073	—	—	—	—	—	6749	5191	7523	6200	—	—	—
	1	1	84	42/28	5-7	...V2...	3439	—	—	—	—	—	7117	5560	7891	6567	—	—	—
	1	1	90	48/36	5-7	...V3...	4004	11569	13253	12580	6670	—	7682	6122	8454	7132	19899	7662	8023
	1	1	96	48/36	5-9	...V4...	4244	11811	13493	12822	6912	—	8370	6363	8696	7709	20140	7930	8291
	1	1	108	48/36	7-9	...V5...	4671	12238	13919	13248	7340	—	8796	6790	9120	8135	20568	8414	8775
	1	1	120	52/40	7-11	...V6...	5406	12973	14652	13980	8175	8733	9531	8752	9857	8870	21301	9203	9564
	2	2	132	52/40	7-11	...V7...	5863	17520	19201	18529	10015	10631	9988	9206	10314	10440	27446	11251	11793
	2	2	144	52/40	9-13	...V8...	6319	17978	19659	18986	10471	11118	12508	9664	12994	10898	27903	11765	12304
	2	2	156	56/44	9-15	...V9...	7176	18833	23598	19842	12557	12306	13364	10522	13852	12865	28759	13031	13949
	2	2	168	56/44	9-15	...V10...	7663	19320	24085	20329	13044	12824	13852	11009	14337	13350	29246	13575	14494
	2	2	180	56/44	9-15	...V11...	8152	19810	24575	20817	13533	13341	14341	11498	14826	13840	29737	14119	15039
	2	2	192	60/44	11-18	...V12...	9133	23874	28637	24880	16308	16263	15321	13817	15807	17046	31474	16805	18034
	2	2	204	60/44	11-18	...V13...	9651	24391	29153	25398	16825	16810	17900	14335	18550	17563	37931	17380	18608
	2	2	216	60/44	13-20	...V14...	10168	24909	29672	25916	17344	17359	18420	14853	19069	18084	38450	17956	19183
	2	2	240	60/44	13-22	...V15...	11149	25889	30655	26899	18324	18399	19401	15834	20049	19063	39430	19049	20276

! IMPORTANT:


Wood grain direction is along the width dimension (w) on 1-section tops and depth dimension (d) on 2-section tops.

All top sizes are nominal; actual size may vary by +/-2%.

Tables will be in multiple sections depending on size; tops may further be in multiple pieces. See listings above.

< See the Top Options on a previous page for a full range of special top and border treatments that may be applied.

See the Terms & Options section at the front of the price list for POWER-DATA solutions.





Square Self Edge 2th

Wood1 Top (all colors)

USS2W...

Shape	sections		w	d	Seats	Top Code	Top Only	Coda -Vee	Coda -Wire	Coda -X	Cylinder Ø	Plinth Ø	Ryvlt	Spyda -T	Spyda -X	Spyda -Y	Uffizi -Loop	Zi-A Ø	Zi-D Ø			
	pcs																					
	1	1	42	30	2-4	...T1...	1815	—	—	—	—	—	5491	—	6264	—	—	—	—	—		
		1	60	30	4-6	...T2...	2220	—	—	—	—	—	5899	—	6669	—	—	—	—	—	—	
		1	72	36	6-8	...T3...	2790	10354	12038	—	—	—	6467	4907	7239	5918	—	—	—	—	—	
		1	78	39	6-8	...T4...	3137	10704	12384	11712	—	—	6813	5255	7587	6264	—	—	6740	7099	—	
		1	84	42	6-8	...T5...	3509	11074	12756	12082	—	—	7184	5627	7958	6635	—	—	7139	7498	—	
		1	90	48	6-8	...T6...	4077	11643	13322	12653	6746	7199	7753	6196	8528	7204	19972	7735	8097	—	—	
		1	96	48	6-12	...T7...	4320	11886	13568	12896	6989	7457	8446	6439	8771	7784	20214	8008	8366	—	—	
		1	108	52	8-12	...T8...	4750	12316	13999	13325	7418	7916	8874	6868	9200	8213	20644	8493	8855	—	—	
		1	120	54	8-14	...T9...	5487	13054	14735	14063	8256	8814	9613	8833	9937	8952	21383	9285	9647	—	—	
		2	2	132	54	8-14	...T10...	5948	17605	19287	18614	10100	10716	10072	9293	10398	10525	27531	11336	11876	—	—
				144	54	10-16	...T11...	6407	18065	19746	19074	10560	11206	12595	9751	13083	10985	27991	11852	12390	—	—
				156	60	10-18	...T12...	7268	18925	23691	19935	12650	12399	13457	10615	14944	12957	28851	13123	14042	—	—
				168	60	10-18	...T13...	7759	19419	24182	20426	13141	12920	13948	11106	14435	13448	29344	13671	14591	—	—
				180	60	12-20	...T14...	8251	19909	24672	20916	13631	13440	14438	11595	14925	13940	29834	14217	15136	—	—
				192	60	12-20	...T15...	9233	23974	28739	24982	16408	16366	15422	13919	15910	17149	31573	16909	18135	—	—
				204	60	12-20	...T16...	9755	24496	29260	25504	16929	16916	18006	14440	18656	17671	38038	17486	18713	—	—
				216	60	14-22	...T17...	10278	25018	29782	26027	17454	17468	18529	14962	19178	18192	38560	18065	19291	—	—
				240	60	16-26	...T18...	11262	26001	30767	27009	18436	18512	19512	15947	20159	19177	39544	19161	20388	—	—
	1	1	42	30/24	2-4	...B1...	1791	—	—	—	—	—	5470	—	6241	—	—	—	—	—		
		1	60	30/24	4-6	...B2...	2196	—	—	—	—	—	5873	—	6647	—	—	—	—	—	—	
		1	72	36/28	6-8	...B3...	2764	—	—	—	—	—	6440	4882	7213	5892	—	—	—	—	—	
		1	78	39/30	6-8	...B4...	3110	—	—	—	—	—	6785	5228	7559	6237	—	—	6712	7072	—	
		1	84	42/30	6-8	...B5...	3481	—	—	—	—	—	7158	5599	7930	6608	—	—	7111	7470	—	
		1	90	48/32	6-8	...B6...	4046	11613	13293	12623	6716	7169	7723	6166	8498	7173	19941	7705	8067	—	—	
		1	96	48/32	6-10	...B7...	4290	11856	13537	12866	6957	7427	8416	6408	8740	7753	20184	7978	8336	—	—	
		1	108	52/34	8-10	...B8...	4718	12283	13963	13291	7384	7881	8842	6835	9168	8181	20612	8460	8819	—	—	
		1	120	54/36	8-12	...B9...	5453	13019	14702	14030	8224	8782	9579	8800	9905	8918	21350	9253	9615	—	—	
		2	2	132	54/36	8-12	...B10...	5911	17571	19251	18579	10065	10681	10038	9258	10363	10492	27497	11300	11841	—	—
				144	54/36	10-14	...B11...	6372	18030	19710	19035	10523	11170	12559	9717	13046	10950	27954	11814	12356	—	—
				156	60/40	10-16	...B12...	7230	18888	23654	19896	12612	12359	13418	10575	13905	12919	28814	13085	14004	—	—
				168	60/40	10-16	...B13...	7719	19377	24141	20386	13101	12880	13908	11065	14393	13406	29302	13630	14550	—	—
				180	60/40	12-20	...B14...	8209	19867	24631	20874	13591	13399	14399	11555	14883	13897	29793	14175	15097	—	—
				192	60/40	12-20	...B15...	9192	23933	28696	24940	16366	16323	15379	13877	15866	17104	31532	16865	18093	—	—
				204	60/40	12-20	...B16...	9713	24452	29216	25459	16886	16873	17962	14399	18611	17627	37993	17441	18670	—	—
				216	60/40	14-22	...B17...	10233	24972	29738	25980	17406	17425	18482	14918	19132	18148	38514	18018	19246	—	—
				240	60/40	14-24	...B18...	11217	25958	30720	26965	18391	18466	19465	15900	20116	19131	39497	19116	20342	—	—
	1	1	42	30/24	2-4	...E1...	1839	—	—	—	—	—	5515	—	6289	—	—	—	—	—		
		1	60	30/24	4-6	...E2...	2246	—	—	—	—	—	—	5924	—	6695	—	—	—	—	—	
		1	72	36/24	6	...E3...	2817	—	—	—	—	—	—	6494	—	7267	5944	—	—	—	—	
		1	78	39/26	6-8	...E4...	3166	—	—	—	—	—	—	6842	5285	7615	6293	—	6768	7128	—	
		1	84	42/28	6-8	...E5...	3539	—	—	—	—	—	—	7214	5657	7988	6665	—	7169	7528	—	
		1	90	48/32	6-8	...E6...	4110	11675	13356	12684	6777	7230	7785	6227	8559	7237	20004	7766	8128	—	—	
		1	96	48/32	6-10	...E7...	4354	11921	13600	12929	7022	7492	8479	6474	8804	7817	20250	8041	8400	—	—	
		1	108	52/34	8-10	...E8...	4783	12350	14032	13358	7451	7951	8909	6900	9233	8247	20678	8527	8888	—	—	
		1	120	54/36	8-12	...E9...	5524	13090	14771	14100	8293	8849	9650	8870	9974	8987	21418	9321	9684	—	—	
		2	2	132	54/36	8-12	...E10...	5986	17643	19324	18650	10137	10753	10110	9331	10435	10565	27567	11374	11914	—	—
				144	54/36	10-14	...E11...	6447	18105	19785	19112	10598	11246	12632	9793	13121	11026	28028	11892	12431	—	—
				156	60/40	10-16	...E12...	7310	18967	23730	19976	12689	12439	13497	10655	13984	12996	28893	13164	14083	—	—
				168	60/40	10-16	...E13...	7801	19459	24221	20467	13182	12961	13988	11147	14475	13489	29383	13713	14632	—	—
				180	60/40	10-16	...E14...	8293	19951	24714	20959	13673	13482	14478	11639	14967	13980	29876	14259	15180	—	—
				192	60/40	12-20	...E15...	9279	24020	28784	25028	16454	16411	15467	13963	15954	17194	31620	16953	18180	—	—
				204	60/40	12-20	...E16...	9802	24541	29307	25550	16975	16961	18051	14488	18701	17715	38082	17531	18759	—	—
				216	60/40	14-22	...E17...	10324	25066	29830	26075	17498	17516	18575	15010	19223	18240	38605	18112	19337	—	—
				240	60/40	14-24	...E18...	11310	26052	30815	27059	18484	18560	19561	15996	20209	19223	39591	19209	20436	—	—

! IMPORTANT:


Grain direction is along the width dimension (w) on 1-section tops and depth dimension (d) on 2-section tops.

All top sizes are nominal; actual size may vary by +/-2%.

Tables will be in multiple sections depending on size; tops may further be in multiple pieces. See listings above.

< See the Top Options on a previous page for a full range of special top and border treatments that may be applied.

See the Terms & Options section at the front of the price list for POWER-DATA solutions.





Solid Wood Edge 1.5th

Acid-Etched Glass Top

USW1A...



Shape	sections		w	d	Seats	Top Code	Top Only	Coda -Vee	Coda -Wire	Coda -X	Cylinder Ø	Plinth Ø	Ryvite	Spyda -T	Spyda -X	Spyda -Y	Uffizi -Loop	Zi-A Ø	Zi-D Ø		
	pcs																				
<p>Circle</p>	1	1	30	Diam	2-3	...C1...	3881	—	—	—	—	—	—	—	5719	—	5839	—	—	—	
	1	1	36	Diam	3-4	...C2...	5066	—	—	—	—	—	—	—	6906	—	7152	—	—	—	
	1	1	42	Diam	3-5	...C3...	6420	—	9502	—	7752	—	—	—	8259	—	8504	—	12865	—	
	1	1	48	Diam	4-6	...C4...	7927	—	11009	—	9312	—	—	—	9990	—	10150	—	14373	—	
	1	1	54	Diam	4-7	...C5...	9617	—	—	—	11410	—	—	—	11679	—	12049	—	16062	—	
	1	1	60	Diam	5-7	...C6...	11510	—	—	—	13306	—	—	—	14235	—	13944	—	17956	—	
	2	2	66	Diam	5-8	...C7...	13557	—	—	—	15652	—	—	—	—	—	—	—	—	—	
	2	2	72	Diam	6-9	...C8...	15827	—	—	—	18422	—	—	—	—	—	—	—	—	—	
<p>Square</p>	1	1	30	30	2-4	...S1...	3292	—	—	—	—	—	—	5131	—	5247	—	—	—		
	1	1	36	36	4	...S2...	4285	—	—	—	—	—	—	—	6122	—	6368	—	—	—	
	1	1	42	42	4	...S3...	5441	—	8525	—	—	—	—	6982	7280	—	7526	—	11885	—	
	1	1	48	48	4-8	...S4...	6770	—	9852	—	—	—	—	8376	8831	—	8993	—	13213	—	
	1	1	54	54	4-8	...S5...	8255	—	—	—	—	—	—	9963	—	—	10687	—	14701	—	
	1	1	60	60	4-8	...S6...	9907	—	—	—	—	—	—	11715	—	—	12340	—	16352	—	
<p>Rectangle</p>	1	1	42	30	4	...R1...	4061	—	—	—	—	—	—	7564	—	8299	—	—	—		
	1	1	60	30	4-6	...R2...	5342	—	—	—	—	—	—	—	8843	—	9579	—	—	—	
	1	1	72	36	4-6	...R3...	7070	14276	15878	15238	—	—	—	—	10573	9088	11309	10050	—	—	
	1	1	78	39	6-8	...R4...	8065	15269	16871	16230	—	—	—	—	11565	10081	12302	11042	—	11494	11837
	1	1	84	42	6-8	...R5...	9126	16332	17932	17292	—	—	—	—	12628	11143	13364	12105	—	12583	12926
	1	1	90	48	6-8	...R6...	10791	17998	19598	18960	13333	13764	14294	12810	15031	13772	25931	14275	14620		
	1	1	96	48	6-12	...R7...	11458	18665	20266	19626	14000	14446	15389	13477	15698	14759	26598	14968	15312		
	1	1	108	48	8-12	...R8...	12743	19949	21551	20910	15283	15758	16671	14761	16982	16042	27881	16308	16653		
	2	2	120	52	8-14	...R9...	15093	22299	23899	23259	17730	18262	19021	18278	19331	18391	30230	18710	19053		
	2	2	132	52	8-14	...R10...	16469	27573	29174	28533	20425	21011	20399	19656	20708	20831	37026	21601	22117		
	2	2	144	52	10-16	...R11...	17846	28950	30550	29910	21800	22417	23740	21032	24204	22206	38401	23032	23547		
	2	2	156	56	10-18	...R12...	20324	31428	35965	32389	25450	25211	26218	23512	26683	25743	40880	25902	26775		
	2	2	168	56	10-18	...R13...	21793	32896	37435	33856	26919	26708	27688	24981	28152	27210	42350	27422	28299		
	2	2	180	56	12-20	...R14...	23263	34367	38903	35327	28389	28207	29157	26451	29622	28681	43819	28945	29823		
	2	2	192	60	12-20	...R15...	26459	40497	45034	41456	33292	33251	32352	30920	32815	33995	47735	33768	34936		
	2	2	204	60	12-20	...R16...	28021	42059	46597	43020	34854	34841	35879	32482	36497	35559	54956	35384	36552		
2	2	216	60	14-22	...R17...	29583	43621	48159	44582	36416	36432	37441	34045	38058	37121	56518	37000	38167			
4	4	240	60	16-26	...R18...	32660	46697	51235	47657	39492	39563	40517	37121	41134	40196	59594	40182	41351			
<p>Video</p>	1	1	78	39/26	5-7	...V1...	9690	—	—	—	—	—	—	13369	11809	14142	12819	—	—		
	1	1	84	42/28	5-7	...V2...	10957	—	—	—	—	—	—	—	14635	13076	15408	14085	—	—	
	1	1	90	48/36	5-7	...V3...	12945	20511	22191	21520	15613	—	—	—	16623	15064	17397	16073	28841	16602	16965
	1	1	96	48/36	5-9	...V4...	13742	21307	22989	22315	16408	—	—	—	17865	15859	18191	17204	29636	17428	17787
	1	1	108	48/36	7-9	...V5...	15265	22832	24512	23842	17933	—	—	—	19391	17383	19716	18730	31161	19007	19370
	2	2	120	52/40	7-11	...V6...	18079	25646	27329	26657	20850	21408	22205	21426	22531	21544	33976	21878	22241		
	2	2	132	52/40	7-11	...V7...	19716	31375	33055	32382	23869	24484	23842	23062	24166	24296	41302	25106	25644		
	2	2	144	52/40	9-13	...V8...	21353	33011	34691	34017	25504	26150	27538	24698	28026	25932	42937	26797	27336		
	2	2	156	56/44	9-15	...V9...	24281	35940	40704	36948	29662	29411	30470	27628	30957	29970	45865	30138	31054		
	2	2	168	56/44	9-15	...V10...	26028	37685	42450	38695	31409	31189	32216	29374	32704	31716	47611	31937	32860		
	2	2	180	56/44	9-15	...V11...	27776	39432	44195	40439	33156	32964	33961	31120	34448	33463	49358	33741	34661		
	2	2	192	60/44	11-18	...V12...	31619	46358	51122	47366	38792	38749	37806	36305	38294	39532	53959	39290	40519		
	2	2	204	60/44	11-18	...V13...	33473	48215	52979	49222	40649	41726	38159	42374	41390	61758	41205	42431			
	2	2	216	60/44	13-20	...V14...	35332	50074	54838	51082	42509	42523	43584	40017	44233	43246	63613	43120	44346		
	4	4	240	60/44	13-22	...V15...	38981	53722	58485	54729	46155	46231	47233	43667	47881	46896	67262	46880	48108		

Edge Shapes:



! IMPORTANT:


Wood grain direction is along the width dimension (w) on 1-section tops and depth dimension (d) on 2-section tops.

All top sizes are nominal; actual size may vary by +/-2%.

Tables will be in multiple sections depending on size; tops may further be in multiple pieces. See listings above.

< See the Top Options on a previous page for a full range of special top and border treatments that may be applied.

See the Terms & Options section at the front of the price list for POWER-DATA solutions.



Specify: Product No. & Qty
Edge Shape
Tagging
Metal Finish
Wood Finish

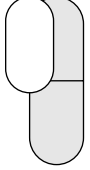
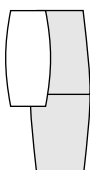
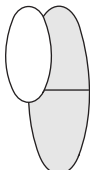
Ø Denotes wire path provided.
‡ Requires field sub-assembly.

Prices listed in Wood1 Finishes.



Solid Wood Edge 1.5th
Acid-Etched Glass Top
USW1A...



Shape	sections		w	d	Seats	Top Code	Top Only	Coda -Vee	Coda -Wire	Coda -X	Cylinder Ø	Plinth Ø	Ryvlt	Spyda -T	Spyda -X	Spyda -Y	Uffizi -Loop	Zi-A Ø	Zi-D Ø		
	pcs																				
Track 	1	1	42	30	2-4	...T1...	6191	—	—	—	—	—	—	9865	—	10640	—	—	—	—	
	1	1	60	30	4-6	...T2...	7597	—	—	—	—	—	—	11275	—	12048	—	—	—	—	
	1	1	72	36	6-8	...T3...	9554	17120	18801	—	—	—	—	13230	11672	14004	12681	—	—	—	
	1	1	78	39	6-8	...T4...	10690	18257	19939	19267	—	—	—	14368	12810	15141	13818	—	—	14293	14652
	1	1	84	42	6-8	...T5...	11912	19480	21159	20487	—	—	—	15590	14032	16364	15040	—	—	15542	15902
	1	1	90	48	6-8	...T6...	13838	21405	23087	22416	16506	16959	17516	15957	18289	16968	29733	17496	17859	—	—
	1	1	96	48	6-12	...T7...	14605	22172	23852	23179	17272	17742	18730	16723	19055	18069	30500	18290	18650	—	—
	1	1	108	52	8-12	...T8...	16063	23631	25310	24639	18731	19227	20187	18181	20514	19525	31959	19804	20167	—	—
	2	2	120	54	8-14	...T9...	19059	26627	28306	27635	21828	22388	23185	22404	23510	22521	34955	22858	23220	—	—
	2	2	132	54	8-14	...T10...	20631	32288	33969	33296	24783	25398	24756	23976	25081	25210	42215	26019	26560	—	—
	2	2	144	54	10-16	...T11...	22200	33858	35538	34865	26351	26999	28388	25545	28875	26779	43784	27644	28184	—	—
	2	2	156	60	10-18	...T12...	25278	36934	41699	37943	30659	30409	31465	28624	31953	30965	46860	31132	32051	—	—
	2	2	168	60	10-18	...T13...	26957	38616	43378	39622	32339	32117	33144	30302	33631	32646	48541	32867	33787	—	—
	2	2	180	60	12-20	...T14...	28638	40295	45060	41305	34018	33828	34827	31984	35313	34326	50220	34605	35526	—	—
	2	2	192	60	12-20	...T15...	32425	47165	51931	48174	39601	39557	38615	37111	39101	40342	54767	40100	41328	—	—
	2	2	204	60	12-20	...T16...	34216	48958	53721	49964	41391	41377	42466	38901	43117	42131	62497	41945	43174	—	—
	2	2	216	60	14-22	...T17...	36008	50750	55512	51756	43182	43199	44257	40693	44907	43922	64288	43793	45021	—	—
	4	4	240	60	16-26	...T18...	39518	54258	59022	55265	46692	46768	47767	44203	48417	47432	67798	47416	48644	—	—
Boat 	1	1	42	30/24	2-4	...B1...	6337	—	—	—	—	—	—	10015	—	10787	—	—	—	—	
	1	1	60	30/24	4-6	...B2...	7741	—	—	—	—	—	—	11418	—	12191	—	—	—	—	
	1	1	72	36/28	6-8	...B3...	9690	—	—	—	—	—	—	13369	11809	14142	12819	—	—	—	
	1	1	78	39/30	6-8	...B4...	10826	—	—	—	—	—	—	14502	12945	15277	13954	—	—	14429	14789
	1	1	84	42/30	6-8	...B5...	12043	—	—	—	—	—	—	15719	14161	16493	15170	—	—	15674	16033
	1	1	90	48/32	6-8	...B6...	13962	21528	23210	22538	16631	17085	17641	16081	18414	17091	29859	17619	17982	—	—
	1	1	96	48/32	6-10	...B7...	14724	22290	23971	23300	17392	17861	18850	16843	19176	18188	30618	18410	18771	—	—
	1	1	108	52/34	8-10	...B8...	16178	23746	25425	24754	18847	19344	20304	18299	20630	19642	32074	19921	20282	—	—
	2	2	120	54/36	8-12	...B9...	19159	26725	28407	27732	21928	22485	23282	22505	23608	22621	35053	22956	23317	—	—
	2	2	132	54/36	8-12	...B10...	20723	32381	34061	33387	24874	25490	24848	24068	25173	25302	42307	26112	26652	—	—
	2	2	144	54/36	10-14	...B11...	22287	33946	35627	34954	26440	27087	28475	25633	28963	26866	43871	27731	28273	—	—
	2	2	156	60/40	10-16	...B12...	25121	36778	41541	37787	30501	30252	31306	28467	31795	30808	46702	30974	31894	—	—
	2	2	168	60/40	10-16	...B13...	26795	38454	43216	39462	32176	31955	32983	30142	33469	32482	48378	32706	33626	—	—
	2	2	180	60/40	12-20	...B14...	28472	40130	44893	41138	33854	33660	34659	31817	35145	34160	50055	34440	35359	—	—
	2	2	192	60/40	12-20	...B15...	32482	47223	51989	48232	39658	39615	38672	37169	39160	40399	54823	40158	41384	—	—
	2	2	204	60/40	12-20	...B16...	34270	49009	53776	50019	41444	41431	42521	38956	43170	42186	62552	42000	43228	—	—
	2	2	216	60/40	14-22	...B17...	36056	50795	55561	51804	43230	43246	44306	40740	44955	43972	64338	43844	45069	—	—
	4	4	240	60/40	14-24	...B18...	39561	54301	59066	55310	46733	46811	47812	44246	48459	47475	67842	47460	48688	—	—
Ellipse 	1	1	42	30/24	2-4	...E1...	6693	—	—	—	—	—	—	10372	—	11143	—	—	—	—	
	1	1	60	30/24	4-6	...E2...	8101	—	—	—	—	—	—	11778	—	12551	—	—	—	—	
	1	1	72	36/24	6	...E3...	10057	—	—	—	—	—	—	13735	—	14506	13185	—	—	—	
	1	1	78	39/26	6-8	...E4...	11196	—	—	—	—	—	—	14874	13315	15648	14324	—	—	14797	15159
	1	1	84	42/28	6-8	...E5...	12417	—	—	—	—	—	—	16094	14536	16867	15546	—	—	16049	16408
	1	1	90	48/32	6-8	...E6...	14344	21909	23589	22918	17011	17464	18018	16461	18793	17470	30239	18002	18362	—	—
	1	1	96	48/32	6-10	...E7...	15107	22675	24356	23685	17776	18246	19234	17228	19560	18573	31003	18795	19155	—	—
	1	1	108	52/34	8-10	...E8...	16568	24133	25815	25143	19235	19734	20693	18686	21017	20032	32463	20310	20671	—	—
	2	2	120	54/36	8-12	...E9...	19565	27130	28813	28140	22335	22892	23691	22911	24016	23029	35460	23364	23724	—	—
	2	2	132	54/36	8-12	...E10...	21133	32794	34473	33800	25286	25903	25259	24480	25585	25714	42716	26521	27063	—	—
	2	2	144	54/36	10-14	...E11...	22703	34361	36043	35369	26856	27502	28891	26049	29378	27282	44286	28148	28687	—	—
	2	2	156	60/40	10-16	...E12...	25531	37189	41951	38195	30911	30660	31717	28876	32204	31219	47114	31385	32304	—	—
	2	2	168	60/40	10-16	...E13...	27209	38867	43632	39876	32591	32370	33399	30556	33885	32897	48792	33121	34041	—	—
	2	2	180	60/40	10-16	...E14...	28890	40548	45311	41556	34270	34078	35077	32234	35565	34580	50473	34857	35775	—	—
	2	2	192	60/40	12-20	...E15...	32929	47671	52434	48677	40104	40062	39118	37614	39605	40845	55270	40604	41830	—	—
	2	2	204	60/40	12-20	...E16...	34721	49462	54225	50471	41896	41883	42972	39407	43620	42636	63004	42452	43677	—	—
	2	2	216	60/40	14-22	...E17...	36511	51252	56016	52260	43686	43702	44762	41196	45409	44425	64792	44300	45523	—	—
	4	4	240	60/40	14-24	...E18...	40020	54762	59525	55770	47194	47271	48271	44706	48919	47935	68302	47920	49147	—	—

! IMPORTANT: Edge Shapes: (Please see previous page.)


Grain direction is along the width dimension (w) on 1-section tops and depth dimension (d) on 2-section tops.

All top sizes are nominal; actual size may vary by +/-2%.

Tables will be in multiple sections depending on size; tops may further be in multiple pieces. See listings above.

< See the Top Options on a previous page for a full range of special top and border treatments that may be applied.

See the Terms & Options section at the front of the price list for POWER-DATA solutions.





Solid Wood Edge 1.5th
Acid-Etched Laminated Glass Top
USW1L...



Shape	sections		w	d	Seats	Top Code	Top Only	Coda -Vee	Coda -Wire	Coda -X	Cylinder Ø	Plinth Ø	Ryvite	Spyda -T	Spyda -X	Spyda -Y	Uffizi -Loop	Zi-A Ø	Zi-D Ø
	pcs																		
 Circle	1	1	30	Diam	2-3	...C1...	4559	—	—	—	—	—	—	6397	—	6516	—	—	—
	1	1	36	Diam	3-4	...C2...	6044	—	—	—	—	—	—	7880	—	8128	—	—	—
	1	1	42	Diam	3-5	...C3...	7748	—	10832	—	9082	—	9587	—	9833	—	14192	—	—
	1	1	48	Diam	4-6	...C4...	9660	—	12743	—	11045	—	11723	—	11885	—	16106	—	—
	1	1	54	Diam	4-7	...C5...	11812	—	—	—	13606	—	13873	—	14245	—	18257	—	—
	1	1	60	Diam	5-7	...C6...	14221	—	—	—	16014	—	16945	—	16654	—	20667	—	—
	2	2	66	Diam	5-8	...C7...	16837	—	—	—	18935	—	—	—	—	—	—	—	—
	2	2	72	Diam	6-9	...C8...	19733	—	—	—	22327	—	—	—	—	—	—	—	—
 Square	1	1	30	30	2-4	...S1...	3970	—	—	—	—	—	5809	—	5926	—	—	—	—
	1	1	36	36	4	...S2...	5261	—	—	—	—	—	7099	—	7347	—	—	—	—
	1	1	42	42	4	...S3...	6770	—	9852	—	—	8311	8608	—	8855	—	13213	—	—
	1	1	48	48	4-8	...S4...	8504	—	11587	—	—	10111	10567	—	10730	—	14950	—	—
	1	1	54	54	4-8	...S5...	10452	—	—	—	—	12160	—	—	12884	—	16897	—	—
	1	1	60	60	4-8	...S6...	12618	—	—	—	—	14428	—	—	15049	—	19062	—	—
 Rectangle	1	1	42	30	4	...R1...	5566	—	—	—	—	—	9243	—	10017	—	—	—	—
	1	1	60	30	4-6	...R2...	7468	—	—	—	—	—	11146	—	11919	—	—	—	—
	1	1	72	36	4-6	...R3...	10103	17670	19349	18677	—	—	13779	12221	14553	13230	—	—	—
	1	1	78	39	6-8	...R4...	11612	19178	20859	20185	—	—	15288	13730	16062	14738	—	15213	15572
	1	1	84	42	6-8	...R5...	13229	20795	22477	21803	—	—	16908	15347	17678	16356	—	16859	17218
	1	1	90	48	6-8	...R6...	15795	23362	25042	24371	18464	18917	19473	17915	20245	18923	31689	19454	19814
	1	1	96	48	6-12	...R7...	16795	24360	26041	25369	19462	19933	20920	18912	21244	20257	32690	20481	20841
	1	1	108	48	8-12	...R8...	18737	26303	27984	27313	21405	21903	22862	20856	23187	22202	34633	22480	22841
	1	1	120	52	8-14	...R9...	22296	29861	31542	30871	25065	25623	26420	25641	26745	25758	38189	26093	26455
	2	2	132	52	8-14	...R10...	24385	36045	37726	37051	28539	29153	28511	27731	28836	28965	45970	29775	30315
	2	2	144	52	10-16	...R11...	26478	38135	39816	39143	30630	31275	32664	29823	33152	31056	48060	31923	32463
	2	2	156	56	10-18	...R12...	30368	42026	46788	43034	35748	35499	36555	33714	37042	36056	51952	36224	37141
	2	2	168	56	10-18	...R13...	32606	44265	49028	45273	37987	37766	38794	35952	39282	38295	54190	38516	39437
	2	2	180	56	12-20	...R14...	34843	46502	51267	47511	40225	40033	41033	38189	41518	40533	56428	40811	41732
	2	2	192	60	12-20	...R15...	39686	54425	59190	55433	46859	46816	45873	44368	46359	47599	62024	47358	48586
	2	2	204	60	12-20	...R16...	42071	56811	61574	57818	49244	49231	50321	46755	50969	49984	70352	49799	51027
	2	2	216	60	14-22	...R17...	44454	59195	63958	60203	51629	51645	52705	49140	53354	52369	72736	52241	53468
	2	2	240	60	16-26	...R18...	49172	63912	68676	64919	56347	56420	57421	53858	58072	57087	77452	57071	58298
 Video	1	1	78	39/26	5-7	...V1...	11983	—	—	—	—	—	15657	14101	16432	15109	—	—	—
	1	1	84	42/28	5-7	...V2...	13615	—	—	—	—	—	17291	15734	18065	16743	—	—	—
	1	1	90	48/36	5-7	...V3...	16197	23764	25446	24776	18865	—	19876	18315	20648	19327	32092	19855	20215
	1	1	96	48/36	5-9	...V4...	17211	24778	26458	25786	19879	—	21334	19330	21661	20673	33106	20896	21255
	1	1	108	48/36	7-9	...V5...	19168	26736	28418	27747	21840	—	23295	21289	23619	22634	35065	22913	23274
	1	1	120	52/40	7-11	...V6...	22779	30345	32026	31355	25548	26107	26903	26125	27230	26242	38675	26576	26938
	2	2	132	52/40	7-11	...V7...	24885	36542	38224	37552	29037	29654	29012	28231	29336	29465	46468	30273	30815
	2	2	144	52/40	9-13	...V8...	26991	38649	40331	39658	31145	31790	33180	30338	33666	31571	48576	32437	32977
	2	2	156	56/44	9-15	...V9...	30860	42518	47281	43526	36239	35990	37048	34205	37534	36548	52442	36714	37633
	2	2	168	56/44	9-15	...V10...	33112	44771	49536	45780	38495	38273	39302	36459	39787	38800	54697	39024	39944
	2	2	180	56/44	9-15	...V11...	35366	47024	51788	48032	40747	40554	41554	38712	42042	41055	56950	41334	42253
	2	2	192	60/44	11-18	...V12...	40294	55035	59799	56044	47469	47427	46483	44981	46970	48209	62636	47968	49196
	2	2	204	60/44	11-18	...V13...	42694	57434	62197	58442	49868	49854	50943	47378	51592	50608	70974	50423	51652
	2	2	216	60/44	13-20	...V14...	45093	59835	64597	60841	52268	52286	53345	49778	53993	53007	73374	52880	54106
	2	2	240	60/44	13-22	...V15...	49825	64566	69330	65574	56999	57075	58076	54510	58723	57739	78106	57724	58952

Edge Shapes:



! IMPORTANT:


Wood grain direction is along the width dimension (w) on 1-section tops and depth dimension (d) on 2-section tops.

All top sizes are nominal; actual size may vary by +/-2%.

Tables will be in multiple sections depending on size; tops may further be in multiple pieces. See listings above.

< See the Top Options on a previous page for a full range of special top and border treatments that may be applied.

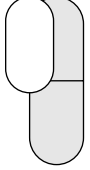
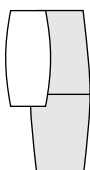
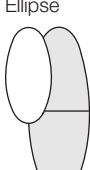
See the Terms & Options section at the front of the price list for POWER-DATA solutions.





Solid Wood Edge 1.5th
Acid-Etched Laminated Glass Top
USW1L...



Shape	sections		w	d	Seats	Top Code	Top Only	Coda -Vee	Coda -Wire	Coda -X	Cylinder Ø	Plinth Ø	Ryvlt	Spyda -T	Spyda -X	Spyda -Y	Uffizi -Loop	Zi-A Ø	Zi-D Ø		
	pcs																				
Track 	1	1	42	30	2-4	...T1...	7139	—	—	—	—	—	—	10815	—	11589	—	—	—		
	1	1	60	30	4-6	...T2...	8953	—	—	—	—	—	—	12629	—	13403	—	—	—		
	1	1	72	36	6-8	...T3...	11505	19072	20753	—	—	—	—	15183	13623	15955	14634	—	—		
	1	1	78	39	6-8	...T4...	12982	20550	22230	21557	—	—	—	16659	15101	17433	16110	—	16583	16944	
	1	1	84	42	6-8	...T5...	14568	22135	23818	23145	—	—	—	18247	16687	19020	17698	—	18199	18560	
	1	1	90	48	6-8	...T6...	17093	24659	26340	25668	19761	20213	20770	19212	21543	20221	32987	20751	21111		
	1	1	96	48	6-12	...T7...	18073	25641	27322	26651	20742	21212	22200	20194	22524	21539	33969	21761	22120		
	1	1	108	52	8-12	...T8...	19967	27534	29214	28542	22635	23134	24093	22087	24419	23432	35862	23710	24070		
	1	1	120	54	8-14	...T9...	23760	31326	33007	32335	26529	27088	27883	27105	28210	27225	39656	27559	27921		
	2	2	132	54	8-14	...T10...	25799	37459	39139	38466	29952	30569	29925	29145	30252	30380	47384	31189	31729		
	2	2	144	54	10-16	...T11...	27839	39497	41179	40505	31991	32637	34028	31185	34513	32419	49423	33285	33825		
	2	2	156	60	10-16	...T12...	31858	43515	48279	44523	37238	36986	38044	35202	38532	37547	53441	37711	38629		
	2	2	168	60	10-18	...T13...	34042	45701	50463	46707	39423	39202	40231	37387	40717	39730	55625	39952	40874		
	2	2	180	60	12-20	...T14...	36229	47886	52651	48894	41611	41419	42417	39575	42905	41916	57812	42195	43117		
	2	2	192	60	12-20	...T15...	41100	55841	60607	56849	48276	48233	47290	45787	47777	49018	63441	48776	50003		
	2	2	204	60	12-20	...T16...	43434	58175	62940	59183	50610	50595	51685	48119	52334	51351	71716	51165	52392		
	2	2	216	60	14-22	...T17...	45768	60507	65274	61517	52943	52959	54019	50453	54667	53682	74050	53557	54782		
	2	2	240	60	16-26	...T18...	50362	65102	69864	66109	57535	57612	58611	55046	59260	58276	78642	58260	59488		
Boat 	1	1	42	30/24	2-4	...B1...	7286	—	—	—	—	—	—	10962	—	11737	—	—	—		
	1	1	60	30/24	4-6	...B2...	9097	—	—	—	—	—	—	12773	—	13548	—	—	—		
	1	1	72	36/28	6-8	...B3...	11643	—	—	—	—	—	—	15321	13761	16093	14771	—	—		
	1	1	78	39/30	6-8	...B4...	13116	—	—	—	—	—	—	—	16795	15235	17567	16245	—	16717	17079
	1	1	84	42/30	6-8	...B5...	14698	—	—	—	—	—	—	—	18375	16817	19149	17825	—	18330	18689
	1	1	90	48/32	6-8	...B6...	17216	24783	26463	25792	19884	20339	20893	19335	21667	20344	33111	20873	21237		
	1	1	96	48/32	6-10	...B7...	18193	25759	27442	26770	20861	21331	22318	20312	22645	21658	34089	21879	22241		
	1	1	108	52/34	8-10	...B8...	20084	27649	29329	28657	22750	23249	24208	22202	24534	23547	35978	23825	24185		
	1	1	120	54/36	8-12	...B9...	23856	31422	33105	32432	26627	27184	27982	27203	28306	27320	39750	27653	28018		
	2	2	132	54/36	8-12	...B10...	25891	37551	39230	38558	30043	30660	30016	29237	30343	30471	47475	31281	31820		
	2	2	144	54/36	10-14	...B11...	27927	39585	41267	40592	32080	32724	34115	31272	34600	32506	49511	33372	33913		
	2	2	156	60/40	10-16	...B12...	31700	43357	48122	44365	37080	36831	37886	35046	38374	37387	53285	37554	38473		
	2	2	168	60/40	10-16	...B13...	33883	45540	50302	46549	39262	39042	40070	37227	40555	39569	55466	39793	40711		
	2	2	180	60/40	12-20	...B14...	36063	47720	52484	48729	41443	41251	42250	39408	42738	41752	57646	42029	42949		
	2	2	192	60/40	12-20	...B15...	41160	55900	60664	56907	48335	48292	47348	45847	47838	49076	63500	48834	50062		
	2	2	204	60/40	12-20	...B16...	43488	58228	62992	59236	50664	50649	51739	48173	52387	51400	71768	51217	52446		
	2	2	216	60/40	14-22	...B17...	45818	60557	65321	61565	52990	53007	54067	50502	54715	53730	74098	53605	54829		
	2	2	240	60/40	14-24	...B18...	50405	65146	69909	66153	57581	57654	58655	55089	59305	58318	78686	58304	59531		
Ellipse 	1	1	42	30/24	2-4	...E1...	7642	—	—	—	—	—	—	11319	—	12094	—	—	—		
	1	1	60	30/24	4-6	...E2...	9455	—	—	—	—	—	—	13133	—	13908	—	—	—		
	1	1	72	36/24	6	...E3...	12011	—	—	—	—	—	—	15685	—	16460	15136	—	—		
	1	1	78	39/26	6-8	...E4...	13486	—	—	—	—	—	—	—	17162	15604	17936	16613	—	17089	17448
	1	1	84	42/28	6-8	...E5...	15074	—	—	—	—	—	—	—	18752	17191	19523	18200	—	18704	19063
	1	1	90	48/32	6-8	...E6...	17595	25163	26844	26172	20264	20720	21273	19713	22046	20724	33492	21253	21615		
	1	1	96	48/32	6-10	...E7...	18579	26144	27825	27153	21246	21715	22703	20697	23029	22042	34473	22264	22626		
	1	1	108	52/34	8-10	...E8...	20471	28037	29719	29048	23140	23637	24596	22590	24922	23935	36367	24213	24576		
	1	1	120	54/36	8-12	...E9...	24264	31831	33511	32838	27033	27591	28389	27609	28714	27727	40159	28062	28422		
	2	2	132	54/36	8-12	...E10...	26303	37961	39642	38970	30455	31072	30428	29650	30754	30882	47886	31693	32232		
	2	2	144	54/36	10-14	...E11...	28345	40002	41681	41009	32496	33141	34531	31688	35018	32922	49927	33787	34328		
	2	2	156	60/40	10-16	...E12...	32109	43765	48531	44773	37491	37238	38296	35454	38784	37796	53692	37963	38882		
	2	2	168	60/40	10-16	...E13...	34295	45952	50719	46961	39676	39456	40485	37641	40969	39984	55879	40206	41126		
	2	2	180	60/40	10-16	...E14...	36481	48141	52903	49147	41862	41671	42668	39828	43156	42169	58066	42449	43369		
	2	2	192	60/40	12-20	...E15...	41608	56348	61111	57354	48780	48737	47793	46292	48281	49521	63949	49280	50508		
	2	2	204	60/40	12-20	...E16...	43938	58680	63442	59687	51113	51098	52189	48624	52838	51853	72221	51669	52895		
	2	2	216	60/40	14-22	...E17...	46272	61014	65776	62020	53446	53464	54523	50957	55171	54186	74553	54060	55285		
	2	2	240	60/40	14-24	...E18...	50867	65607	70370	66615	58041	58116	59116	55552	59767	58780	79147	58766	59991		

! IMPORTANT: Edge Shapes: (Please see previous page.)


Grain direction is along the width dimension (w) on 1-section tops and depth dimension (d) on 2-section tops.

All top sizes are nominal; actual size may vary by +/-2%.

Tables will be in multiple sections depending on size; tops may further be in multiple pieces. See listings above.

< See the Top Options on a previous page for a full range of special top and border treatments that may be applied.

See the Terms & Options section at the front of the price list for POWER-DATA solutions.





Solid Wood Edge 1.5th
Back-Painted Glass Top
USW1B...



Shape	sections		w	d	Seats	Top Code	Top Only	Coda -Vee	Coda -Wire	Coda -X	Cylinder Ø	Plinth Ø	Ryvite	Spyda -T	Spyda -X	Spyda -Y	Uffizi -Loop	Zi-A Ø	Zi-D Ø	
	pcs																			
<p>Circle</p>	1	1	30	Diam	2-3	...C1...	3630	—	—	—	—	—	—	—	5470	—	5588	—	—	—
	1	1	36	Diam	3-4	...C2...	4702	—	—	—	—	—	—	6541	—	6789	—	—	—	—
	1	1	42	Diam	3-5	...C3...	5925	—	9007	—	7257	—	7764	—	8011	—	12370	—	—	—
	1	1	48	Diam	4-6	...C4...	7281	—	10363	—	8666	—	9343	—	9505	—	13726	—	—	—
	1	1	54	Diam	4-7	...C5...	8800	—	—	—	10593	—	10863	—	11232	—	15245	—	—	—
	1	1	60	Diam	5-7	...C6...	10502	—	—	—	12296	—	13226	—	12933	—	16946	—	—	—
	2	2	66	Diam	5-8	...C7...	12338	—	—	—	14434	—	—	—	—	—	—	—	—	—
	2	2	72	Diam	6-9	...C8...	14375	—	—	—	16970	—	—	—	—	—	—	—	—	—
<p>Square</p>	1	1	30	30	2-4	...S1...	3038	—	—	—	—	—	4877	—	4994	—	—	—	—	—
	1	1	36	36	4	...S2...	3922	—	—	—	—	—	5760	—	6005	—	—	—	—	—
	1	1	42	42	4	...S3...	4945	—	8027	—	—	6487	6783	—	7031	—	11390	—	—	—
	1	1	48	48	4-8	...S4...	6122	—	9204	—	—	7729	8184	—	8347	—	12568	—	—	—
	1	1	54	54	4-8	...S5...	7438	—	—	—	—	9145	—	—	9870	—	13884	—	—	—
	1	1	60	60	4-8	...S6...	8898	—	—	—	—	10706	—	—	11329	—	15342	—	—	—
<p>Rectangle</p>	1	1	42	30	4	...R1...	4265	—	—	—	—	—	7941	—	8714	—	—	—	—	—
	1	1	60	30	4-6	...R2...	5608	—	—	—	—	—	9285	—	10058	—	—	—	—	—
	1	1	72	36	4-6	...R3...	7424	14990	16671	16000	—	—	11100	9543	11874	10552	—	—	—	—
	1	1	78	39	6-8	...R4...	8467	16033	17714	17042	—	—	12142	10586	12918	11594	—	12069	12429	—
	1	1	84	42	6-8	...R5...	9581	17149	18829	18157	—	—	13259	11700	14033	12710	—	13212	13572	—
	1	1	90	48	6-8	...R6...	11331	18896	20579	19907	14000	14453	15009	13449	15782	14460	27228	14989	15350	—
	1	1	96	48	6-12	...R7...	12031	19598	21279	20608	14701	15168	16158	14151	16483	15497	27927	15718	16079	—
	1	1	108	48	8-12	...R8...	13379	20946	22628	21956	16049	16546	17504	15499	17831	16844	29274	17123	17485	—
	2	2	120	52	8-14	...R9...	15848	23414	25095	24423	18616	19176	19972	19192	20297	19310	31742	19646	20007	—
	2	2	132	52	8-14	...R10...	17292	28952	30633	29958	21446	22061	21418	20639	21743	21873	38877	22681	23222	—
	2	2	144	52	10-16	...R11...	18738	30397	32079	31405	22890	23537	24927	22085	25414	23317	40322	24183	24724	—
	2	2	156	56	10-18	...R12...	21340	32999	37764	34008	26721	26471	27530	24687	28018	27030	42925	27198	28114	—
	2	2	168	56	10-18	...R13...	22884	34540	39306	35549	28266	28045	29072	26230	29559	28571	44467	28794	29714	—
	2	2	180	56	12-20	...R14...	24426	36086	40849	37093	29808	29617	30615	27774	31102	30115	46010	30392	31314	—
	2	2	192	60	12-20	...R15...	27782	42522	47287	43530	34956	34914	33969	32467	34457	35694	50122	35457	36682	—
	2	2	204	60	12-20	...R16...	29423	44162	48925	45172	36596	36583	37672	34107	38322	37336	57704	37152	38380	—
2	2	216	60	14-22	...R17...	31063	45803	50567	46811	38237	38254	39313	35747	39961	38976	59344	38851	40075	—	
4	4	240	60	16-26	...R18...	34291	49032	53796	50039	41467	41541	42543	38976	43190	42207	62573	42192	43418	—	
<p>Video</p>	1	1	78	39/26	5-7	...V1...	8840	—	—	—	—	—	12516	10957	13289	11966	—	—	—	
	1	1	84	42/28	5-7	...V2...	9968	—	—	—	—	—	—	13646	12086	14418	13097	—	—	—
	1	1	90	48/36	5-7	...V3...	11734	19301	20981	20310	14403	—	—	15410	13854	16186	14862	27631	15392	15754
	1	1	96	48/36	5-9	...V4...	12447	20013	21696	21024	15116	—	—	16574	14566	16898	15912	28345	16135	16494
	1	1	108	48/36	7-9	...V5...	13812	21380	23060	22390	16481	—	—	17937	15930	18263	17276	29709	17556	17918
	2	2	120	52/40	7-11	...V6...	16332	23898	25577	24906	19101	19659	20456	19677	20782	19795	32226	20128	20491	—
	2	2	132	52/40	7-11	...V7...	17792	29451	31132	30459	21944	22561	21916	21138	22243	22372	39375	23180	23722	—
	2	2	144	52/40	9-13	...V8...	19252	30911	32593	31919	23405	24051	25442	22599	25930	23832	40837	24698	25238	—
	2	2	156	56/44	9-15	...V9...	21831	33492	38255	34500	27214	26962	28021	25180	28509	27522	43417	27689	28606	—
	2	2	168	56/44	9-15	...V10...	23392	35050	39814	36058	28772	28552	29580	26737	30066	29080	44974	29302	30224	—
	2	2	180	56/44	9-15	...V11...	24950	36608	41370	37614	30330	30139	31136	28296	31623	30636	46532	30917	31837	—
	2	2	192	60/44	11-18	...V12...	28390	43130	47896	44137	35565	35522	34580	33076	35065	36306	50730	36064	37291	—
	2	2	204	60/44	11-18	...V13...	30046	44788	49549	45794	37220	37206	38296	34731	38945	37959	58327	37776	39003	—
	2	2	216	60/44	13-20	...V14...	31701	46442	51205	47451	38876	38891	39950	36384	40602	39615	59982	39489	40715	—
	4	4	240	60/44	13-22	...V15...	34945	49687	54450	50695	42120	42195	43197	39630	43845	42859	63226	42845	44071	—

Edge Shapes:



! IMPORTANT:


Wood grain direction is along the width dimension (w) on 1-section tops and depth dimension (d) on 2-section tops.

All top sizes are nominal; actual size may vary by +/-2%.

Tables will be in multiple sections depending on size; tops may further be in multiple pieces. See listings above.

< See the Top Options on a previous page for a full range of special top and border treatments that may be applied.

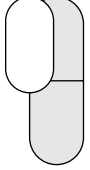
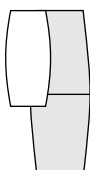
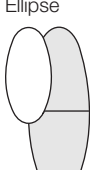
See the Terms & Options section at the front of the price list for POWER-DATA solutions.





Solid Wood Edge 1.5th
Back-Painted Glass Top
USW1B...



Shape	sections		w	d	Seats	Top Code	Top Only	Coda -Vee	Coda -Wire	Coda -X	Cylinder Ø	Plinth Ø	Ryvit	Spyda -T	Spyda -X	Spyda -Y	Uffizi -Loop	Zi-A Ø	Zi-D Ø	
	pcs																			
Track 	1	1	42	30	2-4	...T1...	5838	—	—	—	—	—	—	9514	—	10288	—	—	—	
	1	1	60	30	4-6	...T2...	7092	—	—	—	—	—	—	10770	—	11541	—	—	—	
	1	1	72	36	6-8	...T3...	8828	16394	18073	—	—	—	—	12504	10947	13278	11956	—	—	
	1	1	78	39	6-8	...T4...	9838	17405	19087	18415	—	—	—	13516	11958	14290	12967	—	13441	13802
	1	1	84	42	6-8	...T5...	10924	18492	20172	19499	—	—	—	14602	13043	15374	14052	—	14554	14913
	1	1	90	48	6-8	...T6...	12628	20195	21876	21204	15295	15749	16306	14747	17079	15757	28523	16285	16647	—
	1	1	96	48	6-12	...T7...	13313	20879	22560	21886	15979	16450	17437	15431	17762	16775	29207	16999	17358	—
	1	1	108	52	8-12	...T8...	14610	22176	23857	23186	17277	17776	18736	16728	19060	18073	30505	18353	18714	—
	2	2	120	54	8-14	...T9...	17313	24878	26560	25886	20082	20639	21437	20659	21762	20775	33207	21110	21471	—
	2	2	132	54	8-14	...T10...	18705	30362	32045	31372	22858	23474	22830	22051	23156	23283	40289	24094	24635	—
	2	2	144	54	10-16	...T11...	20099	31759	33439	32767	24251	24899	26289	23446	26775	24679	41683	25545	26085	—
	2	2	156	60	10-18	...T12...	22829	34488	39251	35494	28210	27960	29017	26175	29504	28517	44413	28684	29601	—
	2	2	168	60	10-18	...T13...	24322	35979	40743	36986	29701	29481	30507	27667	30995	30010	45905	30231	31151	—
	2	2	180	60	12-20	...T14...	25813	37471	42236	38479	31193	31002	32001	29158	32487	31502	47397	31780	32698	—
	2	2	192	60	12-20	...T15...	29199	43938	48703	44946	36373	36329	35386	33884	35874	37112	51538	36870	38100	—
	2	2	204	60	12-20	...T16...	30787	45528	50292	46537	37961	37948	39036	35472	39687	38702	59068	38516	39744	—
	2	2	216	60	14-22	...T17...	32376	47117	51881	48125	39550	39566	40625	37062	41276	40291	60657	40162	41390	—
	4	4	240	60	16-26	...T18...	35481	50220	54986	51229	42655	42732	43731	40166	44380	43397	63763	43379	44608	—
Boat 	1	1	42	30/24	2-4	...B1...	5986	—	—	—	—	—	—	9661	—	10435	—	—	—	
	1	1	60	30/24	4-6	...B2...	7236	—	—	—	—	—	—	10913	—	11685	—	—	—	
	1	1	72	36/28	6-8	...B3...	8964	—	—	—	—	—	—	12643	11083	13415	12094	—	—	
	1	1	78	39/30	6-8	...B4...	9973	—	—	—	—	—	—	13649	12093	14422	13101	—	13575	13933
	1	1	84	42/30	6-8	...B5...	11052	—	—	—	—	—	—	14731	13171	15504	14181	—	14682	15044
	1	1	90	48/32	6-8	...B6...	12752	20318	21999	21328	15421	15875	16430	14870	17203	15881	28649	16409	16771	—
	1	1	96	48/32	6-10	...B7...	13431	20999	22678	22008	16100	16569	17557	15552	17882	16895	29326	17119	17478	—
	1	1	108	52/34	8-10	...B8...	14725	22291	23973	23301	17394	17891	18851	16844	19177	18190	30620	18469	18829	—
	2	2	120	54/36	8-12	...B9...	17407	24974	26657	25986	20178	20735	21533	20754	21858	20872	33302	21208	21569	—
	2	2	132	54/36	8-12	...B10...	18799	30458	32139	31465	22950	23568	22923	22145	23250	23378	40382	24188	24728	—
	2	2	144	54/36	10-14	...B11...	20187	31846	33527	32855	24340	24987	26376	23535	26864	24766	41771	25633	26173	—
	2	2	156	60/40	10-16	...B12...	22672	34330	39093	35337	28052	27803	28859	26018	29346	28360	44253	28527	29446	—
	2	2	168	60/40	10-16	...B13...	24158	35817	40581	36826	29540	29320	30348	27505	30834	29847	45741	30070	30990	—
	2	2	180	60/40	12-20	...B14...	25646	37305	42070	38313	31027	30835	31834	28993	32321	31334	47232	31615	32534	—
	2	2	192	60/40	12-20	...B15...	29256	43997	48760	45003	36431	36388	35444	33940	35931	37170	51597	36928	38157	—
	2	2	204	60/40	12-20	...B16...	30840	45579	50344	46587	38014	38000	39090	35526	39741	38756	59121	38569	39798	—
	2	2	216	60/40	14-22	...B17...	32424	47163	51930	48173	39599	39615	40675	37109	41323	40340	60705	40213	41438	—
	4	4	240	60/40	14-24	...B18...	35526	50266	55029	51273	42698	42774	43775	40210	44424	43439	63806	43426	44651	—
Ellipse 	1	1	42	30/24	2-4	...E1...	6341	—	—	—	—	—	—	10018	—	10791	—	—	—	
	1	1	60	30/24	4-6	...E2...	7597	—	—	—	—	—	—	11275	—	12048	—	—	—	
	1	1	72	36/24	6	...E3...	9331	—	—	—	—	—	—	13008	—	13780	12459	—	—	
	1	1	78	39/26	6-8	...E4...	10344	—	—	—	—	—	—	14020	12461	14793	13471	—	13945	14305
	1	1	84	42/28	6-8	...E5...	11428	—	—	—	—	—	—	15105	13548	15879	14556	—	15059	15419
	1	1	90	48/32	6-8	...E6...	13132	20698	22378	21707	15800	16254	16808	15251	17583	16259	29026	16792	17152	—
	1	1	96	48/32	6-10	...E7...	13817	21385	23064	22393	16486	16955	17944	15937	18270	17283	29713	17503	17864	—
	1	1	108	52/34	8-10	...E8...	15113	22680	24361	23691	17783	18280	19240	17233	19565	18579	31011	18857	19219	—
	2	2	120	54/36	8-12	...E9...	17816	25383	27063	26391	20584	21144	21940	21161	22266	21279	33711	21613	21975	—
	2	2	132	54/36	8-12	...E10...	19212	30870	32551	31876	23364	23979	23336	22557	23662	23790	40794	24599	25140	—
	2	2	144	54/36	10-14	...E11...	20607	32263	33946	33271	24758	25403	26793	23952	27280	25184	42189	26052	26592	—
	2	2	156	60/40	10-16	...E12...	23082	34740	39504	35747	28462	28212	29268	26428	29756	28770	44666	28936	29855	—
	2	2	168	60/40	10-16	...E13...	24575	36232	40995	37239	29955	29733	30761	27921	31248	30261	46156	30485	31405	—
	2	2	180	60/40	10-16	...E14...	26066	37723	42488	38732	31447	31256	32254	29411	32741	31754	47648	32032	32952	—
	2	2	192	60/40	12-20	...E15...	29701	44443	49207	45451	36875	36834	35889	34387	36377	37616	52044	37377	38603	—
	2	2	204	60/40	12-20	...E16...	31292	46032	50794	47040	38466	38453	39542	35977	40190	39204	59572	39020	40247	—
	2	2	216	60/40	14-22	...E17...	32880	47620	52384	48628	40053	40071	41130	37564	41778	40794	61161	40667	41892	—
	4	4	240	60/40	14-24	...E18...	35985	50726	55488	51733	43158	43235	44235	40670	44884	43900	64266	43886	45111	—

! IMPORTANT: Edge Shapes: (Please see previous page.)


Grain direction is along the width dimension (w) on 1-section tops and depth dimension (d) on 2-section tops.


All top sizes are nominal; actual size may vary by +/-2%.

Tables will be in multiple sections depending on size; tops may further be in multiple pieces. See listings above.

< See the Top Options on a previous page for a full range of special top and border treatments that may be applied.

See the Terms & Options section at the front of the price list for POWER-DATA solutions.





Solid Wood Edge 1.5th
 Acrylic Solid Surface Top: Avonite® Polaris
 USW1C...



Shape	sections		w	d	Seats	Top Code	Top Only	Coda -Vee	Coda -Wire	Coda -X	Cylinder Ø	Plinth Ø	Ryvit	Spyda -T	Spyda -X	Spyda -Y	Uffizi -Loop	Zi-A Ø	Zi-D Ø
	pcs																		
 Circle	1	1	30	Diam	2-3	...C1...	3047	—	—	—	—	—	4884	—	5003	—	—	—	—
	1	1	36	Diam	3-4	...C2...	3862	—	—	—	—	—	5701	—	5948	—	—	—	—
	1	1	42	Diam	3-5	...C3...	4781	—	7863	—	6114	—	6620	—	6865	—	11225	—	—
	1	1	48	Diam	4-6	...C4...	5786	—	8868	—	7170	—	7848	—	8011	—	12230	—	—
	1	1	54	Diam	4-7	...C5...	6907	—	—	—	8699	—	8969	—	9339	—	13350	—	—
	1	1	60	Diam	5-7	...C6...	8165	—	—	—	9960	—	10890	—	10597	—	14610	—	—
	2	2	66	Diam	5-8	...C7...	9508	—	—	—	11606	—	—	—	—	—	—	—	—
	2	2	72	Diam	6-9	...C8...	11009	—	—	—	13605	—	—	—	—	—	—	—	—
 Square	1	1	30	30	2-4	...S1...	2453	—	—	—	—	—	4292	—	4412	—	—	—	—
	1	1	36	36	4	...S2...	3080	—	—	—	—	—	4919	—	5164	—	—	—	—
	1	1	42	42	4	...S3...	3800	—	6882	—	—	5343	5638	—	5883	—	10245	—	—
	1	1	48	48	4-8	...S4...	4629	—	7711	—	—	6234	6690	—	6852	—	11073	—	—
	1	1	54	54	4-8	...S5...	5544	—	—	—	—	7254	—	—	7978	—	11989	—	—
	1	1	60	60	4-8	...S6...	6562	—	—	—	—	8370	—	—	8993	—	13006	—	—
 Rectangle	1	1	42	30	4	...R1...	3448	—	—	—	—	—	7122	—	7897	—	—	—	—
	1	1	60	30	4-6	...R2...	4441	—	—	—	—	—	8117	—	8890	—	—	—	—
	1	1	72	36	4-6	...R3...	5742	13309	14989	14318	—	—	9418	7860	10192	8870	—	—	—
	1	1	78	39	6-8	...R4...	6493	14059	15739	15068	—	—	10168	8612	10944	9620	—	10094	10453
	1	1	84	42	6-8	...R5...	7293	14859	16541	15868	—	—	10970	9412	11742	10421	—	10923	11282
	1	1	90	48	6-8	...R6...	8528	16093	17775	17102	11195	11649	12204	10646	12977	11655	24423	12186	12546
	1	1	96	48	6-12	...R7...	9041	16607	18287	17616	11709	12177	13167	11160	13490	12504	24935	12728	13086
	1	1	108	48	8-12	...R8...	10015	17581	19262	18590	12683	13181	14139	12134	14465	13478	25910	13757	14119
	1	1	120	52	8-14	...R9...	11796	19362	21043	20371	14565	15124	15921	15141	16248	15259	27692	15594	15955
	2	2	132	52	8-14	...R10...	12837	24494	26176	25503	16988	17605	16961	16183	17288	17415	34419	18224	18766
	2	2	144	52	10-16	...R11...	13879	25537	27216	26544	18032	18676	20066	17224	20553	18457	35462	19322	19863
	2	2	156	56	10-18	...R12...	15670	27329	32091	28335	21051	20800	21857	19016	22344	21358	37253	21525	22445
	2	2	168	56	10-18	...R13...	16775	28436	33198	29442	22157	21936	22965	20122	23451	22463	38358	22687	23607
	2	2	180	56	12-20	...R14...	17883	29541	34306	30549	23265	23071	24070	21229	24558	23573	39466	23850	24769
	2	2	192	60	12-20	...R15...	20304	35045	39807	36051	27477	27435	26490	24988	26978	28218	42642	27977	29205
	2	2	204	60	12-20	...R16...	21476	36217	40981	37224	28651	28637	29726	26161	30376	29392	49757	29206	30434
	2	2	216	60	14-22	...R17...	22648	37389	42153	38398	29823	29840	30900	27334	31548	30562	50930	30436	31661
	2	2	240	60	16-26	...R18...	24942	39684	44447	40692	32117	32194	33194	29628	33842	32857	53225	32841	34070
 Video	1	1	78	39/26	5-7	...V1...	6864	—	—	—	—	—	10541	8983	11315	9992	—	—	—
	1	1	84	42/28	5-7	...V2...	7679	—	—	—	—	—	11355	9798	12129	10807	—	—	—
	1	1	90	48/36	5-7	...V3...	8929	16496	18178	17504	11596	—	12607	11047	13379	12056	24824	12588	12949
	1	1	96	48/36	5-9	...V4...	9455	17023	18704	18033	12126	—	13582	11576	13908	12920	25353	13143	13502
	1	1	108	48/36	7-9	...V5...	10447	18013	19694	19023	13115	—	14574	12566	14898	13913	26343	14190	14552
	1	1	120	52/40	7-11	...V6...	12280	19848	21527	20856	15049	15609	16406	15625	16729	15744	28176	16079	16439
	2	2	132	52/40	7-11	...V7...	13338	24995	26675	26001	17489	18105	17461	16683	17787	17916	34920	18725	19265
	2	2	144	52/40	9-13	...V8...	14392	26052	27731	27059	18545	19191	20581	17738	21067	18972	35977	19837	20377
	2	2	156	56/44	9-15	...V9...	16163	27819	32583	28827	21543	21293	22348	19509	22837	21849	37745	22016	22936
	2	2	168	56/44	9-15	...V10...	17284	28940	33704	29950	22664	22445	23470	20630	23959	22972	38866	23193	24114
	2	2	180	56/44	9-15	...V11...	18406	30063	34828	31072	23788	23596	24594	21752	25081	24094	39989	24372	25293
	2	2	192	60/44	11-18	...V12...	20913	35652	40415	36660	28085	28045	27099	25596	27587	28825	43253	28585	29812
	2	2	204	60/44	11-18	...V13...	22100	36839	41605	37849	29273	29260	30350	26785	30998	30013	50381	29830	31056
	2	2	216	60/44	13-20	...V14...	23287	38028	42793	39035	30463	30477	31537	27972	32189	31203	51569	31075	32301
	2	2	240	60/44	13-22	...V15...	25596	40336	45101	41345	32771	32848	33846	30283	34497	33511	53878	33496	34724

Edge Shapes:



! IMPORTANT:


Wood grain direction is along the width dimension (w) on 1-section tops and depth dimension (d) on 2-section tops.

All top sizes are nominal; actual size may vary by +/-2%.

Tables will be in multiple sections depending on size; tops may further be in multiple pieces. See listings above.

< See the Top Options on a previous page for a full range of special top and border treatments that may be applied.


See the Terms & Options section at the front of the price list for POWER-DATA solutions.



Specify: Product No. & Qty
 Edge Shape
 Tagging
 Metal Finish
 Wood Finish

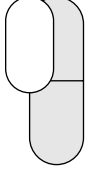
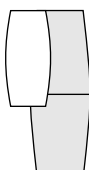
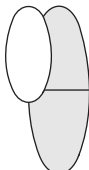
Ø Denotes wire path provided.
 ‡ Requires field sub-assembly.

Prices listed in Wood1 Finishes.




Solid Wood Edge 1.5th
 Acrylic Solid Surface Top: Avonite® Polaris
 USW1C...



Shape	sections		w	d	Seats	Top Code	Top Only	Coda -Vee	Coda -Wire	Coda -X	Cylinder Ø	Plinth Ø	Ryvit	Spyda -T	Spyda -X	Spyda -Y	Uffizi -Loop	Zi-A Ø	Zi-D Ø		
	pcs																				
Track 	1	1	42	30	2-4	...T1...	5018	—	—	—	—	—	8696	—	9470	—	—	—	—		
		1	60	30	4-6	...T2...	5924	—	—	—	—	—	9600	—	10374	—	—	—	—		
		1	72	36	6-8	...T3...	7143	14710	16393	—	—	—	10821	9261	11594	10271	—	—	—	—	
		1	78	39	6-8	...T4...	7866	15431	17111	16439	—	—	11540	9984	12315	10991	—	—	11467	11826	
		1	84	42	6-8	...T5...	8634	16199	17879	17210	—	—	12310	10752	13084	11761	—	—	12263	12624	
		1	90	48	6-8	...T6...	9823	17388	19071	18398	12490	12945	13500	11941	14274	12951	25718	13479	13841	—	
		1	96	48	6-12	...T7...	10322	17889	19570	18896	12989	13459	14446	12441	14773	13786	26217	14008	14368	—	
		1	108	52	8-12	...T8...	11246	18811	20493	19821	13914	14410	15370	13364	15697	14708	27142	14987	15349	—	
		1	120	54	8-14	...T9...	13260	20828	22508	21838	16030	16588	17385	16607	17710	16725	29156	17059	17421	—	
		2	2	132	54	8-14	...T10...	14250	25909	27590	26917	18402	19019	18375	17595	18701	18829	35833	19638	20179	—
			2	144	54	10-16	...T11...	15240	26899	28579	27906	19392	20038	21428	18586	21914	19820	36824	20685	21224	—
			2	156	60	10-16	...T12...	17157	28816	33580	29823	22538	22287	23344	20502	23832	22846	38740	23010	23921	—
			2	168	60	10-18	...T13...	18215	29871	34635	30878	23596	23373	24401	21558	24887	23903	39798	24124	25044	—
			2	180	60	12-20	...T14...	19270	30929	35690	31935	24651	24459	25456	22616	25944	24958	40852	25237	26156	—
			2	192	60	12-20	...T15...	21719	36459	41223	37467	28893	28850	27906	26403	28393	29631	44059	29393	30618	—
			2	204	60	12-20	...T16...	22839	37581	42344	38588	30013	30000	31090	27524	31738	30754	51121	30570	31796	—
			2	216	60	14-22	...T17...	23962	38703	43465	39712	31136	31154	32212	28649	32862	31876	52244	31750	32976	—
			2	240	60	16-26	...T18...	26132	40874	45636	41881	33308	33382	34383	30817	35032	34046	54413	34031	35258	—
Boat 	1	1	42	30/24	2-4	...B1...	5166	—	—	—	—	—	8843	—	9617	—	—	—	—		
		1	60	30/24	4-6	...B2...	6065	—	—	—	—	—	9744	—	10518	—	—	—	—	—	
		1	72	36/28	6-8	...B3...	7282	—	—	—	—	—	10959	9400	11733	10409	—	—	—	—	
		1	78	39/30	6-8	...B4...	7996	—	—	—	—	—	11675	10117	12447	11125	—	—	11599	11959	
		1	84	42/30	6-8	...B5...	8763	—	—	—	—	—	12441	10882	13213	11892	—	—	12395	12753	
		1	90	48/32	6-8	...B6...	9947	17514	19194	18523	12616	13068	13623	12067	14399	13074	25842	13605	13966	—	
		1	96	48/32	6-10	...B7...	10439	18006	19688	19016	13109	13578	14565	12559	14890	13902	26335	14127	14488	—	
		1	108	52/34	8-10	...B8...	11360	18925	20608	19936	14029	14525	15485	13478	15811	14823	27257	15102	15464	—	
		1	120	54/36	8-12	...B9...	13357	20923	22604	21933	16128	16685	17484	16704	17808	16823	29254	17156	17518	—	
		2	2	132	54/36	8-12	...B10...	14344	26000	27681	27008	18495	19110	18469	17688	18793	18920	35925	19733	20271	—
			2	144	54/36	10-14	...B11...	15327	26986	28667	27994	19481	20126	21515	18674	22003	19907	36912	20772	21311	—
			2	156	60/40	10-16	...B12...	17001	28660	33424	29667	22384	22131	23190	20347	23675	22690	38586	22857	23776	—
			2	168	60/40	10-16	...B13...	18051	29710	34473	30718	23433	23212	24239	21396	24727	23740	39635	23962	24881	—
			2	180	60/40	12-20	...B14...	19102	30760	35523	31767	24482	24292	25289	22448	25776	24790	40686	25068	25990	—
			2	192	60/40	12-20	...B15...	21778	36518	41281	37526	28952	28909	27965	26461	28451	29692	44118	29451	30678	—
			2	204	60/40	12-20	...B16...	22893	37636	42399	38643	30068	30055	31145	27579	31794	30808	51174	30624	31850	—
			2	216	60/40	14-22	...B17...	24010	38751	43515	39759	31185	31203	32261	28696	32910	31925	52292	31797	33024	—
			2	240	60/40	14-24	...B18...	26176	40918	45680	41925	33351	33426	34427	30862	35076	34090	54456	34074	35302	—
Ellipse 	1	1	42	30/24	2-4	...E1...	5521	—	—	—	—	—	9199	—	9973	—	—	—	—		
		1	60	30/24	4-6	...E2...	6427	—	—	—	—	—	—	10106	—	10877	—	—	—	—	
		1	72	36/24	6	...E3...	7649	—	—	—	—	—	—	11325	—	12099	10777	—	—	—	
		1	78	39/26	6-8	...E4...	8369	—	—	—	—	—	—	12045	10488	12819	11497	—	—	11970	12329
		1	84	42/28	6-8	...E5...	9139	—	—	—	—	—	—	12816	11257	13588	12267	—	—	12769	13130
		1	90	48/32	6-8	...E6...	10326	17894	19576	18905	12995	13449	14005	12446	14778	13457	26222	13985	14348	—	
		1	96	48/32	6-10	...E7...	10826	18392	20072	19402	13494	13962	14952	12945	15277	14290	26720	14514	14872	—	
		1	108	52/34	8-10	...E8...	11749	19316	20996	20324	14416	14913	15875	13866	16199	15213	27644	15491	15854	—	
		1	120	54/36	8-12	...E9...	13764	21331	23010	22340	16534	17093	17890	17110	18216	17229	29659	17562	17925	—	
		2	2	132	54/36	8-12	...E10...	14755	26412	28093	27420	18907	19522	18880	18100	19205	19334	36339	20144	20683	—
			2	144	54/36	10-14	...E11...	15744	27402	29083	28411	19896	20542	21932	19089	22420	20323	37327	21188	21730	—
			2	156	60/40	10-16	...E12...	17410	29067	33831	30076	22791	22540	23598	20756	24085	23097	38992	23265	24183	—
			2	168	60/40	10-16	...E13...	18466	30124	34888	31132	23847	23627	24654	21813	25141	24154	40049	24377	25298	—
			2	180	60/40	10-16	...E14...	19521	31179	35943	32189	24902	24709	25709	22866	26197	25210	41104	25486	26408	—
			2	192	60/40	12-20	...E15...	22223	36964	41728	37971	29398	29354	28412	26908	28899	30139	44562	29897	31124	—
			2	204	60/40	12-20	...E16...	23344	38084	42850	39093	30519	30505	31595	28028	32245	31260	51627	31075	32303	—
			2	216	60/40	14-22	...E17...	24466	39205	43972	40215	31640	31657	32717	29151	33365	32381	52748	32254	33480	—
			2	240	60/40	14-24	...E18...	26636	41378	46143	42387	33812	33889	34888	31323	35537	34554	54920	34537	35765	—

! IMPORTANT: Edge Shapes: (Please see previous page.)
 Grain direction is along the width dimension (w) on 1-section tops and depth dimension (d) on 2-section tops.
 All top sizes are nominal; actual size may vary by +/-2%.
 Tables will be in multiple sections depending on size; tops may further be in multiple pieces. See listings above.
 < See the Top Options on a previous page for a full range of special top and border treatments that may be applied.
 See the Terms & Options section at the front of the price list for POWER-DATA solutions.



Specify: Product No. & Qty
 Edge Shape
 Tagging
 Metal Finish
 Wood Finish

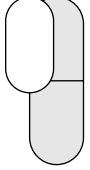
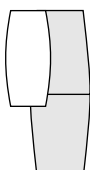
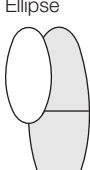
Ø Denotes wire path provided.
 ‡ Requires field sub-assembly.

Prices listed in Wood1 Finishes.



Solid Wood Edge 1.5th
Faux Leather Top (Slex-all colors)
USW1F...



Shape	sections		w	d	Seats	Top Code	Top Only	Coda -Vee	Coda -Wire	Coda -X	Cylinder Ø	Plinth Ø	Ryvlt	Spyda -T	Spyda -X	Spyda -Y	Uffizi -Loop	Zi-A Ø	Zi-D Ø
	pcs																		
Track 	1	1	42	30	2-4	...T1...	4027	—	—	—	—	—	7705	—	8477	—	—	—	—
	1	1	60	30	4-6	...T2...	4507	—	—	—	—	—	8184	—	8958	—	—	—	—
	1	1	72	36	6-8	...T3...	5106	12673	14353	—	—	—	8783	7225	9557	8235	—	—	—
	1	1	78	39	6-8	...T4...	5472	13038	14719	14047	—	—	9148	7591	9921	8599	—	9074	9434
	1	1	84	42	6-8	...T5...	5859	13427	15106	14435	—	—	9536	7979	10311	8987	—	9490	9850
	1	1	90	48	6-8	...T6...	6426	13992	15675	15004	9096	9549	10105	8544	10876	9556	22321	10084	10446
	1	1	96	48	6-12	...T7...	6697	14264	15945	15274	9364	9834	10823	8816	11148	10162	22593	10383	10744
	1	1	108	52	8-12	...T8...	7170	14736	16417	15746	9836	10337	11294	9288	11620	10633	23064	10913	11275
	3	1	120	54	8-14	...T9...	8354	15921	17603	16929	11124	11682	12480	11700	12804	11820	24249	12154	12515
	2	4	132	54	8-14	...T10...	8855	20512	22192	21520	13006	13622	12980	12199	13306	13433	30439	14244	14783
	4	4	144	54	10-16	...T11...	9351	21010	22692	22018	13504	14151	15539	12699	16027	13930	30935	14796	15337
	4	4	156	60	10-18	...T12...	10290	21948	26713	22956	15672	15421	16478	13636	16966	15978	31874	16144	17065
	4	4	168	60	10-18	...T13...	10816	22476	27238	23482	16197	15977	17004	14162	17491	16504	32401	16727	17647
	4	4	180	60	12-20	...T14...	11343	23002	27764	24009	16725	16532	17531	14689	18017	17031	32926	17311	18229
	4	4	192	60	12-20	...T15...	12660	27402	32166	28411	19836	19794	18850	17346	19336	20577	35002	20336	21561
	6	4	204	60	12-20	...T16...	13218	27958	32721	28965	20391	20377	21467	17902	22117	21131	41498	20946	22174
	6	4	216	60	14-22	...T17...	13773	28512	33278	29520	20946	20964	22022	18457	22672	21686	42054	21558	22786
	6	4	240	60	16-26	...T18...	14811	29552	34316	30560	21986	22061	23062	19495	23711	22726	43094	22710	23939
Boat 	1	1	42	30/24	2-4	...B1...	4175	—	—	—	—	—	7851	—	8625	—	—	—	—
	1	1	60	30/24	4-6	...B2...	4652	—	—	—	—	—	8328	—	9103	—	—	—	—
	1	1	72	36/28	6-8	...B3...	5245	—	—	—	—	—	8923	7363	9694	8374	—	—	—
	1	1	78	39/30	6-8	...B4...	5606	—	—	—	—	—	9284	7724	10057	8734	—	9569	9569
	1	1	84	42/30	6-8	...B5...	5990	—	—	—	—	—	9665	8108	10439	9116	—	9980	9980
	1	1	90	48/32	6-8	...B6...	6550	14117	15799	15127	9219	9673	10229	8670	11003	9679	22447	10570	10570
	1	1	96	48/32	6-10	...B7...	6817	14384	16064	15394	9485	9955	10944	8936	11267	10282	22712	10864	10864
	1	1	108	52/34	8-10	...B8...	7284	14850	16531	15859	9951	10450	11409	9403	11734	10748	23178	11387	11387
	3	1	120	54/36	8-12	...B9...	8451	16019	17700	17028	11221	11779	12576	11797	12902	11915	24347	12612	12612
	2	4	132	54/36	8-12	...B10...	8946	20606	22285	21612	13098	13715	13072	12292	13398	13526	30530	14876	14876
	4	4	144	54/36	10-14	...B11...	9442	21099	22780	22106	13593	14241	15627	12788	16116	14020	31023	15426	15426
	4	4	156	60/40	10-16	...B12...	10133	21791	26554	22799	15513	15263	16321	13478	16807	15821	31716	16908	16908
	4	4	168	60/40	10-16	...B13...	10655	22313	27076	23322	16036	15815	16843	14002	17330	16342	32237	17486	17486
	4	4	180	60/40	12-20	...B14...	11177	22835	27598	23844	16557	16366	17364	14523	17851	16865	32760	18064	18064
	4	4	192	60/40	12-20	...B15...	12719	27461	32225	28469	19894	19852	18908	17405	19396	20636	35059	21621	21621
	6	4	204	60/40	12-20	...B16...	13268	28010	32775	29019	20444	20430	21520	17955	22170	21184	41552	22227	22227
	6	4	216	60/40	14-22	...B17...	13822	28561	33324	29569	20995	21011	22071	18505	22720	21734	42102	22833	22833
	6	4	240	60/40	14-24	...B18...	14855	29596	34360	30604	22030	22105	23106	19541	23754	22769	43137	23982	23982
Ellipse 	1	1	42	30/24	2-4	...E1...	4532	—	—	—	—	—	8209	—	8983	—	—	—	—
	1	1	60	30/24	4-6	...E2...	5015	—	—	—	—	—	8691	—	9464	—	—	—	—
	1	1	72	36/24	6	...E3...	5609	—	—	—	—	—	9286	—	10059	8738	—	—	—
	1	1	78	39/26	6-8	...E4...	5978	—	—	—	—	—	9655	8097	10429	9106	—	9579	13544
	1	1	84	42/28	6-8	...E5...	6365	—	—	—	—	—	10042	8483	10815	9493	—	9995	13930
	1	1	90	48/32	6-8	...E6...	6929	14496	16178	15506	9599	10052	10608	9049	11382	10058	22827	10589	14496
	1	1	96	48/32	6-10	...E7...	7203	14768	16451	15778	9871	10342	11328	9321	11654	10667	23097	10890	14768
	1	1	108	52/34	8-10	...E8...	7674	15240	16921	16250	10343	10839	11799	9793	12126	11137	23570	11415	15240
	3	1	120	54/36	8-12	...E9...	8859	16425	18106	17434	11627	12187	12983	12204	13310	12323	24754	12656	16425
	2	4	132	54/36	8-12	...E10...	9358	21016	22696	22024	13510	14127	13484	12704	13808	13938	30941	14747	21016
	4	4	144	54/36	10-14	...E11...	9858	21515	23196	22521	14009	14655	16045	13203	16532	14437	31441	15302	21515
	4	4	156	60/40	10-16	...E12...	10541	22200	26962	23207	15922	15672	16728	13888	17216	16229	32124	16396	22200
	4	4	168	60/40	10-16	...E13...	11069	22729	27490	23735	16451	16229	17258	14415	17744	16757	32654	16981	22729
	4	4	180	60/40	10-16	...E14...	11595	23253	28019	24263	16976	16784	17785	14941	18272	17285	33180	17562	23253
	4	4	192	60/40	12-20	...E15...	13167	27906	32668	28912	20340	20297	19352	17849	19840	21080	35505	20839	27906
	6	4	204	60/40	12-20	...E16...	13721	28462	33226	29471	20896	20884	21972	18408	22621	21637	42003	21452	28462
	6	4	216	60/40	14-22	...E17...	14277	29019	33782	30027	21452	21468	22529	18964	23177	22191	42558	22065	29019
	6	4	240	60/40	14-24	...E18...	15316	30056	34820	31064	22489	22566	23567	20001	24214	23231	43598	23215	30056

! IMPORTANT: Edge Shapes: (Please see previous page.)


Grain direction is along the width dimension (w) on 1-section tops and depth dimension (d) on 2-section tops.

All top sizes are nominal; actual size may vary by +/-2%.

Tables will be in multiple sections depending on size; tops may further be in multiple pieces. See listings above.


< See the Top Options on a previous page for a full range of special top and border treatments that may be applied.

See the Terms & Options section at the front of the price list for POWER-DATA solutions.





Solid Wood Edge 1.5th
 HPL Top (Formica® 949 White)
 USW1H...



Shape	sections		w	d	Seats	Top Code	Top Only	Coda -Vee	Coda -Wire	Coda -X	Cylinder Ø	Plinth Ø	Ryvite	Spyda -T	Spyda -X	Spyda -Y	Uffizi -Loop	Zi-A Ø	Zi-D Ø
	pcs																		
 Circle	1	1	30	Diam	2-3	...C1...	2269	—	—	—	—	—	4109	—	4226	—	—	—	—
	1	1	36	Diam	3-4	...C2...	2742	—	—	—	—	—	4581	—	4829	—	—	—	—
	1	1	42	Diam	3-5	...C3...	3256	—	6337	—	4588	—	5094	—	5340	—	9701	—	—
	1	1	48	Diam	4-6	...C4...	3794	—	6877	—	5179	—	5857	—	6018	—	10238	—	—
	1	1	54	Diam	4-7	...C5...	4387	—	—	—	6179	—	6450	—	6819	—	10833	—	—
	1	1	60	Diam	5-7	...C6...	5054	—	—	—	6847	—	7778	—	7486	—	11499	—	—
	2	2	66	Diam	5-8	...C7...	5745	—	—	—	7842	—	—	—	—	—	—	—	—
	2	2	72	Diam	6-9	...C8...	6531	—	—	—	9126	—	—	—	—	—	—	—	—
 Square	1	1	30	30	2-4	...S1...	1676	—	—	—	—	—	3515	—	3632	—	—	—	—
	1	1	36	36	4	...S2...	1960	—	—	—	—	—	3799	—	4044	—	—	—	—
	1	1	42	42	4	...S3...	2276	—	5358	—	—	3817	4115	—	4361	—	8721	—	—
	1	1	48	48	4-8	...S4...	2635	—	5718	—	—	4243	4698	—	4861	—	9082	—	—
	1	1	54	54	4-8	...S5...	3025	—	—	—	—	4732	—	—	5457	—	9471	—	—
	1	1	60	60	4-8	...S6...	3451	—	—	—	—	5259	—	—	5881	—	9894	—	—
 Rectangle	1	1	42	30	4	...R1...	2359	—	—	—	—	—	6034	—	6808	—	—	—	—
	1	1	60	30	4-6	...R2...	2883	—	—	—	—	—	6562	—	7334	—	—	—	—
	1	1	72	36	4-6	...R3...	3503	11068	12747	12078	—	—	7179	5621	7953	6631	—	—	—
	1	1	78	39	6-8	...R4...	3864	11430	13111	12439	—	—	7541	5983	8314	6992	—	7466	7826
	1	1	84	42	6-8	...R5...	4243	11809	13490	12819	—	—	7922	6362	8695	7372	—	7873	8235
	1	1	90	48	6-8	...R6...	4793	12359	14042	13370	7463	7916	8472	6912	9245	7923	20691	8451	8813
	1	1	96	48	6-12	...R7...	5059	12625	14306	13635	7726	8196	9185	7177	9508	8525	20953	8745	9106
	1	1	108	48	8-12	...R8...	5536	13102	14783	14112	8204	8702	9660	7655	9986	8999	21431	9278	9640
	1	1	120	52	8-14	...R9...	6404	13972	15651	14980	9173	9733	10530	9749	10855	9866	22300	10203	10565
	2	2	132	52	8-14	...R10...	6907	18563	20245	19573	11059	11675	11033	10253	11357	11486	28490	12296	12836
	2	2	144	52	10-16	...R11...	7408	19065	20748	20072	11559	12206	13594	10753	14083	11987	28991	12853	13393
	2	2	156	56	10-18	...R12...	8122	19781	24544	20787	13502	13253	14308	11468	14796	13809	29707	13976	14895
	2	2	168	56	10-18	...R13...	8647	20305	25068	21311	14029	13806	14834	11993	15322	14335	30230	14557	15477
	2	2	180	56	12-20	...R14...	9173	20831	25595	21841	14554	14362	15362	12519	15849	14862	30756	15140	16061
	2	2	192	60	12-20	...R15...	10349	25089	29854	26097	17523	17483	16536	15035	17025	18263	32690	18023	19250
	2	2	204	60	12-20	...R16...	10899	25641	30405	26650	18073	18061	19150	15585	19799	18815	39181	18630	19856
	2	2	216	60	14-22	...R17...	11450	26191	30956	27201	18623	18642	19703	16136	20349	19365	39731	19238	20463
	2	2	240	60	16-26	...R18...	12501	27241	32006	28249	19676	19752	20752	17186	21400	20415	40783	20400	21628
 Video	1	1	78	39/26	5-7	...V1...	4236	—	—	—	—	—	7912	6353	8685	7363	—	—	—
	1	1	84	42/28	5-7	...V2...	4631	—	—	—	—	—	8309	6749	9082	7758	—	—	—
	1	1	90	48/36	5-7	...V3...	5197	12763	14444	13773	7866	—	8873	7316	9647	8324	21092	8855	9217
	1	1	96	48/36	5-9	...V4...	5475	13041	14722	14050	8144	—	9600	7594	9925	8939	21369	9162	9521
	1	1	108	48/36	7-9	...V5...	5967	13534	15216	14545	8637	—	10094	8087	10419	9433	21863	9712	10072
	1	1	120	52/40	7-11	...V6...	6889	14457	16136	15464	9658	10216	11013	10234	11339	10352	22784	10687	11047
	2	2	132	52/40	7-11	...V7...	7407	19063	20745	20070	11558	12172	11530	10752	11856	11986	28990	12795	13336
	2	2	144	52/40	9-13	...V8...	7923	19579	21262	20587	12074	12719	14110	11267	14596	12501	29507	13368	13908
	2	2	156	56/44	9-15	...V9...	8614	20271	25036	21279	13994	13744	14802	11959	15288	14302	30198	14468	15388
	2	2	168	56/44	9-15	...V10...	9157	20813	25576	21821	14536	14317	15342	12501	15830	14844	30739	15067	15985
	2	2	180	56/44	9-15	...V11...	9694	21355	26116	22362	15076	14883	15884	13041	16370	15383	31278	15663	16582
	2	2	192	60/44	11-18	...V12...	10957	25698	30463	26706	18132	18090	17146	15643	17633	18874	33297	18632	19857
	2	2	204	60/44	11-18	...V13...	11524	26264	31027	27271	18699	18684	19772	16208	20424	19437	39804	19252	20481
	2	2	216	60/44	13-20	...V14...	12087	26830	31594	27838	19264	19280	20340	16774	20989	20004	40372	19877	21102
	2	2	240	60/44	13-22	...V15...	13155	27895	32660	28904	20329	20405	21405	17840	22054	21069	41436	21054	22282

Edge Shapes:



! IMPORTANT:


Wood grain direction is along the width dimension (w) on 1-section tops and depth dimension (d) on 2-section tops.

All top sizes are nominal; actual size may vary by +/-2%.

Tables will be in multiple sections depending on size; tops may further be in multiple pieces. See listings above.

< See the Top Options on a previous page for a full range of special top and border treatments that may be applied.


See the Terms & Options section at the front of the price list for POWER-DATA solutions.



Specify: Product No. & Qty
 Edge Shape
 Tagging
 Metal Finish
 Wood Finish

Ø Denotes wire path provided.
 ‡ Requires field sub-assembly.

Prices listed in Wood1 Finishes.



Solid Wood Edge 1.5th
Marble Top (Carrara Marble)
USW1M...



Shape	sections		w	d	Seats	Top Code	Top Only	Coda -Vee	Coda -Wire	Coda -X	Cylinder Ø	Plinth Ø	Ryvit	Spyda -T	Spyda -X	Spyda -Y	Uffizi -Loop	Zi-A Ø	Zi-D Ø	
	pcs																			
 Circle	1	1	30	Diam	3-4	...C1...	—	—	—	—	—	—	—	—	—	—	—	—	—	
		1	36	Diam	3-4	...C2...	—	—	—	—	—	—	—	—	—	—	—	—	—	—
		1	42	Diam	3-5	...C3...	—	—	—	—	—	—	—	—	—	—	—	—	—	—
		1	48	Diam	4-6	...C4...	—	—	—	—	—	—	—	—	—	—	—	—	—	—
		1	54	Diam	4-7	...C5...	—	—	—	—	—	—	—	—	—	—	—	—	—	—
		1	60	Diam	5-7	...C6...	—	—	—	—	—	—	—	—	—	—	—	—	—	—
	2	1	66	Diam	5-8	...C7...	—	—	—	—	—	—	—	—	—	—	—	—	—	—
		1	72	Diam	6-9	...C8...	—	—	—	—	—	—	—	—	—	—	—	—	—	—
 Square	1	1	30	30	2-4	...S1...	4115	—	—	—	—	—	5954	—	6072	—	—	—	—	
		1	36	36	4	...S2...	4334	—	—	—	—	—	—	6174	—	6421	—	—	—	—
		1	42	42	4	...S3...	4985	—	8067	—	—	—	6525	6822	—	7069	—	—	—	—
		1	48	48	4-8	...S4...	5676	—	8757	—	—	—	7282	7738	—	7899	—	—	—	—
		1	54	54	4-8	...S5...	6393	—	—	—	—	—	8102	—	—	8826	—	—	—	—
		1	60	60	4-8	...S6...	7149	—	—	—	—	—	8958	—	—	9581	—	—	—	—
 Rectangle	1	1	42	30	4	...R1...	6397	—	—	—	—	—	10076	—	10847	—	—	—	—	
		1	60	30	4-6	...R2...	6723	—	—	—	—	—	—	10402	—	11174	—	—	—	—
		1	72	36	4-6	...R3...	7176	—	16424	15751	—	—	—	10853	9294	11626	10302	—	—	—
		1	78	39	6-8	...R4...	7455	—	16701	16030	—	—	—	11132	9573	11905	10583	—	11056	11415
		1	84	42	6-8	...R5...	7752	15318	17000	16329	—	—	—	11430	9871	12202	10881	—	11383	11742
		1	90	48	6-8	...R6...	8205	15771	17454	16780	10871	11327	11882	10323	12655	11333	24099	11863	12224	
		1	96	48	6-12	...R7...	8598	16165	17846	17174	11265	11736	12722	10717	13048	12063	24493	12285	12646	
		1	108	48	8-12	...R8...	9333	16899	18581	17908	12001	12499	13459	11451	13784	12798	25229	13076	13438	
		1	120	52	8-14	...R9...	10314	17878	19561	18888	13083	13641	14438	13659	14764	13776	26209	14112	14472	
		2	2	132	52	8-14	...R10...	11073	22731	24412	23739	15225	15840	15197	14417	15524	15651	32656	16461	17001
			2	144	52	10-16	...R11...	11833	23491	25171	24497	15984	16631	18018	15179	18507	16411	33414	17276	17817
			2	156	56	10-18	...R12...	13104	24763	29527	25771	18485	18235	19292	16451	19781	18793	34688	18960	19879
			2	168	56	10-18	...R13...	13889	25546	30312	26554	19270	19049	20076	17234	20563	19577	35472	19799	20721
			2	180	56	12-20	...R14...	14674	26331	31094	27337	20055	19862	20860	18017	21347	20361	36257	20639	21558
			2	192	60	12-20	...R15...	16043	30784	35548	31791	23219	23175	22232	20728	22719	23959	38383	23718	24944
			2	204	60	12-20	...R16...	16853	31592	36354	32600	24026	24012	25101	21538	25751	24765	45133	24581	25808
			2	216	60	14-22	...R17...	17660	32401	37164	33408	24836	24850	25910	22344	26560	25574	45941	25447	26672
			2	240	60	16-26	...R18...	19225	33965	38731	34974	26400	26477	27476	23911	28125	27142	47507	27124	28353
 Video	1	1	78	39/26	5-7	...V1...	7567	—	—	—	—	—	11245	9685	12017	10694	—	—	—	
		1	84	42/28	5-7	...V2...	7871	—	—	—	—	—	—	11549	9990	12321	10998	—	—	—
		1	90	48/36	5-7	...V3...	8327	—	17575	16903	10995	—	—	12006	10446	12776	11455	24221	—	—
		1	96	48/36	5-9	...V4...	8727	—	17975	17302	11395	—	—	12853	10845	13176	12191	24623	—	—
		1	108	48/36	7-9	...V5...	9466	—	18714	18042	12135	—	—	13592	11585	13918	12931	25362	—	—
		1	120	52/40	7-11	...V6...	10452	18017	19699	19028	13223	13779	14578	13799	14902	13917	26348	14250	14611	
		2	2	132	52/40	7-11	...V7...	11219	22876	24557	23884	15370	15985	15342	14563	15669	15796	32801	16607	17147
			2	144	52/40	9-13	...V8...	11984	23640	25325	24649	16136	16782	18170	15330	18659	16563	33568	17429	17969
			2	156	56/44	9-15	...V9...	13260	24920	29683	25928	18642	18391	19450	16607	19936	18948	34843	19116	20034
			2	168	56/44	9-15	...V10...	14050	25709	30472	26717	19432	19212	20238	17398	20726	19739	35633	19963	20881
			2	180	56/44	9-15	...V11...	14840	26499	31263	27506	20223	20030	21029	18187	21515	20528	36425	20808	21728
			2	192	60/44	11-18	...V12...	16217	30957	35719	31964	23391	23348	22403	20901	22890	24129	38557	23889	25116
			2	204	60/44	11-18	...V13...	17030	31771	36535	32778	24206	24190	25280	21715	25931	24944	45311	24759	25988
			2	216	60/44	13-20	...V14...	17845	32585	37350	33593	25018	25036	26095	22530	26744	25758	46125	25631	26857
			2	240	60/44	13-22	...V15...	19417	34157	38920	35165	26592	26665	27667	24100	28317	27331	47699	27317	25889

Edge Shapes:



! IMPORTANT:


Wood grain direction is along the width dimension (w) on 1-section tops and depth dimension (d) on 2-section tops.

All top sizes are nominal; actual size may vary by +/-2%.

Tables will be in multiple sections depending on size; tops may further be in multiple pieces. See listings above.

< See the Top Options on a previous page for a full range of special top and border treatments that may be applied.


See the Terms & Options section at the front of the price list for POWER-DATA solutions.



Specify: Product No. & Qty
Edge Shape
Tagging
Metal Finish
Wood Finish

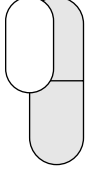
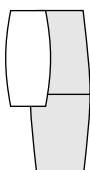
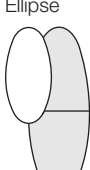
Ø Denotes wire path provided.
‡ Requires field sub-assembly.

Prices listed in Wood1 Finishes.



Solid Wood Edge 1.5th
Marble Top (Carrara Marble)
USW1M...



Shape	sections		w	d	Seats	Top Code	Top Only	Coda -Vee	Coda -Wire	Coda -X	Cylinder Ø	Plinth Ø	Ryvite	Spyda -T	Spyda -X	Spyda -Y	Uffizi -Loop	Zi-A Ø	Zi-D Ø		
	pcs																				
Track 	1	1	42	30	2-4	...T1...	7139	—	—	—	—	—	—	10815	—	11589	—	—	—		
	1	1	60	30	4-6	...T2...	8953	—	—	—	—	—	—	12629	—	13403	—	—	—		
	1	1	72	36	6-8	...T3...	11505	19072	20753	—	—	—	—	15183	13623	15955	14634	—	—		
	1	1	78	39	6-8	...T4...	12982	20550	22230	21557	—	—	—	16659	15101	17433	16110	—	16583	16944	
	1	1	84	42	6-8	...T5...	14568	22135	23818	23145	—	—	—	18247	16687	19020	17698	—	18199	18560	
	1	1	90	48	6-8	...T6...	17093	24659	26340	25668	19761	20213	20770	19212	21543	20221	32987	20751	21111		
	1	1	96	48	6-12	...T7...	18073	25641	27322	26651	20742	21212	22200	20194	22524	21539	33969	21761	22120		
	2	108	52	8-12	...T8...	19967	27534	29214	28542	—	23134	—	—	—	—	—	35862	23710	24070		
	3	120	54	8-14	...T9...	23760	31326	33007	32335	—	27088	—	—	—	—	—	39656	27559	27921		
	2	4	132	54	8-14	...T10...	25799	37459	39139	38466	—	30569	—	—	—	—	47384	31189	31729		
	4	144	54	10-16	...T11...	27839	39497	41179	40505	—	32637	—	—	—	—	—	49423	33285	33825		
	4	156	60	10-18	...T12...	31858	43515	48279	44523	—	36986	—	—	—	—	—	53441	37711	38629		
	4	168	60	10-18	...T13...	34042	45701	50463	46707	—	39202	—	—	—	—	—	55625	39952	40874		
	4	180	60	12-20	...T14...	36229	47886	52651	48894	—	41419	—	—	—	—	—	57812	42195	43117		
	4	192	60	12-20	...T15...	41100	55841	60607	56849	—	48233	—	—	—	—	—	63441	48776	50003		
	6	204	60	12-20	...T16...	43434	58175	62940	59183	—	50595	—	—	—	—	—	71716	51165	52392		
	6	216	60	14-22	...T17...	45768	60507	65274	61517	—	52959	—	—	—	—	—	74050	53557	54782		
	6	240	60	16-26	...T18...	50362	65102	69864	66109	—	57612	—	—	—	—	—	78642	58260	59488		
Boat 	1	1	42	30/24	2-4	...B1...	7286	—	—	—	—	—	—	10962	—	11737	—	—	—		
	1	1	60	30/24	4-6	...B2...	9097	—	—	—	—	—	—	12773	—	13548	—	—	—		
	1	1	72	36/28	6-8	...B3...	11643	—	—	—	—	—	—	15321	13761	16093	14771	—	—		
	1	1	78	39/30	6-8	...B4...	13116	—	—	—	—	—	—	—	16795	15235	17567	16245	—	16717	17079
	1	1	84	42/30	6-8	...B5...	14698	—	—	—	—	—	—	—	18375	16817	19149	17825	—	18330	18689
	1	1	90	48/32	6-8	...B6...	17216	24783	26463	25792	19884	20339	20893	19335	21667	20344	33111	20873	21237		
	1	1	96	48/32	6-10	...B7...	18193	25759	27442	26770	20861	21331	22318	20312	22645	21658	34089	21879	22241		
	2	108	52/34	8-10	...B8...	20084	27649	29329	28657	—	23249	—	—	—	—	—	35978	23825	24185		
	3	120	54/36	8-12	...B9...	23856	31422	33105	32432	—	27184	—	—	—	—	—	39750	27653	28018		
	2	4	132	54/36	8-12	...B10...	25891	37551	39230	38558	—	30660	—	—	—	—	47475	31281	31820		
	4	144	54/36	10-14	...B11...	27927	39585	41267	40592	—	32724	—	—	—	—	—	49511	33372	33913		
	4	156	60/40	10-16	...B12...	31700	43357	48122	44365	—	36831	—	—	—	—	—	53285	37554	38473		
	4	168	60/40	10-16	...B13...	33883	45540	50302	46549	—	39042	—	—	—	—	—	55466	39793	40711		
	4	180	60/40	12-20	...B14...	36063	47720	52484	48729	—	41251	—	—	—	—	—	57646	42029	42949		
	4	192	60/40	12-20	...B15...	41160	55900	60664	56907	—	48292	—	—	—	—	—	63500	48834	50062		
	6	204	60/40	12-20	...B16...	43488	58228	62992	59236	—	50649	—	—	—	—	—	71768	51217	52446		
	6	216	60/40	14-22	...B17...	45818	60557	65321	61565	—	53007	—	—	—	—	—	74098	53605	54829		
	6	240	60/40	14-24	...B18...	50405	65146	69909	66153	—	57654	—	—	—	—	—	78686	58304	59531		
Ellipse 	1	1	42	30/24	2-4	...E1...	7642	—	—	—	—	—	—	11319	—	12094	—	—	—		
	1	1	60	30/24	4-6	...E2...	9455	—	—	—	—	—	—	13133	—	13908	—	—	—		
	1	1	72	36/24	6	...E3...	12011	—	—	—	—	—	—	15685	—	16460	15136	—	—		
	1	1	78	39/26	6-8	...E4...	13486	—	—	—	—	—	—	17162	15604	17936	16613	—	17089	17448	
	1	1	84	42/28	6-8	...E5...	15074	—	—	—	—	—	—	18752	17191	19523	18200	—	18704	19063	
	1	1	90	48/32	6-8	...E6...	17595	25163	26844	26172	20264	20720	21273	19713	22046	20724	33492	21253	21615		
	1	1	96	48/32	6-10	...E7...	18579	26144	27825	27153	21246	21715	22703	20697	23029	22042	34473	22264	22626		
	2	108	52/34	8-10	...E8...	20471	28037	29719	29048	—	23637	—	—	—	—	—	36367	24213	24576		
	3	120	54/36	8-12	...E9...	24264	31831	33511	32838	—	27591	—	—	—	—	—	40159	28062	28422		
	2	4	132	54/36	8-12	...E10...	26303	37961	39642	38970	—	31072	—	—	—	—	47886	31693	32232		
	4	144	54/36	10-14	...E11...	28345	40002	41681	41009	—	33141	—	—	—	—	—	49927	33787	34328		
	4	156	60/40	10-16	...E12...	32109	43765	48531	44773	—	37238	—	—	—	—	—	53692	37963	38882		
	4	168	60/40	10-16	...E13...	34295	45952	50719	46961	—	39456	—	—	—	—	—	55879	40206	41126		
	4	180	60/40	10-16	...E14...	36481	48141	52903	49147	—	41671	—	—	—	—	—	58066	42449	43369		
	4	192	60/40	12-20	...E15...	41608	56348	61111	57354	—	48737	—	—	—	—	—	63949	49280	50508		
	6	204	60/40	12-20	...E16...	43938	58680	63442	59687	—	51098	—	—	—	—	—	72221	51669	52895		
	6	216	60/40	14-22	...E17...	46272	61014	65776	62020	—	53464	—	—	—	—	—	74553	54060	55285		
	6	240	60/40	14-24	...E18...	50867	65607	70370	66615	—	58116	—	—	—	—	—	79147	58766	59991		

! IMPORTANT: Edge Shapes: (Please see previous page.)


Grain direction is along the width dimension (w) on 1-section tops and depth dimension (d) on 2-section tops.


All top sizes are nominal; actual size may vary by +/-2%.

Tables will be in multiple sections depending on size; tops may further be in multiple pieces. See listings above.

< See the Top Options on a previous page for a full range of special top and border treatments that may be applied.

See the Terms & Options section at the front of the price list for POWER-DATA solutions.





Solid Wood Edge 1.5th
 Quartz Top: Cambria® standard colors*
 USW1Q...



Shape	sections		w	d	Seats	Top Code	Top Only	Coda -Vee	Coda -Wire	Coda -X	Cylinder Ø	Plinth Ø	Ryvlt	Spyda -T	Spyda -X	Spyda -Y	Uffizi -Loop	Zi-A Ø	Zi-D Ø	
	pcs																			
<p>Circle</p>	1	1	30	Diam	2-3	...C1...	3851	—	—	—	—	—	5689	—	5809	—	—	—	—	
	1	1	36	Diam	3-4	...C2...	5022	—	—	—	—	—	6862	—	7109	—	—	—	—	
	1	1	42	Diam	3-5	...C3...	6360	—	9442	—	7692	—	8198	—	8444	—	12803	—	—	
	1	1	48	Diam	4-6	...C4...	7848	—	10930	—	9231	—	9909	—	10072	—	14293	—	—	
	2	2	54	Diam	4-7	...C5...	9516	—	—	—	11310	—	11581	—	11949	—	15961	—	—	
	2	2	60	Diam	5-7	...C6...	11387	—	—	—	13181	—	14112	—	13818	—	17833	—	—	
	2	2	66	Diam	5-8	...C7...	13408	—	—	—	15505	—	—	—	—	—	—	—	—	
	2	2	72	Diam	6-9	...C8...	15650	—	—	—	18246	—	—	—	—	—	—	—	—	
<p>Square</p>	1	1	30	30	2-4	...S1...	3260	—	—	—	—	—	5098	—	5216	—	—	—	—	
	1	1	36	36	4	...S2...	4238	—	—	—	—	—	6077	—	6323	—	—	—	—	
	1	1	42	42	4	...S3...	5380	—	8462	—	—	6922	7219	—	7466	—	11825	—	—	
	1	1	48	48	4-8	...S4...	6690	—	9773	—	—	8297	8753	—	8915	—	13137	—	—	
	1	1	54	54	4-8	...S5...	8154	—	—	—	—	9863	—	—	10587	—	14601	—	—	
	1	1	60	60	4-8	...S6...	9781	—	—	—	—	11591	—	—	12216	—	16227	—	—	
<p>Rectangle</p>	1	1	42	30	4	...R1...	4575	—	—	—	—	—	8253	—	9025	—	—	—	—	
	1	1	60	30	4-6	...R2...	6051	—	—	—	—	—	9728	—	10502	—	—	—	—	
	1	1	72	36	4-6	...R3...	8063	15627	17311	16638	—	—	11740	10180	12513	11191	—	—	—	
	1	1	78	39	6-8	...R4...	9217	16782	18464	17791	—	—	12892	11335	13666	12344	—	12818	13176	
	1	1	84	42	6-8	...R5...	10451	18016	19698	19026	—	—	14129	12569	14901	13579	—	14081	14440	
	1	1	90	48	6-8	...R6...	12396	19963	21642	20971	15064	15517	16073	14515	16846	15524	28292	16052	16413	
	1	1	96	48	6-12	...R7...	13167	20731	22415	21740	15833	16303	17290	15283	17616	16629	29060	16853	17212	
	2	2	108	48	8-12	...R8...	14655	22222	23904	23232	—	17821	—	—	—	—	30550	18398	18760	
	3	3	120	52	8-14	...R9...	17381	24948	26629	25958	—	20708	—	—	—	—	33278	21181	21541	
	2	4	132	52	8-14	...R10...	18980	30639	32319	31647	—	23749	—	—	—	—	40564	24369	24909	
	4	4	144	52	10-16	...R11...	20582	32239	33922	33249	—	25382	—	—	—	—	42165	26027	26568	
	4	4	156	56	10-18	...R12...	23491	35147	39913	36155	—	28621	—	—	—	—	45074	29345	30263	
	4	4	168	56	10-18	...R13...	25199	36857	41620	37865	—	30358	—	—	—	—	46782	31108	32029	
	4	4	180	56	12-20	...R14...	26907	38565	43329	39574	—	32097	—	—	—	—	48489	32875	33794	
	4	4	192	60	12-20	...R15...	30615	45356	50120	46364	—	37746	—	—	—	—	52955	38288	39517	
	6	6	204	60	12-20	...R16...	32432	47173	51936	48180	—	39592	—	—	—	—	60713	40161	41390	
	6	6	216	60	14-22	...R17...	34250	48991	53753	49998	—	41441	—	—	—	—	62530	42036	43262	
	6	6	240	60	16-26	...R18...	37835	52574	57339	53582	—	45084	—	—	—	—	66117	45734	46961	
<p>Video</p>	1	1	78	39/26	5-7	...V1...	9587	—	—	—	—	—	13263	11705	14036	12714	—	—	—	
	1	1	84	42/28	5-7	...V2...	10837	—	—	—	—	—	—	14515	12955	15287	13963	—	—	—
	1	1	90	48/36	5-7	...V3...	12796	20363	22043	21371	15464	—	—	16473	14913	17246	15923	28691	16454	16816
	1	1	96	48/36	5-9	...V4...	13582	21147	22829	22157	16250	—	—	—	—	—	—	30984	18829	19191
	2	2	108	48/36	7-9	...V5...	15088	22653	24334	23663	—	—	—	—	—	—	—	30984	18829	19191
	3	3	120	52/40	7-11	...V6...	17867	25431	27115	26442	—	21194	—	—	—	—	—	33763	21666	22027
	2	4	132	52/40	7-11	...V7...	19482	31138	32821	32147	—	24249	—	—	—	—	—	41066	24871	25412
	4	4	144	52/40	9-13	...V8...	21097	32753	34435	33763	—	25895	—	—	—	—	—	42680	26542	27082
	4	4	156	56/44	9-15	...V9...	23982	35641	40404	36648	—	29113	—	—	—	—	—	45566	29837	30755
	4	4	168	56/44	9-15	...V10...	25704	37364	42128	38371	—	30865	—	—	—	—	—	47290	31617	32536
	4	4	180	56/44	9-15	...V11...	27429	39088	43850	40095	—	32619	—	—	—	—	—	49010	33396	34316
	4	4	192	60/44	11-18	...V12...	31222	45964	50727	46972	—	38355	—	—	—	—	—	53563	38896	40124
	6	6	204	60/44	11-18	...V13...	33055	47796	52561	48804	—	40216	—	—	—	—	—	61336	40786	42012
	6	6	216	60/44	13-20	...V14...	34888	49630	54392	50637	—	42079	—	—	—	—	—	63169	42676	43901
	6	6	240	60/44	13-22	...V15...	38488	53230	57993	54237	—	45738	—	—	—	—	—	66768	46387	47615

Edge Shapes:



! IMPORTANT:


Wood grain direction is along the width dimension (w) on 1-section tops and depth dimension (d) on 2-section tops.


All top sizes are nominal; actual size may vary by +/-2%.

Tables will be in multiple sections depending on size; tops may further be in multiple pieces. See listings above.

< See the Top Options on a previous page for a full range of special top and border treatments that may be applied.

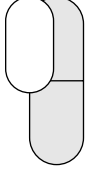
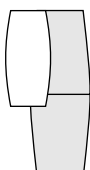
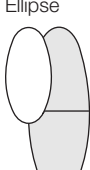
See the Terms & Options section at the front of the price list for POWER-DATA solutions.





Solid Wood Edge 1.5th
 Quartz Top: Cambria® standard colors*
 USW1Q...



Shape	sections		w	d	Seats	Top Code	Top Only	Coda -Vee	Coda -Wire	Coda -X	Cylinder Ø	Plinth Ø	Ryvite	Spyda -T	Spyda -X	Spyda -Y	Uffizi -Loop	Zi-A Ø	Zi-D Ø
	pcs																		
Track 	1	1	42	30	2-4	...T1...	6145	—	—	—	—	—	9823	—	10596	—	—	—	—
	1	1	60	30	4-6	...T2...	7534	—	—	—	—	—	11210	—	11986	—	—	—	—
	1	1	72	36	6-8	...T3...	9464	17030	18711	—	—	—	13141	11583	13915	12593	—	—	—
	1	1	78	39	6-8	...T4...	10587	18154	19834	19162	—	—	14264	12707	15038	13715	—	14188	14549
	1	1	84	42	6-8	...T5...	11793	19359	21038	20367	—	—	15469	13912	16243	14920	—	15422	15782
	1	1	90	48	6-8	...T6...	13690	21255	22938	22266	16359	16812	17369	15808	18140	16819	29586	17348	17708
	1	1	96	48	6-12	...T7...	14445	22012	23693	23022	17113	17583	18572	16564	18895	17908	30342	18132	18493
	2	108	52	8-12	...T8...	15886	23452	25134	24462	—	19052	—	—	—	—	—	31782	19628	19991
	3	120	54	8-14	...T9...	18847	26412	28093	27421	—	22174	—	—	—	—	—	34742	22645	23005
	2	4	132	54	8-14	...T10...	20395	32052	33734	33059	—	25163	—	—	—	—	41977	25783	26324
	4	144	54	10-16	...T11...	21942	33600	35282	34610	—	26742	—	—	—	—	—	43526	27387	27927
	4	156	60	10-18	...T12...	24978	36637	41399	37643	—	30109	—	—	—	—	—	46559	30833	31752
	4	168	60	10-18	...T13...	26634	38294	43058	39302	—	31795	—	—	—	—	—	48219	32546	33466
	4	180	60	12-20	...T14...	28293	39949	44712	40958	—	33481	—	—	—	—	—	49875	34259	35177
	4	192	60	12-20	...T15...	32031	46771	51536	47781	—	39163	—	—	—	—	—	54371	39705	40931
	6	204	60	12-20	...T16...	33798	48537	53301	49546	—	40958	—	—	—	—	—	62078	41527	42753
	6	216	60	14-22	...T17...	35563	50302	55068	51310	—	42753	—	—	—	—	—	63845	43349	44577
	6	240	60	16-26	...T18...	39024	53764	58528	54771	—	46273	—	—	—	—	—	67305	46922	48150
Boat 	1	1	42	30/24	2-4	...B1...	6293	—	—	—	—	—	9970	—	10744	—	—	—	—
	1	1	60	30/24	4-6	...B2...	7679	—	—	—	—	—	11355	—	12129	—	—	—	—
	1	1	72	36/28	6-8	...B3...	9603	—	—	—	—	—	13282	11722	14053	12732	—	—	—
	1	1	78	39/30	6-8	...B4...	10722	—	—	—	—	—	14400	12840	15171	13851	—	14323	14682
	1	1	84	42/30	6-8	...B5...	11922	—	—	—	—	—	15597	14040	16371	15049	—	15553	15912
	1	1	90	48/32	6-8	...B6...	13813	21381	23062	22391	16483	16938	17491	15933	18265	16943	29710	17471	17834
	1	1	96	48/32	6-10	...B7...	14565	22131	23812	23142	17233	17702	18690	16684	19016	18030	30460	18251	18611
	2	108	52/34	8-10	...B8...	16000	23567	25247	24576	—	19165	—	—	—	—	—	31895	19741	20103
	3	120	54/36	8-12	...B9...	18944	26512	28192	27520	—	22272	—	—	—	—	—	34840	22742	23105
	2	4	132	54/36	8-12	...B10...	20487	32146	33828	33153	—	25256	—	—	—	—	42072	25877	26417
	4	144	54/36	10-14	...B11...	22031	33689	35372	34697	—	26830	—	—	—	—	—	43615	27476	28018
	4	156	60/40	10-16	...B12...	24820	36479	41242	37487	—	29951	—	—	—	—	—	46403	30675	31594
	4	168	60/40	10-16	...B13...	26472	38131	42895	39139	—	31632	—	—	—	—	—	48057	32384	33302
	4	180	60/40	12-20	...B14...	28125	39784	44548	40791	—	33315	—	—	—	—	—	49709	34091	35012
	4	192	60/40	12-20	...B15...	32089	46830	51596	47840	—	39222	—	—	—	—	—	54429	39765	40990
	6	204	60/40	12-20	...B16...	33849	48591	53354	49599	—	41011	—	—	—	—	—	62131	41581	42805
	6	216	60/40	14-22	...B17...	35612	50352	55115	51360	—	42801	—	—	—	—	—	63894	43399	44624
	6	240	60/40	14-24	...B18...	39067	53808	58571	54816	—	46316	—	—	—	—	—	67349	46967	48193
Ellipse 	1	1	42	30/24	2-4	...E1...	6651	—	—	—	—	—	10326	—	11100	—	—	—	—
	1	1	60	30/24	4-6	...E2...	8041	—	—	—	—	—	11718	—	12490	—	—	—	—
	1	1	72	36/24	6	...E3...	9967	—	—	—	—	—	13645	—	14417	13096	—	—	—
	1	1	78	39/26	6-8	...E4...	11093	—	—	—	—	—	14768	13211	15542	14220	—	14694	15052
	1	1	84	42/28	6-8	...E5...	12297	—	—	—	—	—	15975	14415	16746	15425	—	15927	16286
	1	1	90	48/32	6-8	...E6...	14193	21761	23443	22769	16861	17316	17872	16312	18645	17321	30089	17851	18215
	1	1	96	48/32	6-10	...E7...	14952	22517	24200	23525	17618	18089	19076	17070	19402	18415	30846	18638	18997
	2	108	52/34	8-10	...E8...	16391	23957	25637	24965	—	19554	—	—	—	—	—	32285	20130	20494
	3	120	54/36	8-12	...E9...	19349	26917	28597	27925	—	22677	—	—	—	—	—	35246	23148	23510
	2	4	132	54/36	8-12	...E10...	20899	32559	34238	33566	—	25668	—	—	—	—	42484	26289	26828
	4	144	54/36	10-14	...E11...	22448	34104	35787	35113	—	27246	—	—	—	—	—	44032	27893	28432
	4	156	60/40	10-16	...E12...	25230	36890	41651	37897	—	30360	—	—	—	—	—	46813	31084	32003
	4	168	60/40	10-16	...E13...	26887	38545	43311	39554	—	32047	—	—	—	—	—	48472	32799	33718
	4	180	60/40	10-16	...E14...	28544	40203	44966	41211	—	33734	—	—	—	—	—	50127	34510	35432
	4	192	60/40	12-20	...E15...	32535	47275	52039	48283	—	39668	—	—	—	—	—	54874	40209	41436
	6	204	60/40	12-20	...E16...	34302	49043	53807	50050	—	41463	—	—	—	—	—	62583	42031	43259
	6	216	60/40	14-22	...E17...	36068	50810	55572	51817	—	43259	—	—	—	—	—	64350	43857	45081
	6	240	60/40	14-24	...E18...	39527	54268	59031	55277	—	46779	—	—	—	—	—	67810	47427	48655

! IMPORTANT: Edge Shapes: (Please see previous page.)


Grain direction is along the width dimension (w) on 1-section tops and depth dimension (d) on 2-section tops.

All top sizes are nominal; actual size may vary by +/-2%.

Tables will be in multiple sections depending on size; tops may further be in multiple pieces. See listings above.

< See the Top Options on a previous page for a full range of special top and border treatments that may be applied.

See the Terms & Options section at the front of the price list for POWER-DATA solutions.





Solid Wood Edge 1.5th

Wood1 Top (all colors)

USW1W...



Shape	sections		w	d	Seats	Top Code	Top Only	Coda -Vee	Coda -Wire	Coda -X	Cylinder Ø	Plinth Ø	Ryvite	Spyda -T	Spyda -X	Spyda -Y	Uffizi -Loop	Zi-A Ø	Zi-D Ø
	pcs																		
<p>Circle</p>	1	1	30	Diam	2-3	...C1...	2249	—	—	—	—	—	4087	—	4205	—	—	—	—
	1	1	36	Diam	3-4	...C2...	2715	—	—	—	—	—	4553	—	4801	—	—	—	—
	1	1	42	Diam	3-5	...C3...	3217	—	6301	—	4550	—	5055	—	5302	—	9661	—	—
	1	1	48	Diam	4-6	...C4...	3745	—	6828	—	5131	—	5809	—	5968	—	10191	—	—
	1	1	54	Diam	4-7	...C5...	4326	—	—	—	6118	—	6389	—	6755	—	10770	—	—
	1	1	60	Diam	5-7	...C6...	4976	—	—	—	6771	—	7700	—	7409	—	11421	—	—
	2	2	66	Diam	5-8	...C7...	5652	—	—	—	7748	—	—	—	—	—	—	—	—
	2	2	72	Diam	6-9	...C8...	6420	—	—	—	9015	—	—	—	—	—	—	—	—
<p>Square</p>	1	1	30	30	2-4	...S1...	1658	—	—	—	—	—	3496	—	3613	—	—	—	—
	1	1	36	36	4	...S2...	1931	—	—	—	—	—	3770	—	4016	—	—	—	—
	1	1	42	42	4	...S3...	2239	—	5321	—	—	3781	4077	—	4325	—	8683	—	—
	1	1	48	48	4-8	...S4...	2589	—	5671	—	—	4196	4649	—	4812	—	9031	—	—
	1	1	54	54	4-8	...S5...	2964	—	—	—	—	4671	—	—	5394	—	9408	—	—
	1	1	60	60	4-8	...S6...	3372	—	—	—	—	5182	—	—	5804	—	9818	—	—
<p>Rectangle</p>	1	1	42	30	4	...R1...	2331	—	—	—	—	—	6008	—	6780	—	—	—	—
	1	1	60	30	4-6	...R2...	2846	—	—	—	—	—	6523	—	7295	—	—	—	—
	1	1	72	36	4-6	...R3...	3449	11013	12693	12023	—	—	7124	5566	7898	6575	—	—	—
	1	1	78	39	6-8	...R4...	3799	11365	13046	12374	—	—	7474	5918	8250	6925	—	7401	7759
	1	1	84	42	6-8	...R5...	4170	11736	13416	12744	—	—	7845	6288	8619	7297	—	7800	8159
	1	1	90	48	6-8	...R6...	4701	12268	13949	13278	7371	7824	8380	6820	9151	7830	20598	8359	8721
	1	1	96	48	6-12	...R7...	4961	12527	14208	13536	7629	8098	9085	7080	9412	8424	20856	8647	9007
	1	1	108	48	8-12	...R8...	5424	12991	14674	14002	8093	8591	9550	7544	9876	8889	21320	9168	9530
	1	1	120	52	8-14	...R9...	6270	13836	15518	14847	9041	9599	10397	9617	10722	9736	22164	10070	10432
	2	2	132	52	8-14	...R10...	6760	18418	20098	19426	10913	11528	10887	10106	11209	11339	28345	12148	12687
	2	2	144	52	10-16	...R11...	7246	18906	20586	19912	11400	12045	13434	10593	13921	11826	28830	12690	13231
	2	2	156	56	10-18	...R12...	7934	19592	24356	20600	13315	13064	14121	11280	14609	13622	29516	13788	14707
	2	2	168	56	10-18	...R13...	8446	20103	24868	21111	13828	13606	14634	11793	15122	14133	30029	14356	15277
	2	2	180	56	12-20	...R14...	8958	20616	25382	21625	14341	14147	15146	12304	15634	14647	30543	14925	15846
	2	2	192	60	12-20	...R15...	10103	24843	29607	25852	17276	17234	16289	14789	16776	18016	32444	17776	19003
	2	2	204	60	12-20	...R16...	10639	25381	30143	26386	17813	17799	18888	15323	19539	18553	38919	18367	19595
	2	2	216	60	14-22	...R17...	11172	25913	30677	26922	18347	18363	19424	15857	20070	19087	39454	18960	20184
	2	2	240	60	16-26	...R18...	12193	26932	31697	27940	19367	19442	20442	16879	21092	20106	40473	20092	21319
<p>Video</p>	1	1	78	39/26	5-7	...V1...	4171	—	—	—	—	—	7848	6289	8622	7298	—	—	—
	1	1	84	42/28	5-7	...V2...	4556	—	—	—	—	—	8232	6675	9005	7684	—	—	—
	1	1	90	48/36	5-7	...V3...	5104	12672	14351	13679	7772	—	8782	7224	9556	8232	21000	8762	9122
	1	1	96	48/36	5-9	...V4...	5378	12944	14623	13951	8044	—	9502	7496	9828	8841	21272	9061	9422
	1	1	108	48/36	7-9	...V5...	5857	13424	15104	14433	8526	—	9981	7977	10308	9320	21752	9599	9961
	1	1	120	52/40	7-11	...V6...	6754	14321	16002	15332	9525	10082	10881	10101	11206	10220	22650	10553	10917
	2	2	132	52/40	7-11	...V7...	7258	18917	20599	19924	11412	12026	11384	10604	11710	11838	28843	12648	13188
	2	2	144	52/40	9-13	...V8...	7764	19422	21102	20429	11915	12562	13950	11109	14438	12342	29346	13206	13748
	2	2	156	56/44	9-15	...V9...	8425	20085	24848	21092	13806	13556	14614	11771	15101	14114	30010	14280	15198
	2	2	168	56/44	9-15	...V10...	8955	20612	25374	21619	14335	14114	15141	12299	15627	14642	30536	14865	15785
	2	2	180	56/44	9-15	...V11...	9479	21138	25903	22146	14862	14669	15669	12826	16157	15168	31064	15447	16368
	2	2	192	60/44	11-18	...V12...	10711	25452	30215	26459	17887	17843	16898	15396	17385	18623	33051	18385	19610
	2	2	204	60/44	11-18	...V13...	11262	26001	30767	27009	18436	18422	19512	15947	20159	19177	39544	18992	20219
	2	2	216	60/44	13-20	...V14...	11811	26550	31315	27560	18986	19002	20062	16496	20710	19725	40093	19598	20824
	2	2	240	60/44	13-22	...V15...	12846	27587	32349	28595	20021	20096	21097	17531	21745	20759	41127	20745	21972

Edge Shapes:



! IMPORTANT:


Wood grain direction is along the width dimension (w) on 1-section tops and depth dimension (d) on 2-section tops.

All top sizes are nominal; actual size may vary by +/-2%.

Tables will be in multiple sections depending on size; tops may further be in multiple pieces. See listings above.

< See the Top Options on a previous page for a full range of special top and border treatments that may be applied.

See the Terms & Options section at the front of the price list for POWER-DATA solutions.



Specify: Product No. & Qty
 Edge Shape
 Tagging
 Metal Finish
 Wood Finish

Ø Denotes wire path provided.
 ‡ Requires field sub-assembly.

Prices listed in Wood1 Finishes.

TQ = Tuohy QuickShip is available in columns tagged with this symbol.
 To order, insert "TQ" before the product prefix. Ex: TQUSW1W... replaces USW1W...
 Inquire with Customer Service on current lead-times and power-data options.

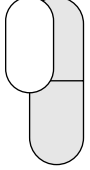
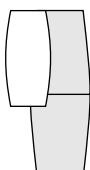
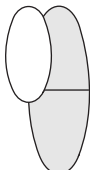


Solid Wood Edge 1.5th


Wood1 Top (all colors)

USW1W...



Shape	sections		w	d	Seats	Top Code	Top Only	Coda -Vee	Coda -Wire	Coda -X	Cylinder Ø	Plinth Ø	Ryvit	Spyda -T	Spyda -X	Spyda -Y	Uffizi -Loop	Zi-A Ø	Zi-D Ø
	pcs																		
Track 	1	1	42	30	2-4	...T1...	3902	—	—	—	—	—	7579	—	8353	—	—	—	—
	1	1	60	30	4-6	...T2...	4329	—	—	—	—	—	8008	—	8781	—	—	—	—
	1	1	72	36	6-8	...T3...	4848	12414	14096	—	—	—	8527	6967	9300	7978	—	—	—
	1	1	78	39	6-8	...T4...	5170	12738	14417	13746	—	—	8847	7291	9622	8298	—	8773	9133
	1	1	84	42	6-8	...T5...	5509	13076	14759	14085	—	—	9188	7629	9961	8638	—	9140	9501
	1	1	90	48	6-8	...T6...	5999	13564	15246	14575	8667	9119	9677	8117	10450	9128	21895	9657	10018
	1	1	96	48	6-12	...T7...	6240	13806	15488	14817	8909	9378	10367	8359	10690	9706	22135	9927	10288
	1	1	108	52	8-12	...T8...	6655	14221	15902	15231	9323	9822	10780	8774	11106	10119	22549	10398	10760
	1	1	120	54	8-14	...T9...	7735	15300	16982	16310	10504	11063	11859	11080	12186	11198	23631	11533	11894
	2	2	132	54	8-14	...T10...	8172	19829	21511	20838	12324	12940	12297	11519	12623	12750	29755	13560	14101
	2	2	144	54	10-16	...T11...	8610	20267	21948	21274	12762	13406	14796	11956	15283	13188	30194	14053	14593
	2	2	156	60	10-16	...T12...	9422	21081	25846	22089	14804	14553	15612	12769	16098	15110	31008	15279	16196
	2	2	168	60	10-18	...T13...	9884	21541	26305	22548	15264	15044	16071	13229	16557	15571	31467	15794	16714
	2	2	180	60	12-20	...T14...	10344	22000	26765	23008	15725	15533	16531	13689	17017	16031	31928	16310	17230
	2	2	192	60	12-20	...T15...	11521	26260	31022	27267	18694	18650	17706	16202	18193	19433	33859	19192	20420
	2	2	204	60	12-20	...T16...	12001	26743	31506	27750	19177	19162	20252	16686	20901	19917	40282	19733	20959
	2	2	216	60	14-22	...T17...	12486	27228	31990	28236	19661	19677	20735	17171	21386	20400	40766	20273	21498
	2	2	240	60	16-26	...T18...	13381	28122	32886	29131	20556	20632	21633	18066	22282	21297	41663	21280	22508
Boat 	1	1	42	30/24	2-4	...B1...	4053	—	—	—	—	—	7728	—	8502	—	—	—	—
	1	1	60	30/24	4-6	...B2...	4473	—	—	—	—	—	8151	—	8925	—	—	—	—
	1	1	72	36/28	6-8	...B3...	4988	—	—	—	—	—	8666	7107	9439	8116	—	—	—
	1	1	78	39/30	6-8	...B4...	5303	—	—	—	—	—	8982	7422	9753	8432	—	8904	9265
	1	1	84	42/30	6-8	...B5...	5638	—	—	—	—	—	9315	7757	10089	8766	—	9270	9629
	1	1	90	48/32	6-8	...B6...	6122	13689	15370	14698	8789	9245	9800	8241	10573	9251	22018	9779	10142
	1	1	96	48/32	6-10	...B7...	6361	13926	15609	14936	9028	9498	10486	8479	10810	9824	22255	10047	10407
	1	1	108	52/34	8-10	...B8...	6770	14335	16015	15343	9436	9935	10894	8888	11220	10233	22664	10511	10871
	1	1	120	54/36	8-12	...B9...	7832	15398	17080	16408	10602	11161	11958	11178	12283	11297	23727	11632	11993
	2	2	132	54/36	8-12	...B10...	8266	19923	21605	20932	12417	13034	12389	11612	12715	12844	29848	13654	14193
	2	2	144	54/36	10-14	...B11...	8698	20357	22039	21363	12851	13497	14886	12044	15373	13278	30283	14143	14682
	2	2	156	60/40	10-16	...B12...	9265	20923	25688	21932	14647	14395	15454	12612	15941	14954	30848	15122	16038
	2	2	168	60/40	10-16	...B13...	9720	21380	26143	22388	15102	14881	15910	13067	16396	15409	31304	15632	16552
	2	2	180	60/40	12-20	...B14...	10177	21834	26599	22844	15558	15366	16365	13524	16853	15864	31760	16142	17065
	2	2	192	60/40	12-20	...B15...	11578	26318	31080	27324	18752	18708	17763	16260	18251	19491	33918	19250	20478
	2	2	204	60/40	12-20	...B16...	12055	26797	31561	27806	19231	19217	20308	16741	20954	19971	40336	19785	21012
	2	2	216	60/40	14-22	...B17...	12535	27275	32039	28282	19709	19725	20784	17218	21434	20449	40816	20321	21548
	2	2	240	60/40	14-24	...B18...	13427	28166	32929	29174	20600	20674	21676	18109	22326	21339	41706	21326	22551
Ellipse 	1	1	42	30/24	2-4	...E1...	4408	—	—	—	—	—	8083	—	8858	—	—	—	—
	1	1	60	30/24	4-6	...E2...	4835	—	—	—	—	—	8511	—	9285	—	—	—	—
	1	1	72	36/24	6	...E3...	5354	—	—	—	—	—	9029	—	9803	8480	—	—	—
	1	1	78	39/26	6-8	...E4...	5676	—	—	—	—	—	9351	7794	10125	8803	—	9277	9635
	1	1	84	42/28	6-8	...E5...	6015	—	—	—	—	—	9690	8132	10464	9141	—	9645	10004
	1	1	90	48/32	6-8	...E6...	6504	14070	15749	15077	9170	9624	10179	8622	10953	9630	22398	10161	10522
	1	1	96	48/32	6-10	...E7...	6747	14313	15994	15322	9415	9884	10870	8866	11196	10209	22642	10433	10792
	1	1	108	52/34	8-10	...E8...	7160	14725	16407	15735	9828	10324	11285	9278	11611	10623	23056	10901	11263
	1	1	120	54/36	8-12	...E9...	8239	15806	17488	16816	11009	11566	12365	11585	12689	11704	24134	12039	12400
	2	2	132	54/36	8-12	...E10...	8677	20336	22016	21341	12829	13445	12801	12023	13127	13256	30260	14065	14607
	2	2	144	54/36	10-14	...E11...	9114	20772	22454	21781	13266	13914	15302	12460	15790	13693	30697	14559	15099
	2	2	156	60/40	10-16	...E12...	9675	21332	26096	22340	15053	14804	15862	13019	16350	15364	31258	15529	16448
	2	2	168	60/40	10-16	...E13...	10136	21793	26557	22802	15517	15295	16323	13482	16810	15824	31718	16048	16968
	2	2	180	60/40	10-16	...E14...	10596	22254	27017	23262	15977	15785	16783	13943	17271	16284	32178	16563	17484
	2	2	192	60/40	12-20	...E15...	12023	26763	31529	27773	19196	19155	18211	16709	18699	19937	34362	19697	20923
	2	2	204	60/40	12-20	...E16...	12508	27247	32012	28255	19681	19667	20757	17191	21406	20423	40789	20237	21465
	2	2	216	60/40	14-22	...E17...	12991	27731	32496	28740	20166	20182	21242	17676	21889	20906	41274	20780	22004
	2	2	240	60/40	14-24	...E18...	13888	28627	33390	29636	21061	21137	22136	18573	22787	21800	42168	21787	23011

! IMPORTANT: Edge Shapes: (Please see previous page.)
 Grain direction is along the width dimension (w) on 1-section tops and depth dimension (d) on 2-section tops.
 All top sizes are nominal; actual size may vary by +/-2%.
 Tables will be in multiple sections depending on size; tops may further be in multiple pieces. See listings above.
 < See the Top Options on a previous page for a full range of special top and border treatments that may be applied.
 See the Terms & Options section at the front of the price list for POWER-DATA solutions.



TUOHY

Specify: Product No. & Qty
 Edge Shape
 Tagging
 Metal Finish
 Wood Finish

Ø Denotes wire path provided.
 ‡ Requires field sub-assembly.

Prices listed in Wood1 Finishes.



Solid Wood Edge 2th
Acid-Etched Glass Top
USW2A...



Shape	sections	pcs	w	d	Seats	Top Code	Top Only	...D	...E	...G	...K	...N	...P	...R	...S	...T	...U	...V	...Y	...Z	
								Coda -Vee	Coda -Wire	Coda -X	Cylinder Ø	Plinth Ø	Ryvlt	Spyda -T	Spyda -X	Spyda -Y	Uffizi -Loop	Zi-A Ø	Zi-D Ø		
<p>Circle</p>	1	1	30	Diam	2-3	...C1...	4036	—	—	—	—	—	—	5875	—	5992	—	—	—	—	
	1	1	36	Diam	3-4	...C2...	5278	—	—	—	—	—	—	7118	—	7365	—	—	—	—	
	1	1	42	Diam	3-5	...C3...	6695	—	9778	—	8030	—	—	8534	—	8782	—	13141	—	—	
	1	1	48	Diam	4-6	...C4...	8272	—	11355	—	9658	—	—	10337	—	10496	—	14718	—	—	
	1	1	54	Diam	4-7	...C5...	10039	—	—	—	11833	—	—	12102	—	12471	—	16485	—	—	
	1	1	60	Diam	5-7	...C6...	12015	—	—	—	13808	—	—	14738	—	14446	—	18459	—	—	
	2	2	66	Diam	5-8	...C7...	14149	—	—	—	16245	—	—	—	—	—	—	—	—	—	
	2	2	72	Diam	6-9	...C8...	16513	—	—	—	19106	—	—	—	—	—	—	—	—	—	
<p>Square</p>	1	1	30	30	2-4	...S1...	3396	—	—	—	—	—	—	5235	—	5354	—	—	—	—	
	1	1	36	36	4	...S2...	4425	—	—	—	—	—	—	6263	—	6510	—	—	—	—	
	1	1	42	42	4	...S3...	5624	—	8708	—	—	—	—	7167	7464	—	7711	—	12071	—	
	1	1	48	48	4-8	...S4...	7003	—	10085	—	—	—	—	8612	9067	—	9228	—	13448	—	
	1	1	54	54	4-8	...S5...	8543	—	—	—	—	—	—	10253	—	10977	—	14989	—	—	
	1	1	60	60	4-8	...S6...	10257	—	—	—	—	—	—	12066	—	12686	—	16699	—	—	
<p>Rectangle</p>	1	1	42	30	4	...R1...	4785	—	—	—	—	—	—	8462	—	9234	—	—	—	—	
	1	1	60	30	4-6	...R2...	6345	—	—	—	—	—	—	10022	—	10796	—	—	—	—	
	1	1	72	36	4-6	...R3...	8465	16030	17710	17040	—	—	—	12140	10583	12914	11591	—	—	—	
	1	1	78	39	6-8	...R4...	9677	17242	18923	18251	—	—	—	13352	11795	14127	12803	—	13278	13639	
	1	1	84	42	6-8	...R5...	10976	18541	20223	19549	—	—	—	14651	13092	15425	14102	—	14605	14964	
	1	1	90	48	6-8	...R6...	13018	20584	22266	21595	15685	16140	16696	15136	17468	16147	28912	16678	17038		
	1	1	96	48	6-12	...R7...	13829	21394	23076	22403	16496	16966	17954	15947	18278	17291	29723	17515	17875		
	1	1	108	48	8-12	...R8...	15398	22966	24645	23974	18066	18563	19523	17518	19850	18862	31294	19140	19503		
	2	2	120	52	8-14	...R9...	18260	25827	27507	26836	21030	21587	22387	21606	22710	21725	34156	22059	22421		
	2	2	132	52	8-14	...R10...	19946	31602	33285	32611	24097	24712	24069	23290	24395	24523	41528	25333	25875		
	2	2	144	52	10-16	...R11...	21629	33287	34968	34295	25781	26428	27816	24974	28304	26209	43212	27074	27614		
	2	2	156	56	10-18	...R12...	24696	36352	41118	37359	30076	29824	30882	28042	31371	30383	46279	30549	31468		
	2	2	168	56	10-18	...R13...	26493	38153	42915	39161	31875	31653	32682	29840	33169	32182	48077	32404	33324		
	2	2	180	56	12-20	...R14...	28294	39950	44714	40959	33674	33483	34480	31639	34968	33982	49876	34260	35180		
	2	2	192	60	12-20	...R15...	32178	46919	51684	47929	39354	39312	38368	36864	38854	40094	54518	39853	41079		
	2	2	204	60	12-20	...R16...	34091	48833	53595	49841	41267	41253	42341	38776	42992	42006	62373	41823	43048		
	2	2	216	60	14-22	...R17...	36007	50749	55510	51755	43181	43198	44256	40692	44906	43920	64287	43792	45020		
	4	4	240	60	16-26	...R18...	39780	54523	59286	55531	46957	47031	48032	44467	48681	47697	68061	47681	48909		
<p>Video</p>	1	1	78	39/26	5-7	...V1...	10048	—	—	—	—	—	—	13726	12166	14499	13175	—	—	—	
	1	1	84	42/28	5-7	...V2...	11361	—	—	—	—	—	—	—	15039	13479	15812	14490	—	—	—
	1	1	90	48/36	5-7	...V3...	13419	20984	22666	21995	16087	—	—	—	17097	15537	17870	16547	29315	17076	17438
	1	1	96	48/36	5-9	...V4...	14246	21813	23493	22821	16914	—	—	—	18370	16365	18696	17708	30142	17932	18291
	1	1	108	48/36	7-9	...V5...	15830	23396	25079	24406	18499	—	—	—	19954	17949	20281	19294	31725	19573	19935
	2	2	120	52/40	7-11	...V6...	18744	26310	27992	27320	21514	22072	22870	22090	23195	22210	34641	22543	22905		
	2	2	132	52/40	7-11	...V7...	20444	32103	33783	33110	24596	25212	24569	23790	24896	25024	42028	25833	26373		
	2	2	144	52/40	9-13	...V8...	22144	33801	35483	34810	26296	26942	28331	25489	28819	26721	43727	27589	28128		
	2	2	156	56/44	9-15	...V9...	25188	36845	41611	37854	30570	30318	31377	28534	31863	30876	46771	31044	31961		
	2	2	168	56/44	9-15	...V10...	27002	38658	43424	39668	32382	32162	33188	30348	33677	32690	48585	32911	33831		
	2	2	180	56/44	9-15	...V11...	28816	40473	45237	41481	34197	34005	35003	32162	35490	34503	50399	34782	35704		
	2	2	192	60/44	11-18	...V12...	32788	47527	52292	48536	39961	39919	38975	37472	39463	40703	55128	40462	41687		
	2	2	204	60/44	11-18	...V13...	34717	49458	54221	50465	41891	41879	42968	39402	43616	42631	62999	42447	43674		
	2	2	216	60/44	13-20	...V14...	36645	51386	56148	52393	43819	43835	44894	41331	45545	44559	64926	44433	45657		
	4	4	240	60/44	13-22	...V15...	40436	55175	59942	56184	47610	47685	48687	45121	49335	48349	68717	48335	49564		

Edge Shapes:



! IMPORTANT:


Wood grain direction is along the width dimension (w) on 1-section tops and depth dimension (d) on 2-section tops.

All top sizes are nominal; actual size may vary by +/-2%.

Tables will be in multiple sections depending on size; tops may further be in multiple pieces. See listings above.

< See the Top Options on a previous page for a full range of special top and border treatments that may be applied.

See the Terms & Options section at the front of the price list for POWER-DATA solutions.





Solid Wood Edge 2th
Acid-Etched Glass Top
USW2A...



Shape	sections		w	d	Seats	Top Code	Top Only	...D Coda -Vee	...E Coda -Wire	...G Coda -X	...K Cylinder Ø	...N Plinth Ø	...P Ryvit	...R Spyda -T	...S Spyda -X	...T Spyda -Y	...U Uffizi -Loop	...V Zi-A Ø	...Y Zi-D Ø		
	pcs																				
	1	1	42	30	2-4	...T1...	6480	—	—	—	—	—	—	10157	—	10930	—	—	—	—	
		1	60	30	4-6	...T2...	7938	—	—	—	—	—	—	11615	—	12388	—	—	—	—	—
		1	72	36	6-8	...T3...	9963	17530	19212	—	—	—	—	13641	12081	14414	13091	—	—	—	—
		1	78	39	6-8	...T4...	11141	18706	20388	19716	—	—	—	14819	13259	15591	14268	—	—	14741	15102
		1	84	42	6-8	...T5...	12404	19971	21652	20980	—	—	—	16081	14523	16855	15533	—	—	16034	16395
		1	90	48	6-8	...T6...	14393	21961	23640	22971	17062	17516	18071	16514	18846	17521	30289	18051	18414	—	—
		1	96	48	6-12	...T7...	15185	22751	24433	23761	17853	18321	19310	17303	19636	18648	31080	18874	19232	—	—
		1	108	52	8-12	...T8...	16697	24264	25944	25273	19365	19863	20823	18816	21147	20159	32593	20439	20801	—	—
		2	120	54	8-14	...T9...	19810	27377	29057	28385	25279	23138	23935	23156	24262	23274	35706	23608	23970	—	—
		2	132	54	8-14	...T10...	21436	33093	34774	34101	25587	26204	25561	24782	25885	26016	43017	26823	27364	—	—
		2	144	54	10-16	...T11...	23060	34719	36401	35724	27211	27861	29248	26406	29737	27639	44644	28505	29047	—	—
		2	156	60	10-18	...T12...	26270	37928	42691	38937	31651	31401	32456	29617	32946	31959	47853	32124	33043	—	—
		2	168	60	10-18	...T13...	28010	39669	44433	40676	33390	33170	34198	31356	34685	33698	49595	33922	34841	—	—
		2	180	60	12-20	...T14...	29750	41407	46171	42415	35131	34938	35936	33096	36425	35437	51332	35716	36637	—	—
		2	192	60	12-20	...T15...	33656	48397	53161	49405	40831	40789	39844	38341	40331	41570	55997	41331	42556	—	—
		2	204	60	12-20	...T16...	35510	50250	55015	51258	42684	42670	43760	40195	44409	43426	63792	43240	44467	—	—
		2	216	60	14-22	...T17...	37364	52105	56869	53113	44537	44554	45614	42049	46263	45278	65644	45151	46376	—	—
		4	240	60	16-26	...T18...	40999	55740	60502	56747	48173	48249	49249	45683	49898	48913	69281	48897	50125	—	—
	1	1	42	30/24	2-4	...B1...	6655	—	—	—	—	—	10331	—	11106	—	—	—	—	—	
		1	60	30/24	4-6	...B2...	8109	—	—	—	—	—	—	11785	—	12561	—	—	—	—	—
		1	72	36/28	6-8	...B3...	10130	—	—	—	—	—	—	13806	12249	14580	13258	—	—	—	—
		1	78	39/30	6-8	...B4...	11303	—	—	—	—	—	—	14980	13421	15754	14432	—	—	14904	15264
		1	84	42/30	6-8	...B5...	12561	—	—	—	—	—	—	16238	14678	17011	15686	—	—	16191	16551
		1	90	48/32	6-8	...B6...	14548	22114	23795	23122	17215	17670	18223	16666	18997	17675	30442	18205	18565	—	—
		1	96	48/32	6-10	...B7...	15334	22899	24579	23907	18002	18470	19458	17452	19783	18796	31228	19019	19378	—	—
		1	108	52/34	8-10	...B8...	16838	24406	26086	25416	19509	20006	20965	18959	21290	20304	32736	20582	20944	—	—
		2	120	54/36	8-12	...B9...	19936	27502	29182	28511	22705	23263	24062	23281	24385	23398	35831	23734	24096	—	—
		2	132	54/36	8-12	...B10...	21556	33213	34896	34223	25709	26325	25683	24902	26005	26136	43140	26945	27486	—	—
		2	144	54/36	10-14	...B11...	23177	34835	36517	35844	27930	27976	29365	26521	29852	27755	44761	28623	29163	—	—
		2	156	60/40	10-16	...B12...	26114	37771	42537	38780	31495	31244	32303	29459	32789	31803	47699	31968	32887	—	—
		2	168	60/40	10-16	...B13...	27847	39506	44271	40516	33230	33008	34037	31193	34525	33538	49432	33758	34678	—	—
		2	180	60/40	12-20	...B14...	29582	41241	46005	42249	34963	34772	35771	32928	36258	35271	51167	35549	36469	—	—
		2	192	60/40	12-20	...B15...	33743	48483	53246	49491	40918	40875	39930	38428	40416	41655	56083	41417	42642	—	—
		2	204	60/40	12-20	...B16...	35592	50333	55095	51339	42767	42752	43842	40276	44492	43506	63872	43320	44549	—	—
		2	216	60/40	14-22	...B17...	37439	52179	56944	53188	44614	44631	45690	42125	46339	45354	65721	45226	46453	—	—
		4	240	60/40	14-24	...B18...	41071	55811	60577	56819	48246	48320	49322	45756	49970	48988	69353	48971	50199	—	—
	1	1	42	30/24	2-4	...E1...	7039	—	—	—	—	—	10717	—	11492	—	—	—	—	—	
		1	60	30/24	4-6	...E2...	8501	—	—	—	—	—	—	12177	—	12951	—	—	—	—	—
		1	72	36/24	6	...E3...	10524	—	—	—	—	—	—	14202	—	14977	13653	—	—	—	—
		1	78	39/26	6-8	...E4...	11702	—	—	—	—	—	—	15379	13822	16152	14831	—	—	15305	15664
		1	84	42/28	6-8	...E5...	12963	—	—	—	—	—	—	16641	15081	17413	16092	—	—	16595	16955
		1	90	48/32	6-8	...E6...	14954	22519	24203	23529	17621	18075	18632	17072	19404	18082	30848	18611	18973	—	—
		1	96	48/32	6-10	...E7...	15746	23311	24993	24322	18414	18882	19870	17864	20196	19209	31640	19432	19792	—	—
		1	108	52/34	8-10	...E8...	17258	24823	26506	25833	19924	20424	21383	19376	21707	20722	33152	21000	21361	—	—
		2	120	54/36	8-12	...E9...	20370	27936	29618	28944	23140	23697	24494	23717	24820	23834	36264	24169	24530	—	—
		2	132	54/36	8-12	...E10...	21995	33654	35335	34661	26148	26763	26120	25340	26446	26574	43579	27385	27924	—	—
		2	144	54/36	10-14	...E11...	23619	35278	36959	36287	27774	28419	29808	26966	30296	28199	45204	29065	29604	—	—
		2	156	60/40	10-16	...E12...	26549	38208	42972	39217	31931	31680	32739	29896	33225	32237	48132	32404	33323	—	—
		2	168	60/40	10-16	...E13...	28292	39948	44711	40955	33672	33451	34477	31635	34965	33980	49874	34201	35119	—	—
		2	180	60/40	10-16	...E14...	30029	41686	46452	42695	35411	35218	36217	33376	36704	35717	51612	35995	36917	—	—
		2	192	60/40	12-20	...E15...	34216	48958	53721	49964	41391	41348	40404	38901	40892	42131	56556	41890	43118	—	—
		2	204	60/40	12-20	...E16...	36069	50811	55573	51818	43243	43230	44320	40755	44969	43984	64351	43801	45026	—	—
		2	216	60/40	14-22	...E17...	37925	52663	57428	53672	45098	45115	46174	42609	46823	45838	66206	45710	46937	—	—
		4	240	60/40	14-24	...E18...	41558	56299	61063	57307	48732	48808	49808	46243	50458	49473	69840	49458	50684	—	—

! IMPORTANT: Edge Shapes: (Please see previous page.)


Grain direction is along the width dimension (w) on 1-section tops and depth dimension (d) on 2-section tops.

All top sizes are nominal; actual size may vary by +/-2%.

Tables will be in multiple sections depending on size; tops may further be in multiple pieces. See listings above.

< See the Top Options on a previous page for a full range of special top and border treatments that may be applied.

See the Terms & Options section at the front of the price list for POWER-DATA solutions.





Solid Wood Edge 2th

Acid-Etched Laminated Glass Top

USW2L...

Shape	sections		w	d	Seats	Top Code	Top Only	Coda -Vee	Coda -Wire	Coda -X	Cylinder Ø	Plinth Ø	Ryvite	Spyda -T	Spyda -X	Spyda -Y	Uffizi -Loop	Zi-A Ø	Zi-D Ø
	pcs																		
<p>Circle</p>	1	1	30	Diam	2-3	...C1...	4715	—	—	—	—	—	6553	—	6669	—	—	—	—
	1	1	36	Diam	3-4	...C2...	6257	—	—	—	—	—	8094	—	8341	—	—	—	—
	1	1	42	Diam	3-5	...C3...	8024	—	11107	—	9358	—	9863	—	10110	—	14470	—	—
	1	1	48	Diam	4-6	...C4...	10009	—	13091	—	11392	—	12072	—	12232	—	16454	—	—
	1	1	54	Diam	4-7	...C5...	12237	—	—	—	14030	—	14299	—	14668	—	18681	—	—
	1	1	60	Diam	5-7	...C6...	14729	—	—	—	16521	—	17452	—	17158	—	21173	—	—
	2	2	66	Diam	5-8	...C7...	17430	—	—	—	19524	—	—	—	—	—	—	—	—
	2	2	72	Diam	6-9	...C8...	20415	—	—	—	23009	—	—	—	—	—	—	—	—
<p>Square</p>	1	1	30	30	2-4	...S1...	4072	—	—	—	—	—	5910	—	6029	—	—	—	—
	1	1	36	36	4	...S2...	5400	—	—	—	—	—	7239	—	7486	—	—	—	—
	1	1	42	42	4	...S3...	6953	—	10036	—	—	8497	8792	—	9040	—	13399	—	—
	1	1	48	48	4-8	...S4...	8738	—	11821	—	—	10345	10801	—	10961	—	15183	—	—
	1	1	54	54	4-8	...S5...	10740	—	—	—	—	12447	—	—	13171	—	17185	—	—
	1	1	60	60	4-8	...S6...	12967	—	—	—	—	14775	—	—	15398	—	19410	—	—
<p>Rectangle</p>	1	1	42	30	4	...R1...	5733	—	—	—	—	—	9412	—	10185	—	—	—	—
	1	1	60	30	4-6	...R2...	7698	—	—	—	—	—	11377	—	12151	—	—	—	—
	1	1	72	36	4-6	...R3...	10415	17982	18992	18992	—	—	14093	12535	14867	13544	—	—	—
	1	1	78	39	6-8	...R4...	11966	19534	20542	20542	—	—	15644	14085	16417	15095	—	15567	15928
	1	1	84	42	6-8	...R5...	13631	21196	22206	22206	—	—	17310	15749	18082	16759	—	17261	17621
	1	1	90	48	6-8	...R6...	16273	23838	24848	24848	18940	19395	19949	18391	20723	19401	32167	19929	20291
	1	1	96	48	6-12	...R7...	17300	24867	25876	25876	19967	20436	21424	19419	21750	20763	33195	20984	21346
	1	1	108	48	8-12	...R8...	19304	26870	27879	27879	21970	22470	23427	21422	23753	22766	35198	23046	23407
	1	1	120	52	8-14	...R9...	22960	30526	31535	31535	25728	26288	27086	26305	27410	26424	38854	26757	27119
	2	2	132	52	8-14	...R10...	25114	36773	37780	37780	29266	29883	29238	28460	29565	29693	46697	30502	31044
	2	2	144	52	10-16	...R11...	27268	38927	39936	39936	31421	32068	33456	30615	33945	31847	48852	32714	33254
	2	2	156	56	10-18	...R12...	31274	42933	43941	43941	36655	36404	37463	34620	37950	36961	52859	37129	38047
	2	2	168	56	10-18	...R13...	33580	45237	46244	46244	38960	38739	39767	36924	40254	39265	55164	39490	40409
	2	2	180	56	12-20	...R14...	35884	47542	48549	48549	41264	41073	42072	39229	42558	41571	57467	41851	42770
	2	2	192	60	12-20	...R15...	40855	55597	56604	56604	48030	47989	47043	45541	47532	48771	63197	48531	49757
	2	2	204	60	12-20	...R16...	43312	58051	59058	59058	50485	50472	51561	47996	52210	51225	71593	51040	52268
	2	2	216	60	14-22	...R17...	45766	60506	61516	61516	52942	52958	54018	50452	54666	53681	74048	53554	54781
	2	2	240	60	16-26	...R18...	50625	65366	66375	66375	57801	57875	58877	55312	59525	58540	78906	58525	59752
<p>Video</p>	1	1	78	39/26	5-7	...V1...	6060	—	—	—	—	—	9738	8180	10511	9189	—	—	—
	1	1	84	42/28	5-7	...V2...	8042	—	—	—	—	—	11719	10161	12492	11170	—	—	—
	1	1	90	48/36	5-7	...V3...	10772	18337	20019	19347	13440	—	14447	12890	15222	13899	26665	14430	14791
	1	1	96	48/36	5-9	...V4...	12340	19906	21586	20915	15008	—	16465	14459	16792	15803	28236	16026	16384
	1	1	108	48/36	7-9	...V5...	14018	21585	23267	22595	16686	—	18145	16138	18470	17484	29914	17761	18123
	1	1	120	52/40	7-11	...V6...	16672	24239	25919	25249	19442	20001	20799	20019	21125	20137	32567	20471	20832
	2	2	132	52/40	7-11	...V7...	17715	29374	31054	30382	21870	22484	21842	21061	22164	22296	39300	23105	23644
	2	2	144	52/40	9-13	...V8...	19735	31392	33073	32401	23887	24534	25921	23081	26410	24314	41317	25180	25719
	2	2	156	56/44	9-15	...V9...	23445	35103	39865	36110	28825	28575	29631	26790	30119	29134	45027	29299	30217
	2	2	168	56/44	9-15	...V10...	25613	37272	42035	38279	30993	30774	31801	28959	32288	31301	47195	31524	32445
	2	2	180	56/44	9-15	...V11...	27783	39441	44205	40450	33165	32971	33971	31130	34459	33471	49366	33750	34671
	2	2	192	60/44	11-18	...V12...	31766	46508	51271	47514	38942	38899	37955	36451	38441	39681	54106	39440	40667
	2	2	204	60/44	11-18	...V13...	34086	48827	53590	49835	41260	41248	42337	38770	42985	42000	62368	41816	43042
	2	2	216	60/44	13-20	...V14...	36406	51145	55911	52154	43581	43598	44657	41092	45305	44320	64686	44192	45420
	2	2	240	60/44	13-22	...V15...	41466	56204	60969	57213	48638	48716	49716	46150	50364	49379	69747	49364	50592

Edge Shapes:



! IMPORTANT:


Wood grain direction is along the width dimension (w) on 1-section tops and depth dimension (d) on 2-section tops.

All top sizes are nominal; actual size may vary by +/-2%.

Tables will be in multiple sections depending on size; tops may further be in multiple pieces. See listings above.

< See the Top Options on a previous page for a full range of special top and border treatments that may be applied.

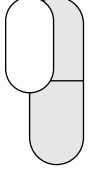
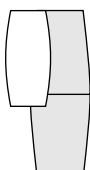
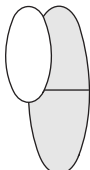
See the Terms & Options section at the front of the price list for POWER-DATA solutions.





Solid Wood Edge 2th
Acid-Etched Laminated Glass Top
USW2L...



Shape	sections		w	d	Seats	Top Code	Top Only	Coda -Vee	Coda -Wire	Coda -X	Cylinder Ø	Plinth Ø	Ryvit	Spyda -T	Spyda -X	Spyda -Y	Uffizi -Loop	Zi-A Ø	Zi-D Ø	
	pcs																			
Track 	1	1	42	30	2-4	...T1...	7429	—	—	—	—	—	—	11106	—	11880	—	—	—	—
	1	1	60	30	4-6	...T2...	9294	—	—	—	—	—	—	12973	—	13745	—	—	—	—
	1	1	72	36	6-8	...T3...	11915	19482	21162	—	—	—	—	15592	14034	16366	15044	—	—	—
	1	1	78	39	6-8	...T4...	13431	20999	22678	22008	—	—	—	17109	15552	17882	16559	—	17034	17394
	1	1	84	42	6-8	...T5...	15062	22627	24306	23635	—	—	—	18737	17180	19511	18188	—	18690	19050
	1	1	90	48	6-8	...T6...	17647	25214	26895	26222	20315	20770	21326	19766	22098	20775	33543	21304	21667	
	1	1	96	48	6-12	...T7...	18656	26221	27903	27232	21325	21792	22780	20774	23106	22119	34552	22342	22702	
	1	1	108	52	8-12	...T8...	20602	28167	29848	29177	23269	23767	24727	22720	25053	24066	36497	24344	24705	
	1	1	120	54	8-14	...T9...	24510	32077	33757	33085	27278	27838	28634	27855	28961	27974	40406	28307	28669	
	2	2	132	54	8-14	...T10...	26604	38261	39944	39271	30756	31373	30729	29951	31054	31184	48187	31992	32534	
	2	2	144	54	10-16	...T11...	28700	40359	42040	41366	32854	33498	34888	32046	35375	33280	50284	34145	34685	
	2	2	156	60	10-18	...T12...	32850	44507	49270	45516	38230	37981	39036	36196	39525	38538	54435	38705	39622	
	2	2	168	60	10-18	...T13...	35097	46753	51517	47761	40475	40256	41282	38441	41770	40784	56679	41007	41926	
	2	2	180	60	12-20	...T14...	37341	49000	53761	50007	42722	42530	43529	40687	44015	43030	58925	43309	44227	
	2	2	192	60	12-20	...T15...	42332	57073	61836	58080	49506	49463	48518	47017	49006	50244	64672	50006	51231	
	2	2	204	60	12-20	...T16...	44729	59468	64232	60476	51903	51889	52979	49413	53630	52643	73010	52458	53687	
	2	2	216	60	14-22	...T17...	47125	61864	66630	62871	54298	54315	55374	51809	56024	55040	75406	54910	56138	
	2	2	240	60	16-26	...T18...	51845	66584	71347	67592	59019	59095	60095	56529	60743	59758	80125	59743	60971	
Boat 	1	1	42	30/24	2-4	...B1...	7603	—	—	—	—	—	—	11281	—	12054	—	—	—	—
	1	1	60	30/24	4-6	...B2...	9465	—	—	—	—	—	—	13143	—	13917	—	—	—	—
	1	1	72	36/28	6-8	...B3...	12081	—	—	—	—	—	—	15760	14200	16532	15210	—	—	—
	1	1	78	39/30	6-8	...B4...	13593	—	—	—	—	—	—	17271	15711	18043	16722	—	17195	17556
	1	1	84	42/30	6-8	...B5...	15217	—	—	—	—	—	—	18894	17337	19667	18344	—	18849	19208
	1	1	90	48/32	6-8	...B6...	17800	25366	27047	26376	20468	20922	21477	19919	22251	20928	33695	21458	21819	
	1	1	96	48/32	6-10	...B7...	18803	26370	28051	27379	21471	21940	22930	20922	32353	22269	34700	22489	22850	
	1	1	108	52/34	8-10	...B8...	20744	28309	29993	29320	23412	23910	24869	22862	25194	24208	36639	24486	24848	
	1	1	120	54/36	8-12	...B9...	24636	32202	33884	33211	27405	27964	28761	27982	29086	28099	40530	28436	28795	
	2	2	132	54/36	8-12	...B10...	26726	38383	40065	39392	30877	31494	30850	30071	31177	31304	48308	32113	32655	
	2	2	144	54/36	10-14	...B11...	28816	40473	42156	41481	32968	33614	35003	32162	35490	33395	50399	34260	34800	
	2	2	156	60/40	10-16	...B12...	32692	44350	49115	45359	38073	37823	38880	36038	39368	38381	54275	38546	39465	
	2	2	168	60/40	10-16	...B13...	34933	46589	51356	47599	40316	40094	41122	38279	41609	40621	56517	40845	41764	
	2	2	180	60/40	12-20	...B14...	37175	48833	53595	49841	42555	42364	43362	40521	43849	42861	58757	43142	44062	
	2	2	192	60/40	12-20	...B15...	42418	57159	61922	58166	49594	49549	48606	47102	49092	50333	64759	50092	51318	
	2	2	204	60/40	12-20	...B16...	44809	59550	64313	60557	51985	51969	53059	49493	53709	52723	73090	52538	53766	
	2	2	216	60/40	14-22	...B17...	47200	61940	66704	62948	54375	54390	55451	51884	56100	55114	75481	54987	56212	
	2	2	240	60/40	14-24	...B18...	51914	66655	71420	67665	59090	59165	60166	56601	60814	59830	80195	59814	61043	
Ellipse 	1	1	42	30/24	2-4	...E1...	7988	—	—	—	—	—	—	11666	—	12439	—	—	—	—
	1	1	60	30/24	4-6	...E2...	9855	—	—	—	—	—	—	13531	—	14305	—	—	—	—
	1	1	72	36/24	6	...E3...	12478	—	—	—	—	—	—	16153	—	16927	15604	—	—	—
	1	1	78	39/26	6-8	...E4...	13991	—	—	—	—	—	—	17670	16110	18442	17120	—	17592	17954
	1	1	84	42/28	6-8	...E5...	15621	—	—	—	—	—	—	19299	17739	20070	18750	—	19251	19610
	1	1	90	48/32	6-8	...E6...	18208	25774	27456	26784	20874	21329	21884	20326	22658	21334	34102	21866	22227	
	1	1	96	48/32	6-10	...E7...	19217	26784	28466	27791	21884	22355	23341	21334	23667	22680	35112	22904	23263	
	1	1	108	52/34	8-10	...E8...	21161	28728	30410	29738	23828	24327	25286	23280	25612	24625	37056	24903	25266	
	1	1	120	54/36	8-12	...E9...	25069	32636	34318	33646	27839	28396	29196	28415	29520	28534	40965	28869	29230	
	2	2	132	54/36	8-12	...E10...	27167	38824	40505	39832	31319	31934	31292	30513	31617	31744	48749	32554	33096	
	2	2	144	54/36	10-14	...E11...	29260	40919	42600	41926	33412	34059	35447	32606	35935	33840	50843	34705	35246	
	2	2	156	60/40	10-16	...E12...	33129	44789	49551	45795	38510	38259	39317	36475	39804	38818	54713	38985	39902	
	2	2	168	60/40	10-16	...E13...	35375	47033	51797	48041	40758	40535	41563	38720	42050	41064	56959	41285	42207	
	2	2	180	60/40	10-16	...E14...	37620	49279	54043	50289	43003	42811	43809	40966	44298	43311	59205	43587	44507	
	2	2	192	60/40	12-20	...E15...	42894	57634	62398	58642	50067	50025	49081	47578	49569	50808	65232	50567	51794	
	2	2	204	60/40	12-20	...E16...	45288	60029	64792	61039	52462	52450	53537	49972	54188	53203	73569	53018	54245	
	2	2	216	60/40	14-22	...E17...	47684	62425	67189	63434	54858	54874	55935	52369	56584	55598	75965	55472	56696	
	2	2	240	60/40	14-24	...E18...	52404	67146	71909	68152	59579	59654	60654	57089	61304	60318	80684	60304	61530	

! IMPORTANT: Edge Shapes: (Please see previous page.)


Grain direction is along the width dimension (w) on 1-section tops and depth dimension (d) on 2-section tops.

All top sizes are nominal; actual size may vary by +/-2%.

Tables will be in multiple sections depending on size; tops may further be in multiple pieces. See listings above.

< See the Top Options on a previous page for a full range of special top and border treatments that may be applied.

See the Terms & Options section at the front of the price list for POWER-DATA solutions.





Solid Wood Edge 2th
Back-Painted Glass Top
USW2B...



Shape	sections		w	d	Seats	Top Code	Top Only	Coda -Vee	Coda -Wire	Coda -X	Cylinder Ø	Plinth Ø	Ryvite	Spyda -T	Spyda -X	Spyda -Y	Uffizi -Loop	Zi-A Ø	Zi-D Ø	
	pcs																			
	1	1	30	Diam	2-3	...C1...	3784	—	—	—	—	—	—	—	5623	—	5742	—	—	—
		1	36	Diam	3-4	...C2...	4916	—	—	—	—	—	—	—	6754	—	7001	—	—	—
	1	42	Diam	3-5	...C3...	6203	—	9285	—	7536	—	8042	—	8289	—	9853	—	12648	—	—
		1	48	Diam	4-6	...C4...	7629	—	10711	—	9013	—	9690	—	9853	—	14073	—	—	—
	1	54	Diam	4-7	...C5...	9222	—	—	—	11014	—	11285	—	11654	—	11654	—	15668	—	—
		1	60	Diam	5-7	...C6...	11007	—	—	—	12799	—	13730	—	13438	—	17452	—	—	—
	2	2	66	Diam	5-8	...C7...	12928	—	—	—	15022	—	—	—	—	—	—	—	—	—
		2	72	Diam	6-9	...C8...	15059	—	—	—	17653	—	—	—	—	—	—	—	—	—
	1	1	30	30	2-4	...S1...	3143	—	—	—	—	—	4983	—	5101	—	—	—	—	
		1	36	36	4	...S2...	4061	—	—	—	—	—	—	5901	—	6147	—	—	—	—
	1	42	42	4	...S3...	5132	—	8213	—	—	—	6675	6970	—	7215	—	11578	—	—	
		1	48	48	4-8	...S4...	6359	—	9441	—	—	7964	8419	—	8583	—	12801	—	—	
	1	54	54	4-8	...S5...	7726	—	—	—	—	—	9435	—	—	10159	—	14172	—	—	
		1	60	60	4-8	...S6...	9248	—	—	—	—	11056	—	—	11679	—	15693	—	—	
	1	1	42	30	4	...R1...	4431	—	—	—	—	—	8109	—	8884	—	—	—	—	
		1	60	30	4-6	...R2...	5840	—	—	—	—	—	—	9516	—	10290	—	—	—	
	1	72	36	4-6	...R3...	7738	15305	16984	16312	—	—	—	11414	9857	12188	10865	—	—	—	
		1	78	39	6-8	...R4...	8824	16391	18071	17400	—	—	—	12501	10944	13276	11952	—	12426	12786
	1	84	42	6-8	...R5...	9986	17552	19234	18561	—	—	—	13663	12105	14437	13114	—	13616	13976	
		1	90	48	6-8	...R6...	11808	19374	21056	20384	14475	14930	15485	13926	16257	14936	27702	15465	15827	
	1	96	48	6-12	...R7...	12538	20103	21786	21114	15206	15675	16663	14655	16987	16001	28432	16224	16583		
		1	108	48	8-12	...R8...	13947	21513	23193	22520	16613	17111	18071	16064	18396	17410	29841	17688	18050	
	2	2	120	52	8-14	...R9...	16513	24078	25758	25086	19280	19839	20637	19856	20963	19976	32407	20310	20671	
		2	132	52	8-14	...R10...	18020	29680	31360	30688	22174	22790	22146	21367	22473	22600	39605	23410	23949	
	2	2	144	52	10-16	...R11...	19532	31190	32869	32197	23685	24329	25719	22877	26206	24111	41116	24977	25516	
		2	156	56	10-18	...R12...	22247	33904	38671	34914	27631	27378	28437	25594	28923	27936	43832	28104	29021	
	2	2	168	56	10-18	...R13...	23857	35517	40279	36524	29238	29019	30046	27204	30532	29545	45441	29769	30689	
		2	180	56	12-20	...R14...	25470	37126	41890	38133	30848	30658	31656	28814	32143	31156	47052	31435	32355	
	2	2	192	60	12-20	...R15...	28952	43693	48456	44700	36125	36082	35139	33636	35627	36866	51294	36625	37853	
		2	204	60	12-20	...R16...	30663	45403	50169	46412	37837	37824	38914	35348	39562	38576	58944	38394	39620	
	2	2	216	60	14-22	...R17...	32374	47115	51878	48123	39549	39565	40624	37061	41275	40289	60656	40161	41389	
		4	240	60	16-26	...R18...	35746	50486	55252	51495	42920	42997	43997	40432	44645	43662	64027	43645	44874	
	1	1	78	39/26	5-7	...V1...	9194	—	—	—	—	—	12872	11313	13645	12323	—	—	—	
		1	84	42/28	5-7	...V2...	10373	—	—	—	—	—	—	14048	12490	14822	13500	—	—	—
	1	90	48/36	5-7	...V3...	12209	19774	21456	20784	14877	—	—	—	15886	14327	16659	15337	28105	15866	16227
		1	96	48/36	5-9	...V4...	12953	20521	22202	21528	15621	—	—	17079	15072	17404	16417	28849	16639	17000
	1	108	48/36	7-9	...V5...	14378	21943	23626	22952	17044	—	—	—	18502	16496	18828	17842	30272	18120	18481
		2	120	52/40	7-11	...V6...	16998	24564	26245	25573	19766	20324	21122	20342	21447	20460	32892	20795	21157	
	2	2	132	52/40	7-11	...V7...	18522	30178	31861	31186	22674	23289	22646	21868	22972	23099	40104	23910	24450	
		2	144	52/40	9-13	...V8...	20044	31705	33384	32712	24200	24844	26234	23392	26720	24625	41630	25490	26030	
	2	2	156	56/44	9-15	...V9...	22738	34398	39162	35405	28121	27869	28928	26085	29416	28427	44324	28595	29513	
		2	168	56/44	9-15	...V10...	24365	36022	40788	37032	29746	29526	30554	27710	31041	30054	45948	30275	31195	
	2	2	180	56/44	9-15	...V11...	25991	37648	42411	38655	31372	31179	32177	29336	32664	31679	47574	31958	32878	
		2	192	60/44	11-18	...V12...	29561	44301	49063	45309	36734	36692	35747	34246	36234	37473	51901	37233	38460	
	2	2	204	60/44	11-18	...V13...	31287	46028	50789	47034	38460	38447	39536	35972	40186	39200	59568	39016	40244	
		2	216	60/44	13-20	...V14...	33013	47755	52517	48761	40187	40204	41263	37698	41913	40927	61294	40801	42026	
	4	240	60/44	13-22	...V15...	36401	51140	55905	52148	43574	43648	44650	41085	45299	44313	64681	44300	45524		

Edge Shapes:



! IMPORTANT:


Wood grain direction is along the width dimension (w) on 1-section tops and depth dimension (d) on 2-section tops.

All top sizes are nominal; actual size may vary by +/-2%.

Tables will be in multiple sections depending on size; tops may further be in multiple pieces. See listings above.

< See the Top Options on a previous page for a full range of special top and border treatments that may be applied.


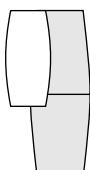
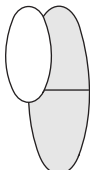
See the Terms & Options section at the front of the price list for POWER-DATA solutions.





Solid Wood Edge 2th
Back-Painted Glass Top
USW2B...



Shape	sections		w	d	Seats	Top Code	Top Only	Coda -Vee	Coda -Wire	Coda -X	Cylinder Ø	Plinth Ø	Ryvit	Spyda -T	Spyda -X	Spyda -Y	Uffizi -Loop	Zi-A Ø	Zi-D Ø	
	pcs																			
Track 	1	1	42	30	2-4	...T1...	1669	—	—	—	—	—	5348	—	6119	—	—	—	—	
	1	1	60	30	4-6	...T2...	2015	—	—	—	—	—	5690	—	6465	—	—	—	—	
	1	1	72	36	6-8	...T3...	2490	—	11739	—	—	—	6168	4610	6941	5620	—	—	—	
	1	1	78	39	6-8	...T4...	2789	10353	12036	11362	—	—	6465	4906	7238	5914	—	—	6390	6749
	1	1	84	42	6-8	...T5...	3105	10670	12352	11679	—	—	6780	5222	7554	6232	—	—	6735	7093
	1	1	90	48	6-8	...T6...	3579	11147	12828	12157	6248	6702	7257	5700	8031	6709	19477	7238	7600	
	1	1	96	48	6-12	...T7...	3793	11358	13040	12369	6459	6928	7917	5910	8242	7256	19688	7478	7839	
	1	1	108	52	8-12	...T8...	4154	11722	13403	12732	6824	7322	8281	6275	8606	7620	20051	7898	8260	
	1	1	120	54	8-14	...T9...	4773	12338	14018	13346	7541	8099	8897	8117	9222	8236	20667	8569	8931	
	2	2	132	54	8-14	...T10...	5158	16817	18499	17824	9312	9927	9284	8504	9609	9738	26743	10548	11088	
	2	2	144	54	10-16	...T11...	5546	17206	18887	18215	9701	10347	11736	8895	12223	10127	27130	10991	11533	
	2	2	156	60	10-18	...T12...	6264	17923	22687	18932	11645	11395	12453	9611	12940	11953	27847	12117	13038	
	2	2	168	60	10-18	...T13...	6680	18337	23101	19346	12060	11839	12867	10025	13353	12369	28264	12591	13510	
	2	2	180	60	12-20	...T14...	7092	18752	23516	19760	12473	12281	13282	10438	13769	12781	28678	13060	13979	
	2	2	192	60	12-20	...T15...	7910	22651	27416	23661	15085	15044	14100	12596	14586	15826	30253	15585	16812	
	2	2	204	60	12-20	...T16...	8351	23090	27854	24098	15525	15511	16601	13035	17248	16263	36631	16080	17306	
	2	2	216	60	14-22	...T17...	8788	23529	28294	24538	15964	15979	17040	13473	17688	16704	37069	16577	17803	
	2	2	240	60	16-26	...T18...	9609	24351	29114	25358	16783	16859	17860	14294	18508	17523	37891	17509	18736	
Boat 	1	1	42	30/24	2-4	...B1...	1646	—	—	—	—	—	5324	—	6096	—	—	—	—	
	1	1	60	30/24	4-6	...B2...	1991	—	—	—	—	—	5666	—	6440	—	—	—	—	
	1	1	72	36/28	6-8	...B3...	2465	—	—	—	—	—	6143	4583	6917	5593	—	—	—	
	1	1	78	39/30	6-8	...B4...	2761	—	—	—	—	—	6438	4878	7210	5889	—	—	6362	6722
	1	1	84	42/30	6-8	...B5...	3076	—	—	—	—	—	6752	5193	7526	6203	—	—	6706	7064
	1	1	90	48/32	6-8	...B6...	3549	11117	12798	12127	6219	6670	7227	5670	8000	6679	19446	7208	7570	
	1	1	96	48/32	6-10	...B7...	3759	11327	13008	12336	6427	6897	7886	5878	8211	7225	19655	7445	7807	
	1	1	108	52/34	8-10	...B8...	4122	11688	13370	12699	6790	7289	8247	6240	8571	7585	20015	7866	8226	
	1	1	120	54/36	8-12	...B9...	4738	12303	13984	13313	7505	8065	8861	8081	9188	8201	20632	8534	8897	
	2	2	132	54/36	8-12	...B10...	5125	16782	18464	17790	9277	9891	9249	8471	9574	9705	26707	10512	11052	
	2	2	144	54/36	10-14	...B11...	5512	17169	18851	18178	9663	10311	11699	8858	12187	10090	27094	10955	11497	
	2	2	156	60/40	10-16	...B12...	6227	17887	22648	18892	11609	11357	12414	9573	12902	11915	27810	12081	13001	
	2	2	168	60/40	10-16	...B13...	6639	18300	23062	19306	12021	11800	12828	9986	13315	12328	28224	12551	13471	
	2	2	180	60/40	12-20	...B14...	7052	18710	23474	19718	12432	12241	13238	10398	13727	12740	28634	13018	13940	
	2	2	192	60/40	12-20	...B15...	7869	22609	27373	23616	15044	15001	14057	12554	14545	15784	30209	15542	16770	
	2	2	204	60/40	12-20	...B16...	8309	23050	27812	24056	15482	15469	16557	12992	17208	16223	36589	16037	17265	
	2	2	216	60/40	14-22	...B17...	8745	23487	28249	24493	15919	15937	16996	13430	17645	16659	37026	16532	17758	
	2	2	240	60/40	14-24	...B18...	9562	24303	29066	25310	16738	16812	17813	14247	18463	17476	37843	17461	18689	
Ellipse 	1	1	42	30/24	2-4	...E1...	1694	—	—	—	—	—	5370	—	6144	—	—	—	—	
	1	1	60	30/24	4-6	...E2...	2039	—	—	—	—	—	5717	—	6489	—	—	—	—	
	1	1	72	36/24	6	...E3...	2518	—	—	—	—	—	6196	—	6968	5647	—	—	—	
	1	1	78	39/26	6-8	...E4...	2817	—	—	—	—	—	6494	4934	7267	5944	—	—	6419	6778
	1	1	84	42/28	6-8	...E5...	3135	—	—	—	—	—	6810	5252	7584	6262	—	—	6765	7124
	1	1	90	48/32	6-8	...E6...	3612	11178	12859	12188	6281	6281	7291	5731	8063	6741	19509	7269	7631	
	1	1	96	48/32	6-10	...E7...	3824	11390	13072	12400	6493	6493	7951	5942	8273	7289	19719	7511	7871	
	1	1	108	52/34	8-10	...E8...	4188	11754	13435	12765	6857	6857	8314	6307	8640	7654	20085	7930	8293	
	1	1	120	54/36	8-12	...E9...	4806	12372	14053	13381	7576	7576	8931	8152	9256	8269	20701	8604	8967	
	2	2	132	54/36	8-12	...E10...	5197	16855	18535	17863	9349	9349	9321	8541	9647	9775	26780	10586	11125	
	2	2	144	54/36	10-14	...E11...	5588	17244	18925	18252	9740	9740	11776	8932	12261	10166	27172	11033	11571	
	2	2	156	60/40	10-16	...E12...	6306	17963	22729	18972	11686	11686	12493	9652	12981	11994	27891	12160	13078	
	2	2	168	60/40	10-16	...E13...	6720	18379	23143	19387	12102	12102	12909	10066	13397	12409	28304	12630	13551	
	2	2	180	60/40	10-16	...E14...	7136	18793	23555	19800	12516	12516	13321	10481	13809	12824	28718	13102	14021	
	2	2	192	60/40	12-20	...E15...	7956	22695	27459	23703	15130	15130	14143	12642	14630	15869	30296	15627	16856	
	2	2	204	60/40	12-20	...E16...	8396	23138	27901	24147	15571	15571	16647	13083	17297	16311	36679	16128	17353	
	2	2	216	60/40	14-22	...E17...	8838	23578	28340	24586	16012	16012	17089	13524	17736	16752	37118	16625	17849	
	2	2	240	60/40	14-24	...E18...	9658	24397	29163	25404	16831	16831	17907	14344	18557	17573	37939	17557	18785	

! IMPORTANT: Edge Shapes: (Please see previous page.)


Grain direction is along the width dimension (w) on 1-section tops and depth dimension (d) on 2-section tops.


All top sizes are nominal; actual size may vary by +/-2%.

Tables will be in multiple sections depending on size; tops may further be in multiple pieces. See listings above.

< See the Top Options on a previous page for a full range of special top and border treatments that may be applied.

See the Terms & Options section at the front of the price list for POWER-DATA solutions.





Solid Wood Edge 2th

Acrylic Solid Surface Top: Avonite® Polaris
 USW2C...



Shape	sections		w	d	Seats	Top Code	Top Only	Coda -Vee	Coda -Wire	Coda -X	Cylinder Ø	Plinth Ø	Ryvlt	Spyda -T	Spyda -X	Spyda -Y	Uffizi -Loop	Zi-A Ø	Zi-D Ø	
	pcs																			
<p>Circle</p>	1	1	30	Diam	2-3	...C1...	3200	—	—	—	—	—	5037	—	5156	—	—	—	—	
	1	1	36	Diam	3-4	...C2...	4074	—	—	—	—	—	5913	—	6161	—	—	—	—	
	1	1	42	Diam	3-5	...C3...	5056	—	8140	—	6391	—	6895	—	7142	—	11503	—	—	
	1	1	48	Diam	4-6	...C4...	6132	—	9215	—	7516	—	8195	—	8356	—	12576	—	—	
	1	1	54	Diam	4-7	...C5...	7328	—	—	—	9120	—	9391	—	9762	—	13774	—	—	
	1	1	60	Diam	5-7	...C6...	8670	—	—	—	10463	—	11392	—	11100	—	15113	—	—	
	2	2	66	Diam	5-8	...C7...	10100	—	—	—	12195	—	—	—	—	—	—	—	—	
	2	2	72	Diam	6-9	...C8...	11693	—	—	—	14289	—	—	—	—	—	—	—	—	
<p>Square</p>	1	1	30	30	2-4	...S1...	2560	—	—	—	—	—	4398	—	4516	—	—	—	—	
	1	1	36	36	4	...S2...	3220	—	—	—	—	—	5059	—	5305	—	—	—	—	
	1	1	42	42	4	...S3...	3986	—	7069	—	—	—	5823	—	6072	—	10432	—	—	
	1	1	48	48	4-8	...S4...	4863	—	7945	—	—	—	6469	—	6924	—	7086	—	11307	
	1	1	54	54	4-8	...S5...	5834	—	—	—	—	—	7542	—	—	—	8266	—	12279	
	1	1	60	60	4-8	...S6...	6910	—	—	—	—	—	8718	—	—	—	9342	—	13353	
<p>Rectangle</p>	1	1	42	30	4	...R1...	3613	—	—	—	—	—	7292	—	8065	—	—	—	—	
	1	1	60	30	4-6	...R2...	4671	—	—	—	—	—	8350	—	9120	—	—	—	—	
	1	1	72	36	4-6	...R3...	6055	13621	15302	14630	—	—	9733	8174	10505	9183	—	—	—	
	1	1	78	39	6-8	...R4...	6850	14415	16096	15425	—	—	10525	8968	11299	9977	—	10451	10810	
	1	1	84	42	6-8	...R5...	7694	15261	16943	16272	—	—	11372	9812	12144	10823	—	11325	11685	
	1	1	90	48	6-8	...R6...	9001	16569	18250	17578	11670	12126	12680	11121	13454	12130	24898	12659	13021	
	1	1	96	48	6-12	...R7...	9545	17111	18793	18121	12214	12683	13671	11664	13997	13010	25442	13231	13592	
	1	1	108	48	8-12	...R8...	10580	18148	19827	19157	13249	13746	14706	12701	15033	14045	26477	14323	14683	
	1	1	120	52	8-14	...R9...	12460	20027	21707	21036	15228	15789	16584	15806	16911	15923	28355	16257	16620	
	2	2	132	52	8-14	...R10...	13564	25223	26903	26231	17716	18333	17690	16911	18015	18145	35147	18953	19493	
	2	2	144	52	10-16	...R11...	14669	26327	28008	27335	18822	19467	20857	18015	21345	19249	36254	20115	20654	
	2	2	156	56	10-18	...R12...	16577	28236	32997	29242	21958	21706	22763	19922	23251	22264	38159	22430	23350	
	2	2	168	56	10-18	...R13...	17751	29408	34173	30416	23132	22911	23939	21097	24425	23438	39335	23662	24581	
	2	2	180	56	12-20	...R14...	18924	30584	35347	31591	24305	24114	25113	22271	25600	24613	40507	24892	25812	
	2	2	192	60	12-20	...R15...	21473	36214	40978	37221	28649	28605	27662	26158	28148	29388	43814	29146	30375	
	2	2	204	60	12-20	...R16...	22718	37459	42222	38466	29891	29877	30966	27402	31617	30632	50998	30446	31675	
2	2	216	60	14-22	...R17...	23961	38702	43464	39711	31135	31151	32210	28648	32861	31875	52241	31748	32975		
2	2	240	60	16-26	...R18...	26398	41138	45903	42145	33571	33648	34647	31081	35297	34312	54679	34296	35523		
<p>Video</p>	1	1	78	39/26	5-7	...V1...	7221	—	—	—	—	—	10897	9339	11670	10348	—	—	—	
	1	1	84	42/28	5-7	...V2...	8081	—	—	—	—	—	—	11759	10202	12533	11209	—	—	—
	1	1	90	48/36	5-7	...V3...	9405	16971	18651	17980	12073	—	—	13083	11524	13857	12533	25301	13062	13425
	1	1	96	48/36	5-9	...V4...	9963	17530	19212	18538	12630	—	—	14089	12081	14414	13428	25858	13649	14009
	1	1	108	48/36	7-9	...V5...	11012	18579	20259	19589	13679	—	—	15136	13131	15462	14475	26907	14755	15116
	1	1	120	52/40	7-11	...V6...	12946	20512	22192	21522	15714	16274	17071	16291	17398	16409	28842	16744	17104	
	2	2	132	52/40	7-11	...V7...	14064	25722	27403	26730	18217	18832	18190	17410	18514	18644	35649	19454	19994	
	2	2	144	52/40	9-13	...V8...	15184	26842	28523	27850	19336	19982	21371	18530	21858	19764	36767	20630	21168	
	2	2	156	56/44	9-15	...V9...	17068	28726	33491	29733	22450	22198	23255	20414	23744	22757	38652	22922	23842	
	2	2	168	56/44	9-15	...V10...	18257	29915	34678	30925	23638	23417	24446	21604	24932	23946	39840	24169	25087	
	2	2	180	56/44	9-15	...V11...	19447	31105	35868	32112	24826	24636	25634	22792	26121	25136	41032	25414	26333	
	2	2	192	60/44	11-18	...V12...	22082	36823	41586	37829	29256	29213	28269	26766	28757	29997	44421	29755	30984	
	2	2	204	60/44	11-18	...V13...	23340	38080	42845	39089	30515	30501	31591	28025	32239	31256	51623	31071	32298	
	2	2	216	60/44	13-20	...V14...	24599	39341	44104	40348	31773	31790	32850	29285	33498	32512	52880	32388	33612	
	2	2	240	60/44	13-22	...V15...	27051	41792	46555	42799	34225	34301	35301	31736	35950	34965	55332	34950	36177	

Edge Shapes:



! IMPORTANT:


Wood grain direction is along the width dimension (w) on 1-section tops and depth dimension (d) on 2-section tops.

All top sizes are nominal; actual size may vary by +/-2%.

Tables will be in multiple sections depending on size; tops may further be in multiple pieces. See listings above.

< See the Top Options on a previous page for a full range of special top and border treatments that may be applied.


See the Terms & Options section at the front of the price list for POWER-DATA solutions.



Specify: Product No. & Qty
 Edge Shape
 Tagging
 Metal Finish
 Wood Finish

Ø Denotes wire path provided.
 ‡ Requires field sub-assembly.

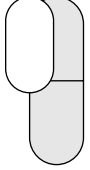
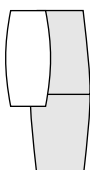
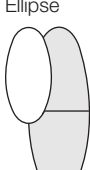
Prices listed in Wood1 Finishes.




Solid Wood Edge 2th

Acrylic Solid Surface Top: Avonite® Polaris
 USW2C...



Shape	sections		w	d	Seats	Top Code	Top Only	Coda -Vee	Coda -Wire	Coda -X	Cylinder Ø	Plinth Ø	Ryvit	Spyda -T	Spyda -X	Spyda -Y	Uffizi -Loop	Zi-A Ø	Zi-D Ø
	pcs																		
Track 	1	1	42	30	2-4	...T1...	5307	—	—	—	—	—	8986	—	9760	—	—	—	—
	1	1	60	30	4-6	...T2...	6265	—	—	—	—	—	9944	—	10717	—	—	—	—
	1	1	72	36	6-8	...T3...	7554	15122	16801	—	—	—	11232	9673	12006	10682	—	—	—
	1	1	78	39	6-8	...T4...	8314	15881	17561	16889	—	—	11991	10433	12765	11442	—	11915	12275
	1	1	84	42	6-8	...T5...	9126	16692	18372	17701	—	—	12801	11245	13576	12253	—	12756	13115
	1	1	90	48	6-8	...T6...	10379	17946	19627	18955	13047	13501	14057	12498	14831	13507	26275	14036	14400
	1	1	96	48	6-12	...T7...	10902	18470	20151	19480	13570	14040	15027	13021	15353	14366	26798	14589	14950
	1	1	108	52	8-12	...T8...	11880	19446	21127	20455	14548	15045	16004	13999	16330	15342	27776	15621	15983
	1	1	120	54	8-14	...T9...	14009	21576	23257	22586	16778	17339	18135	17355	18459	17473	29904	17808	18169
	2	2	132	54	8-14	...T10...	15053	26714	28394	27722	19208	19824	19180	18400	19507	19634	36639	20444	20983
	2	2	144	54	10-16	...T11...	16102	27759	29440	28768	20254	20899	22288	19447	22777	20679	37684	21546	22087
	2	2	156	60	10-16	...T12...	18151	29810	34572	30817	23532	23281	24339	21497	24825	23839	39736	24007	24926
	2	2	168	60	10-18	...T13...	19265	30925	35687	31931	24645	24425	25453	22610	25940	24954	40849	25175	26096
	2	2	180	60	12-20	...T14...	20379	32039	36803	33048	25761	25569	26569	23725	27057	26068	41965	26348	27267
	2	2	192	60	12-20	...T15...	22948	37690	42454	38698	30122	30082	29136	27634	29624	30863	45288	30622	31849
	2	2	204	60	12-20	...T16...	24133	38873	43639	39883	31306	31294	32384	28819	33032	32047	52414	31863	33090
	2	2	216	60	14-22	...T17...	25317	40059	44822	41067	32493	32509	33569	30003	34218	33233	53601	33106	34331
	2	2	240	60	16-26	...T18...	27615	42357	47120	43363	34790	34865	35865	32301	36516	35530	55896	35514	36741
Boat 	1	1	42	30/24	2-4	...B1...	5484	—	—	—	—	—	9162	—	9935	—	—	—	—
	1	1	60	30/24	4-6	...B2...	6438	—	—	—	—	—	10114	—	10889	—	—	—	—
	1	1	72	36/28	6-8	...B3...	7721	—	—	—	—	—	11397	9838	12170	10847	—	—	—
	1	1	78	39/30	6-8	...B4...	8476	—	—	—	—	—	12154	10595	12926	11604	—	12078	12438
	1	1	84	42/30	6-8	...B5...	9282	—	—	—	—	—	12958	11400	13731	12409	—	12911	13271
	1	1	90	48/32	6-8	...B6...	10531	18097	19779	19106	13199	13653	14208	12650	14982	13659	26427	14188	14550
	1	1	96	48/32	6-10	...B7...	11050	18616	20297	19625	13718	14187	15174	13169	15500	14515	26945	14736	15097
	1	1	108	52/34	8-10	...B8...	12021	19589	21270	20598	14689	15187	16147	14139	16471	15485	27917	15764	16124
	1	1	120	54/36	8-12	...B9...	14136	21703	23384	22712	16908	17464	18262	17484	18587	17601	30031	17935	18299
	2	2	132	54/36	8-12	...B10...	15177	26835	28515	27843	19330	19946	19302	18523	19627	19755	36760	20566	21104
	2	2	144	54/36	10-14	...B11...	16219	27875	29557	28883	20370	21016	22404	19564	22892	20798	37800	21663	22203
	2	2	156	60/40	10-16	...B12...	17994	29653	34416	30660	23376	23123	24182	21339	24669	23683	39578	23849	24766
	2	2	168	60/40	10-16	...B13...	19104	30761	35526	31768	24484	24264	25290	22450	25779	24791	40687	25014	25934
	2	2	180	60/40	12-20	...B14...	20213	31873	36637	32880	25595	25401	26402	23559	26889	25903	41798	26181	27100
	2	2	192	60/40	12-20	...B15...	23034	37776	42540	38784	30209	30168	29224	27720	29110	30949	45375	30708	31935
	2	2	204	60/40	12-20	...B16...	24214	38956	43720	39962	31389	31377	32466	28901	33114	32130	52495	31946	33171
	2	2	216	60/40	14-22	...B17...	25394	40134	44900	41141	32567	32585	33644	30080	34294	33309	53675	33181	34406
	2	2	240	60/40	14-24	...B18...	27688	42428	47190	43434	34860	34936	35936	32371	36585	35601	55968	35586	36812
Ellipse 	1	1	42	30/24	2-4	...E1...	5870	—	—	—	—	—	9545	—	10319	—	—	—	—
	1	1	60	30/24	4-6	...E2...	6827	—	—	—	—	—	10504	—	11277	—	—	—	—
	1	1	72	36/24	6	...E3...	8116	—	—	—	—	—	11794	—	12566	11245	—	—	—
	1	1	78	39/26	6-8	...E4...	8873	—	—	—	—	—	12551	10991	13322	12001	—	12474	12836
	1	1	84	42/28	6-8	...E5...	9685	—	—	—	—	—	13363	11804	14135	12813	—	13315	13675
	1	1	90	48/32	6-8	...E6...	10940	18505	20185	19516	13608	14062	14616	13058	15391	14066	26835	14596	14959
	1	1	96	48/32	6-10	...E7...	11464	19029	20710	20038	14131	14601	15589	13582	15914	14927	27359	15150	15509
	1	1	108	52/34	8-10	...E8...	12439	20006	21686	21014	15106	15604	16564	14557	16889	15902	28334	16181	16544
	1	1	120	54/36	8-12	...E9...	14572	22136	23819	23147	17341	17898	18696	17918	19022	18035	30467	18369	18731
	2	2	132	54/36	8-12	...E10...	15618	27275	28957	28282	19769	20386	19741	18964	20067	20196	37200	21006	21546
	2	2	144	54/36	10-14	...E11...	16661	28321	30000	29326	20813	21460	22848	20007	23336	21241	38245	22105	22646
	2	2	156	60/40	10-16	...E12...	18430	30089	34854	31099	23812	23561	24619	21778	25108	24121	40015	24286	25204
	2	2	168	60/40	10-16	...E13...	19547	31205	35967	32212	24928	24706	25733	22892	26221	25236	41130	25456	26378
	2	2	180	60/40	10-16	...E14...	20662	32318	37082	33326	26041	25849	26847	24007	27335	26349	42244	26628	27548
	2	2	192	60/40	12-20	...E15...	23510	38250	43013	39258	30685	30641	29697	28195	30185	31423	45850	31184	32411
	2	2	204	60/40	12-20	...E16...	24694	39434	44196	40440	31868	31853	32944	29378	33593	32607	52974	32422	33650
	2	2	216	60/40	14-22	...E17...	25878	40619	45383	41625	33053	33069	34128	30562	34778	33793	54160	33665	34891
	2	2	240	60/40	14-24	...E18...	28176	42915	47678	43923	35349	35427	36426	32861	37075	36089	56457	36075	37303

! IMPORTANT: Edge Shapes: (Please see previous page.)
 Grain direction is along the width dimension (w) on 1-section tops and depth dimension (d) on 2-section tops.
 All top sizes are nominal; actual size may vary by +/-2%.
 Tables will be in multiple sections depending on size; tops may further be in multiple pieces. See listings above.
 < See the Top Options on a previous page for a full range of special top and border treatments that may be applied.
 See the Terms & Options section at the front of the price list for POWER-DATA solutions.





Solid Wood Edge 2th

Faux Leather Top (Silex-all colors)

USW2F...



Shape	sections		w	d	Seats	Top Code	Top Only	...D	...E	...G	...K	...N	...P	...R	...S	...T	...U	...V	...Y	...Z
	pcs																			
 Circle	1	1	30	Diam	2-3	...C1...	2492	—	—	—	—	—	—	4331	—	4448	—	—	—	—
	1	1	36	Diam	3-4	...C2...	3056	—	—	—	—	—	—	4896	—	5142	—	—	—	—
	1	1	42	Diam	3-5	...C3...	3669	—	6752	—	5003	—	—	5508	—	5756	—	10114	—	—
	1	1	48	Diam	4-6	...C4...	4320	—	7404	—	5706	—	—	6383	—	6544	—	10766	—	—
	1	1	54	Diam	4-7	...C5...	5035	—	—	—	6831	—	—	7099	—	7468	—	11480	—	—
	4	1	60	Diam	5-7	...C6...	5840	—	—	—	7633	—	—	8563	—	8271	—	12285	—	—
	2	2	66	Diam	5-8	...C7...	6676	—	—	—	8771	—	—	—	—	—	—	—	—	—
	2	2	72	Diam	6-9	...C8...	7619	—	—	—	10211	—	—	—	—	—	—	—	—	—
 Square	1	1	30	30	2-4	...S1...	1850	—	—	—	—	—	—	3689	—	3808	—	—	—	—
	1	1	36	36	4	...S2...	2202	—	—	—	—	—	—	4041	—	4287	—	—	—	—
	1	1	42	42	4	...S3...	2598	—	5681	—	—	—	—	4438	—	4685	—	9043	—	—
	1	1	48	48	4-8	...S4...	3051	—	6133	—	—	—	—	4659	—	5113	—	9495	—	—
	1	1	54	54	4-8	...S5...	3541	—	—	—	—	—	—	5248	—	—	—	9986	—	—
	1	1	60	60	4-8	...S6...	4081	—	—	—	—	—	—	5889	—	—	—	10524	—	—
 Rectangle	1	1	42	30	4	...R1...	2625	—	—	—	—	—	—	6302	—	7075	—	—	—	—
	1	1	60	30	4-6	...R2...	3257	—	—	—	—	—	—	6935	—	7708	—	—	—	—
	1	1	72	36	4-6	...R3...	4016	11583	13263	12593	—	—	—	7693	6136	8467	7143	—	—	—
	1	1	78	39	6-8	...R4...	4456	12023	13703	13033	—	—	—	8133	6575	8906	7584	—	8059	8418
	1	1	84	42	6-8	...R5...	4921	12487	14169	13497	—	—	—	8598	7039	9372	8049	—	8553	8911
	1	1	90	48	6-8	...R6...	5606	13173	14853	14184	8273	8728	9284	9284	7724	10057	8734	21501	9263	9627
	1	1	96	48	6-12	...R7...	5924	13489	15170	14499	8591	9059	10048	8042	10374	9387	8387	21818	9609	9968
	1	1	108	48	8-12	...R8...	6506	14072	15754	15080	9173	9672	10631	8624	10955	9968	22400	10248	10610	
	3	1	120	52	8-14	...R9...	7554	15122	16801	16130	10323	10882	11679	10899	12006	11017	23450	11353	11714	
	2	4	132	52	8-14	...R10...	8169	19826	21509	20835	12321	12937	12294	11512	12619	12746	29752	13557	14099	
	4	1	144	52	10-16	...R11...	8783	20441	22124	21448	12934	13582	14970	12129	15457	13363	30367	14228	14767	
	4	1	156	56	10-18	...R12...	9708	21365	26130	22373	15091	14838	15894	13054	16382	15396	31292	15562	16481	
	4	1	168	56	10-18	...R13...	10353	22012	26775	23021	15735	15513	16542	13700	17029	16042	31936	16263	17185	
	4	1	180	56	12-20	...R14...	11000	22658	27421	23665	16381	16190	17187	14347	17675	16687	32583	16968	17888	
	4	1	192	60	12-20	...R15...	12416	27156	31921	28165	19591	19548	18604	17101	19090	20330	34756	20091	21318	
	6	1	204	60	12-20	...R16...	13092	27834	32596	28842	20267	20254	21341	17778	21992	21007	41372	20823	22049	
6	1	216	60	14-22	...R17...	13772	28511	33273	29517	20945	20963	22021	18455	22671	21685	42052	21557	22784		
6	1	240	60	16-26	...R18...	15076	29816	34582	30825	22251	22327	23328	19762	23976	22992	43357	22975	24204		
 Video	1	1	78	39/26	5-7	...V1...	2948	—	—	—	—	—	—	6626	5068	7401	6077	—	—	—
	1	1	84	42/28	5-7	...V2...	3597	—	—	—	—	—	—	7273	5715	8047	6724	—	—	—
	1	1	90	48/36	5-7	...V3...	4371	11938	13620	12947	7039	—	—	8049	6489	8823	7499	20267	8030	8391
	1	1	96	48/36	5-9	...V4...	4830	12396	14076	13404	7497	—	—	8955	6948	9279	8293	20724	8514	8874
	1	1	108	48/36	7-9	...V5...	5307	12874	14556	13885	7978	—	—	9434	7427	9760	8773	21204	9052	9413
	3	1	120	52/40	7-11	...V6...	6010	13576	15256	14585	8780	9337	10135	9356	10460	9473	21905	9806	10168	
	2	4	132	52/40	7-11	...V7...	6338	17998	19679	19004	10492	11107	10464	9685	10790	10919	27923	11728	12268	
	4	1	144	52/40	9-13	...V8...	6937	18593	20276	19603	11089	11736	13125	10283	13612	11518	28519	12382	12922	
	4	1	156	56/44	9-15	...V9...	8041	19698	24462	20705	13421	13170	14228	11385	14716	13728	29624	13894	14814	
	4	1	168	56/44	9-15	...V10...	8668	20326	25089	21333	14048	13829	14855	12014	15342	14356	30253	14579	15499	
	4	1	180	56/44	9-15	...V11...	9298	20954	25719	21963	14678	14488	15485	12644	15972	14986	30880	15264	16186	
	4	1	192	60/44	11-18	...V12...	10200	24940	29703	25946	17374	17331	16387	14883	16874	18114	32539	17873	19101	
	6	1	204	60/44	11-18	...V13...	10862	25601	30363	26608	18035	18020	19110	15546	19761	18774	39142	18590	19819	
	6	1	216	60/44	13-20	...V14...	11523	26263	31026	27270	18696	18713	19771	16207	20423	19435	39803	19309	20535	
	6	1	240	60/44	13-22	...V15...	13024	27764	32530	28772	20199	20275	21274	17708	21925	20939	41306	20923	22151	

Edge Shapes:



! IMPORTANT:


Wood grain direction is along the width dimension (w) on 1-section tops and depth dimension (d) on 2-section tops.

All top sizes are nominal; actual size may vary by +/-2%.

Tables will be in multiple sections depending on size; tops may further be in multiple pieces. See listings above.

< See the Top Options on a previous page for a full range of special top and border treatments that may be applied.

See the Terms & Options section at the front of the price list for POWER-DATA solutions.



Specify: Product No. & Qty
Edge Shape
Tagging
Metal Finish
Wood Finish

Ø Denotes wire path provided.
‡ Requires field sub-assembly.

Prices listed in Wood1 Finishes.

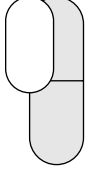
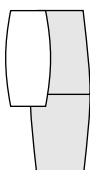
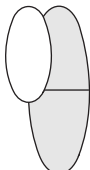


Solid Wood Edge 2th

Faux Leather Top (Silex-all colors)

USW2F...



Shape	sections		w	d	Seats	Top Code	Top Only	Coda -Vee	Coda -Wire	Coda -X	Cylinder Ø	Plinth Ø	Ryvlt	Spyda -T	Spyda -X	Spyda -Y	Uffizi -Loop	Zi-A Ø	Zi-D Ø	
	pcs																			
Track 	1	1	42	30	2-4	...T1...	4317	—	—	—	—	—	—	7994	—	8768	—	—	—	
	1	1	60	30	4-6	...T2...	4851	—	—	—	—	—	—	8529	—	9302	—	—	—	
	1	1	72	36	6-8	...T3...	5517	13084	14765	—	—	—	—	9194	7636	9967	8646	—	—	
	1	1	78	39	6-8	...T4...	5921	13488	15168	14496	—	—	—	9599	8041	10373	9049	—	9523	9884
	1	1	84	42	6-8	...T5...	6350	13918	15597	14927	—	—	—	10028	8471	10803	9478	—	9981	10343
	1	1	90	48	6-8	...T6...	6982	14549	16229	15558	9651	10105	10659	9102	11434	10110	22877	10640	11003	
	1	1	96	48	6-12	...T7...	7281	14847	16527	15856	9948	10416	11407	9399	11730	10744	23175	10965	11327	
	1	1	108	52	8-12	...T8...	7802	15369	17050	16378	10469	10968	11928	9920	12253	11265	23697	11546	11906	
	3	1	120	54	8-14	...T9...	9104	16669	18351	17678	11873	12431	13229	12450	13555	12568	24999	12902	13263	
	2	4	132	54	8-14	...T10...	9659	21318	22999	22326	13811	14429	13784	13005	14110	14238	31242	15047	15589	
	4	4	144	54	10-16	...T11...	10215	21873	23553	22881	14366	15013	16402	13560	16889	14793	31797	15657	16199	
	4	4	156	60	10-18	...T12...	11282	22942	27704	23948	16665	16412	17470	14629	17957	16971	32866	17138	18057	
	4	4	168	60	10-18	...T13...	11868	23525	28292	24535	17248	17029	18057	15214	18544	17557	33453	17779	18700	
	4	4	180	60	12-20	...T14...	12456	24114	28878	25122	17836	17645	18644	15801	19131	18145	34040	18422	19342	
	4	4	192	60	12-20	...T15...	13891	28632	33396	29640	21066	21024	20079	18578	20568	21806	36232	21567	22792	
	6	6	204	60	12-20	...T16...	14510	29253	34015	30259	21685	21671	22761	19195	23410	22425	42793	22241	23467	
	6	6	216	60	14-22	...T17...	15128	29868	34633	30876	22302	22318	23378	19813	24027	23040	43409	22915	24141	
	6	6	240	60	16-26	...T18...	16293	31034	35798	32043	23467	23544	24544	20978	25193	24208	44574	24191	25419	
Boat 	1	1	42	30/24	2-4	...B1...	4496	—	—	—	—	—	8172	—	8945	—	—	—	—	
	1	1	60	30/24	4-6	...B2...	5022	—	—	—	—	—	8699	—	9473	—	—	—	—	
	1	1	72	36/28	6-8	...B3...	5684	—	—	—	—	—	9361	7802	10135	8812	—	—	—	
	1	1	78	39/30	6-8	...B4...	6083	—	—	—	—	—	9762	8202	10534	9212	—	9685	10046	
	1	1	84	42/30	6-8	...B5...	6507	—	—	—	—	—	10185	8625	10957	9634	—	10137	10496	
	1	1	90	48/32	6-8	...B6...	7136	14702	16382	15710	9803	10258	10812	9254	11585	10263	23030	10792	11154	
	1	1	96	48/32	6-10	...B7...	7427	14992	16674	16002	10095	10565	11553	9545	11878	10892	23323	11113	11473	
	1	1	108	52/34	8-10	...B8...	7945	15511	17191	16521	10613	11110	12071	10064	12396	11409	23839	11686	12049	
	3	1	120	54/36	8-12	...B9...	9230	16798	18478	17806	12000	12559	13356	12576	13682	12693	25126	13030	13391	
	2	4	132	54/36	8-12	...B10...	9779	21438	23119	22447	13932	14549	13905	13126	14230	14359	31363	15168	15709	
	4	4	144	54/36	10-14	...B11...	10329	21988	23668	22996	14482	15128	16517	13675	17004	14908	31912	15773	16314	
	4	4	156	60/40	10-16	...B12...	11125	22784	27548	23791	16506	16255	17314	14471	17800	16814	32710	16981	17898	
	4	4	168	60/40	10-16	...B13...	11709	23366	28130	24375	17090	16867	17896	15052	18384	17398	33292	17618	18538	
	4	4	180	60/40	12-20	...B14...	12289	23947	28711	24956	17671	17478	18477	15636	18965	17978	33872	18255	19177	
	4	4	192	60/40	12-20	...B15...	13978	28718	33483	29726	21153	21110	20166	18664	20653	21893	36318	21652	22878	
	6	6	204	60/40	12-20	...B16...	14592	29334	34097	30342	21767	21753	22844	19277	23492	22507	42873	22321	23549	
	6	6	216	60/40	14-22	...B17...	15206	29945	34709	30955	22378	22397	23455	19891	24104	23119	43487	22993	24218	
	6	6	240	60/40	14-24	...B18...	16366	31106	35870	32113	23541	23615	24615	21051	25266	24279	44646	24266	25491	
Ellipse 	1	1	42	30/24	2-4	...E1...	4878	—	—	—	—	—	8557	—	9330	—	—	—	—	
	1	1	60	30/24	4-6	...E2...	5412	—	—	—	—	—	9088	—	9862	—	—	—	—	
	1	1	72	36/24	6	...E3...	6077	—	—	—	—	—	9753	—	10529	9204	—	—	—	
	1	1	78	39/26	6-8	...E4...	6482	—	—	—	—	—	10161	8600	10932	9611	—	10444	10444	
	1	1	84	42/28	6-8	...E5...	6911	—	—	—	—	—	10589	9029	11361	10039	—	10901	10901	
	1	1	90	48/32	6-8	...E6...	7544	15109	16793	16119	10210	10665	11221	9661	11994	10672	23438	11563	11563	
	1	1	96	48/32	6-10	...E7...	7841	15407	17089	16416	10508	10978	11965	9960	12290	11305	23735	11886	11886	
	1	1	108	52/34	8-10	...E8...	8364	15929	17612	16940	11033	11529	12489	10482	12814	11827	24261	12468	12468	
	3	1	120	54/36	8-12	...E9...	9664	17231	18912	18242	12435	12992	13790	13011	14115	13130	25561	13827	13827	
	2	4	132	54/36	8-12	...E10...	10220	21877	23558	22886	14373	14987	14345	13564	14669	14797	31803	16148	16148	
	4	4	144	54/36	10-14	...E11...	10775	22432	24114	23440	14927	15572	16961	14120	17449	15353	32359	16759	16759	
	4	4	156	60/40	10-16	...E12...	11563	23221	27984	24231	16944	16693	17751	14908	18238	17252	33145	18336	18336	
	4	4	168	60/40	10-16	...E13...	12151	23808	28571	24816	17531	17311	18337	15497	18825	17839	33734	18980	18980	
	4	4	180	60/40	10-16	...E14...	12736	24394	29157	25400	18118	17925	18923	16081	19409	18423	34319	19622	19622	
	4	4	192	60/40	12-20	...E15...	14453	29195	33957	30201	21628	21585	20641	19137	21128	22368	36794	23354	23354	
	6	6	204	60/40	12-20	...E16...	15070	29811	34575	30818	22245	22232	23322	19755	23970	22984	43350	24027	24027	
	6	6	216	60/40	14-22	...E17...	15689	30430	35193	31438	22863	22881	23940	20374	24588	23604	43972	24702	24702	
	6	6	240	60/40	14-24	...E18...	16855	31595	36358	32603	24029	24104	25106	21540	25755	24768	45135	25980	25980	

! IMPORTANT: Edge Shapes: (Please see previous page.)


Grain direction is along the width dimension (w) on 1-section tops and depth dimension (d) on 2-section tops.

All top sizes are nominal; actual size may vary by +/-2%.

Tables will be in multiple sections depending on size; tops may further be in multiple pieces. See listings above.

< See the Top Options on a previous page for a full range of special top and border treatments that may be applied.

See the Terms & Options section at the front of the price list for POWER-DATA solutions.





Solid Wood Edge 2th
 HPL Top (Formica® 949 White)
 USW2H...



Shape	sections		w	d	Seats	Top Code	...D	...E	...G	...K	...N	...P	...R	...S	...T	...U	...V	...Y	...Z
	pcs						Top Only	Coda -Vee	Coda -Wire	Coda -X	Cylinder Ø	Plinth Ø	Ryvlt	Spyda -T	Spyda -X	Spyda -Y	Uffizi -Loop	Zi-A Ø	Zi-D Ø
<p>Circle</p>	1	1	30	Diam	2-3	...C1...	2422	—	—	—	—	—	4261	—	4381	—	—	—	—
	1	1	36	Diam	3-4	...C2...	2957	—	—	—	—	—	4793	—	5042	—	—	—	—
	1	1	42	Diam	3-5	...C3...	3535	—	6617	—	4867	—	5373	—	5620	—	9979	—	—
	1	1	48	Diam	4-6	...C4...	4143	—	7225	—	5527	—	6204	—	6366	—	10587	—	—
	1	1	54	Diam	4-7	...C5...	4810	—	—	—	6603	—	6870	—	7240	—	11254	—	—
	1	1	60	Diam	5-7	...C6...	5560	—	—	—	7352	—	8283	—	7989	—	12002	—	—
	2	2	66	Diam	5-8	...C7...	6336	—	—	—	8432	—	—	—	—	—	—	—	—
	2	2	72	Diam	6-9	...C8...	7213	—	—	—	9808	—	—	—	—	—	—	—	—
<p>Square</p>	1	1	30	30	2-4	...S1...	1781	—	—	—	—	—	3621	—	3739	—	—	—	—
	1	1	36	36	4	...S2...	2101	—	—	—	—	—	3940	—	4184	—	—	—	—
	1	1	42	42	4	...S3...	2462	—	5544	—	—	4004	4301	—	4547	—	8906	—	—
	1	1	48	48	4-8	...S4...	2872	—	5954	—	—	4477	4933	—	5096	—	9315	—	—
	1	1	54	54	4-8	...S5...	3315	—	—	—	—	5022	—	—	5745	—	9760	—	—
	1	1	60	60	4-8	...S6...	3800	—	—	—	—	5608	—	—	6232	—	10245	—	—
<p>Rectangle</p>	1	1	42	30	4	...R1...	2525	—	—	—	—	—	6203	—	6977	—	—	—	—
	1	1	60	30	4-6	...R2...	3116	—	—	—	—	—	6792	—	7567	—	—	—	—
	1	1	72	36	4-6	...R3...	3814	11382	13062	12389	—	—	7493	5933	8266	6942	—	—	—
	1	1	78	39	6-8	...R4...	4219	11785	13468	12796	—	—	7898	6338	8672	7349	—	7821	8182
	1	1	84	42	6-8	...R5...	4647	12214	13894	13224	—	—	8324	6767	9098	7775	—	8279	8638
	1	1	90	48	6-8	...R6...	5271	12837	14519	13846	7938	8393	8948	7388	9720	8399	21165	8928	9289
	1	1	96	48	6-12	...R7...	5565	13131	14811	14139	8232	8702	9689	7684	10015	9028	21460	9251	9611
	1	1	108	48	8-12	...R8...	6102	13668	15349	14677	8769	9268	10228	8219	10552	9564	21997	9845	10205
	1	1	120	52	8-14	...R9...	7069	14635	16315	15644	9836	10397	11194	10414	11521	10532	22965	10867	11228
	2	2	132	52	8-14	...R10...	7634	19292	20974	20300	11785	12402	11759	10980	12084	12214	29217	13023	13563
	2	2	144	52	10-16	...R11...	8201	19857	21540	20866	12353	13000	14387	11548	14876	12780	29783	13645	14186
	2	2	156	56	10-18	...R12...	9028	20687	25450	21695	14409	14158	15216	12374	15704	14717	30611	14882	15801
	2	2	168	56	10-18	...R13...	9622	21279	26045	22287	15004	14780	15808	12967	16296	15310	31205	15533	16453
	2	2	180	56	12-20	...R14...	10215	21873	26635	22881	15595	15403	16402	13560	16889	15902	31797	16181	17101
	2	2	192	60	12-20	...R15...	11521	26260	31022	27267	18694	18650	17706	16202	18193	19433	33859	19192	20420
	2	2	204	60	12-20	...R16...	12140	26881	31646	27891	19316	19302	20391	16826	21040	20056	40422	19870	21098
	2	2	216	60	14-22	...R17...	12763	27504	32266	28511	19937	19953	21012	17448	21663	20675	41044	20551	21776
	2	2	240	60	16-26	...R18...	13955	28696	33460	29703	21129	21207	22205	18641	22856	21871	42237	21854	23082
<p>Video</p>	1	1	78	39/26	5-7	...V1...	4591	—	—	—	—	—	8268	6710	9042	7719	—	—	—
	1	1	84	42/28	5-7	...V2...	5033	—	—	—	—	—	8710	7152	9483	8160	—	—	—
	1	1	90	48/36	5-7	...V3...	5672	13236	14920	14247	8340	—	9349	7789	10121	8800	21568	9330	9690
	1	1	96	48/36	5-9	...V4...	5981	13548	15227	14556	8648	—	10106	8099	10432	9445	21876	9665	10027
	1	1	108	48/36	7-9	...V5...	6534	14100	15779	15107	9200	—	10658	8651	10983	9996	22428	10276	10635
	1	1	120	52/40	7-11	...V6...	7554	15122	16801	16130	10323	10882	11679	10899	12006	11017	23450	11353	11714
	2	2	132	52/40	7-11	...V7...	8133	19792	21473	20800	12286	12902	12259	11479	12584	12713	29718	13524	14063
	2	2	144	52/40	9-13	...V8...	8714	20372	22054	21381	12867	13514	14902	12060	15391	13293	30298	14160	14701
	2	2	156	56/44	9-15	...V9...	9520	21180	25942	22186	14901	14650	15707	12866	16195	15209	31104	15374	16293
	2	2	168	56/44	9-15	...V10...	10129	21787	26549	22793	15509	15288	16315	13473	16802	15818	31711	16038	16958
	2	2	180	56/44	9-15	...V11...	10737	22395	27157	23403	16117	15926	16925	14083	17411	16425	32319	16704	17622
	2	2	192	60/44	11-18	...V12...	12128	26869	31631	27875	19302	19259	18314	16812	18802	20040	34468	19800	21029
	2	2	204	60/44	11-18	...V13...	12765	27505	32269	28512	19939	19924	21014	17449	21664	20678	41045	20494	21721
	2	2	216	60/44	13-20	...V14...	13401	28141	32906	29150	20577	20591	21652	18088	22301	21316	41681	21188	22416
	2	2	240	60/44	13-22	...V15...	14609	29350	34114	30357	21785	21858	22859	19294	23509	22521	42889	22508	23735

Edge Shapes:



! IMPORTANT:


Wood grain direction is along the width dimension (w) on 1-section tops and depth dimension (d) on 2-section tops.

All top sizes are nominal; actual size may vary by +/-2%.

Tables will be in multiple sections depending on size; tops may further be in multiple pieces. See listings above.

< See the Top Options on a previous page for a full range of special top and border treatments that may be applied.

See the Terms & Options section at the front of the price list for POWER-DATA solutions.



Specify: Product No. & Qty
 Edge Shape
 Tagging
 Metal Finish
 Wood Finish

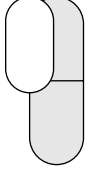
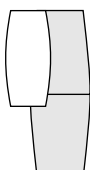
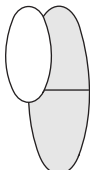
Ø Denotes wire path provided.
 ‡ Requires field sub-assembly.

Prices listed in Wood1 Finishes.





Solid Wood Edge 2th
 HPL Top (Formica® 949 White)
 USW2H...



Shape	sections		w	d	Seats	Top Code	Top Only	Coda -Vee	Coda -Wire	Coda -X	Cylinder Ø	Plinth Ø	Ryvit	Spyda -T	Spyda -X	Spyda -Y	Uffizi -Loop	Zi-A Ø	Zi-D Ø	
	pcs	Top																		
Track 	1	1	42	30	2-4	...T1...	4218	—	—	—	—	—	7897	—	8670	—	—	—	—	
	1	1	60	30	4-6	...T2...	4711	—	—	—	—	—	8388	—	9162	—	—	—	—	
	1	1	72	36	6-8	...T3...	5315	12881	14561	—	—	—	8992	7434	9766	8443	—	—	—	
	1	1	78	39	6-8	...T4...	5685	13253	14932	14262	—	—	9362	7805	10136	8813	—	—	9286	9647
	1	1	84	42	6-8	...T5...	6076	13642	15323	14651	—	—	9751	8195	10525	9203	—	—	9707	10066
	1	1	90	48	6-8	...T6...	6647	14214	15893	15222	9314	9769	10323	8764	11097	9774	22542	10302	10665	
	1	1	96	48	6-12	...T7...	6922	14489	16169	15498	9590	10058	11046	9041	11372	10385	22817	10608	10968	
	1	1	108	52	8-12	...T8...	7401	14966	16647	15976	10068	10566	11525	9519	11851	10864	23295	11142	11504	
	1	1	120	54	8-14	...T9...	8618	16186	17865	17194	11387	11945	12743	11964	13068	12081	24512	12416	12776	
	2	2	132	54	8-14	...T10...	9126	20783	22463	21791	13278	13893	13252	12471	13576	13703	30708	14515	15052	
	2	2	144	54	10-16	...T11...	9630	21289	22971	22297	13782	14430	15819	12976	16306	14210	31214	15075	15615	
	2	2	156	60	10-16	...T12...	10602	22260	27023	23268	15983	15733	16792	13948	17276	16289	32184	16457	17375	
	2	2	168	60	10-18	...T13...	11136	22793	27559	23802	16517	16296	17323	14482	17812	16825	32719	17046	17968	
	2	2	180	60	12-20	...T14...	11670	23329	28092	24336	17052	16859	17859	15016	18344	17358	33254	17638	18557	
	2	2	192	60	12-20	...T15...	12995	27735	32500	28744	20170	20127	19184	17679	19670	20910	35336	20669	21898	
	2	2	204	60	12-20	...T16...	13557	28298	33061	29307	20731	20720	21809	18243	22457	21471	41838	21286	22514	
	2	2	216	60	14-22	...T17...	14120	28861	33625	29868	21296	21310	22370	18804	23021	22034	42401	21907	23134	
	2	2	240	60	16-26	...T18...	15171	29913	34676	30920	22345	22422	23422	19856	24070	23087	43454	23070	24298	
Boat 	1	1	42	30/24	2-4	...B1...	4396	—	—	—	—	—	8073	—	8846	—	—	—	—	
	1	1	60	30/24	4-6	...B2...	4882	—	—	—	—	—	8559	—	9332	—	—	—	—	
	1	1	72	36/28	6-8	...B3...	5481	—	—	—	—	—	9160	7600	9932	8610	—	—	—	
	1	1	78	39/30	6-8	...B4...	5847	—	—	—	—	—	9525	7965	10296	8975	—	—	9448	9808
	1	1	84	42/30	6-8	...B5...	6233	—	—	—	—	—	9909	8352	10683	9361	—	—	9863	10223
	1	1	90	48/32	6-8	...B6...	6800	14365	16048	15374	9466	9920	10476	8918	11250	9927	22694	10458	10817	
	1	1	96	48/32	6-10	...B7...	7069	14635	16315	15644	9737	10205	11194	9188	11521	10532	22965	10754	11116	
	1	1	108	52/34	8-10	...B8...	7542	15107	16792	16117	10209	10708	11668	9660	11993	11007	23437	11285	11645	
	1	1	120	54/36	8-12	...B9...	8745	16311	17992	17320	11512	12073	12871	12093	13197	12209	24641	12543	12904	
	2	2	132	54/36	8-12	...B10...	9247	20904	22586	21912	13399	14015	13371	12593	13697	13827	30830	14635	15174	
	2	2	144	54/36	10-14	...B11...	9746	21405	23087	22415	13899	14547	15936	13092	16423	14325	31330	15191	15733	
	2	2	156	60/40	10-16	...B12...	10446	22103	26869	23113	15827	15576	16635	13792	17122	16135	32029	16302	17218	
	2	2	168	60/40	10-16	...B13...	10977	22634	27397	23640	16356	16136	17162	14321	17649	16665	32560	16886	17806	
	2	2	180	60/40	12-20	...B14...	11504	23162	27925	24171	16885	16693	17693	14850	18179	17191	33086	17470	18391	
	2	2	192	60/40	12-20	...B15...	13083	27822	32588	28830	20256	20213	19270	17767	19757	20996	35421	20756	21983	
	2	2	204	60/40	12-20	...B16...	13640	28381	33142	29388	20813	20800	21888	18324	22538	21553	41920	21368	22597	
	2	2	216	60/40	14-22	...B17...	14196	28936	33701	29944	21369	21387	22447	18881	23094	22110	42478	21983	23208	
	2	2	240	60/40	14-24	...B18...	15245	29985	34749	30992	22420	22493	23494	19929	24146	23159	43526	23144	24371	
Ellipse 	1	1	42	30/24	2-4	...E1...	4781	—	—	—	—	—	8456	—	9230	—	—	—	—	
	1	1	60	30/24	4-6	...E2...	5271	—	—	—	—	—	8948	—	9720	—	—	—	—	
	1	1	72	36/24	6	...E3...	5876	—	—	—	—	—	9554	—	10325	9004	—	—	—	
	1	1	78	39/26	6-8	...E4...	6246	—	—	—	—	—	9921	8364	10695	9373	—	—	9847	10207
	1	1	84	42/28	6-8	...E5...	6637	—	—	—	—	—	10315	8756	11088	9766	—	—	10266	10627
	1	1	90	48/32	6-8	...E6...	7207	14773	16454	15782	9875	10326	10885	9326	11656	10333	23101	10864	11225	
	1	1	96	48/32	6-10	...E7...	7482	15047	16728	16057	10149	10619	11608	9600	11933	10947	23377	11167	11528	
	1	1	108	52/34	8-10	...E8...	7959	15527	17208	16535	10627	11125	12084	10078	12411	11422	23855	11702	12066	
	1	1	120	54/36	8-12	...E9...	9178	16745	18427	17756	11949	12508	13306	12526	13630	12644	25074	12977	13340	
	2	2	132	54/36	8-12	...E10...	9685	21341	23025	22350	13836	14453	13809	13031	14135	14264	31269	15074	15614	
	2	2	144	54/36	10-14	...E11...	10192	21849	23531	22858	14345	14990	16379	13537	16866	14771	31776	15638	16177	
	2	2	156	60/40	10-16	...E12...	10885	22542	27305	23549	16263	16013	17071	14229	17558	16572	32467	16739	17657	
	2	2	168	60/40	10-16	...E13...	11418	23076	27839	24084	16799	16578	17605	14764	18093	17104	33000	17328	18248	
	2	2	180	60/40	10-16	...E14...	11952	23609	28374	24618	17332	17140	18138	15297	18627	17641	33535	17919	18838	
	2	2	192	60/40	12-20	...E15...	13556	28297	33059	29305	20729	20689	19742	18242	20230	21470	35895	21229	22457	
	2	2	204	60/40	12-20	...E16...	14119	28859	33624	29867	21295	21279	22369	18803	23020	22033	42400	21848	23076	
	2	2	216	60/40	14-22	...E17...	14680	29422	34185	30428	21854	21872	22931	19365	23579	22595	42962	22465	23693	
	2	2	240	60/40	14-24	...E18...	15734	30473	35239	31481	22908	22981	23983	20419	24633	23646	44014	23633	24859	

! IMPORTANT: Edge Shapes: (Please see previous page.)
 Grain direction is along the width dimension (w) on 1-section tops and depth dimension (d) on 2-section tops.
 All top sizes are nominal; actual size may vary by +/-2%.
 Tables will be in multiple sections depending on size; tops may further be in multiple pieces. See listings above.
 < See the Top Options on a previous page for a full range of special top and border treatments that may be applied.
 See the Terms & Options section at the front of the price list for POWER-DATA solutions.





Solid Wood Edge 2th
Marble Top (Carrara Marble)
USW2M...

Shape	sections		w	d	Seats	Top Code	Top Only	Coda -Vee	Coda -Wire	Coda -X	Cylinder Ø	Plinth Ø	Ryvit	Spyda -T	Spyda -X	Spyda -Y	Uffizi -Loop	Zi-A Ø	Zi-D Ø	
	pcs																			
<p>Circle</p>	1	1	30	Diam	2-3	...C1...	4715	—	—	—	—	—	—	6553	—	6669	—	—	—	—
	1	1	36	Diam	3-4	...C2...	6257	—	—	—	—	—	8094	—	8341	—	—	—	—	—
	1	1	42	Diam	3-5	...C3...	8024	—	11107	—	9358	—	9863	—	10110	—	14470	—	—	—
	1	1	48	Diam	4-6	...C4...	10009	—	13091	—	11394	—	12072	—	12232	—	16454	—	—	—
	2	2	54	Diam	4-7	...C5...	12237	—	—	—	14029	—	14299	—	14668	—	18681	—	—	—
	2	2	60	Diam	5-7	...C6...	14729	—	—	—	16521	—	17452	—	17158	—	21173	—	—	—
	2	2	66	Diam	5-8	...C7...	17430	—	—	—	19524	—	—	—	—	—	—	—	—	—
	2	2	72	Diam	6-9	...C8...	20415	—	—	—	23010	—	—	—	—	—	—	—	—	—
<p>Square</p>	1	1	30	30	2-4	...S1...	4072	—	—	—	—	—	5910	—	6029	—	—	—	—	—
	1	1	36	36	4	...S2...	5400	—	—	—	—	—	7239	—	7486	—	—	—	—	—
	1	1	42	42	4	...S3...	6953	—	10036	—	—	8497	8792	—	9040	—	13399	—	—	—
	1	1	48	48	4-8	...S4...	8738	—	11821	—	—	10345	10801	—	10961	—	15183	—	—	—
	1	1	54	54	4-8	...S5...	10740	—	—	—	—	12447	—	—	13171	—	17185	—	—	—
	1	1	60	60	4-8	...S6...	12967	—	—	—	—	14775	—	—	15398	—	19410	—	—	—
<p>Rectangle</p>	1	1	42	30	4	...R1...	5733	—	—	—	—	—	9412	—	10185	—	—	—	—	—
	1	1	60	30	4-6	...R2...	7698	—	—	—	—	—	11377	—	12151	—	—	—	—	—
	1	1	72	36	4-6	...R3...	10415	17982	19663	18992	—	—	14093	12535	14867	13544	—	—	—	—
	1	1	78	39	6-8	...R4...	11966	19534	21214	20542	—	—	15644	14085	16417	15095	—	15567	15928	—
	1	1	84	42	6-8	...R5...	13631	21196	22878	22206	—	—	17310	15749	18082	16759	—	17261	17621	—
	1	1	90	48	6-8	...R6...	16273	23838	25519	24848	18940	19395	19949	18391	20723	19401	32167	19929	20291	—
	1	1	96	48	6-12	...R7...	17300	24867	26547	25876	19967	20436	21424	19419	21750	20763	33195	20984	21346	—
	2	2	108	48	8-12	...R8...	19304	26870	28551	27879	—	22470	—	—	—	—	35198	23046	23407	—
	3	3	120	52	8-14	...R9...	22960	30526	32206	31535	—	26288	—	—	—	—	38854	26757	27119	—
	2	4	132	52	8-14	...R10...	25114	36773	38454	37780	—	29883	—	—	—	—	46697	30502	31044	—
	4	4	144	52	10-16	...R11...	27268	38927	40608	39936	—	32068	—	—	—	—	48852	32714	33254	—
	4	4	156	56	10-18	...R12...	31274	42933	47697	43941	—	36404	—	—	—	—	52859	37129	38047	—
	4	4	168	56	10-18	...R13...	33580	45237	50000	46244	—	38739	—	—	—	—	55164	39490	40409	—
	4	4	180	56	12-20	...R14...	35884	47542	52305	48549	—	41073	—	—	—	—	57467	41851	42770	—
4	4	192	60	12-20	...R15...	40855	55597	60360	56604	—	47989	—	—	—	—	63197	48531	49757	—	
6	6	204	60	12-20	...R16...	43312	58051	62814	59058	—	50472	—	—	—	—	71593	51040	52268	—	
6	6	216	60	14-22	...R17...	45766	60506	65273	61516	—	52958	—	—	—	—	74048	53554	54781	—	
6	6	240	60	16-26	...R18...	50625	65366	70130	66375	—	57875	—	—	—	—	78906	58525	59752	—	
<p>Video</p>	1	1	78	39/26	5-7	...V1...	12340	—	—	—	—	—	16015	14459	16792	15467	—	—	—	—
	1	1	84	42/28	5-7	...V2...	14018	—	—	—	—	—	17697	16138	18470	17147	—	—	—	—
	1	1	90	48/36	5-7	...V3...	16672	24239	25919	25249	19341	—	20349	18792	21125	19800	32567	20330	20693	—
	1	1	96	48/36	5-9	...V4...	17715	25281	26962	26291	20384	—	21842	19834	22164	21181	33611	21403	21762	—
	2	2	108	48/36	7-9	...V5...	19735	27301	28983	28309	—	—	—	—	—	—	35629	23477	23838	—
	3	3	120	52/40	7-11	...V6...	23445	31012	32692	32020	—	26773	—	—	—	—	39341	27242	27605	—
	2	4	132	52/40	7-11	...V7...	25613	37272	38952	38279	—	30382	—	—	—	—	47195	31002	31542	—
	4	4	144	52/40	9-13	...V8...	27783	39441	41123	40450	—	32582	—	—	—	—	49366	33228	33769	—
	4	4	156	56/44	9-15	...V9...	31766	43426	48187	44433	—	36896	—	—	—	—	53349	37620	38539	—
	4	4	168	56/44	9-15	...V10...	34086	45742	50508	46752	—	39247	—	—	—	—	55669	39998	40918	—
	4	4	180	56/44	9-15	...V11...	36406	48064	52828	49071	—	41594	—	—	—	—	57989	42373	43291	—
	4	4	192	60/44	11-18	...V12...	41466	56204	60969	57213	—	48596	—	—	—	—	63804	49139	50365	—
	6	6	204	60/44	11-18	...V13...	43934	58675	63438	59683	—	51095	—	—	—	—	72215	51663	52892	—
	6	6	216	60/44	13-20	...V14...	46405	61144	65910	62153	—	53595	—	—	—	—	74687	54193	55418	—
	6	6	240	60/44	13-22	...V15...	51279	66019	70784	67028	—	58529	—	—	—	—	79560	59179	60407	—

Edge Shapes:



! IMPORTANT:


Wood grain direction is along the width dimension (w) on 1-section tops and depth dimension (d) on 2-section tops.

All top sizes are nominal; actual size may vary by +/-2%.

Tables will be in multiple sections depending on size; tops may further be in multiple pieces. See listings above.

< See the Top Options on a previous page for a full range of special top and border treatments that may be applied.


See the Terms & Options section at the front of the price list for POWER-DATA solutions.



Specify: Product No. & Qty
Edge Shape
Tagging
Metal Finish
Wood Finish

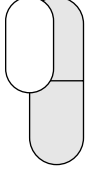
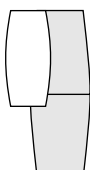
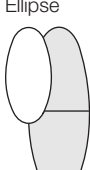
Ø Denotes wire path provided.
‡ Requires field sub-assembly.

Prices listed in Wood1 Finishes.



Solid Wood Edge 2th
Marble Top (Carrara Marble)
USW2M...



Shape	sections		w	d	Seats	Top Code	Top Only	Coda -Vee	Coda -Wire	Coda -X	Cylinder Ø	Plinth Ø	Ryvite	Spyda -T	Spyda -X	Spyda -Y	Uffizi -Loop	Zi-A Ø	Zi-D Ø	
	pcs																			
Track 	1	1	42	30	2-4	...T1...	7429	—	—	—	—	—	—	11106	—	11880	—	—	—	
	1	1	60	30	4-6	...T2...	9294	—	—	—	—	—	—	12973	—	13745	—	—	—	
	1	1	72	36	6-8	...T3...	11915	19482	21162	—	—	—	—	15592	14034	16366	15044	—	—	
	1	1	78	39	6-8	...T4...	13431	20999	22678	22008	—	—	—	17109	15552	17882	16559	—	17034	17394
	1	1	84	42	6-8	...T5...	15062	22627	24306	23635	—	—	—	18737	17180	19511	18188	—	18690	19050
	1	1	90	48	6-8	...T6...	17647	25214	26895	26222	20315	20770	21326	19766	22098	20775	33543	21304	21667	
	1	1	96	48	6-12	...T7...	18656	26221	27903	27232	21325	21792	22780	20774	23106	22119	34552	22342	22702	
	2	108	52	8-12	...T8...	20602	28167	29848	29177	—	23767	—	—	—	—	—	36497	24344	24705	
	3	120	54	8-14	...T9...	24510	32077	33757	33085	—	27838	—	—	—	—	—	40406	28307	28669	
	2	4	132	54	8-14	...T10...	26604	38261	39944	39271	—	31373	—	—	—	—	48187	31992	32534	
	4	144	54	10-16	...T11...	28700	40359	42040	41366	—	33498	—	—	—	—	—	50284	34145	34685	
	4	156	60	10-18	...T12...	32850	44507	49270	45516	—	37981	—	—	—	—	—	54435	38705	39622	
	4	168	60	10-18	...T13...	35097	46753	51517	47761	—	40256	—	—	—	—	—	56679	41007	41926	
	4	180	60	12-20	...T14...	37341	49000	53761	50007	—	42530	—	—	—	—	—	58925	43309	44227	
	4	192	60	12-20	...T15...	42332	57073	61836	58080	—	49463	—	—	—	—	—	64672	50006	51231	
	6	204	60	12-20	...T16...	44729	59468	64232	60476	—	51889	—	—	—	—	—	73010	52458	53687	
	6	216	60	14-22	...T17...	47125	61864	66630	62871	—	54315	—	—	—	—	—	75406	54910	56138	
	6	240	60	16-26	...T18...	51845	66584	71347	67592	—	59095	—	—	—	—	—	80125	59743	60971	
Boat 	1	1	42	30/24	2-4	...B1...	7603	—	—	—	—	—	—	11281	—	12054	—	—	—	
	1	1	60	30/24	4-6	...B2...	9465	—	—	—	—	—	—	13143	—	13917	—	—	—	
	1	1	72	36/28	6-8	...B3...	12081	—	—	—	—	—	—	15760	14200	16532	15210	—	—	
	1	1	78	39/30	6-8	...B4...	13593	—	—	—	—	—	—	17271	15711	18043	16722	—	17195	17556
	1	1	84	42/30	6-8	...B5...	15217	—	—	—	—	—	—	18894	17337	19667	18344	—	18849	19208
	1	1	90	48/32	6-8	...B6...	17800	25366	27047	26376	20468	20922	21477	19919	22251	20928	33695	21458	21819	
	1	1	96	48/32	6-10	...B7...	18803	26370	28051	27379	21471	21940	22930	20922	23253	22269	34700	22489	22850	
	2	108	52/34	8-10	...B8...	20744	28309	29993	29320	—	23910	—	—	—	—	—	36639	24486	24848	
	3	120	54/36	8-12	...B9...	24636	32202	33884	33211	—	27964	—	—	—	—	—	40530	28436	28795	
	2	4	132	54/36	8-12	...B10...	26726	38383	40065	39392	—	31494	—	—	—	—	48308	32113	32655	
	4	144	54/36	10-14	...B11...	28816	40473	42156	41481	—	33614	—	—	—	—	—	50399	34260	34800	
	4	156	60/40	10-16	...B12...	32692	44350	49115	45359	—	37823	—	—	—	—	—	54275	38546	39465	
	4	168	60/40	10-16	...B13...	34933	46589	51356	47599	—	40094	—	—	—	—	—	56517	40845	41764	
	4	180	60/40	12-20	...B14...	37175	48833	53595	49841	—	42364	—	—	—	—	—	58757	43142	44062	
	4	192	60/40	12-20	...B15...	42418	57159	61922	58166	—	49549	—	—	—	—	—	64759	50092	51318	
	6	204	60/40	12-20	...B16...	44809	59550	64313	60557	—	51969	—	—	—	—	—	73090	52538	53766	
	6	216	60/40	14-22	...B17...	47200	61940	66704	62948	—	54390	—	—	—	—	—	75481	54987	56212	
	6	240	60/40	14-24	...B18...	51914	66655	71420	67665	—	59165	—	—	—	—	—	80195	59814	61043	
Ellipse 	1	1	42	30/24	2-4	...E1...	7988	—	—	—	—	—	—	11666	—	12439	—	—	—	
	1	1	60	30/24	4-6	...E2...	9855	—	—	—	—	—	—	13531	—	14305	—	—	—	
	1	1	72	36/24	6	...E3...	12478	—	—	—	—	—	—	16153	—	16927	15604	—	—	
	1	1	78	39/26	6-8	...E4...	13991	—	—	—	—	—	—	17670	16110	18442	17120	—	17592	17954
	1	1	84	42/28	6-8	...E5...	15621	—	—	—	—	—	—	19299	17739	20070	18750	—	19251	19610
	1	1	90	48/32	6-8	...E6...	18208	25774	27456	26784	20874	21329	21884	20326	22658	21334	34102	21866	22227	
	1	1	96	48/32	6-10	...E7...	19217	26784	28466	27791	21884	22355	23341	21334	23667	22680	35112	22904	23263	
	2	108	52/34	8-10	...E8...	21161	28728	30410	29738	—	24327	—	—	—	—	—	37056	24903	25266	
	3	120	54/36	8-12	...E9...	25069	32636	34318	33646	—	28396	—	—	—	—	—	40965	28869	29230	
	2	4	132	54/36	8-12	...E10...	27167	38824	40505	39832	—	31934	—	—	—	—	48749	32554	33096	
	4	144	54/36	10-14	...E11...	29260	40919	42600	41926	—	34059	—	—	—	—	—	50843	34705	35246	
	4	156	60/40	10-16	...E12...	33129	44789	49551	45795	—	38259	—	—	—	—	—	54713	38985	39902	
	4	168	60/40	10-16	...E13...	35375	47033	51797	48041	—	40535	—	—	—	—	—	56959	41285	42207	
	4	180	60/40	10-16	...E14...	37620	49279	54043	50289	—	42811	—	—	—	—	—	59205	43587	44507	
	4	192	60/40	12-20	...E15...	42894	57634	62398	58642	—	50025	—	—	—	—	—	65232	50567	51794	
	6	204	60/40	12-20	...E16...	45288	60029	64792	61039	—	52450	—	—	—	—	—	73569	53018	54245	
	6	216	60/40	14-22	...E17...	47684	62425	67189	63434	—	54874	—	—	—	—	—	75965	55472	56696	
	6	240	60/40	14-24	...E18...	52404	67146	71909	68152	—	59654	—	—	—	—	—	80684	60304	61530	

! IMPORTANT: Edge Shapes: (Please see previous page.)


Grain direction is along the width dimension (w) on 1-section tops and depth dimension (d) on 2-section tops.


All top sizes are nominal; actual size may vary by +/-2%.

Tables will be in multiple sections depending on size; tops may further be in multiple pieces. See listings above.

< See the Top Options on a previous page for a full range of special top and border treatments that may be applied.

See the Terms & Options section at the front of the price list for POWER-DATA solutions.





Solid Wood Edge 2th

Quartz Top: Cambria® standard colors*

USW2Q...



Shape	sections		w	d	Seats	Top Code	Top Only	Coda -Vee	Coda -Wire	Coda -X	Cylinder Ø	Plinth Ø	Ryvite	Spyda -T	Spyda -X	Spyda -Y	Uffizi -Loop	Zi-A Ø	Zi-D Ø							
	pcs	w																								
	1	1	30	Diam	2-3	...C1...	4005	—	—	—	—	—	5845	—	5962	—	—	—	—							
		1	36	Diam	3-4	...C2...	5236	—	—	—	—	—	—	7075	—	7322	—	—	—	—						
	1	42	Diam	3-5	...C3...	6635	—	9718	—	7968	—	8474	—	8721	—	13082	—	—	—	—						
		1	48	Diam	4-6	...C4...	8195	—	11277	—	9579	—	10258	—	10419	—	14639	—	—	—						
	2	2	54	Diam	4-7	...C5...	9938	—	—	—	11733	—	12001	—	12371	—	16383	—	—	—						
		2	60	Diam	5-7	...C6...	11893	—	—	—	13687	—	14616	—	14324	—	18337	—	—	—						
	2	2	66	Diam	5-8	...C7...	14000	—	—	—	16094	—	—	—	—	—	—	—	—	—						
		2	72	Diam	6-9	...C8...	16335	—	—	—	18930	—	—	—	—	—	—	—	—	—						
	1	1	30	30	2-4	...S1...	3365	—	—	—	—	—	5204	—	5321	—	—	—	—							
		1	36	36	4	...S2...	4382	—	—	—	—	—	—	6221	—	6467	—	—	—	—						
	1	42	42	4	...S3...	5565	—	8647	—	—	—	7107	7404	—	7650	—	12011	—	—	—						
		1	48	48	4-8	...S4...	6924	—	10008	—	—	8532	8987	—	9148	—	13370	—	—	—						
	1	54	54	4-8	...S5...	8444	—	—	—	—	—	10151	—	—	10875	—	14889	—	—	—						
		1	60	60	4-8	...S6...	10133	—	—	—	—	11941	—	—	12565	—	16578	—	—	—						
	1	1	42	30	4	...R1...	4744	—	—	—	—	—	8419	—	9193	—	—	—	—							
		1	60	30	4-6	...R2...	6283	—	—	—	—	—	—	9961	—	10734	—	—	—	—						
	1	72	36	4-6	...R3...	8375	15941	17621	16950	—	—	—	—	12051	10493	12825	11503	—	—	—						
		1	78	39	6-8	...R4...	9572	17138	18820	18148	—	—	—	13249	11691	14021	12701	—	13173	13533						
	1	84	42	6-8	...R5...	10853	18420	20099	19428	—	—	—	—	14530	12973	15305	13980	—	14485	14844						
		1	90	48	6-8	...R6...	12871	20436	22118	21446	15537	15993	16547	14989	17320	15999	28765	28765	16527	16889						
	1	96	48	6-12	...R7...	13671	21238	22918	22246	16339	16807	17794	15790	18121	17133	29566	29566	17357	17716							
		2	108	48	8-12	...R8...	15222	22789	24469	23797	—	—	—	—	—	—	—	31118	18965	19327						
	3	120	52	8-14	...R9...	18046	25613	27294	26623	—	—	—	—	—	—	—	—	33944	21846	22206						
		2	4	132	52	8-14	...R10...	19710	31367	33050	32376	—	—	—	—	—	—	—	41293	25098	25640					
	4	144	52	10-16	...R11...	21374	33030	34713	34040	—	—	—	—	—	—	—	—	—	42956	26817	27359					
		4	156	56	10-18	...R12...	24396	36053	40819	37063	—	—	—	—	—	—	—	—	—	45980	30253	31169				
	4	168	56	10-18	...R13...	26172	37829	42594	38837	—	—	—	—	—	—	—	—	—	—	47756	32082	33001				
		4	180	56	12-20	...R14...	27948	39607	44368	40615	—	—	—	—	—	—	—	—	—	—	49531	33916	34835			
	4	192	60	12-20	...R15...	31786	46526	51289	47535	—	—	—	—	—	—	—	—	—	—	—	54126	39459	40687			
		6	204	60	12-20	...R16...	33673	48415	53177	49421	—	—	—	—	—	—	—	—	—	—	—	61953	41401	42630		
	6	216	60	14-22	...R17...	35561	50301	55065	51309	—	—	—	—	—	—	—	—	—	—	—	—	63842	43348	44574		
		6	240	60	16-26	...R18...	39288	54027	58794	55037	—	—	—	—	—	—	—	—	—	—	—	—	67569	47187	48416	
	1	1	78	39/26	5-7	...V1...	9944	—	—	—	—	—	13621	12063	14393	13072	—	—	—							
		1	84	42/28	5-7	...V2...	11239	—	—	—	—	—	—	14918	13358	15691	14368	—	—	—						
	1	90	48/36	5-7	...V3...	13274	20839	22519	21848	15941	—	—	—	16950	15392	17725	16400	29169	16929	17291						
		1	96	48/36	5-9	...V4...	14087	21653	23335	22663	16754	—	—	—	18212	16205	18537	17550	29982	17773	18133					
	2	108	48/36	7-9	...V5...	15652	23220	24901	24231	—	—	—	—	—	—	—	—	—	—	31548	19396	19757				
		3	120	52/40	7-11	...V6...	18531	26097	27779	27106	—	21858	—	—	—	—	—	—	—	—	34427	22330	22692			
	2	4	132	52/40	7-11	...V7...	20209	31868	33550	32876	—	—	—	—	—	—	—	—	—	—	—	41793	25599	26139		
		4	144	52/40	9-13	...V8...	21886	33545	35227	34555	—	—	—	—	—	—	—	—	—	—	—	43471	27332	27873		
	4	156	56/44	9-15	...V9...	24887	36547	41310	37554	—	—	—	—	—	—	—	—	—	—	—	—	46472	30744	31661		
		4	168	56/44	9-15	...V10...	26680	38338	43100	39344	—	—	—	—	—	—	—	—	—	—	—	—	48262	32590	33510	
	4	180	56/44	9-15	...V11...	28470	40129	44891	41136	—	—	—	—	—	—	—	—	—	—	—	—	—	50054	34439	35357	
		4	192	60/44	11-18	...V12...	32394	47133	51900	48143	—	—	—	—	—	—	—	—	—	—	—	—	—	54735	40068	41294
	6	204	60/44	11-18	...V13...	34297	49037	53803	50047	—	—	—	—	—	—	—	—	—	—	—	—	—	—	62580	42028	43255
		6	216	60/44	13-20	...V14...	36201	50940	55705	51947	—	—	—	—	—	—	—	—	—	—	—	—	—	—	64482	43986
	6	240	60/44	13-22	...V15...	39943	54683	59446	55690	—	—	—	—	—	—	—	—	—	—	—	—	—	—	—	68223	47842

Edge Shapes:



! IMPORTANT:


Wood grain direction is along the width dimension (w) on 1-section tops and depth dimension (d) on 2-section tops.


All top sizes are nominal; actual size may vary by +/-2%.

Tables will be in multiple sections depending on size; tops may further be in multiple pieces. See listings above.

< See the Top Options on a previous page for a full range of special top and border treatments that may be applied.

See the Terms & Options section at the front of the price list for POWER-DATA solutions.

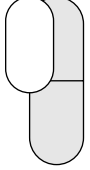
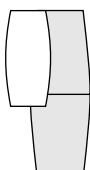
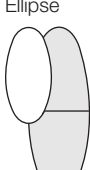




Solid Wood Edge 2th

Quartz Top: Cambria® standard colors*
USW2Q...



Shape	sections		w	d	Seats	Top Code	Top Only	Coda -Vee	Coda -Wire	Coda -X	Cylinder Ø	Plinth Ø	Ryvite	Spyda -T	Spyda -X	Spyda -Y	Uffizi -Loop	Zi-A Ø	Zi-D Ø	
	pcs																			
Track 	1	1	42	30	2-4	...T1...	6435	—	—	—	—	—	—	10113	—	10888	—	—	—	—
	1	1	60	30	4-6	...T2...	7878	—	—	—	—	—	—	11555	—	12328	—	—	—	—
	1	1	72	36	6-8	...T3...	9876	17441	19123	—	—	—	—	13553	11994	14325	13004	—	—	—
	1	1	78	39	6-8	...T4...	11037	18603	20284	19610	—	—	—	14712	13155	15486	14163	—	14638	14997
	1	1	84	42	6-8	...T5...	12283	19850	21530	20859	—	—	—	15959	14403	16735	15410	—	15914	16274
	1	1	90	48	6-8	...T6...	14246	21813	23493	22821	16914	17369	17923	16365	18696	17374	30142	17903	18265	—
	1	1	96	48	6-12	...T7...	15027	22595	24275	23604	17697	18165	19154	17147	19480	18493	30925	18714	19075	—
	2	108	52	8-12	...T8...	16520	24085	25767	25095	—	19684	—	—	—	—	—	32414	20261	20621	—
	3	120	54	8-14	...T9...	19597	27163	28844	28171	—	22923	—	—	—	—	—	35492	23395	23755	—
	2	4	132	54	8-14	...T10...	21201	32860	34539	33867	—	25969	—	—	—	—	42785	26591	27129	—
	4	144	54	10-16	...T11...	22805	34463	36144	35471	—	27604	—	—	—	—	—	44389	28249	28790	—
	4	156	60	10-18	...T12...	25971	37630	42394	38640	—	31102	—	—	—	—	—	47555	31826	32746	—
	4	168	60	10-18	...T13...	27689	39345	44108	40353	—	32849	—	—	—	—	—	49270	33599	34520	—
	4	180	60	12-20	...T14...	29404	41063	45825	42071	—	34592	—	—	—	—	—	50987	35372	36291	—
	4	192	60	12-20	...T15...	33262	48002	52765	49008	—	40392	—	—	—	—	—	55600	40935	42163	—
	6	204	60	12-20	...T16...	35089	49832	54595	50840	—	42252	—	—	—	—	—	63373	42822	44047	—
	6	216	60	14-22	...T17...	36919	51659	56422	52667	—	44108	—	—	—	—	—	65199	44706	45933	—
	6	240	60	16-26	...T18...	40505	55246	60010	56254	—	47756	—	—	—	—	—	68786	48403	49632	—
Boat 	1	1	42	30/24	2-4	...B1...	6613	—	—	—	—	—	—	10290	—	11064	—	—	—	—
	1	1	60	30/24	4-6	...B2...	8049	—	—	—	—	—	—	11726	—	12499	—	—	—	—
	1	1	72	36/28	6-8	...B3...	10042	—	—	—	—	—	—	13719	12160	14493	13170	—	—	—
	1	1	78	39/30	6-8	...B4...	11198	—	—	—	—	—	—	14876	13316	15649	14325	—	14798	15160
	1	1	84	42/30	6-8	...B5...	12439	—	—	—	—	—	—	16116	14557	16889	15566	—	16069	16430
	1	1	90	48/32	6-8	...B6...	14400	21964	23645	22974	17067	17520	18075	16517	18850	17526	30295	18057	18418	—
	1	1	96	48/32	6-10	...B7...	15174	22741	24423	23751	17843	18312	19301	17292	19625	18639	31071	18860	19221	—
	2	108	52/34	8-10	...B8...	16661	24229	25909	25237	—	19826	—	—	—	—	—	32557	20402	20764	—
	3	120	54/36	8-12	...B9...	19722	27289	28969	28298	—	23051	—	—	—	—	—	35619	23520	23882	—
	2	4	132	54/36	8-12	...B10...	21323	32979	34661	33987	—	26089	—	—	—	—	42906	26712	27250	—
	4	144	54/36	10-14	...B11...	22919	34580	36259	35586	—	27719	—	—	—	—	—	44503	28364	28905	—
	4	156	60/40	10-16	...B12...	25815	37472	42237	38480	—	30944	—	—	—	—	—	47398	31670	32589	—
	4	168	60/40	10-16	...B13...	27528	39184	43948	40191	—	32686	—	—	—	—	—	49110	33437	34357	—
	4	180	60/40	12-20	...B14...	29237	40896	45660	41905	—	34427	—	—	—	—	—	50820	35203	36124	—
	4	192	60/40	12-20	...B15...	33348	48088	52851	49094	—	40480	—	—	—	—	—	55688	41020	42249	—
	6	204	60/40	12-20	...B16...	35172	49913	54678	50922	—	42334	—	—	—	—	—	63454	42902	44130	—
	6	216	60/40	14-22	...B17...	36996	51737	56500	52744	—	44187	—	—	—	—	—	65277	44783	46008	—
	6	240	60/40	14-24	...B18...	40578	55318	60082	56326	—	47827	—	—	—	—	—	68858	48477	49704	—
Ellipse 	1	1	42	30/24	2-4	...E1...	6997	—	—	—	—	—	—	10675	—	11448	—	—	—	—
	1	1	60	30/24	4-6	...E2...	8438	—	—	—	—	—	—	12114	—	12889	—	—	—	—
	1	1	72	36/24	6	...E3...	10435	—	—	—	—	—	—	14113	—	14886	13563	—	—	—
	1	1	78	39/26	6-8	...E4...	11596	—	—	—	—	—	—	15275	13716	16049	14725	—	15198	15560
	1	1	84	42/28	6-8	...E5...	12843	—	—	—	—	—	—	16521	14961	17292	15971	—	16473	16832
	1	1	90	48/32	6-8	...E6...	14807	22373	24055	23383	17474	17928	18484	16926	19258	17935	30701	18465	18826	—
	1	1	96	48/32	6-10	...E7...	15589	23153	24837	24163	18255	18725	19712	17706	20038	19052	31482	19275	19634	—
	2	108	52/34	8-10	...E8...	17080	24645	26327	25656	—	20245	—	—	—	—	—	32976	20823	21184	—
	3	120	54/36	8-12	...E9...	20156	27723	29404	28733	—	23486	—	—	—	—	—	36051	23955	24317	—
	2	4	132	54/36	8-12	...E10...	21761	33417	35101	34427	—	26529	—	—	—	—	43344	27149	27691	—
	4	144	54/36	10-14	...E11...	23365	35022	36704	36032	—	28164	—	—	—	—	—	44947	28811	29350	—
	4	156	60/40	10-16	...E12...	26252	37910	42675	38918	—	31382	—	—	—	—	—	47838	32107	33025	—
	4	168	60/40	10-16	...E13...	27967	39627	44390	40634	—	33128	—	—	—	—	—	49551	33878	34799	—
	4	180	60/40	10-16	...E14...	29684	41341	46107	42350	—	34872	—	—	—	—	—	51269	35651	36570	—
	4	192	60/40	12-20	...E15...	33823	48564	53328	49571	—	40954	—	—	—	—	—	56163	41497	42724	—
	6	204	60/40	12-20	...E16...	35651	50392	55155	51398	—	42812	—	—	—	—	—	63931	43379	44608	—
	6	216	60/40	14-22	...E17...	37479	52220	56985	53230	—	44671	—	—	—	—	—	65763	45268	46493	—
	6	240	60/40	14-24	...E18...	41067	55806	60569	56815	—	48316	—	—	—	—	—	69347	48966	50192	—

! IMPORTANT: Edge Shapes: (Please see previous page.)


Grain direction is along the width dimension (w) on 1-section tops and depth dimension (d) on 2-section tops.

All top sizes are nominal; actual size may vary by +/-2%.

Tables will be in multiple sections depending on size; tops may further be in multiple pieces. See listings above.

< See the Top Options on a previous page for a full range of special top and border treatments that may be applied.

See the Terms & Options section at the front of the price list for POWER-DATA solutions.



TQ = Tuohy QuickShip is available in columns tagged with this symbol.
 To order, insert "TQ" before the product prefix. Ex: TQUSW2W... replaces USW2W...
 Inquire with Customer Service on current lead-times and power-data options.



Solid Wood Edge 2th

Wood1 Top (all colors)

USW2W...



Shape	sections		w	d	Seats	Top Code	Top Only	Coda -Vee	Coda -Wire	Coda -X	Cylinder Ø	Plinth Ø	Ryvlt	Spyda -T	Spyda -X	Spyda -Y	Uffizi -Loop	Zi-A Ø	Zi-D Ø	
	pcs	w																		
<p>Circle</p>	1	1	30	Diam	2-3	...C1...	2474	—	—	—	—	—	—	—	—	—	—	—	—	—
	1	1	36	Diam	3-4	...C2...	3027	—	—	—	—	—	—	—	—	—	—	—	—	—
	1	1	42	Diam	3-5	...C3...	3631	—	6716	—	4964	—	5471	—	5717	—	10077	—	—	—
	1	1	48	Diam	4-6	...C4...	4272	—	7354	—	5657	—	6335	—	6497	—	10717	—	—	—
	1	1	54	Diam	4-7	...C5...	4974	—	—	—	6768	—	7037	—	7407	—	11419	—	—	—
	1	1	60	Diam	5-7	...C6...	5762	—	—	—	7555	—	8485	—	8195	—	12208	—	—	—
	2	2	66	Diam	5-8	...C7...	6583	—	—	—	8678	—	—	—	—	—	—	—	—	—
	2	2	72	Diam	6-9	...C8...	7505	—	—	—	10101	—	—	—	—	—	—	—	—	—
<p>Square</p>	1	1	30	30	2-4	...S1...	1833	—	—	—	—	—	3669	—	3787	—	—	—	—	—
	1	1	36	36	4	...S2...	2174	—	—	—	—	—	4013	—	4260	—	—	—	—	—
	1	1	42	42	4	...S3...	2561	—	5643	—	—	4102	4399	—	4646	—	9005	—	—	—
	1	1	48	48	4-8	...S4...	3000	—	6083	—	—	4607	5063	—	5225	—	9446	—	—	—
	1	1	54	54	4-8	...S5...	3480	—	—	—	—	5187	—	—	5910	—	9924	—	—	—
	1	1	60	60	4-8	...S6...	4002	—	—	—	—	5811	—	—	6434	—	10447	—	—	—
<p>Rectangle</p>	1	1	42	30	4	...R1...	2597	—	—	—	—	—	6275	—	7049	—	—	—	—	—
	1	1	60	30	4-6	...R2...	3217	—	—	—	—	—	6894	—	7667	—	—	—	—	—
	1	1	72	36	4-6	...R3...	3959	11527	13206	12536	—	—	7637	6078	8411	7087	—	—	—	—
	1	1	78	39	6-8	...R4...	4391	11958	13640	12967	—	—	8069	6510	8842	7519	—	7993	8353	—
	1	1	84	42	6-8	...R5...	4846	12412	14093	13421	—	—	8525	6965	9297	7972	—	8476	8837	—
	1	1	90	48	6-8	...R6...	5514	13082	14762	14090	8182	8637	9192	7633	9965	8643	21410	9171	9533	—
	1	1	96	48	6-12	...R7...	5823	13391	15072	14402	8493	8961	9949	7942	10276	9288	21720	9509	9871	—
	1	1	108	48	8-12	...R8...	6393	13960	15642	14968	9060	9560	10519	8511	10844	9858	22288	10136	10496	—
	1	1	120	52	8-14	...R9...	7420	14987	16668	15997	10191	10749	11548	10767	11870	10887	23316	11220	11582	—
	2	2	132	52	8-14	...R10...	8021	19680	21361	20689	12172	12791	12145	11367	12472	12600	29604	13411	13950	—
	2	2	144	52	10-16	...R11...	8623	20281	21962	21289	12774	13421	14810	11967	15297	13201	30205	14066	14608	—
	2	2	156	56	10-18	...R12...	9520	21180	25942	22186	14901	14650	15707	12866	16195	15209	31104	15374	16293	—
	2	2	168	56	10-18	...R13...	10151	21812	26574	22818	15534	15312	16340	13498	16828	15840	31736	16063	16983	—
	2	2	180	56	12-20	...R14...	10783	22444	27205	23450	16165	15972	16971	14130	17459	16471	32366	16750	17671	—
	2	2	192	60	12-20	...R15...	12169	26910	31675	27918	19344	19302	18359	16855	18846	20085	34509	19843	21071	—
	2	2	204	60	12-20	...R16...	12830	27572	32335	28579	20006	19993	21081	17516	21731	20745	41111	20559	21788	—
	2	2	216	60	14-22	...R17...	13494	28236	32997	29242	20668	20685	21743	18179	22393	21408	41775	21280	22507	—
	2	2	240	60	16-26	...R18...	14767	29509	34271	30517	21942	22018	23020	19454	23667	22681	43048	22666	23894	—
<p>Video</p>	1	1	78	39/26	5-7	...V1...	4763	—	—	—	—	—	8442	6882	9215	7893	—	—	—	—
	1	1	84	42/28	5-7	...V2...	5234	—	—	—	—	—	8910	7352	9684	8361	—	—	—	—
	1	1	90	48/36	5-7	...V3...	5914	13482	15162	14492	8584	—	9592	8035	10367	9043	21812	9573	9935	—
	1	1	96	48/36	5-9	...V4...	6240	13806	15488	14817	8909	—	10367	8359	10690	9706	22135	9927	10288	—
	1	1	108	48/36	7-9	...V5...	6827	14392	16074	15402	9494	—	10952	8945	11277	10290	22722	10568	10930	—
	1	1	120	52/40	7-11	...V6...	7904	15472	17153	16481	10675	11233	12030	11251	12356	11369	23801	11704	12067	—
	2	2	132	52/40	7-11	...V7...	8522	20179	21859	21187	12674	13289	12647	11867	12973	13101	30104	13912	14448	—
	2	2	144	52/40	9-13	...V8...	9138	20795	22477	21801	13289	13935	15324	12483	15812	13716	30720	14581	15123	—
	2	2	156	56/44	9-15	...V9...	10014	21671	26434	22678	15395	15142	16200	13358	16687	15703	31596	15868	16787	—
	2	2	168	56/44	9-15	...V10...	10659	22317	27082	23325	16041	15820	16848	14005	17333	16348	32244	16571	17490	—
	2	2	180	56/44	9-15	...V11...	11306	22965	27727	23971	16686	16494	17493	14651	17980	16995	32890	17272	18192	—
	2	2	192	60/44	11-18	...V12...	12776	27518	32282	28527	19952	19910	18966	17463	19454	20693	35117	20453	21678	—
	2	2	204	60/44	11-18	...V13...	13455	28195	32958	29202	20630	20614	21704	18138	22355	21368	41735	21184	22412	—
	2	2	216	60/44	13-20	...V14...	14132	28873	33636	29882	21307	21325	22384	18819	23032	22046	42412	21918	23145	—
	2	2	240	60/44	13-22	...V15...	15422	30162	34926	31169	22597	22672	23670	20106	24322	23336	43702	23322	24548	—

Edge Shapes:



! IMPORTANT:


Wood grain direction is along the width dimension (w) on 1-section tops and depth dimension (d) on 2-section tops.

All top sizes are nominal; actual size may vary by +/-2%.

Tables will be in multiple sections depending on size; tops may further be in multiple pieces. See listings above.

< See the Top Options on a previous page for a full range of special top and border treatments that may be applied.

See the Terms & Options section at the front of the price list for POWER-DATA solutions.



TQ = Tuohy QuickShip is available in columns tagged with this symbol.
 To order, insert "TQ" before the product prefix. Ex: TQUSW2W... replaces USW2W...
 Inquire with Customer Service on current lead-times and power-data options.

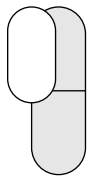
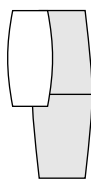
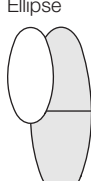


Solid Wood Edge 2th


Wood1 Top (all colors)

USW2W...



Shape	sections		w	d	Seats	Top Code	Top Only	Coda -Vee	Coda -Wire	Coda -X	Cylinder Ø	Plinth Ø	Ryvit	Spyda -T	Spyda -X	Spyda -Y	Uffizi -Loop	Zi-A Ø	Zi-D Ø		
	pcs																				
Track 	1	1	42	30	2-4	...T1...	4290	—	—	—	—	—	7966	—	8740	—	—	—	—		
		1	60	30	4-6	...T2...	4812	—	—	—	—	—	8490	—	9261	—	—	—	—		
		1	72	36	6-8	...T3...	5460	13028	14708	—	—	—	9139	7579	9913	8589	—	—	—		
		1	78	39	6-8	...T4...	5857	13424	15104	14433	—	—	9533	7977	10308	8985	—	—	9459	9818	
		1	84	42	6-8	...T5...	6276	13841	15524	14851	—	—	9953	8394	10725	9404	—	—	9906	10265	
		1	90	48	6-8	...T6...	6891	14458	16138	15465	9558	10011	10567	9010	11340	10018	22786	10548	10907		
		1	96	48	6-12	...T7...	7182	14748	16430	15758	9850	10319	11307	9301	11633	10646	23078	10868	11228		
		1	108	52	8-12	...T8...	7692	15257	16940	16268	10359	10859	11815	9809	12141	11155	23586	11436	11796		
		1	120	54	8-14	...T9...	8970	16536	18218	17546	11740	12298	13096	12316	13421	12435	24867	12769	13131		
		2	2	132	54	8-14	...T10...	9513	21171	22851	22178	13665	14280	13639	12858	13962	14091	31095	14901	15442	
			2	144	54	10-16	...T11...	10053	21712	23394	22720	14206	14852	16243	13400	16728	14634	31638	15499	16038	
			2	156	60	10-18	...T12...	11095	22753	27517	23761	16475	16225	17284	14440	17770	16783	32679	16950	17869	
			2	168	60	10-18	...T13...	11668	23325	28089	24333	17047	16828	17854	15013	18342	17355	33251	17578	18499	
			2	180	60	12-20	...T14...	12239	23898	28661	24905	17619	17429	18427	15585	18914	17927	33823	18206	19127	
			2	192	60	12-20	...T15...	13645	28385	33150	29394	20818	20778	19832	18331	20320	21558	35985	21319	22545	
			2	204	60	12-20	...T16...	14248	28990	33753	29998	21423	21410	22500	18935	23148	22162	42530	21979	23205	
			2	216	60	14-22	...T17...	14851	29593	34356	30600	22025	22042	23101	19537	23751	22765	43131	22638	23864	
			2	240	60	16-26	...T18...	15984	30725	35489	31734	23159	23234	24236	20669	24883	23899	44267	23884	25111	
Boat 	1		1	42	30/24	2-4	...B1...	4468	—	—	—	—	—	8145	—	8918	—	—	—	—	
		1	60	30/24	4-6	...B2...	4985	—	—	—	—	—	8659	—	9434	—	—	—	—		
		1	72	36/28	6-8	...B3...	5628	—	—	—	—	—	9304	7746	10078	8756	—	—	—		
		1	78	39/30	6-8	...B4...	6018	—	—	—	—	—	9694	8136	10468	9145	—	—	9620	9980	
		1	84	42/30	6-8	...B5...	6432	—	—	—	—	—	10108	8552	10882	9560	—	—	10062	10422	
		1	90	48/32	6-8	...B6...	7043	14609	16289	15619	9712	10165	10720	9162	11494	10172	22938	10701	11063		
		1	96	48/32	6-10	...B7...	7328	14895	16577	15905	9996	10465	11452	9447	11779	10792	23223	11014	11376		
		1	108	52/34	8-10	...B8...	7834	15400	17081	16409	10502	11000	11959	9953	12285	11298	23728	11578	11938		
		1	120	54/36	8-12	...B9...	9097	16663	18343	17672	11866	12425	13223	12442	13548	12561	24991	12895	13256		
		2	2	132	54/36	8-12	...B10...	9633	21293	22973	22300	13786	14403	13758	12980	14084	14214	31216	15021	15562	
			2	144	54/36	10-14	...B11...	10168	21827	23509	22835	14321	14967	16356	13515	16844	14748	31753	15614	16153	
			2	156	60/40	10-16	...B12...	10940	22598	27361	23606	16321	16069	17127	14285	17615	16628	32523	16795	17713	
			2	168	60/40	10-16	...B13...	11505	23164	27927	24172	16886	16666	17695	14851	18180	17194	33087	17415	18336	
			2	180	60/40	12-20	...B14...	12073	23730	28496	24738	17455	17261	18260	15419	18747	17761	33656	18040	18960	
			2	192	60/40	12-20	...B15...	13731	28472	33236	29480	20906	20863	19919	18417	20406	21646	36071	21405	22632	
			2	204	60/40	12-20	...B16...	14331	29072	33836	30080	21504	21491	22580	19016	23231	22245	42611	22060	23287	
			2	216	60/40	14-22	...B17...	14929	29668	34433	30677	22102	22119	23178	19612	23827	22844	43210	22717	23941	
			2	240	60/40	14-24	...B18...	16057	30799	35561	31805	23232	23307	24306	20742	24957	23971	44337	23957	25183	
Ellipse 	1		1	42	30/24	2-4	...E1...	4851	—	—	—	—	—	8529	—	9302	—	—	—	—	
		1	60	30/24	4-6	...E2...	5373	—	—	—	—	—	—	9049	—	9823	—	—	—	—	
		1	72	36/24	6	...E3...	6021	—	—	—	—	—	—	9697	—	10471	9148	—	—	—	
		1	78	39/26	6-8	...E4...	6419	—	—	—	—	—	—	10095	8536	10868	9545	—	—	10020	10379
		1	84	42/28	6-8	...E5...	6835	—	—	—	—	—	—	10512	8955	11286	9963	—	—	10465	10826
		1	90	48/32	6-8	...E6...	7451	15017	16698	16027	10119	10573	11128	9570	11902	10579	23346	11109	11470		
		1	96	48/32	6-10	...E7...	7742	15309	16988	16316	10409	10877	11867	9860	12193	11206	23637	11428	11788		
		1	108	52/34	8-10	...E8...	8253	15819	17498	16828	10920	11418	12376	10372	12703	11715	24148	11994	12356		
		1	120	54/36	8-12	...E9...	9532	17098	18780	18107	12301	12859	13658	12879	13981	12995	25426	13330	13691		
		2	2	132	54/36	8-12	...E10...	10072	21731	23412	22737	14225	14840	14198	13418	14523	14651	31656	15461	16001	
			2	144	54/36	10-14	...E11...	10615	22272	23953	23280	14766	15412	16801	13960	17289	15192	32197	16059	16599	
			2	156	60/40	10-16	...E12...	11376	23033	27796	24040	16756	16504	17562	14720	18050	17065	32958	17230	18149	
			2	168	60/40	10-16	...E13...	11949	23607	28369	24614	17330	17109	18136	15294	18622	17638	33532	17860	18780	
			2	180	60/40	10-16	...E14...	12521	24179	28941	25187	17902	17708	18708	15866	19195	18209	34103	18487	19407	
			2	192	60/40	12-20	...E15...	14206	28945	33711	29955	21381	21338	20395	18890	20881	22120	36547	21879	23108	
			2	204	60/40	12-20	...E16...	14808	29547	34313	30557	21983	21969	23059	19493	23709	22723	43090	22538	23766	
			2	216	60/40	14-22	...E17...	15412	30152	34917	31161	22587	22603	23663	20097	24311	23328	43694	23201	24425	
			2	240	60/40	14-24	...E18...	16546	31287	36050	32293	23721	23796	24795	21231	25446	24461	44826	24446	25672	

! IMPORTANT: Edge Shapes: (Please see previous page.)
 Grain direction is along the width dimension (w) on 1-section tops and depth dimension (d) on 2-section tops.
 All top sizes are nominal; actual size may vary by +/-2%.
 Tables will be in multiple sections depending on size; tops may further be in multiple pieces. See listings above.
 < See the Top Options on a previous page for a full range of special top and border treatments that may be applied.
 See the Terms & Options section at the front of the price list for POWER-DATA solutions.



Specify: Product No. & Qty
 Edge Shape
 Tagging
 Metal Finish
 Wood Finish

Ø Denotes wire path provided.
 ‡ Requires field sub-assembly.

Prices listed in Wood1 Finishes.

PRICING & SPECIFICATION GUIDE
Zi Training Tables Collection

May 1, 2023

TUOHY



Design:
TUOHY Design Team

Training Tables

CZ3

Training Tables



			Product No.	List \$
1.25th Tilt-Top with Casters	w	d	29.9h	Wood1
Training Table 6024	60	24	XT6024	4299
• Training Table 6030	60	30	XT6030	4394
Training Table 7224	72	24	XT7224	4376
Training Table 7230	72	30	XT7230	4480
Training Table 7236	72	36	XT7236	4586

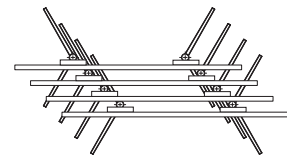
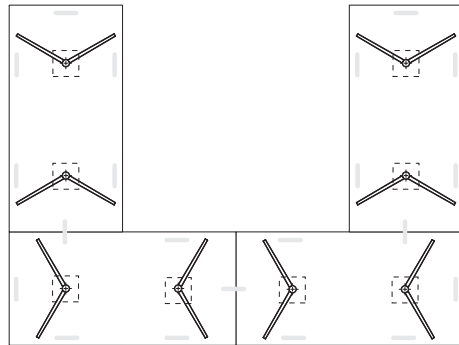
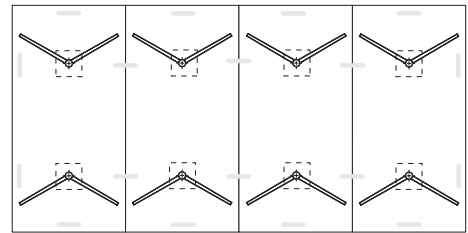
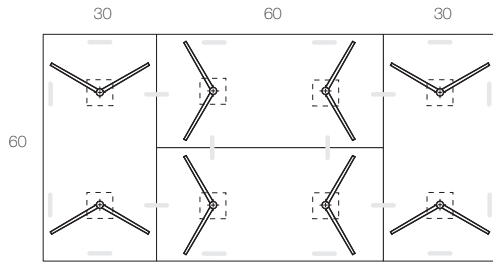
! Notes:

Standard base finish is MRBS Resin Brushed Steel.

Bases have locking casters.

Gang devices are on underside of top. Ganging tables should always be the same depth; widths can vary.

Base location is 1/2 table depth from the end.



Specify: Product Number
Quantity
Color/Finish
Tagging

• Denotes Item is illustrated.
‡ Requires field sub-assembly.

Woods listed at Wood1 level

PRICING & SPECIFICATION GUIDE
Lectern Collection

May 1, 2024

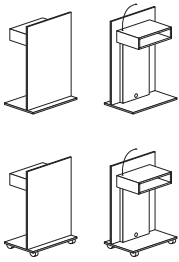
TUOHY



Conference: **Lecterns**

Presenter's Podium	CL3
Advantage Lectern	CL3
Montrose Lectern	CL4
Montrose Adaptive Lectern	CL5
Battery Power Options	CL6

Presenter's Podium



	30w	19.8d	45h	Product No.	List \$	Product No.	List \$
				Wood1		Wood1 Two-Tone	
• Podium				XP30	7495	XP301	7495
• Podium with Microphone				XP30M	9969	XP301M	9969
• Podium on Casters				XP30C	8931	XP301C	8931
• Podium on Casters, with Microphone				XP30MC	11405	XP301MC	11405

! Notes:

Front panel and speaker's platform are Wood1.

Wood1 Two-Tone finishes have the front panel and speaker's platform in different Wood1 finishes; specify each. (See image below for Podium with Microphone in Wood1 Two-Tone finish.)

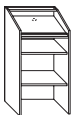
Rear vertical chase is (MSBN) Satin Brushed Nickel (~MRBS); base finish is (MBSS) Brushed Stainless Steel.

Microphone is TUOHY model S2E.Q00.000 with XLR plug and 12-inch gooseneck stem; color is black.

Microphone power wires to be provided by others.



Advantage Lectern



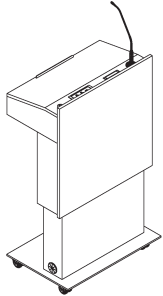
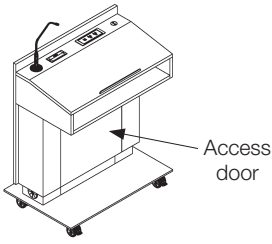
	24w	18d	44.4h	Product No.	List \$
No Top Cap/Detail				Wood1	
• Lectern				70YPC00	2815
Lectern with Pre-drill for Microphone				70YPC05	3932

! Notes:

For Lectern with Pre-drill for Microphone, specify exact hole size and placement if customer's microphone is used. See page 17 of the Terms & Options section for TUOHY's optional microphone listing.

Product No. List \$

Montrose Lectern



Fixed Height Lectern	30w	19.8d	Wood1	
Lectern with Microphone			MTRF30	7625
Lectern on Casters			MTRF30M	10102
Lectern on Casters, with Microphone			MTRF30C	9210
			MTRF30MC	11687

Adjustable Height				
Adj Ht Lectern			MTRH30	10334
Adj Ht Lectern with Microphone			MTRH30M	12811
Adj Ht Lectern on Casters			MTRH30C	11855
• Adj Ht Lectern on Casters, with Microphone			MTRH30MC	14332

! Notes:
 Microphone is TUOHY model S2E.Q00.000 with XLR plug and 12-inch gooseneck stem; color is black.
 Microphone power wires to be provided by others.
 Black casters 2 w/ brakes, 2 without.
 Lecterns are electric powered. See page CL6 for battery power for adj ht lecterns, and optional AAP plates.

> Options:

Specify base and pencil catch finish from standard powder coat colors.

- (MRW) Resin White
- (MRSA) Resin Satin Aluminum
- (MRTG) Resin Thunder Gray
- (MRB) Resin Black
- (MRBM) Resin Black Matte
- (MRBZ) Resin Bronze

For Brushed Stainless Steel specify (MBSS) and add \$400 to list price.

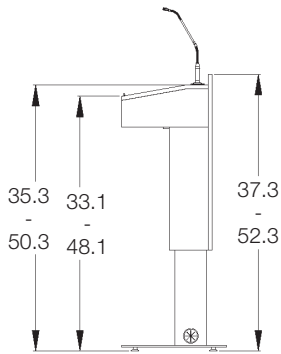
To Include Dean Z-Mount and USB Powered Led Light append P to end of Product Code and add \$895 to list price.

Dean Z-Mount is 3-port with 2 Simplex and USB-A+C; soft plug, standard color options.

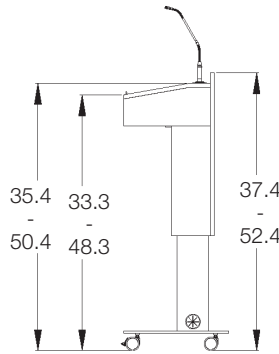
USB powered led light is dimmable, flexible, gooseneck (black).

Includes power strip w/ 15' cord.

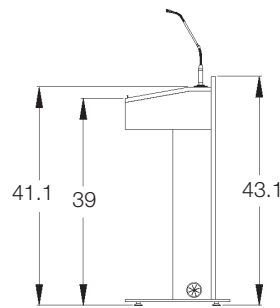
Black flex grommet on either side for wire exit and wire exit in bottom.



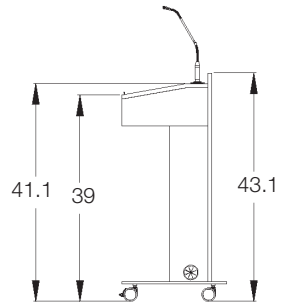
Height Adjustable/Non-Mobile



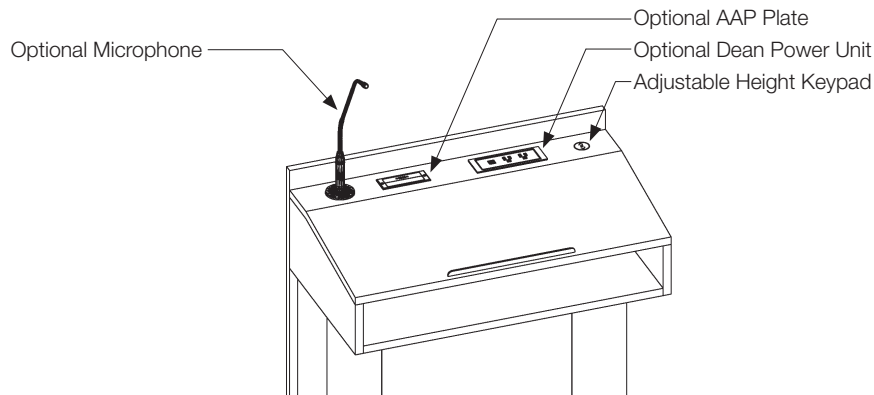
Height Adjustable/Mobile



Fixed Height/Non-Mobile



Fixed Height/Mobile



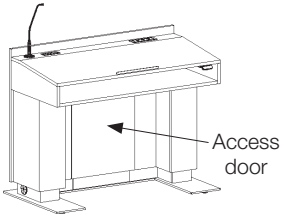
Specify: Product Number
 Quantity
 Color/Finish
 Tagging

• Denotes Item is illustrated.
 ‡ Requires field sub-assembly.

Woods listed at Wood1 level

Montrose Adaptive Lectern

Product No. List \$



Adjustable Height	46.2w 24.9d	Wood1	
Adj Ht Lectern		MTRH46	12444
• Adj Ht Lectern with Microphone		MTRH46M	14921
Adj Ht Lectern on Casters		MTRH46C	13680
Adj Ht Lectern on Casters, with Microphone		MTRH46MC	16157

! Notes:

Microphone is TUOHY model S2E.Q00.000 with XLR plug and 12-inch gooseneck stem; color is black.
 Microphone power wires to be provided by others.
 Black casters 2 w/ brakes, 2 without.
 Lecterns are electric powered. See page CL6 for battery power for adj ht lecterns, and optional AAP plates.

> Options:

Specify base and pencil catch finish from standard powder coat colors.

- (MRW) Resin White
- (MRSA) Resin Satin Aluminum
- (MRTG) Resin Thunder Gray
- (MRB) Resin Black
- (MRBM) Resin Black Matte
- (MRBZ) Resin Bronze

For Brushed Stainless Steel specify (MBSS) and add \$400 to list price.

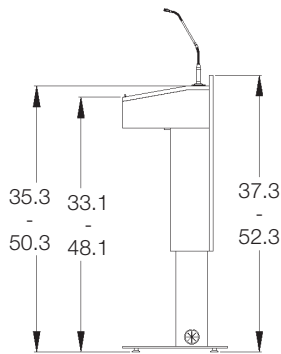
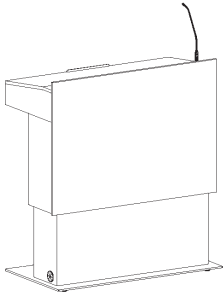
To Include Dean Z-Mount and USB Powered Led Light append P to end of Product Code and add \$895 to list price.

Dean Z-Mount is 3-port with 2 Simplex and USB-A+C; soft plug, standard color options.

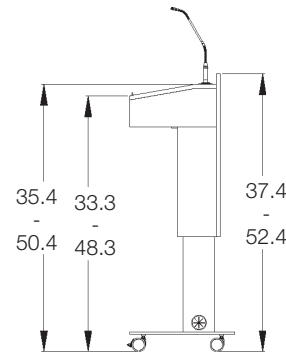
USB powered led light is dimmable, flexible, gooseneck (black).

Includes power strip w/ 15' cord.

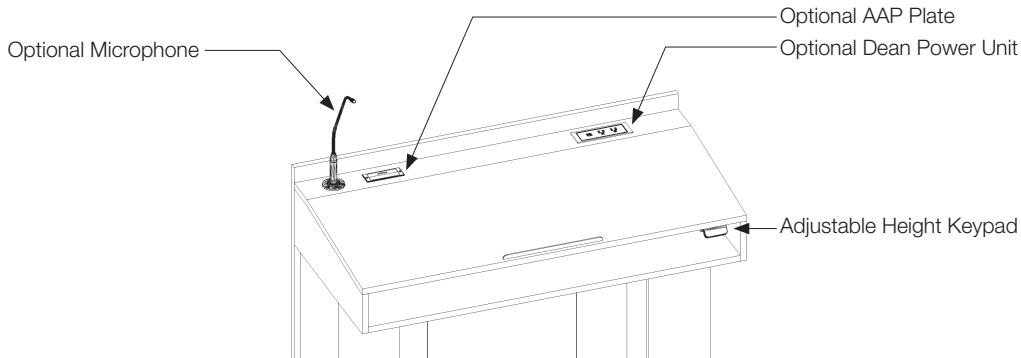
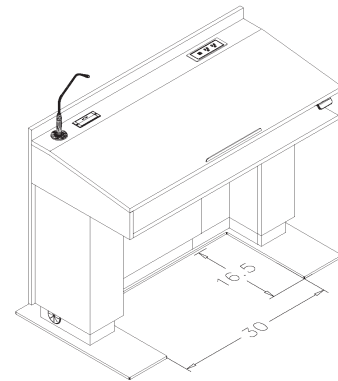
Black flex grommet on either side for wire exit and wire exit in bottom.



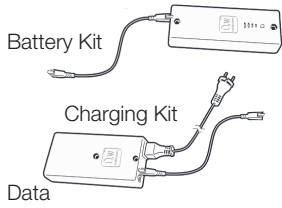
Height Adjustable/Non-Mobile



Height Adjustable/Mobile



Battery Power Options



	Product No.	List \$
Battery Kit	ELBK	975
Charging Kit	ELCK	200

! Notes:

Battery Kit includes Battery and 8-in cable to plug into desk control box.

Charging Kit includes 8-in cable, charger, and power cable.

Battery power is for height adjustable settings only. Battery kit will not work for microphone or power/USB unit.

(2) AAP Plates; one with HDMI, 1 Blank	AAP2HB	310
--	--------	-----


PRICING & SPECIFICATION GUIDE
Glass Markerboard Collection

June 1, 2023

TUOHY



Glass Options



Gloss

Matte

Mounting Options



Edge Grips




Z-Clips



Concealed Z-Clips

Edge Grip Finish Options



BRUSHED NICKEL

CHROME

MATTE BLACK



Optional Back-Painted Border on Z-Clip Mounting Styles

Standard Glass and Painted Border Colors



RUBY

CLOVER

SCUBA

SUN

CARROT

PUNCH

IRIS

TEA

ICE

LEMON

SALMON

PEACH

WHITE

PEAR


SKY

SAND

STONE

TAFFY

Bracket Paint Colors for Mobile Glass Markerboards



WHITE

SILVER

BLACK

PUNCH

JAM

RUBY

CARROT

SCUBA

CLOVER

SUN

Caster Options for Mobile Glass Markerboards



Gray



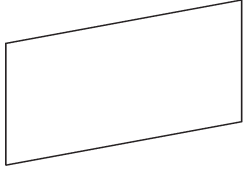
Black

Glass Markerboards

Wall Hung Glass Markerboards
Mobile Glass Markerboards
Tray Extrusion

CZM3
CZM4
CZM4

Wall Hung Glass Markerboards



	Item No. Prefix	Non-Magnetic			Magnetic			Painted Border
		Edge Grips	Z-Clips	Concealed Z-Clips	Edge Grips	Z-Clips	Concealed Z-Clips	
Gloss		...A	...B	...C	...D	...E	...F	P
Square 24w x 24h	MBV2424...	\$503	\$530	\$714	\$697	\$724	\$908	\$1,179
Square 36w x 36h	MBV3636...	\$879	\$1,082	\$1,277	\$1,148	\$1,351	\$1,546	\$1,658
Square 48w x 48h	MBV4848...	\$1,399	\$1,770	\$1,975	\$1,785	\$2,156	\$2,361	\$2,137
Square 60w x 60h	MBV6060...	\$2,082	\$2,678	\$2,893	\$2,608	\$3,204	\$3,419	\$2,615
Rectangle 24w x 12h	MBV2412...	\$424	\$418	\$592	\$586	\$580	\$754	\$735
• Rectangle 48w x 24h	MBV4824...	\$806	\$934	\$1,118	\$1,059	\$1,187	\$1,371	\$1,249
Rectangle 72w x 36h	MBV7236...	\$1,568	\$1,955	\$2,150	\$1,996	\$2,383	\$2,578	\$1,762
Rectangle 96w x 48h	MBV9648...	\$2,619	\$3,290	\$3,495	\$3,284	\$3,955	\$4,160	\$2,275
Rectangle 120w x 60h	MBV12060...	\$3,960	\$5,073	\$5,288	\$4,912	\$6,025	\$6,240	\$2,788
Matte								
Square 24w x 24h	MBX2424...	\$675	\$702	\$886	\$869	\$896	\$1,080	\$1,179
Square 36w x 36h	MBX3636...	\$1,266	\$1,469	\$1,664	\$1,535	\$1,738	\$1,933	\$1,658
Square 48w x 48h	MBX4848...	\$2,087	\$2,458	\$2,663	\$2,473	\$2,844	\$3,049	\$2,137
Square 60w x 60h	MBX6060...	\$3,156	\$3,752	\$3,967	\$3,682	\$4,278	\$4,493	\$2,615
Rectangle 24w x 12h	MBX2412...	\$553	\$547	\$721	\$715	\$709	\$883	\$735
• Rectangle 48w x 24h	MBX4824...	\$1,150	\$1,278	\$1,462	\$1,403	\$1,531	\$1,715	\$1,249
Rectangle 72w x 36h	MBX7236...	\$2,342	\$2,729	\$2,924	\$2,770	\$3,157	\$3,352	\$1,762
Rectangle 96w x 48h	MBX9648...	\$3,994	\$4,665	\$4,870	\$4,659	\$5,330	\$5,535	\$2,275
Rectangle 120w x 60h	MBX12060...	\$6,108	\$7,222	\$7,437	\$7,060	\$8,174	\$8,389	\$2,788

For Painted Border with Z-Clip options append **P** to end of Product Number and Add Cost.

> To Order:

For Product Number append Mounting Style Code for Non-Magnetic or Magnetic to Item No. Prefix.

For List Price read across from Item No. Prefix and down from Mounting Style Code for Non-Magnetic or Magnetic Glass Markerboard.

Ex. For Non-Magnetic Square 24x24 Glass Markerboard with Edge Grips Prod. No. is MBV2424A; list price is \$503.

Ex. For Magnetic Square 24x24 Glass Markerboard with Z-Clips and Painted Frame Prod. No. is MBV2424EP; list price is \$1903.

! Notes:

Includes marker holder and eraser.

Painted Border is an option on the Z-Clip mounting styles only. Edge Grips cannot have painted border.


Painted Border is a 45 degree backpainted back bevel on the glass.

Concealed Z-Clips use black L-Brackets inset 1.5 inches to conceal Z-Clips.

Low-Iron, writable glass.

Specify glass color from page CZM2

For custom colors and sizes see customer service. Minimum size is 1-ft, maximum size is 10-ft.




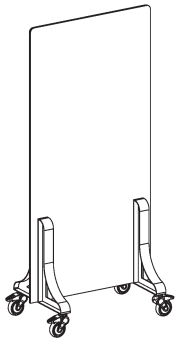
Crating charge of \$397 net cost will apply per crate needed. See chart below for number of crates needed.

W	H	1-5	6-10	11-19	20-25	25+
24	12	1				Quoted
48	24	1				
72	36	1		2		
96	48	1	2	3		
120	60	1	2	3		
24	24	1				
36	36	1				
48	48	1	2	3		
60	60	1	2	3		

Specify: Product Number & Qty
Tagging
Glass color
Edge grip finish where applicable
Painted Border finish where applicable

• Denotes Item is illustrated.

Mobile Glass Markerboards



	Item No. Prefix	Non-Magnetic	Magnetic
Gloss		...G	...H
Rectangle 40w x 80h	MBY4080...	\$5,853	\$6,323
Rectangle 36w x 76h	MBY3676...	\$5,368	\$5,788
• Rectangle 32w x 72h	MBY3272...	\$4,917	\$5,290
Matte			
Rectangle 40w x 80h	MBZ4080...	\$7,763	\$8,233
Rectangle 36w x 76h	MBZ3676...	\$7,001	\$7,421
• Rectangle 32w x 72h	MBZ3272...	\$6,292	\$6,665

> To Order:

For Product Number append Non-Magnetic or Magnetic Code to Item No. Prefix.

For List Price read across from Item No. Prefix and down from Non-Magnetic or Magnetic Code.

Ex. For Non-Magnetic 40x80 Rectangle Mobile Glass Markerboard Prod. No. is MBY4080G; list price is \$5853.

Ex. For Magnetic 40x80 Rectangle Mobile Glass Markerboard Prod. No. is MBY4080H; list price is \$6323.

! Notes:

Includes marker holder and eraser.

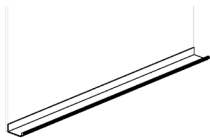
Low-Iron, writable glass.

Specify glass color, bracket color, and caster color from page CZM2

For custom colors and sizes see customer service. Minimum size is 24-in wide, maximum size is 80-in tall.

Crating charge of \$197 net cost will be applied per marker board.

Tray Extrusion



	Item No.	List \$
• 24w Tray	MBT24	\$69
36w Tray	MBT36	\$104
48w Tray	MBT48	\$138
60w Tray	MBT60	\$173
72w Tray	MBT72	\$207
96w Tray	MBT96	\$276
120w Tray	MBT120	\$345

! Notes:

Clear anodized finish.

Meant to be ordered same width as markerboard width.

Tray Extrusion will not work with Edge Grip mounting style.

Specify: Product Number & Qty

Tagging

Glass color

Castor color

Bracket color

Edge grip finish where applicable

Painted Border finish where applicable

• Denotes Item is illustrated.

Seating

Occasional Tables

Introduction

Terms & Options

Power-Data

Casegoods

Andavi

Atheneum

Axis

Coda

Danza

Geneva

Uffizi

Uku

Reception

Arrive

Prima

Uffizi

Conference

Carina

Duende

Faraday

Geneva

Karo

Kredens

Meich

Nika

Oblique

Rhoi

Ribbon Table

Stillness

Tryg

Univers

 Advantage

 Coda-Vee

 Coda-Wire

 Coda-X

 Spyda

 Uffizi-Loop

 Zi-AD

Zi Training Tables

Lecterns

Markerboards

Seating

Occasional Tables

PRICING & SPECIFICATION GUIDE

Seating

May 1, 2023

TUOHY



SPECIFICATION INFORMATION

Fabric and leather upholsteries are graded into all pricing for seating products. Customers may choose from TUOHY Upholstery Lines, Partnership Programs, and, Customer’s Own Material (COM) or Customer’s Own Leather (COL).

TUOHY Standard Upholstery Lines: Use the following pricing grades for standard upholstery offerings:

Leathers:	Lena	L1
Faux-Leather:	Silex	F3

Upholstery Partnership Programs: TUOHY has partnership programs with DesignTex, KnollTextiles, and Maharam such that their approved upholstery products are graded into TUOHY’s pricing. Please see grading information at www.tuohyfurniture.com/reference/upholstery.htm. Additional programs with other upholstery suppliers will be announced as they become available.

COM/COL: TUOHY accepts COM fabrics and COL leathers for consideration on its products. To verify suitability of your selection, inquire with Customer Service for information from our Fabric Analysis Program. Upholsteries not listed in this program must be submitted for approval prior to acceptance of an order; submit a 12 x 12 sample prior to entering your order. Your purchase order must include an upholstery specification that has been approved by TUOHY.

All COM/COL requirements are based on whole pieces of material; split shipments are not allowed. We are not responsible for COM/COL upholstery wear, defects, or its appropriateness.

COL leather requirements are listed in square feet and based on hides that are 40 square feet or larger. For hides below 40 square feet add 15% to the footage requirements; for calf hides below 30 square feet add 30% to the footage requirements.

Our pricing includes labor for applying upholstery and, unless noted otherwise, is based on applying only one colorway per item of furniture, with no specific relationship between the pattern or weave of the upholstery material and the configuration of the item of furniture.

A surcharge not to exceed 15% of the COM price may be added when vinyl is used and/or multiple upholsteries or colorways are applied to the same product. These circumstances may create the need for additional yardage; contact Customer Service for assistance prior to ordering.

If additional labor is required because of unique characteristics of the fabric, a special quote will be required.

Fabric/vinyl yardage requirements and leather square footage requirements are shown throughout this price list. Fabric and vinyl requirements are based on upholstering one unit, using a single, continuous 54-in wide material, off-the-roll, with minimal (under 2-in) repeat in any direction. Inquire about lower per-unit yardage requirements on orders of more than one unit.

Verify whether individual product listings in this price schedule call for greater allowances for this additional yardage.

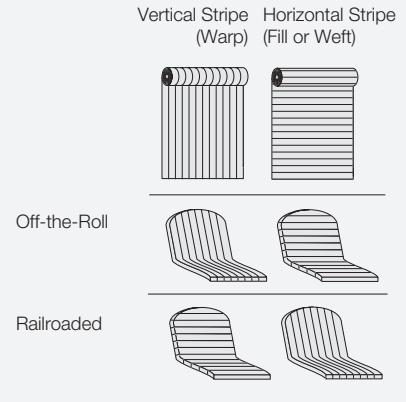
Patterned fabrics and vinyls may be railroaded on request but are subject to a surcharge and/or additional yardage requirements.

Seams will be required when the product application width is greater than the usable roll width, whether off-the-roll or railroaded.

Additional yardage may be required if roll width is less than 54 inches and/or a pattern requires matching. Table 2 (below) charts horizontal + vertical repeat and roll width, both in inches. Note that this is a generalized guide only. Please confirm with our Customer Service Department on specifics regarding selections for your project. Changes in yardage requirement will affect grading in TUOHY Upholstery Partnership Programs.

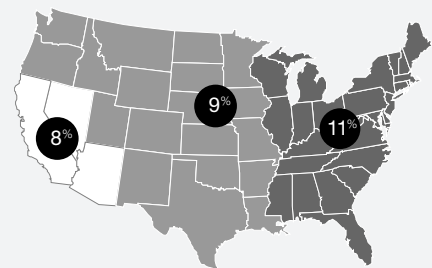
Fire Rating: All upholstered pieces pass Cal-117. For Cal-133 or Boston Fire, contact Customer Service at (507) 867-4280.

Table 1: Pattern Direction



Freight/Handling Fees: Charged on a regional basis, as shown on the map below. These fees are pre-calculated and prepaid by TUOHY and added to the invoice at the time of shipment.

Should additional charges be incurred by TUOHY due to delivery issues (non-dock, re-delivery, etc.) after initial billing, the customer may be liable for those additional charges.



Alaska, Hawaii, Canada, Mexico: **Quote required**
GSA: Reduce rates above by 2 percentage points.

Table 2: Yardage and Grade Adjustments for Roll Width and/or Pattern Repeat

WIDTH	HORIZONTAL + VERTICAL REPEAT							
	<2	2-10	11-20	21-25	26-30	31-35	36-40	41-45
54	0%	10%	15%	20%	25%	30%	35%	40%
51-53	15%	20%	25%	30%	35%	40%	45%	50%
48-50	30%	35%	40%	45%	50%	55%	60%	65%
45-47	45%	50%	55%	60%	65%	70%	75%	80%
36-44	60%	65%	70%	75%	80%	85%	90%	95%

Quoted delivery dates run from the date on which we receive your material. Excess fabric will not be returned or stored unless specifically requested in writing with your order; freight to be collect.

Ship-to address for COM/COL materials and memo samples varies by product line. Please consult individual product listings and look for these graphical keys for identifying the correct address.

902 Only

TUOHY Furniture Corporation
 P1 Upholstery Receiving
 42 Saint Albans Place
 Chatfield, MN 55923



Pleat, Draped, and Melvin Collection Only

TUOHY/Reaform Technologies
 5-1870 Albion Road
 Toronto ON, M9W 5T2
 Canada



All Other Seating

TUOHY Furniture Corporation
 Upholstery Receiving Dept
 1323 W 132nd St
 Gardena, CA 90247



Please provide tagging information as needed for your project.

Seating

p.

Spec Info	D2
902	D4
Domino	D6
Draped	D27
Edo	D28
Genevieve Guest	D31
Genevieve Lounge	D32
International	D36
International II	D37
Leit	D38
Melvin	D43
Moderna	D44
Nora	D49
Pleat	D52
Ren	D53
Veda	D54
Vita	D55

IMPORTANT! Additional yardage may be required for fabrics less than 54 inches wide and/or having more than a nominal vertical repeat or pattern. Use the Additional Yardage (+YDG) requirements listed in the TUOHY Upholstery Partnership Guides for each upholstery offering to re-calculate the yardage or square footage needed for a given pattern. See also Table 2 on page D2.

Category	Pattern	Grade
Faux-Leather	Silex	F3
Leather	Lena	L1

902 High Back, Loop Arms




Product Number	Dimensions	Fabric \$							Leather \$				
R902A	24.1w	COM	1985	F6	2192	F12	2393	COL	2283	L6	3243		
	18d	F1	2102	F7	2216	F13	2442	L1	2699	L7	3403		
	42.5-47h	F2	2116	F8	2244	F14	2496	L2	2763	L8	3595		
	19-23sh	F3	2132	F9	2276	F15	2557	L3	2859	L9	3851		
	27-31ah	F4	2150	F10	2311	F16	2627	L4	2955	L10	4139		
	1.75 yds, 32 sf	F5	2169	F11	2349	F17	2704	L5	3083	L11	4459		

902 Manager, Loop Arms



R902B	24.1w	COM	1944	F6	2121	F12	2294	COL	2236	L6	3046
	18d	F1	2045	F7	2142	F13	2336	L1	2587	L7	3181
	36.5-40.5h	F2	2057	F8	2166	F14	2382	L2	2641	L8	3343
	19-23sh	F3	2070	F9	2193	F15	2435	L3	2722	L9	3559
	27-31ah	F4	2085	F10	2223	F16	2495	L4	2803	L10	3802
	1.5 yds, 27 sf	F5	2102	F11	2256	F17	2561	L5	2911	L11	4072

902 Manager, Adjustable Arms



R902C	26w	COM	1688	F6	1865	F12	2038	COL	1941	L6	2751
	18d	F1	1789	F7	1886	F13	2080	L1	2292	L7	2886
	36.5-40.5h	F2	1801	F8	1910	F14	2126	L2	2346	L8	3048
	19-23sh	F3	1814	F9	1937	F15	2179	L3	2427	L9	3264
	27.5-34.5ah	F4	1829	F10	1967	F16	2239	L4	2508	L10	3507
	1.5 yds, 27 sf	F5	1846	F11	2000	F17	2305	L5	2616	L11	3777

! Notes:

Loop Arms have an MPA Polished Aluminum finish.

Adjustable arms are Black (~MRB).

Standard base finish is Black (~MRB).

+ Options

For Polished Aluminum base, specify Option MPA; add \$216.

For floor glides instead of casters, specify Option FG; no price change.

Shipping address for COM/COL materials and memo samples:
TUOHY Furniture Corporation, P1 Upholstery Receiving, 42 Saint Albans Place, Chatfield, MN 55923




Please provide tagging information as needed for your project.

IMPORTANT! Additional yardage may be required for fabrics less than 54 inches wide and/or having more than a nominal vertical repeat or pattern. Use the Additional Yardage (+YDG) requirements listed in the TUOHY Upholstery Partnership Guides for each upholstery offering to re-calculate the yardage or square footage needed for a given pattern. See also Table 2 on page D2.

Category	Pattern	Grade
Faux-Leather	Silex	F3
Leather	Lena	L1

902 Manager, No Arms



Product Number	Dimensions	Fabric \$							Leather \$				
		COM	F6	1847	F12	2020	COL	1921	L6	2731			
R902D	20w	F1	1771	F7	1868	F13	2062	L1	2272	L7	2866		
	18d	F2	1783	F8	1892	F14	2108	L2	2326	L8	3028		
	36.5-40.5h	F3	1796	F9	1919	F15	2161	L3	2407	L9	3244		
	19-23sh	F4	1811	F10	1949	F16	2221	L4	2488	L10	3487		
	1.5 yds, 27 sf	F5	1828	F11	1982	F17	2287	L5	2596	L11	3757		

! Notes:

Standard base finish is Black (~MRB).

+ Options

For Polished Aluminum base, specify Option MPA; add \$216.

For floor glides instead of casters, specify Option FG; no price change.

Shipping address for COM/COL materials and memo samples:
 TUOHY Furniture Corporation, P1 Upholstery Receiving, 42 Saint Albans Place, Chatfield, MN 55923



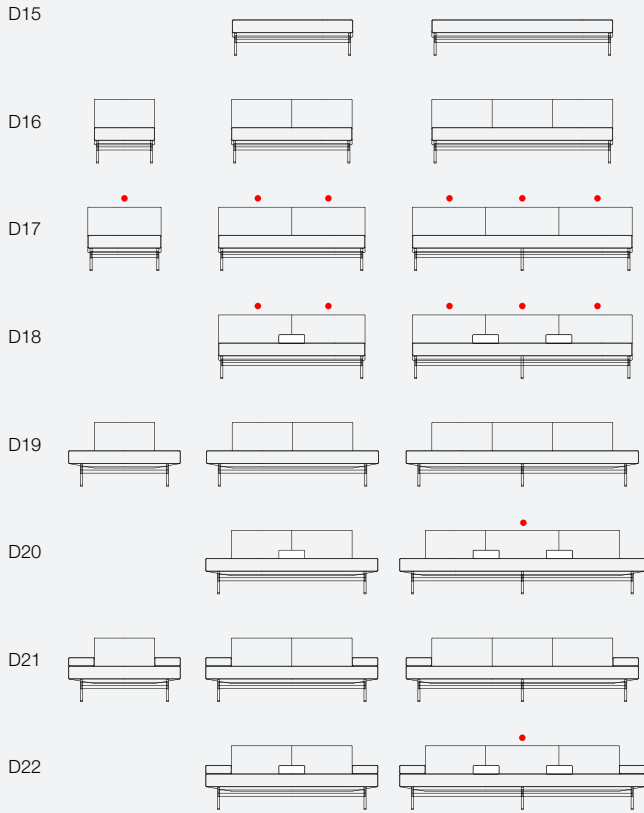
Please provide tagging information as needed for your project.

IMPORTANT! Additional yardage may be required for fabrics less than 54 inches wide and/or having more than a nominal vertical repeat or pattern. Use the Additional Yardage (+YDG) requirements listed in the TUOHY Upholstery Partnership Guides for each upholstery offering to re-calculate the yardage or square footage needed for a given pattern. See also Table 2 on page D2.

Category	Pattern	Grade
Faux-Leather	Silex	F3
Leather	Lena	L1

Lounges (Freestanding)

page

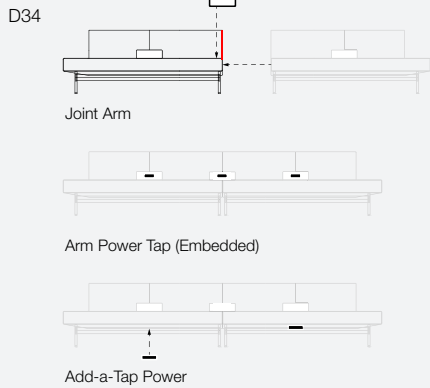


Red lines denote no upholstery detailing on back-ends that abut another section. Red dots ● denote 34-inch wide seat-back cushions.



Options

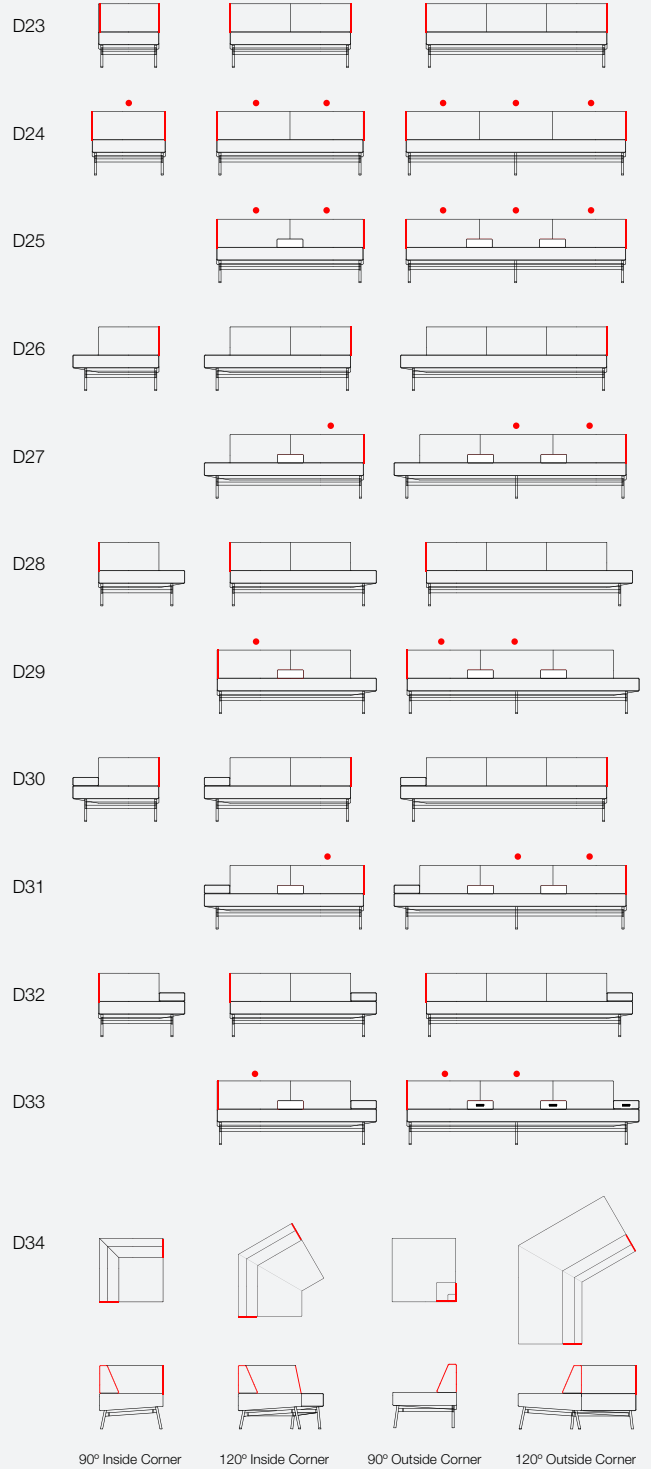
page



Note: The Joint Arm must be assigned to the open end of a lounge in its spec description. It will be fixed to that lounge and overlap an adjoining lounge.

Modular Units

page

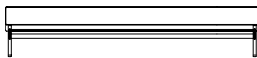


2-Seat Bench



Product No.	Dimensions	Fabric \$					Leather \$					
DMAA2...	56w	COM	5270	F6	5949	F12	6610	COL	6061	L6	9181	
	22d	F1	5655	F7	6029	F13	6771	L1	7413	L7	9701	
	16.5h	F2	5701	F8	6121	F14	6949	L2	7621	L8	10325	
	16.5sh	F3	5753	F9	6225	F15	7150	L3	7933	L9	11157	
	—	F4	5811	F10	6340	F16	7380	L4	8245	L10	12093	
	5.75 yds, 104 sf	F5	5874	F11	6466	F17	7633	L5	8661	L11	13133	
^												
Append suffix	for base color	add \$										
...MRB	Resin Black	+0										
...MRW	Resin White	+0										
...MRSA	Resin Satin Aluminum	+0										
...MBN	Brushed Nickel	+512										
...MPC	Polished Chrome	+1169										

3-Seat Bench



DMAA3...	84w	COM	6865	F6	7780	F12	8671	COL	7895	L6	12095
	22d	F1	7384	F7	7888	F13	8888	L1	9715	L7	12795
	16.5h	F2	7446	F8	8012	F14	9128	L2	9995	L8	13635
	16.5sh	F3	7516	F9	8152	F15	9399	L3	10415	L9	14755
	—	F4	7594	F10	8307	F16	9709	L4	10835	L10	16015
	7.75 yds, 140 sf	F5	7679	F11	8477	F17	10050	L5	11395	L11	17415
^											
Append suffix	for base color	add \$									
...MRB	Resin Black	+0									
...MRW	Resin White	+0									
...MRSA	Resin Satin Aluminum	+0									
...MBN	Brushed Nickel	+512									
...MPC	Polished Chrome	+1103									

Shipping address for COM/COL materials and memo samples:
TUOHY Furniture Corporation, Upholstery Receiving Dept, 1323 W 132nd St, Gardena, CA 90247



Please provide tagging information as needed for your project.

IMPORTANT! Additional yardage may be required for fabrics less than 54 inches wide and/or having more than a nominal vertical repeat or pattern. Use the Additional Yardage (+YDG) requirements listed in the TUOHY Upholstery Partnership Guides for each upholstery offering to re-calculate the yardage or square footage needed for a given pattern. See also Table 2 on page D2.

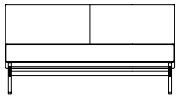
Category	Pattern	Grade
Faux-Leather	Silex	F3
Leather	Lena	L1

1-Seat Lounge



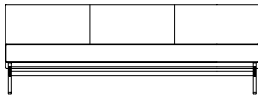
Product No.	Dimensions	Fabric \$							Leather \$				
DMAB1...	28w	COM	3104	F6	3488	F12	3861	COL	3570	L6	5340		
	29.5d	F1	3322	F7	3533	F13	3952	L1	4337	L7	5635		
	29.5h	F2	3348	F8	3585	F14	4053	L2	4455	L8	5989		
	16.5sh	F3	3377	F9	3644	F15	4167	L3	4632	L9	6461		
	—	F4	3410	F10	3709	F16	4297	L4	4809	L10	6992		
	3.25 yds, 59 sf	F5	3445	F11	3780	F17	4440	L5	5045	L11	7582		
^													
Append suffix	for base color	add \$											
...MRB	Resin Black	+0											
...MRW	Resin White	+0											
...MRSA	Resin Satin Aluminum	+0											
...MBN	Brushed Nickel	+551											
...MPC	Polished Chrome	+1103											

2-Seat Lounge



DMAB2...	56w	COM	4517	F6	5255	F12	5973	COL	5195	L6	8585
	29.5d	F1	4936	F7	5342	F13	6148	L1	6664	L7	9150
	29.5h	F2	4986	F8	5442	F14	6342	L2	6890	L8	9828
	16.5sh	F3	5042	F9	5555	F15	6561	L3	7229	L9	10732
	—	F4	5105	F10	5680	F16	6811	L4	7568	L10	11749
	6.25 yds, 113 sf	F5	5173	F11	5817	F17	7086	L5	8020	L11	12879
^											
Append suffix	for base color	add \$									
...MRB	Resin Black	+0									
...MRW	Resin White	+0									
...MRSA	Resin Satin Aluminum	+0									
...MBN	Brushed Nickel	+551									
...MPC	Polished Chrome	+1103									

3-Seat Lounge



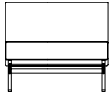
DMAB3...	84w	COM	5755	F6	6847	F12	7910	COL	6618	L6	11628
	29.5d	F1	6375	F7	6976	F13	8169	L1	8789	L7	12463
	29.5h	F2	6449	F8	7124	F14	8456	L2	9123	L8	13465
	16.5sh	F3	6532	F9	7291	F15	8780	L3	9624	L9	14801
	—	F4	6625	F10	7476	F16	9150	L4	10125	L10	16304
	9.25 yds, 167 sf	F5	6726	F11	7679	F17	9557	L5	10793	L11	17974
^											
Append suffix	for base color	add \$									
...MRB	Resin Black	+0									
...MRW	Resin White	+0									
...MRSA	Resin Satin Aluminum	+0									
...MBN	Brushed Nickel	+551									
...MPC	Polished Chrome	+1103									

Shipping address for COM/COL materials and memo samples:
TUOHY Furniture Corporation, Upholstery Receiving Dept, 1323 W 132nd St, Gardena, CA 90247

Please provide tagging information as needed for your project.

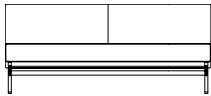


1-Seat Lounge XW



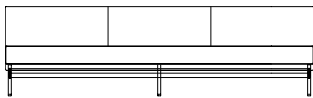
Product No.	Dimensions	Fabric \$						Leather \$				
DMAC1...	34w	COM	3474	F6	3946	F12	4406	COL	3995	L6	6155	
	29.5d	F1	3742	F7	4002	F13	4518	L1	4931	L7	6515	
	29.5h	F2	3774	F8	4066	F14	4642	L2	5075	L8	6947	
	16.5sh	F3	3810	F9	4138	F15	4782	L3	5291	L9	7523	
	—	F4	3850	F10	4218	F16	4942	L4	5507	L10	8171	
	4 yds, 72 sf	F5	3894	F11	4306	F17	5118	L5	5795	L11	8891	
^	Append suffix for base color		add \$									
	...MRB	Resin Black	+0									
	...MRW	Resin White	+0									
	...MRSA	Resin Satin Aluminum	+0									
	...MBN	Brushed Nickel	+551									
	...MPC	Polished Chrome	+1103									

2-Seat Lounge XW



DMAC2...	68w	COM	5057	F6	5942	F12	6805	COL	5816	L6	9866
	29.5d	F1	5560	F7	6047	F13	7015	L1	7571	L7	10541
	29.5h	F2	5620	F8	6167	F14	7247	L2	7841	L8	11351
	16.5sh	F3	5687	F9	6302	F15	7510	L3	8246	L9	12431
	—	F4	5762	F10	6452	F16	7810	L4	8651	L10	13646
	7.5 yds, 135 sf	F5	5845	F11	6617	F17	8140	L5	9191	L11	14996
^	Append suffix for base color		add \$								
	...MRB	Resin Black	+0								
	...MRW	Resin White	+0								
	...MRSA	Resin Satin Aluminum	+0								
	...MBN	Brushed Nickel	+551								
	...MPC	Polished Chrome	+1103								

3-Seat Lounge XW



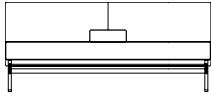
DMAC3...	102w	COM	7399	F6	8638	F12	9846	COL	8509	L6	14179
	29.5d	F1	8103	F7	8785	F13	10140	L1	10966	L7	15124
	29.5h	F2	8187	F8	8953	F14	10465	L2	11344	L8	16258
	16.5sh	F3	8281	F9	9142	F15	10833	L3	11911	L9	17770
	—	F4	8386	F10	9352	F16	11253	L4	12478	L10	19471
	10.5 yds, 189 sf	F5	8502	F11	9583	F17	11715	L5	13234	L11	21361
^	Append suffix for base color		add \$								
	...MRB	Resin Black	+0								
	...MRW	Resin White	+0								
	...MRSA	Resin Satin Aluminum	+0								
	...MBN	Brushed Nickel	+551								
	...MPC	Polished Chrome	+1103								

Shipping address for COM/COL materials and memo samples:
TUOHY Furniture Corporation, Upholstery Receiving Dept, 1323 W 132nd St, Gardena, CA 90247

Please provide tagging information as needed for your project.

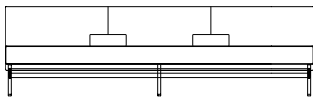


2-Seat Lounge +Arms



Product No.	Dimensions	Fabric \$						Leather \$				
DMAD2...	68w	COM	5477	F6	6480	F12	7458	COL	6299	L6	10889	
	29.5d	F1	6047	F7	6599	F13	7696	L1	8288	L7	11654	
	29.5h	F2	6115	F8	6735	F14	7959	L2	8594	L8	12572	
	16.5sh	F3	6191	F9	6888	F15	8257	L3	9053	L9	13796	
	20.5ah	F4	6276	F10	7058	F16	8597	L4	9512	L10	15173	
	8.5 yds, 153 sf	F5	6370	F11	7245	F17	8971	L5	10124	L11	16703	
^	Append suffix for base color		add \$									
...	MRB	Resin Black	+0									
...	MRW	Resin White	+0									
...	MRSA	Resin Satin Aluminum	+0									
...	MBN	Brushed Nickel	+551									
...	MPC	Polished Chrome	+1103									

3-Seat Lounge +Arms



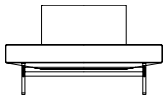
DMAD3...	102w	COM	8241	F6	9746	F12	11212	COL	9477	L6	16377
	29.5d	F1	9095	F7	9924	F13	11569	L1	12467	L7	17527
	29.5h	F2	9197	F8	10128	F14	11964	L2	12927	L8	18907
	16.5sh	F3	9312	F9	10358	F15	12410	L3	13617	L9	20747
	20.5ah	F4	9440	F10	10613	F16	12920	L4	14307	L10	22817
	12.75 yds, 230 sf	F5	9580	F11	10893	F17	13481	L5	15227	L11	25117
^	Append suffix for base color		add \$								
...	MRB	Resin Black	+0								
...	MRW	Resin White	+0								
...	MRSA	Resin Satin Aluminum	+0								
...	MBN	Brushed Nickel	+551								
...	MPC	Polished Chrome	+1103								

Shipping address for COM/COL materials and memo samples:
 TUOHY Furniture Corporation, Upholstery Receiving Dept, 1323 W 132nd St, Gardena, CA 90247



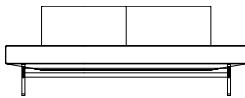
Please provide tagging information as needed for your project.

1-Seat Lounge XS



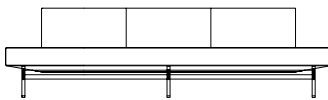
Product No.	Dimensions	Fabric \$						Leather \$				
DMAE1...	52w	COM	3153	F6	3891	F12	4609	COL	3626	L6	7016	
	29.5d	F1	3572	F7	3978	F13	4784	L1	5095	L7	7581	
	29.5h	F2	3622	F8	4078	F14	4978	L2	5321	L8	8259	
	16.5sh	F3	3678	F9	4191	F15	5197	L3	5660	L9	9163	
	—	F4	3741	F10	4316	F16	5447	L4	5999	L10	10180	
	6.25 yds, 113 sf	F5	3809	F11	4453	F17	5722	L5	6451	L11	11310	
^												
Append suffix	for base color	add \$										
...MRB	Resin Black	+0										
...MRW	Resin White	+0										
...MRSA	Resin Satin Aluminum	+0										
...MBN	Brushed Nickel	+551										
...MPC	Polished Chrome	+1103										

2-Seat Lounge XS



Product No.	Dimensions	Fabric \$						Leather \$				
DMAE2...	80w	COM	5192	F6	6254	F12	7289	COL	5971	L6	10831	
	29.5d	F1	5795	F7	6380	F13	7541	L1	8077	L7	11641	
	29.5h	F2	5867	F8	6524	F14	7820	L2	8401	L8	12613	
	16.5sh	F3	5948	F9	6686	F15	8135	L3	8887	L9	13909	
	—	F4	6038	F10	6866	F16	8495	L4	9373	L10	15367	
	9 yds, 162 sf	F5	6137	F11	7064	F17	8891	L5	10021	L11	16987	
^												
Append suffix	for base color	add \$										
...MRB	Resin Black	+0										
...MRW	Resin White	+0										
...MRSA	Resin Satin Aluminum	+0										
...MBN	Brushed Nickel	+551										
...MPC	Polished Chrome	+1103										

3-Seat Lounge XS



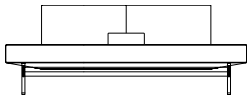
Product No.	Dimensions	Fabric \$						Leather \$				
DMAE3...	108w	COM	7432	F6	8848	F12	10228	COL	8547	L6	15027	
	29.5d	F1	8236	F7	9016	F13	10564	L1	11355	L7	16107	
	29.5h	F2	8332	F8	9208	F14	10936	L2	11787	L8	17403	
	16.5sh	F3	8440	F9	9424	F15	11356	L3	12435	L9	19131	
	—	F4	8560	F10	9664	F16	11836	L4	13083	L10	21075	
	12 yds, 216 sf	F5	8692	F11	9928	F17	12364	L5	13947	L11	23235	
^												
Append suffix	for base color	add \$										
...MRB	Resin Black	+0										
...MRW	Resin White	+0										
...MRSA	Resin Satin Aluminum	+0										
...MBN	Brushed Nickel	+551										
...MPC	Polished Chrome	+1103										

Shipping address for COM/COL materials and memo samples:
 TUOHY Furniture Corporation, Upholstery Receiving Dept, 1323 W 132nd St, Gardena, CA 90247



Please provide tagging information as needed for your project.

2-Seat Lounge XS +Arms

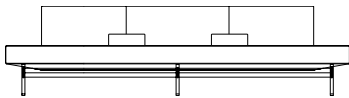


Product No.	Dimensions	Fabric \$							Leather \$			
DMAF2...	80w	COM	5864	F6	6985	F12	8078	COL	6744	L6	11874	
	29.5d	F1	6501	F7	7118	F13	8344	L1	8967	L7	12729	
	29.5h	F2	6577	F8	7270	F14	8638	L2	9309	L8	13755	
	16.5sh	F3	6662	F9	7441	F15	8971	L3	9822	L9	15123	
	20.5ah	F4	6757	F10	7631	F16	9351	L4	10335	L10	16662	
	9.5 yds, 171 sf	F5	6862	F11	7840	F17	9769	L5	11019	L11	18372	

^

Append suffix	for base color	add \$
...MRB	Resin Black	+0
...MRW	Resin White	+0
...MRSA	Resin Satin Aluminum	+0
...MBN	Brushed Nickel	+551
...MPC	Polished Chrome	+1103

3-Seat Lounge XS +Arms



Product No.	Dimensions	Fabric \$							Leather \$			
DMAF3...	114w	COM	8546	F6	10080	F12	11575	COL	9828	L6	16848	
	29.5d	F1	9417	F7	10262	F13	11939	L1	12870	L7	18018	
	29.5h	F2	9521	F8	10470	F14	12342	L2	13338	L8	19422	
	16.5sh	F3	9638	F9	10704	F15	12797	L3	14040	L9	21294	
	20.5ah	F4	9768	F10	10964	F16	13317	L4	14742	L10	23400	
	13 yds, 234 sf	F5	9911	F11	11250	F17	13889	L5	15678	L11	25740	

^

Append suffix	for base color	add \$
...MRB	Resin Black	+0
...MRW	Resin White	+0
...MRSA	Resin Satin Aluminum	+0
...MBN	Brushed Nickel	+551
...MPC	Polished Chrome	+1103

Shipping address for COM/COL materials and memo samples:
TUOHY Furniture Corporation, Upholstery Receiving Dept, 1323 W 132nd St, Gardena, CA 90247

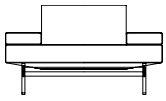


Please provide tagging information as needed for your project.

IMPORTANT! Additional yardage may be required for fabrics less than 54 inches wide and/or having more than a nominal vertical repeat or pattern. Use the Additional Yardage (+YDG) requirements listed in the TUOHY Upholstery Partnership Guides for each upholstery offering to re-calculate the yardage or square footage needed for a given pattern. See also Table 2 on page D2.

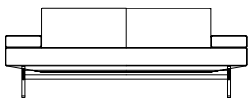
Category	Pattern	Grade
Faux-Leather	Silex	F3
Leather	Lena	L1

1-Seat Lounge XA



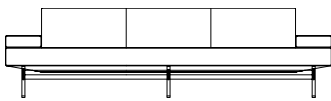
Product No.	Dimensions	Fabric \$	Leather \$
DMAG1...	52w	COM 4073 F6 4752 F12 5413	COL 4684 L6 7804
	29.5d	F1 4458 F7 4832 F13 5574	L1 6036 L7 8324
	29.5h	F2 4504 F8 4924 F14 5752	L2 6244 L8 8948
	16.5sh	F3 4556 F9 5028 F15 5953	L3 6556 L9 9780
	20.5ah	F4 4614 F10 5143 F16 6183	L4 6868 L10 10716
	5.75 yds, 104 sf	F5 4677 F11 5269 F17 6436	L5 7284 L11 11756
^	Append suffix for base color add \$		
...MRB	Resin Black	+0	
...MRW	Resin White	+0	
...MRSA	Resin Satin Aluminum	+0	
...MBN	Brushed Nickel	+551	
...MPC	Polished Chrome	+1103	

2-Seat Lounge XA



Product No.	Dimensions	Fabric \$	Leather \$
DMAG2...	80w	COM 6232 F6 7235 F12 8213	COL 7167 L6 11757
	29.5d	F1 6802 F7 7354 F13 8451	L1 9156 L7 12522
	29.5h	F2 6870 F8 7490 F14 8714	L2 9462 L8 13440
	16.5sh	F3 6946 F9 7643 F15 9012	L3 9921 L9 14664
	20.5ah	F4 7031 F10 7813 F16 9352	L4 10380 L10 16041
	8.5 yds, 153 sf	F5 7125 F11 8000 F17 9726	L5 10992 L11 17571
^	Append suffix for base color add \$		
...MRB	Resin Black	+0	
...MRW	Resin White	+0	
...MRSA	Resin Satin Aluminum	+0	
...MBN	Brushed Nickel	+551	
...MPC	Polished Chrome	+1103	

3-Seat Lounge XA



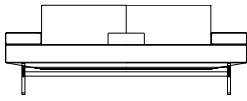
Product No.	Dimensions	Fabric \$	Leather \$
DMAG3...	108w	COM 8581 F6 9938 F12 11261	COL 9868 L6 16078
	29.5d	F1 9352 F7 10099 F13 11583	L1 12559 L7 17113
	29.5h	F2 9444 F8 10283 F14 11939	L2 12973 L8 18355
	16.5sh	F3 9547 F9 10490 F15 12342	L3 13594 L9 20011
	20.5ah	F4 9662 F10 10720 F16 12802	L4 14215 L10 21874
	11.5 yds, 207 sf	F5 9789 F11 10973 F17 13308	L5 15043 L11 23944
^	Append suffix for base color add \$		
...MRB	Resin Black	+0	
...MRW	Resin White	+0	
...MRSA	Resin Satin Aluminum	+0	
...MBN	Brushed Nickel	+551	
...MPC	Polished Chrome	+1103	

Shipping address for COM/COL materials and memo samples:
 TUOHY Furniture Corporation, Upholstery Receiving Dept, 1323 W 132nd St, Gardena, CA 90247



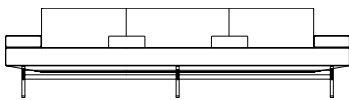
Please provide tagging information as needed for your project.

2-Seat Lounge XA +Arms



Product No.	Dimensions	Fabric \$							Leather \$			
DMAH2...	80w	COM	6705	F6	7944	F12	9152	COL	7711	L6	13381	
	29.5d	F1	7409	F7	8091	F13	9446	L1	10168	L7	14326	
	29.5h	F2	7493	F8	8259	F14	9771	L2	10546	L8	15460	
	16.5sh	F3	7587	F9	8448	F15	10139	L3	11113	L9	16972	
	20.5ah	F4	7692	F10	8658	F16	10559	L4	11680	L10	18673	
	10.5 yds, 189 sf	F5	7808	F11	8889	F17	11021	L5	12436	L11	20563	
^	Append suffix for base color		add \$									
...	MRB	Resin Black	+0									
...	MRW	Resin White	+0									
...	MRSA	Resin Satin Aluminum	+0									
...	MBN	Brushed Nickel	+551									
...	MPC	Polished Chrome	+1103									

3-Seat Lounge XA +Arms



Product No.	Dimensions	Fabric \$							Leather \$			
DMAH3...	114w	COM	8251	F6	9903	F12	11513	COL	9489	L6	17049	
	29.5d	F1	9189	F7	10099	F13	11905	L1	12765	L7	18309	
	29.5h	F2	9301	F8	10323	F14	12339	L2	13269	L8	19821	
	16.5sh	F3	9427	F9	10575	F15	12829	L3	14025	L9	21837	
	20.5ah	F4	9567	F10	10855	F16	13389	L4	14781	L10	24105	
	14 yds, 252 sf	F5	9721	F11	11163	F17	14005	L5	15789	L11	26625	
^	Append suffix for base color		add \$									
...	MRB	Resin Black	+0									
...	MRW	Resin White	+0									
...	MRSA	Resin Satin Aluminum	+0									
...	MBN	Brushed Nickel	+551									
...	MPC	Polished Chrome	+1103									

Shipping address for COM/COL materials and memo samples:
 TUOHY Furniture Corporation, Upholstery Receiving Dept, 1323 W 132nd St, Gardena, CA 90247



Please provide tagging information as needed for your project.

IMPORTANT! Additional yardage may be required for fabrics less than 54 inches wide and/or having more than a nominal vertical repeat or pattern. Use the Additional Yardage (+YDG) requirements listed in the TUOHY Upholstery Partnership Guides for each upholstery offering to re-calculate the yardage or square footage needed for a given pattern. See also Table 2 on page D2.

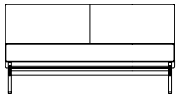
Category	Pattern	Grade
Faux-Leather	Silex	F3
Leather	Lena	L1

1-Seat Module



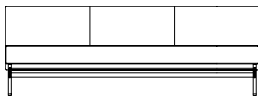
Product No.	Dimensions	Fabric \$							Leather \$			
DMBJ1...	28w	COM	3482	F6	3866	F12	4239	COL	4004	L6	5774	
	29.5d	F1	3700	F7	3911	F13	4330	L1	4771	L7	6069	
	29.5h	F2	3726	F8	3963	F14	4431	L2	4889	L8	6423	
	16.5sh	F3	3755	F9	4022	F15	4545	L3	5066	L9	6895	
	—	F4	3788	F10	4087	F16	4675	L4	5243	L10	7426	
	3.25 yds, 59 sf	F5	3823	F11	4158	F17	4818	L5	5479	L11	8016	
^												
Append suffix	for base color	add \$										
...MRB	Resin Black	+0										
...MRW	Resin White	+0										
...MRSA	Resin Satin Aluminum	+0										
...MBN	Brushed Nickel	+551										
...MPC	Polished Chrome	+1103										

2-Seat Module



DMBJ2...	56w	COM	4470	F6	5208	F12	5926	COL	5141	L6	8531
	29.5d	F1	4889	F7	5295	F13	6101	L1	6610	L7	9096
	29.5h	F2	4939	F8	5395	F14	6295	L2	6836	L8	9774
	16.5sh	F3	4995	F9	5508	F15	6514	L3	7175	L9	10678
	—	F4	5058	F10	5633	F16	6764	L4	7514	L10	11695
	6.25 yds, 113 sf	F5	5126	F11	5770	F17	7039	L5	7966	L11	12825
^											
Append suffix	for base color	add \$									
...MRB	Resin Black	+0									
...MRW	Resin White	+0									
...MRSA	Resin Satin Aluminum	+0									
...MBN	Brushed Nickel	+551									
...MPC	Polished Chrome	+1103									

3-Seat Module



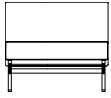
DMBJ3...	84w	COM	5707	F6	6799	F12	7862	COL	6563	L6	11573
	29.5d	F1	6327	F7	6928	F13	8121	L1	8734	L7	12408
	29.5h	F2	6401	F8	7076	F14	8408	L2	9068	L8	13410
	16.5sh	F3	6484	F9	7243	F15	8732	L3	9569	L9	14746
	—	F4	6577	F10	7428	F16	9102	L4	10070	L10	16249
	9.25 yds, 167 sf	F5	6678	F11	7631	F17	9509	L5	10738	L11	17919
^											
Append suffix	for base color	add \$									
...MRB	Resin Black	+0									
...MRW	Resin White	+0									
...MRSA	Resin Satin Aluminum	+0									
...MBN	Brushed Nickel	+551									
...MPC	Polished Chrome	+1103									

Shipping address for COM/COL materials and memo samples:
TUOHY Furniture Corporation, Upholstery Receiving Dept, 1323 W 132nd St, Gardena, CA 90247

Please provide tagging information as needed for your project.

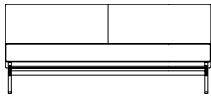


1-Seat Module XW



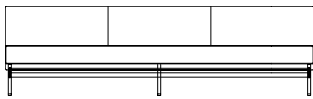
Product No.	Dimensions	Fabric \$							Leather \$			
DMBK1...	34w	COM	3430	F6	3902	F12	4362	COL	3945	L6	6105	
	29.5d	F1	3698	F7	3958	F13	4474	L1	4881	L7	6465	
	29.5h	F2	3730	F8	4022	F14	4598	L2	5025	L8	6897	
	16.5sh	F3	3766	F9	4094	F15	4738	L3	5241	L9	7473	
	—	F4	3806	F10	4174	F16	4898	L4	5457	L10	8121	
	4 yds, 72 sf	F5	3850	F11	4262	F17	5074	L5	5745	L11	8841	
^	Append suffix for base color		add \$									
...MRB	Resin Black	+0										
...MRW	Resin White	+0										
...MRSA	Resin Satin Aluminum	+0										
...MBN	Brushed Nickel	+551										
...MPC	Polished Chrome	+1103										

2-Seat Module XW



DMBK2...	68w	COM	5009	F6	5894	F12	6757	COL	5760	L6	9810
	29.5d	F1	5512	F7	5999	F13	6967	L1	7515	L7	10485
	29.5h	F2	5572	F8	6119	F14	7199	L2	7785	L8	11295
	16.5sh	F3	5639	F9	6254	F15	7462	L3	8190	L9	12375
	—	F4	5714	F10	6404	F16	7762	L4	8595	L10	13590
	7.5 yds, 135 sf	F5	5797	F11	6569	F17	8092	L5	9135	L11	14940
^	Append suffix for base color		add \$								
...MRB	Resin Black	+0									
...MRW	Resin White	+0									
...MRSA	Resin Satin Aluminum	+0									
...MBN	Brushed Nickel	+551									
...MPC	Polished Chrome	+1103									

3-Seat Module XW



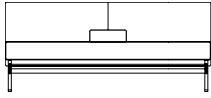
DMBK3...	102w	COM	7352	F6	8591	F12	9799	COL	8455	L6	14125
	29.5d	F1	8056	F7	8738	F13	10093	L1	10912	L7	15070
	29.5h	F2	8140	F8	8906	F14	10418	L2	11290	L8	16204
	16.5sh	F3	8234	F9	9095	F15	10786	L3	11857	L9	17716
	—	F4	8339	F10	9305	F16	11206	L4	12424	L10	19417
	10.5 yds, 189 sf	F5	8455	F11	9536	F17	11668	L5	13180	L11	21307
^	Append suffix for base color		add \$								
...MRB	Resin Black	+0									
...MRW	Resin White	+0									
...MRSA	Resin Satin Aluminum	+0									
...MBN	Brushed Nickel	+551									
...MPC	Polished Chrome	+1103									

Shipping address for COM/COL materials and memo samples:
TUOHY Furniture Corporation, Upholstery Receiving Dept, 1323 W 132nd St, Gardena, CA 90247



Please provide tagging information as needed for your project.

2-Seat Module +Arms

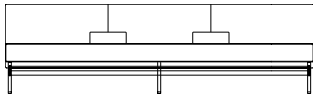


Product No.	Dimensions	Fabric \$							Leather \$			
DMBL2...	68w	COM	6405	F6	7408	F12	8386	COL	7366	L6	11956	
	29.5d	F1	6975	F7	7527	F13	8624	L1	9355	L7	12721	
	29.5h	F2	7043	F8	7663	F14	8887	L2	9661	L8	13639	
	16.5sh	F3	7119	F9	7816	F15	9185	L3	10120	L9	14863	
	20.5ah	F4	7204	F10	7986	F16	9525	L4	10579	L10	16240	
	8.5 yds, 153 sf	F5	7298	F11	8173	F17	9899	L5	11191	L11	17770	

^

Append suffix	for base color	add \$
...MRB	Resin Black	+0
...MRW	Resin White	+0
...MRSA	Resin Satin Aluminum	+0
...MBN	Brushed Nickel	+551
...MPC	Polished Chrome	+1103

3-Seat Module +Arms



DMBL3...	102w	COM	8588	F6	10098	F12	11570	COL	9876	L6	16806
	29.5d	F1	9446	F7	10278	F13	11929	L1	12879	L7	17961
	29.5h	F2	9548	F8	10482	F14	12326	L2	13341	L8	19347
	16.5sh	F3	9663	F9	10713	F15	12774	L3	14034	L9	21195
	20.5ah	F4	9791	F10	10969	F16	13286	L4	14727	L10	23274
	12.8 yds, 231 sf	F5	9932	F11	11250	F17	13849	L5	15651	L11	25584

^

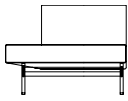
Append suffix	for base color	add \$
...MRB	Resin Black	+0
...MRW	Resin White	+0
...MRSA	Resin Satin Aluminum	+0
...MBN	Brushed Nickel	+551
...MPC	Polished Chrome	+1103

Shipping address for COM/COL materials and memo samples:
TUOHY Furniture Corporation, Upholstery Receiving Dept, 1323 W 132nd St, Gardena, CA 90247



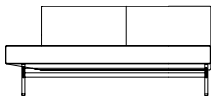
Please provide tagging information as needed for your project.

1-Seat Module XS/L



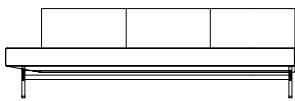
Product No.	Dimensions	Fabric \$							Leather \$				
DMBM1...	40w	COM	3657	F6	4247	F12	4822	COL	4206	L6	6906		
	29.5d	F1	3992	F7	4317	F13	4962	L1	5376	L7	7356		
	29.5h	F2	4032	F8	4397	F14	5117	L2	5556	L8	7896		
	16.5sh	F3	4077	F9	4487	F15	5292	L3	5826	L9	8616		
	—	F4	4127	F10	4587	F16	5492	L4	6096	L10	9426		
	5 yds, 90 sf	F5	4182	F11	4697	F17	5712	L5	6456	L11	10326		
^	Append suffix for base color		add \$										
...MRB	Resin Black	+0											
...MRW	Resin White	+0											
...MRSA	Resin Satin Aluminum	+0											
...MBN	Brushed Nickel	+551											
...MPC	Polished Chrome	+1103											

2-Seat Module XS/L



DMBM2...	68w	COM	5382	F6	6208	F12	7013	COL	6189	L6	9969
	29.5d	F1	5851	F7	6306	F13	7209	L1	7827	L7	10599
	29.5h	F2	5907	F8	6418	F14	7426	L2	8079	L8	11355
	16.5sh	F3	5970	F9	6544	F15	7671	L3	8457	L9	12363
	—	F4	6040	F10	6684	F16	7951	L4	8835	L10	13497
	7 yds, 126 sf	F5	6117	F11	6838	F17	8259	L5	9339	L11	14757
^	Append suffix for base color		add \$								
...MRB	Resin Black	+0									
...MRW	Resin White	+0									
...MRSA	Resin Satin Aluminum	+0									
...MBN	Brushed Nickel	+551									
...MPC	Polished Chrome	+1103									

3-Seat Module XS/L



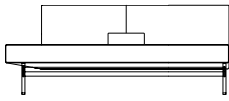
DMBM3...	96w	COM	6281	F6	7461	F12	8611	COL	7223	L6	12623
	29.5d	F1	6951	F7	7601	F13	8891	L1	9563	L7	13523
	29.5h	F2	7031	F8	7761	F14	9201	L2	9923	L8	14603
	16.5sh	F3	7121	F9	7941	F15	9551	L3	10463	L9	16043
	—	F4	7221	F10	8141	F16	9951	L4	11003	L10	17663
	10 yds, 180 sf	F5	7331	F11	8361	F17	10391	L5	11723	L11	19463
^	Append suffix for base color		add \$								
...MRB	Resin Black	+0									
...MRW	Resin White	+0									
...MRSA	Resin Satin Aluminum	+0									
...MBN	Brushed Nickel	+551									
...MPC	Polished Chrome	+1103									

Shipping address for COM/COL materials and memo samples:
TUOHY Furniture Corporation, Upholstery Receiving Dept, 1323 W 132nd St, Gardena, CA 90247

Please provide tagging information as needed for your project.



2-Seat Module XS/L +Arms

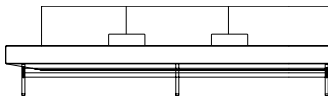


Product No.	Dimensions	Fabric \$							Leather \$			
DMBN2...	74w	COM	6385	F6	7447	F12	8482	COL	7343	L6	12203	
	29.5d	F1	6988	F7	7573	F13	8734	L1	9449	L7	13013	
	29.5h	F2	7060	F8	7717	F14	9013	L2	9773	L8	13985	
	16.5sh	F3	7141	F9	7879	F15	9328	L3	10259	L9	15281	
	20.5ah	F4	7231	F10	8059	F16	9688	L4	10745	L10	16739	
	9 yds, 162 sf	F5	7330	F11	8257	F17	10084	L5	11393	L11	18359	

^

Append suffix	for base color	add \$
...MRB	Resin Black	+0
...MRW	Resin White	+0
...MRSA	Resin Satin Aluminum	+0
...MBN	Brushed Nickel	+551
...MPC	Polished Chrome	+1103

3-Seat Module XS/L +Arms



Product No.	Dimensions	Fabric \$							Leather \$			
DMBN3...	108w	COM	8383	F6	9799	F12	11179	COL	9640	L6	16120	
	29.5d	F1	9187	F7	9967	F13	11515	L1	12448	L7	17200	
	29.5h	F2	9283	F8	10159	F14	11887	L2	12880	L8	18496	
	16.5sh	F3	9391	F9	10375	F15	12307	L3	13528	L9	20224	
	20.5ah	F4	9511	F10	10615	F16	12787	L4	14176	L10	22168	
	12 yds, 216 sf	F5	9643	F11	10879	F17	13315	L5	15040	L11	24328	

^

Append suffix	for base color	add \$
...MRB	Resin Black	+0
...MRW	Resin White	+0
...MRSA	Resin Satin Aluminum	+0
...MBN	Brushed Nickel	+551
...MPC	Polished Chrome	+1103

Shipping address for COM/COL materials and memo samples:
TUOHY Furniture Corporation, Upholstery Receiving Dept, 1323 W 132nd St, Gardena, CA 90247

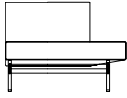


Please provide tagging information as needed for your project.

IMPORTANT! Additional yardage may be required for fabrics less than 54 inches wide and/or having more than a nominal vertical repeat or pattern. Use the Additional Yardage (+YDG) requirements listed in the TUOHY Upholstery Partnership Guides for each upholstery offering to re-calculate the yardage or square footage needed for a given pattern. See also Table 2 on page D2.

Category	Pattern	Grade
Faux-Leather	Silex	F3
Leather	Lena	L1

1-Seat Module XS/R



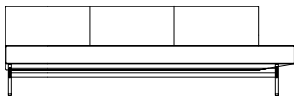
Product No.	Dimensions	Fabric \$							Leather \$				
DMBP1...	40w	COM	3657	F6	4247	F12	4822	COL	4206	L6	6906		
	29.5d	F1	3992	F7	4317	F13	4962	L1	5376	L7	7356		
	29.5h	F2	4032	F8	4397	F14	5117	L2	5556	L8	7896		
	16.5sh	F3	4077	F9	4487	F15	5292	L3	5826	L9	8616		
	—	F4	4127	F10	4587	F16	5492	L4	6096	L10	9426		
	5 yds, 90 sf	F5	4182	F11	4697	F17	5712	L5	6456	L11	10326		
^	Append suffix for base color		add \$										
...MRB	Resin Black	+0											
...MRW	Resin White	+0											
...MRSA	Resin Satin Aluminum	+0											
...MBN	Brushed Nickel	+551											
...MPC	Polished Chrome	+1103											

2-Seat Module XS/R



DMBP2...	68w	COM	5382	F6	6208	F12	7013	COL	6189	L6	9969
	29.5d	F1	5851	F7	6306	F13	7209	L1	7827	L7	10599
	29.5h	F2	5907	F8	6418	F14	7426	L2	8079	L8	11355
	16.5sh	F3	5970	F9	6544	F15	7671	L3	8457	L9	12363
	—	F4	6040	F10	6684	F16	7951	L4	8835	L10	13497
	7 yds, 126 sf	F5	6117	F11	6838	F17	8259	L5	9339	L11	14757
^	Append suffix for base color		add \$								
...MRB	Resin Black	+0									
...MRW	Resin White	+0									
...MRSA	Resin Satin Aluminum	+0									
...MBN	Brushed Nickel	+551									
...MPC	Polished Chrome	+1103									

3-Seat Module XS/R



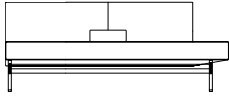
DMBP3...	96w	COM	6281	F6	7461	F12	8611	COL	7223	L6	12623
	29.5d	F1	6951	F7	7601	F13	8891	L1	9563	L7	13523
	29.5h	F2	7031	F8	7761	F14	9201	L2	9923	L8	14603
	16.5sh	F3	7121	F9	7941	F15	9551	L3	10463	L9	16043
	—	F4	7221	F10	8141	F16	9951	L4	11003	L10	17663
	10 yds, 180 sf	F5	7331	F11	8361	F17	10391	L5	11723	L11	19463
^	Append suffix for base color		add \$								
...MRB	Resin Black	+0									
...MRW	Resin White	+0									
...MRSA	Resin Satin Aluminum	+0									
...MBN	Brushed Nickel	+551									
...MPC	Polished Chrome	+1103									

Shipping address for COM/COL materials and memo samples:
TUOHY Furniture Corporation, Upholstery Receiving Dept, 1323 W 132nd St, Gardena, CA 90247

Please provide tagging information as needed for your project.



2-Seat Module XS/R +Arms

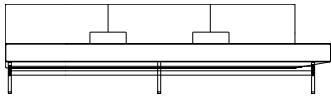


Product No.	Dimensions	Fabric \$							Leather \$			
DMBQ2...	74w	COM	6385	F6	7447	F12	8482	COL	7343	L6	12203	
	29.5d	F1	6988	F7	7573	F13	8734	L1	9449	L7	13013	
	29.5h	F2	7060	F8	7717	F14	9013	L2	9773	L8	13985	
	16.5sh	F3	7141	F9	7879	F15	9328	L3	10259	L9	15281	
	20.5ah	F4	7231	F10	8059	F16	9688	L4	10745	L10	16739	
	9 yds, 162 sf	F5	7330	F11	8257	F17	10084	L5	11393	L11	18359	

^

Append suffix	for base color	add \$
...MRB	Resin Black	+0
...MRW	Resin White	+0
...MRSA	Resin Satin Aluminum	+0
...MBN	Brushed Nickel	+551
...MPC	Polished Chrome	+1103

3-Seat Module XS/R +Arms



Product No.	Dimensions	Fabric \$							Leather \$			
DMBQ3...	108w	COM	8383	F6	9799	F12	11179	COL	9640	L6	16120	
	29.5d	F1	9187	F7	9967	F13	11515	L1	12448	L7	17200	
	29.5h	F2	9283	F8	10159	F14	11887	L2	12880	L8	18496	
	16.5sh	F3	9391	F9	10375	F15	12307	L3	13528	L9	20224	
	20.5ah	F4	9511	F10	10615	F16	12787	L4	14176	L10	22168	
	12 yds, 216 sf	F5	9643	F11	10879	F17	13315	L5	15040	L11	24328	

^

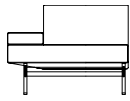
Append suffix	for base color	add \$
...MRB	Resin Black	+0
...MRW	Resin White	+0
...MRSA	Resin Satin Aluminum	+0
...MBN	Brushed Nickel	+551
...MPC	Polished Chrome	+1103

Shipping address for COM/COL materials and memo samples:
TUOHY Furniture Corporation, Upholstery Receiving Dept, 1323 W 132nd St, Gardena, CA 90247



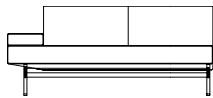
Please provide tagging information as needed for your project.

1-Seat Module XA/L



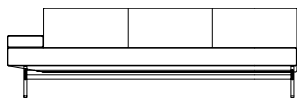
Product No.	Dimensions	Fabric \$							Leather \$				
DMBR1...	40w	COM	3942	F6	4591	F12	5224	COL	4533	L6	7503		
	29.5d	F1	4311	F7	4668	F13	5378	L1	5820	L7	7998		
	29.5h	F2	4355	F8	4756	F14	5548	L2	6018	L8	8592		
	16.5sh	F3	4404	F9	4855	F15	5741	L3	6315	L9	9384		
	20.5ah	F4	4459	F10	4965	F16	5961	L4	6612	L10	10275		
	5.5 yds, 99 sf	F5	4520	F11	5086	F17	6203	L5	7008	L11	11265		
^													
Append suffix	for base color	add \$											
...MRB	Resin Black	+0											
...MRW	Resin White	+0											
...MRSA	Resin Satin Aluminum	+0											
...MBN	Brushed Nickel	+551											
...MPC	Polished Chrome	+1103											

2-Seat Module XA/L



DMBR2...	68w	COM	5723	F6	6549	F12	7354	COL	6581	L6	10361
	29.5d	F1	6192	F7	6647	F13	7550	L1	8219	L7	10991
	29.5h	F2	6248	F8	6759	F14	7767	L2	8471	L8	11747
	16.5sh	F3	6311	F9	6885	F15	8012	L3	8849	L9	12755
	20.5ah	F4	6381	F10	7025	F16	8292	L4	9227	L10	13889
	7 yds, 126 sf	F5	6458	F11	7179	F17	8600	L5	9731	L11	15149
^											
Append suffix	for base color	add \$									
...MRB	Resin Black	+0									
...MRW	Resin White	+0									
...MRSA	Resin Satin Aluminum	+0									
...MBN	Brushed Nickel	+551									
...MPC	Polished Chrome	+1103									

3-Seat Module XA/L



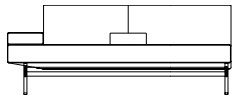
DMBR3...	96w	COM	6702	F6	7882	F12	9032	COL	7707	L6	13107
	29.5d	F1	7372	F7	8022	F13	9312	L1	10047	L7	14007
	29.5h	F2	7452	F8	8182	F14	9622	L2	10407	L8	15087
	16.5sh	F3	7542	F9	8362	F15	9972	L3	10947	L9	16527
	20.5ah	F4	7642	F10	8562	F16	10372	L4	11487	L10	18147
	10 yds, 180 sf	F5	7752	F11	8782	F17	10812	L5	12207	L11	19947
^											
Append suffix	for base color	add \$									
...MRB	Resin Black	+0									
...MRW	Resin White	+0									
...MRSA	Resin Satin Aluminum	+0									
...MBN	Brushed Nickel	+551									
...MPC	Polished Chrome	+1103									

Shipping address for COM/COL materials and memo samples:
TUOHY Furniture Corporation, Upholstery Receiving Dept, 1323 W 132nd St, Gardena, CA 90247

Please provide tagging information as needed for your project.



2-Seat Module XA/L +Arms

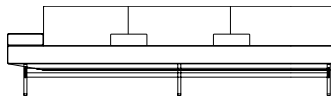


Product No.	Dimensions	Fabric \$							Leather \$			
DMBS2...	74w	COM	6385	F6	7506	F12	8599	COL	7343	L6	12473	
	29.5d	F1	7022	F7	7639	F13	8865	L1	9566	L7	13328	
	29.5h	F2	7098	F8	7791	F14	9159	L2	9908	L8	14354	
	16.5sh	F3	7183	F9	7962	F15	9492	L3	10421	L9	15722	
	20.5ah	F4	7278	F10	8152	F16	9872	L4	10934	L10	17261	
	9.5 yds, 171 sf	F5	7383	F11	8361	F17	10290	L5	11618	L11	18971	

^

Append suffix	for base color	add \$
...MRB	Resin Black	+0
...MRW	Resin White	+0
...MRSA	Resin Satin Aluminum	+0
...MBN	Brushed Nickel	+551
...MPC	Polished Chrome	+1103

3-Seat Module XA/L +Arms



Product No.	Dimensions	Fabric \$							Leather \$			
DMBS3...	108w	COM	8780	F6	10255	F12	11693	COL	10097	L6	16847	
	29.5d	F1	9618	F7	10430	F13	12043	L1	13022	L7	17972	
	29.5h	F2	9718	F8	10630	F14	12430	L2	13472	L8	19322	
	16.5sh	F3	9830	F9	10855	F15	12868	L3	14147	L9	21122	
	20.5ah	F4	9955	F10	11105	F16	13368	L4	14822	L10	23147	
	12.5 yds, 225 sf	F5	10093	F11	11380	F17	13918	L5	15722	L11	25397	

^

Append suffix	for base color	add \$
...MRB	Resin Black	+0
...MRW	Resin White	+0
...MRSA	Resin Satin Aluminum	+0
...MBN	Brushed Nickel	+551
...MPC	Polished Chrome	+1103

Shipping address for COM/COL materials and memo samples:
TUOHY Furniture Corporation, Upholstery Receiving Dept, 1323 W 132nd St, Gardena, CA 90247

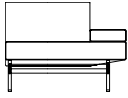


Please provide tagging information as needed for your project.

IMPORTANT! Additional yardage may be required for fabrics less than 54 inches wide and/or having more than a nominal vertical repeat or pattern. Use the Additional Yardage (+YDG) requirements listed in the TUOHY Upholstery Partnership Guides for each upholstery offering to re-calculate the yardage or square footage needed for a given pattern. See also Table 2 on page D2.

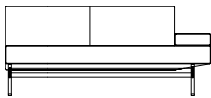
Category	Pattern	Grade
Faux-Leather	Silex	F3
Leather	Lena	L1

1-Seat Module XA/R



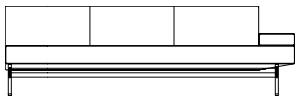
Product No.	Dimensions	Fabric \$							Leather \$				
DMBT1...	40w	COM	3942	F6	4591	F12	5224	COL	4533	L6	7503		
	29.5d	F1	4311	F7	4668	F13	5378	L1	5820	L7	7998		
	29.5h	F2	4355	F8	4756	F14	5548	L2	6018	L8	8592		
	16.5sh	F3	4404	F9	4855	F15	5741	L3	6315	L9	9384		
	20.5ah	F4	4459	F10	4965	F16	5961	L4	6612	L10	10275		
	5.5 yds, 99 sf	F5	4520	F11	5086	F17	6203	L5	7008	L11	11265		
^	Append suffix for base color		add \$										
...MRB	Resin Black	+0											
...MRW	Resin White	+0											
...MRSA	Resin Satin Aluminum	+0											
...MBN	Brushed Nickel	+551											
...MPC	Polished Chrome	+1103											

2-Seat Module XA/R



DMBT2...	68w	COM	5723	F6	6549	F12	7354	COL	6581	L6	10361
	29.5d	F1	6192	F7	6647	F13	7550	L1	8219	L7	10991
	29.5h	F2	6248	F8	6759	F14	7767	L2	8471	L8	11747
	16.5sh	F3	6311	F9	6885	F15	8012	L3	8849	L9	12755
	20.5ah	F4	6381	F10	7025	F16	8292	L4	9227	L10	13889
	7 yds, 126 sf	F5	6458	F11	7179	F17	8600	L5	9731	L11	15149
^	Append suffix for base color		add \$								
...MRB	Resin Black	+0									
...MRW	Resin White	+0									
...MRSA	Resin Satin Aluminum	+0									
...MBN	Brushed Nickel	+551									
...MPC	Polished Chrome	+1103									

3-Seat Module XA/R



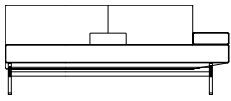
DMBT3...	96w	COM	6702	F6	7882	F12	9032	COL	7707	L6	13107
	29.5d	F1	7372	F7	8022	F13	9312	L1	10047	L7	14007
	29.5h	F2	7452	F8	8182	F14	9622	L2	10407	L8	15087
	16.5sh	F3	7542	F9	8362	F15	9972	L3	10947	L9	16527
	20.5ah	F4	7642	F10	8562	F16	10372	L4	11487	L10	18147
	10 yds, 180 sf	F5	7752	F11	8782	F17	10812	L5	12207	L11	19947
^	Append suffix for base color		add \$								
...MRB	Resin Black	+0									
...MRW	Resin White	+0									
...MRSA	Resin Satin Aluminum	+0									
...MBN	Brushed Nickel	+551									
...MPC	Polished Chrome	+1103									

Shipping address for COM/COL materials and memo samples:
TUOHY Furniture Corporation, Upholstery Receiving Dept, 1323 W 132nd St, Gardena, CA 90247

Please provide tagging information as needed for your project.



2-Seat Module XA/R +Arms

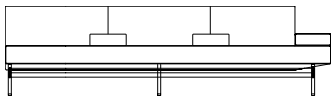


Product No.	Dimensions	Fabric \$							Leather \$			
DMBU2...	74w	COM	6385	F6	7506	F12	8599	COL	7343	L6	12473	
	29.5d	F1	7022	F7	7639	F13	8865	L1	9566	L7	13328	
	29.5h	F2	7098	F8	7791	F14	9159	L2	9908	L8	14354	
	16.5sh	F3	7183	F9	7962	F15	9492	L3	10421	L9	15722	
	20.5ah	F4	7278	F10	8152	F16	9872	L4	10934	L10	17261	
	9.5 yds, 171 sf	F5	7383	F11	8361	F17	10290	L5	11618	L11	18971	

^

Append suffix	for base color	add \$
...MRB	Resin Black	+0
...MRW	Resin White	+0
...MRSA	Resin Satin Aluminum	+0
...MBN	Brushed Nickel	+551
...MPC	Polished Chrome	+1103

3-Seat Module XA/R +Arms



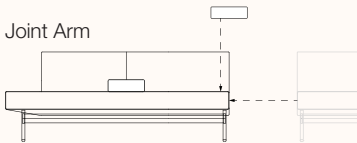
Product No.	Dimensions	Fabric \$							Leather \$			
DMBU3...	108w	COM	8780	F6	10255	F12	11693	COL	10097	L6	16847	
	29.5d	F1	9618	F7	10430	F13	12043	L1	13022	L7	17972	
	29.5h	F2	9718	F8	10630	F14	12430	L2	13472	L8	19322	
	16.5sh	F3	9830	F9	10855	F15	12868	L3	14147	L9	21122	
	20.5ah	F4	9955	F10	11105	F16	13368	L4	14822	L10	23147	
	12.5 yds, 225 sf	F5	10093	F11	11380	F17	13918	L5	15722	L11	25397	

^

Append suffix	for base color	add \$
...MRB	Resin Black	+0
...MRW	Resin White	+0
...MRSA	Resin Satin Aluminum	+0
...MBN	Brushed Nickel	+551
...MPC	Polished Chrome	+1103

Options (Available everywhere applicable)

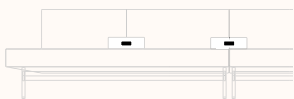
Joint Arm



Product No.	Dimensions	Fabric \$							Leather \$			
DMX	12w	COM	999	F6	1088	F12	1174	COL	1149	L6	1569	
	21.9d	F1	1049	F7	1098	F13	1195	L1	1331	L7	1639	
	4h	F2	1055	F8	1110	F14	1218	L2	1359	L8	1723	
	—	F3	1062	F9	1124	F15	1244	L3	1401	L9	1835	
	20.5ah	F4	1070	F10	1139	F16	1274	L4	1443	L10	1961	
	0.75 yds, 14 sf	F5	1078	F11	1155	F17	1307	L5	1499	L11	2101	

! Applicable when joining two modules.

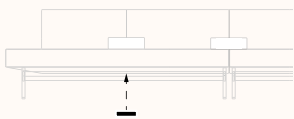
Arm Power Tap



Product No.	Price
DMP	941

Hardwired Power-USB outlet that embeds in arms.
 > Specify black or white, quantity and ordinal location, L to R.

Add-a-Tap Power



Product No.	Price
DMY	1070

Hardwired Power-USB outlet that mounts under the seat.
 20 amp power cords available on request.

Shipping address for COM/COL materials and memo samples:
 TUOHY Furniture Corporation, Upholstery Receiving Dept, 1323 W 132nd St, Gardena, CA 90247

Please provide tagging information as needed for your project.



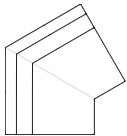
Inside Corner 90°



PLAN VIEW

Product No.	Dimensions	Fabric \$	Leather \$
DMBV90...	29.5w	COM 4183 F6 4773 F12 5348	COL 4810 L6 7510
	29.5d	F1 4518 F7 4843 F13 5488	L1 5980 L7 7960
	29.5h	F2 4558 F8 4923 F14 5643	L2 6160 L8 8500
	16.5sh	F3 4603 F9 5013 F15 5818	L3 6430 L9 9220
	—	F4 4653 F10 5113 F16 6018	L4 6700 L10 10030
	5 yds, 90 sf	F5 4708 F11 5223 F17 6238	L5 7060 L11 10930
^			
Append suffix	for base color	add \$	
...MRB	Resin Black	+0	
...MRW	Resin White	+0	
...MRSA	Resin Satin Aluminum	+0	
...MBN	Brushed Nickel	+551	
...MPC	Polished Chrome	+1103	

Inside Corner 120°



PLAN VIEW

Product No.	Dimensions	Fabric \$	Leather \$
DMBV120...	(irregular shape)	COM 7059 F6 7826 F12 8574	COL 8118 L6 11628
	29.5d	F1 7495 F7 7917 F13 8756	L1 9639 L7 12213
	29.5h	F2 7547 F8 8021 F14 8957	L2 9873 L8 12915
	16.5sh	F3 7605 F9 8138 F15 9185	L3 10224 L9 13851
	—	F4 7670 F10 8268 F16 9445	L4 10575 L10 14904
	6.5 yds, 117 sf	F5 7742 F11 8411 F17 9731	L5 11043 L11 16074
^			
Append suffix	for base color	add \$	
...MRB	Resin Black	+0	
...MRW	Resin White	+0	
...MRSA	Resin Satin Aluminum	+0	
...MBN	Brushed Nickel	+551	
...MPC	Polished Chrome	+1103	

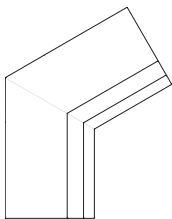
Outside Corner 90°



PLAN VIEW

Product No.	Dimensions	Fabric \$	Leather \$
DMBW90...	29.5w	COM 4088 F6 4649 F12 5195	COL 4701 L6 7281
	29.5d	F1 4406 F7 4715 F13 5328	L1 5819 L7 7711
	29.5h	F2 4444 F8 4791 F14 5475	L2 5991 L8 8227
	—	F3 4487 F9 4877 F15 5641	L3 6249 L9 8915
	20.5ah	F4 4535 F10 4972 F16 5831	L4 6507 L10 9689
	4.75 yds, 86 sf	F5 4587 F11 5076 F17 6040	L5 6851 L11 10549
^			
Append suffix	for base color	add \$	
...MRB	Resin Black	+0	
...MRW	Resin White	+0	
...MRSA	Resin Satin Aluminum	+0	
...MBN	Brushed Nickel	+551	
...MPC	Polished Chrome	+1103	

Outside Corner 120°



PLAN VIEW

Product No.	Dimensions	Fabric \$	Leather \$
DMBW120...	46.5w per seat	COM 6629 F6 7809 F12 8959	COL 7623 L6 13023
	29.5d	F1 7299 F7 7949 F13 9239	L1 9963 L7 13923
	29.5h	F2 7379 F8 8109 F14 9549	L2 10323 L8 15003
	16.5sh	F3 7469 F9 8289 F15 9899	L3 10863 L9 16443
	—	F4 7569 F10 8489 F16 10299	L4 11403 L10 18063
	10 yds, 180 sf	F5 7679 F11 8709 F17 10739	L5 12123 L11 19863
^			
Append suffix	for base color	add \$	
...MRB	Resin Black	+0	
...MRW	Resin White	+0	
...MRSA	Resin Satin Aluminum	+0	
...MBN	Brushed Nickel	+551	
...MPC	Polished Chrome	+1103	

Shipping address for COM/COL materials and memo samples:
TUOHY Furniture Corporation, Upholstery Receiving Dept, 1323 W 132nd St, Gardena, CA 90247



Please provide tagging information as needed for your project.

IMPORTANT! Additional yardage may be required for fabrics less than 54 inches wide and/or having more than a nominal vertical repeat or pattern. Use the Additional Yardage (+YDG) requirements listed in the TUOHY Upholstery Partnership Guides for each upholstery offering to re-calculate the yardage or square footage needed for a given pattern. See also Table 2 on page D2.

Category	Pattern	Grade
Faux-Leather	Silax	F3
Leather	Lena	L1

Fully Upholstered



Product No.	Dimensions	Fabric \$							Leather \$			
DRP10...	26.5w	COM	2601	F6	2926	F12	3242	COL	2991	L6	4491	
	25d	F1	2785	F7	2964	F13	3319	L1	3641	L7	4741	
	31.5h	F2	2807	F8	3008	F14	3404	L2	3741	L8	5041	
	17.5sh	F3	2832	F9	3058	F15	3500	L3	3891	L9	5441	
	17 sd	F4	2860	F10	3113	F16	3610	L4	4041	L10	5891	
	2.75 yds, 50 sf	F5	2890	F11	3173	F17	3731	L5	4241	L11	6391	

Append suffix	For Base Finish	add \$
...MRB	Resin Black	+0
...MRW	Resin White	+0
...MRBZ	Resin Bronze	+0
...MRTG	Resin Thunder Gray	+0

Combination fabric and leather requirements:

Inside back: 1 yds, 18 sf
 Outside back: 1 yds, 18 sf
 Seat : .75 yds , 14 sf

Notes—for all items this page:
 All upholsteries must be submitted for testing and approval.

Unupholstered/Open Wire Frame



Product No.	Dimensions	Fabric \$							Leather \$			
DRP20...	24w	COM	2003	F6	2121	F12	2236	COL	2303	L6	2843	
	24d	F1	2070	F7	2135	F13	2264	L1	2537	L7	2933	
	30h	F2	2078	F8	2151	F14	2295	L2	2573	L8	3041	
	17.5sh	F3	2087	F9	2169	F15	2330	L3	2627	L9	3185	
	18.5sd	F4	2097	F10	2189	F16	2370	L4	2681	L10	3347	
	1 yds, 18 sf	F5	2108	F11	2211	F17	2414	L5	2753	L11	3527	

Append suffix	For Base Finish	add \$
...MRB	Resin Black	+0
...MRW	Resin White	+0
...MRBZ	Resin Bronze	+0
...MRTG	Resin Thunder Gray	+0

Seat: .75 yds, 14 sf
 Back Pad: .25 yds , 5 sf

Notes—for all items this page:
 All upholsteries must be submitted for testing and approval.

Shipping address for COM/COL materials and memo samples:
 TUOHY/Realform Technologies, 5-1870 Albion Road, Toronto ON, M9W 5T2 Canada



IMPORTANT! Additional yardage may be required for fabrics less than 54 inches wide and/or having more than a nominal vertical repeat or pattern. Use the Additional Yardage (+YDG) requirements listed in the TUOHY Upholstery Partnership Guides for each upholstery offering to re-calculate the yardage or square footage needed for a given pattern. See also Table 2 on page D2.

Category	Pattern	Grade
Faux-Leather	Silex	F3
Leather	Lena	L1

Edo Armless Sled Lounge



Product No.	Dimensions	Fabric \$							Leather \$				
1105S1	26.3w	COM	3350	F6	3822	F12	4282	COL	3853	L6	6013		
	26d	F1	3618	F7	3878	F13	4394	L1	4789	L7	6373		
	30.1h	F2	3650	F8	3942	F14	4518	L2	4933	L8	6805		
	17.7sh	F3	3686	F9	4014	F15	4658	L3	5149	L9	7381		
	19.3ah	F4	3726	F10	4094	F16	4818	L4	5365	L10	8029		
	4 yds, 72 sf	F5	3770	F11	4182	F17	4994	L5	5653	L11	8749		

Metal legs have an MRBS Resin Brushed Steel finish.

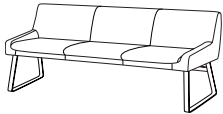
Edo Armless Sled Settee



1105S2	54w	COM	4776	F6	5437	F12	6081	COL	5492	L6	8522
	26d	F1	5151	F7	5515	F13	6238	L1	6805	L7	9027
	30.1h	F2	5196	F8	5605	F14	6411	L2	7007	L8	9633
	17.7sh	F3	5246	F9	5706	F15	6607	L3	7310	L9	10441
	19.3ah	F4	5302	F10	5818	F16	6831	L4	7613	L10	11350
	5.6 yds, 101 sf	F5	5364	F11	5941	F17	7078	L5	8017	L11	12360

Metal legs have an MRBS Resin Brushed Steel finish.

Edo Armless Sled Sofa



1105S3	81.7w	COM	6046	F6	6990	F12	7910	COL	6953	L6	11273
	26d	F1	6582	F7	7102	F13	8134	L1	8825	L7	11993
	30.1h	F2	6646	F8	7230	F14	8382	L2	9113	L8	12857
	17.7sh	F3	6718	F9	7374	F15	8662	L3	9545	L9	14009
	19.3ah	F4	6798	F10	7534	F16	8982	L4	9977	L10	15305
	8 yds, 144 sf	F5	6886	F11	7710	F17	9334	L5	10553	L11	16745

Metal legs have an MRBS Resin Brushed Steel finish.


Edo Sled Lounge



1106S1	26.3w	COM	3510	F6	4100	F12	4675	COL	4037	L6	6737
	26d	F1	3845	F7	4170	F13	4815	L1	5207	L7	7187
	30.1h	F2	3885	F8	4250	F14	4970	L2	5387	L8	7727
	17.7sh	F3	3930	F9	4340	F15	5145	L3	5657	L9	8447
	26ah	F4	3980	F10	4440	F16	5345	L4	5927	L10	9257
	5 yds, 90 sf	F5	4035	F11	4550	F17	5565	L5	6287	L11	10157

Metal legs have an MRBS Resin Brushed Steel finish.

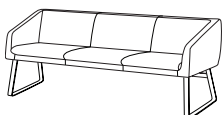
Edo Sled Settee



1106S2	54w	COM	4997	F6	5764	F12	6512	COL	5747	L6	9257
	26d	F1	5433	F7	5855	F13	6694	L1	7268	L7	9842
	30.1h	F2	5485	F8	5959	F14	6895	L2	7502	L8	10544
	17.7sh	F3	5543	F9	6076	F15	7123	L3	7853	L9	11480
	26ah	F4	5608	F10	6206	F16	7383	L4	8204	L10	12533
	6.5 yds, 117 sf	F5	5680	F11	6349	F17	7669	L5	8672	L11	13703

Metal legs have an MRBS Resin Brushed Steel finish.

Edo Sled Sofa



1106S3	81.7w	COM	6166	F6	7169	F12	8147	COL	7091	L6	11681
	26d	F1	6736	F7	7288	F13	8385	L1	9080	L7	12446
	30.1h	F2	6804	F8	7424	F14	8648	L2	9386	L8	13364
	17.7sh	F3	6880	F9	7577	F15	8946	L3	9845	L9	14588
	26ah	F4	6965	F10	7747	F16	9286	L4	10304	L10	15965
	8.5 yds, 153 sf	F5	7059	F11	7934	F17	9660	L5	10916	L11	17495

Metal legs have an MRBS Resin Brushed Steel finish.

Shipping address for COM/COL materials and memo samples:
TUOHY Furniture Corporation, Upholstery Receiving Dept, 1323 W 132nd St, Gardena, CA 90247



Please provide tagging information as needed for your project.

Edo Armless Leg Lounge



Product No.	Dimensions	Fabric \$							Leather \$																						
		COM	F1	F2	F3	F4	F5	F6	F7	F8	F9	F10	F11	COL	L1	L2	L3	L4	L5	L6	L7	L8	L9	L10	L11						
1105L1	26.3w	3293	3561	3593	3629	3669	3713	3765	3821	3885	3957	4037	4125	4225	4337	4461	4601	4761	4937	3787	4723	4867	5083	5299	5587	5947	6307	6739	7315	7963	8683
	26d																														
	30.1h																														
	17.7sh																														
	19.3ah																														
	4 yds, 72 sf																														

Metal legs have an MRBS Resin Brushed Steel finish.

Edo Armless Leg Settee



Product No.	Dimensions	Fabric \$							Leather \$																						
		COM	F1	F2	F3	F4	F5	F6	F7	F8	F9	F10	F11	COL	L1	L2	L3	L4	L5	L6	L7	L8	L9	L10	L11						
1105L2	54w	5075	5450	5495	5545	5601	5663	5736	5814	5904	6005	6117	6240	6380	6537	6710	6906	7130	7377	5836	7149	7351	7654	7957	8361	8866	9371	9977	10785	11694	12704
	26d																														
	30.1h																														
	17.7sh																														
	19.3ah																														
	5.6 yds, 101 sf																														

Metal legs have an MRBS Resin Brushed Steel finish.

Edo Leg Lounge



Product No.	Dimensions	Fabric \$							Leather \$																						
		COM	F1	F2	F3	F4	F5	F6	F7	F8	F9	F10	F11	COL	L1	L2	L3	L4	L5	L6	L7	L8	L9	L10	L11						
1106L1	26.3w	3488	3823	3863	3908	3958	4013	4078	4148	4228	4318	4418	4528	4653	4793	4948	5123	5323	5543	4011	5181	5361	5631	5901	6261	6711	7161	7701	8421	9231	10131
	26d																														
	30.1h																														
	17.7sh																														
	26ah																														
	5 yds, 90 sf																														

Metal legs have an MRBS Resin Brushed Steel finish.

Edo Leg Settee



Product No.	Dimensions	Fabric \$							Leather \$																						
		COM	F1	F2	F3	F4	F5	F6	F7	F8	F9	F10	F11	COL	L1	L2	L3	L4	L5	L6	L7	L8	L9	L10	L11						
1106L2	54w	5264	5700	5752	5810	5875	5947	6031	6122	6226	6343	6473	6616	6779	6961	7162	7390	7650	7936	6054	7575	7809	8160	8511	8979	9564	10149	10851	11787	12840	14010
	26d																														
	30.1h																														
	17.7sh																														
	26ah																														
	6.5 yds, 117 sf																														

Metal legs have an MRBS Resin Brushed Steel finish.

Shipping address for COM/COL materials and memo samples:
TUOHY Furniture Corporation, Upholstery Receiving Dept, 1323 W 132nd St, Gardena, CA 90247



Please provide tagging information as needed for your project.

IMPORTANT! Additional yardage may be required for fabrics less than 54 inches wide and/or having more than a nominal vertical repeat or pattern. Use the Additional Yardage (+YDG) requirements listed in the TUOHY Upholstery Partnership Guides for each upholstery offering to re-calculate the yardage or square footage needed for a given pattern. See also Table 2 on page D2.

Category	Pattern	Grade
Faux-Leather	Silex	F3
Leather	Lena	L1

Edo Armless Spider/4 w Glides



Product No.	Dimensions	Fabric \$							Leather \$				
1105G1	26.3w	COM	3806	F6	4278	F12	4738	COL	4377	L6	6537		
	26d	F1	4074	F7	4334	F13	4850	L1	5313	L7	6897		
	30.1h	F2	4106	F8	4398	F14	4974	L2	5457	L8	7329		
	17.7sh	F3	4142	F9	4470	F15	5114	L3	5673	L9	7905		
	19.3ah	F4	4182	F10	4550	F16	5274	L4	5889	L10	8553		
	4 yds, 72 sf	F5	4226	F11	4638	F17	5450	L5	6177	L11	9273		

Metal legs have an MRBS Resin Brushed Steel finish.
Base footprint is 31 inches.

Edo Spider/4 w Glides



1106G1	26.3w	COM	4302	F6	4892	F12	5467	COL	4947	L6	7647
	26d	F1	4637	F7	4962	F13	5607	L1	6117	L7	8097
	30.1h	F2	4677	F8	5042	F14	5762	L2	6297	L8	8637
	17.7sh	F3	4722	F9	5132	F15	5937	L3	6567	L9	9357
	26ah	F4	4772	F10	5232	F16	6137	L4	6837	L10	10167
	5 yds, 90 sf	F5	4827	F11	5342	F17	6357	L5	7197	L11	11067

Metal legs have an MRBS Resin Brushed Steel finish.
Base footprint is 31 inches.

Edo Armless Spider/5 w Casters



1105C1	26.3w	COM	4412	F6	4884	F12	5344	COL	5074	L6	7234
	26d	F1	4680	F7	4940	F13	5456	L1	6010	L7	7594
	30.1h	F2	4712	F8	5004	F14	5580	L2	6154	L8	8026
	17.7sh	F3	4748	F9	5076	F15	5720	L3	6370	L9	8602
	19.3ah	F4	4788	F10	5156	F16	5880	L4	6586	L10	9250
	4 yds, 72 sf	F5	4832	F11	5244	F17	6056	L5	6874	L11	9970

Metal legs have an MRBS Resin Brushed Steel finish.
Base footprint is 31 inches.

Edo Spider/5 w Casters



1106C1	26.3w	COM	4557	F6	5147	F12	5722	COL	5241	L6	7941
	26d	F1	4892	F7	5217	F13	5862	L1	6411	L7	8391
	30.1h	F2	4932	F8	5297	F14	6017	L2	6591	L8	8931
	17.7sh	F3	4977	F9	5387	F15	6192	L3	6861	L9	9651
	26ah	F4	5027	F10	5487	F16	6392	L4	7131	L10	10461
	5 yds, 90 sf	F5	5082	F11	5597	F17	6612	L5	7491	L11	11361

Metal legs have an MRBS Resin Brushed Steel finish.
Base footprint is 31 inches.

Shipping address for COM/COL materials and memo samples:
TUOHY Furniture Corporation, Upholstery Receiving Dept, 1323 W 132nd St, Gardena, CA 90247



Please provide tagging information as needed for your project.

Genevieve Guest



Product No.	Dimensions	Fabric \$						Leather \$					
GENG...	23w	COM	3095	F6	3390	F12	3678	COL	3559	L6	4909		
	22d	F1	3263	F7	3425	F13	3748	L1	4144	L7	5134		
	31.5h	F2	3283	F8	3465	F14	3825	L2	4234	L8	5404		
	25ah	F3	3305	F9	3510	F15	3913	L3	4369	L9	5764		
	18sh	F4	3330	F10	3560	F16	4013	L4	4504	L10	6169		
	2.5 yds, 45 sf	F5	3358	F11	3615	F17	4123	L5	4684	L11	6619		
^													
Append code	for blade finish												
...MRB	Resin Black										+0		
...MRW	Resin White										+0		
...MRBS	Resin Brushed Steel										+0		
...MRSA	Resin Satin Aluminum										+0		
...MRTG	Resin Thunder Gray										+0		
...MBN	Brushed Nickel										+1544		
...MPC	Polished Chrome										+1544		

Shipping address for COM/COL materials and memo samples:
 TUOHY Furniture Corporation, Upholstery Receiving Dept, 1323 W 132nd St, Gardena, CA 90247




Please provide tagging information as needed for your project.

IMPORTANT! Additional yardage may be required for fabrics less than 54 inches wide and/or having more than a nominal vertical repeat or pattern. Use the Additional Yardage (+YDG) requirements listed in the TUOHY Upholstery Partnership Guides for each upholstery offering to re-calculate the yardage or square footage needed for a given pattern. See also Table 2 on page D2.

Category	Pattern	Grade
Faux-Leather	Silex	F3
Leather	Lena	L1

Genevieve Club Lounge



Product No.	Dimensions	Fabric \$						Leather \$					
GEN1 (Wd1 Surround)	30w	COM	5120	F6	5592	F12	6052	COL	5887	L6	8047		
	30d	F1	5388	F7	5648	F13	6164	L1	6823	L7	8407		
	29h	F2	5420	F8	5712	F14	6288	L2	6967	L8	8839		
	25ah	F3	5456	F9	5784	F15	6428	L3	7183	L9	9415		
	17sh	F4	5496	F10	5864	F16	6588	L4	7399	L10	10063		
	4 yds, 72 sf	F5	5540	F11	5952	F17	6764	L5	7687	L11	10783		
(Wd2 Surround)	30w	COM	5478	F6	5950	F12	6410	COL	6299	L6	8459		
	30d	F1	5746	F7	6006	F13	6522	L1	7235	L7	8819		
	29h	F2	5778	F8	6070	F14	6646	L2	7379	L8	9251		
	25ah	F3	5814	F9	6142	F15	6786	L3	7595	L9	9827		
	17sh	F4	5854	F10	6222	F16	6946	L4	7811	L10	10475		
	4 yds, 72 sf	F5	5898	F11	6310	F17	7122	L5	8099	L11	11195		
GENU1 (Uphol Surround)	30w	COM	4499	F6	5325	F12	6130	COL	5174	L6	8954		
	30d	F1	4968	F7	5423	F13	6326	L1	6812	L7	9584		
	29h	F2	5024	F8	5535	F14	6543	L2	7064	L8	10340		
	25ah	F3	5087	F9	5661	F15	6788	L3	7442	L9	11348		
	17sh	F4	5157	F10	5801	F16	7068	L4	7820	L10	12482		
	7 yds, 126 sf	F5	5234	F11	5955	F17	7376	L5	8324	L11	13742		

Standard metal finish is MPC Polished Chrome.
For Resin Brushed Steel, add R to the product number; deduct \$100.

Shipping address for COM/COL materials and memo samples:
TUOHY Furniture Corporation, Upholstery Receiving Dept, 1323 W 132nd St, Gardena, CA 90247

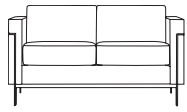


Please provide tagging information as needed for your project.

IMPORTANT! Additional yardage may be required for fabrics less than 54 inches wide and/or having more than a nominal vertical repeat or pattern. Use the Additional Yardage (+YDG) requirements listed in the TUOHY Upholstery Partnership Guides for each upholstery offering to re-calculate the yardage or square footage needed for a given pattern. See also Table 2 on page D2.

Category	Pattern	Grade
Faux-Leather	Silex	F3
Leather	Lena	L1

Genevieve Settee



Product No.	Dimensions	Fabric \$						Leather \$				
GEN2 (Wd1 Surround)	52w	COM	6981	F6	7748	F12	8496	COL	8028	L6	11538	
	30d	F1	7417	F7	7839	F13	8678	L1	9549	L7	12123	
	29h	F2	7469	F8	7943	F14	8879	L2	9783	L8	12825	
	25ah	F3	7527	F9	8060	F15	9107	L3	10134	L9	13761	
	17sh	F4	7592	F10	8190	F16	9367	L4	10485	L10	14814	
	6.5 yds, 117 sf	F5	7664	F11	8333	F17	9653	L5	10953	L11	15984	
(Wd2 Surround)	52w	COM	7470	F6	8237	F12	8985	COL	8590	L6	12100	
	30d	F1	7906	F7	8328	F13	9167	L1	10111	L7	12685	
	29h	F2	7958	F8	8432	F14	9368	L2	10345	L8	13387	
	25ah	F3	8016	F9	8549	F15	9596	L3	10696	L9	14323	
	17sh	F4	8081	F10	8679	F16	9856	L4	11047	L10	15376	
	6.5 yds, 117 sf	F5	8153	F11	8822	F17	10142	L5	11515	L11	16546	
GENU2 (Uphol Surround)	52w	COM	5846	F6	7380	F12	8875	COL	6723	L6	13743	
	30d	F1	6717	F7	7562	F13	9239	L1	9765	L7	14913	
	29h	F2	6821	F8	7770	F14	9642	L2	10233	L8	16317	
	25ah	F3	6938	F9	8004	F15	10097	L3	10935	L9	18189	
	17sh	F4	7068	F10	8264	F16	10617	L4	11637	L10	20295	
	13 yds, 234 sf	F5	7211	F11	8550	F17	11189	L5	12573	L11	22635	

Standard metal finish is MPC Polished Chrome.
 For Resin Brushed Steel, add R to the product number; deduct \$100.

Shipping address for COM/COL materials and memo samples:
 TUOHY Furniture Corporation, Upholstery Receiving Dept, 1323 W 132nd St, Gardena, CA 90247

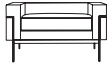


Please provide tagging information as needed for your project.

IMPORTANT! Additional yardage may be required for fabrics less than 54 inches wide and/or having more than a nominal vertical repeat or pattern. Use the Additional Yardage (+YDG) requirements listed in the TUOHY Upholstery Partnership Guides for each upholstery offering to re-calculate the yardage or square footage needed for a given pattern. See also Table 2 on page D2.

Category	Pattern	Grade
Faux-Leather	Sillex	F3
Leather	Lena	L1

Genevieve Single Bench



Product No.	Dimensions	Fabric \$						Leather \$				
GENB1 (Wd1 Surround)	30w	COM	4936	F6	5408	F12	5868	COL	5676	L6	7836	
	22d	F1	5204	F7	5464	F13	5980	L1	6612	L7	8196	
	20h	F2	5236	F8	5528	F14	6104	L2	6756	L8	8628	
		F3	5272	F9	5600	F15	6244	L3	6972	L9	9204	
	16sh	F4	5312	F10	5680	F16	6404	L4	7188	L10	9852	
	4 yds, 72 sf	F5	5356	F11	5768	F17	6580	L5	7476	L11	10572	
	(Wd2 Surround)	30w	COM	5282	F6	5754	F12	6214	COL	6073	L6	8233
		22d	F1	5550	F7	5810	F13	6326	L1	7009	L7	8593
		20h	F2	5582	F8	5874	F14	6450	L2	7153	L8	9025
			F3	5618	F9	5946	F15	6590	L3	7369	L9	9601
16sh		F4	5658	F10	6026	F16	6750	L4	7585	L10	10249	
4 yds, 72 sf		F5	5702	F11	6114	F17	6926	L5	7873	L11	10969	
GENBU1 (Uphol Surround)		30w	COM	4236	F6	4944	F12	5634	COL	4871	L6	8111
		22d	F1	4638	F7	5028	F13	5802	L1	6275	L7	8651
		20h	F2	4686	F8	5124	F14	5988	L2	6491	L8	9299
			F3	4740	F9	5232	F15	6198	L3	6815	L9	10163
	16sh	F4	4800	F10	5352	F16	6438	L4	7139	L10	11135	
	6 yds, 108 sf	F5	4866	F11	5484	F17	6702	L5	7571	L11	12215	

Standard metal finish is MPC Polished Chrome.
For Resin Brushed Steel, add R to the product number; deduct \$100.

Genevieve Double Bench



GENB2 (Wd1 Surround)	52w	COM	6309	F6	6781	F12	7241	COL	7255	L6	9415	
	22d	F1	6577	F7	6837	F13	7353	L1	8191	L7	9775	
	20h	F2	6609	F8	6901	F14	7477	L2	8335	L8	10207	
		F3	6645	F9	6973	F15	7617	L3	8551	L9	10783	
	16sh	F4	6685	F10	7053	F16	7777	L4	8767	L10	11431	
	4 yds, 72 sf	F5	6729	F11	7141	F17	7953	L5	9055	L11	12151	
	(Wd2 Surround)	52w	COM	6751	F6	7223	F12	7683	COL	7763	L6	9923
		22d	F1	7019	F7	7279	F13	7795	L1	8699	L7	10283
		20h	F2	7051	F8	7343	F14	7919	L2	8843	L8	10715
			F3	7087	F9	7415	F15	8059	L3	9059	L9	11291
16sh		F4	7127	F10	7495	F16	8219	L4	9275	L10	11939	
4 yds, 72 sf		F5	7171	F11	7583	F17	8395	L5	9563	L11	12659	
GENBU2 (Uphol Surround)		52w	COM	5275	F6	5983	F12	6673	COL	6066	L6	9306
		22d	F1	5677	F7	6067	F13	6841	L1	7470	L7	9846
		20h	F2	5725	F8	6163	F14	7027	L2	7686	L8	10494
			F3	5779	F9	6271	F15	7237	L3	8010	L9	11358
	16sh	F4	5839	F10	6391	F16	7477	L4	8334	L10	12330	
	6 yds, 108 sf	F5	5905	F11	6523	F17	7741	L5	8766	L11	13410	

Standard metal finish is MPC Polished Chrome.
For Resin Brushed Steel, add R to the product number; deduct \$100.

Shipping address for COM/COL materials and memo samples:
TUOHY Furniture Corporation, Upholstery Receiving Dept, 1323 W 132nd St, Gardena, CA 90247



Please provide tagging information as needed for your project.

IMPORTANT! Additional yardage may be required for fabrics less than 54 inches wide and/or having more than a nominal vertical repeat or pattern. Use the Additional Yardage (+YDG) requirements listed in the TUOHY Upholstery Partnership Guides for each upholstery offering to re-calculate the yardage or square footage needed for a given pattern. See also Table 2 on page D2.

Category	Pattern	Grade
Faux-Leather	Sillex	F3
Leather	Lena	L1

Genevieve Triple Bench



Product No.	Dimensions	Fabric \$							Leather \$			
GENB3 (Wd1 Surround)	74w	COM	7475	F6	8419	F12	9339	COL	8596	L6	12916	
	22d	F1	8011	F7	8531	F13	9563	L1	10468	L7	13636	
	20h	F2	8075	F8	8659	F14	9811	L2	10756	L8	14500	
		F3	8147	F9	8803	F15	10091	L3	11188	L9	15652	
	16sh	F4	8227	F10	8963	F16	10411	L4	11620	L10	16948	
	8 yds, 144 sf	F5	8315	F11	9139	F17	10763	L5	12196	L11	18388	
	(Wd2 Surround)	74w	COM	7998	F6	8942	F12	9862	COL	9198	L6	13518
		22d	F1	8534	F7	9054	F13	10086	L1	11070	L7	14238
		20h	F2	8598	F8	9182	F14	10334	L2	11358	L8	15102
			F3	8670	F9	9326	F15	10614	L3	11790	L9	16254
16sh		F4	8750	F10	9486	F16	10934	L4	12222	L10	17550	
8 yds, 144 sf		F5	8838	F11	9662	F17	11286	L5	12798	L11	18990	
GENBU3 (Uphol Surround)		74w	COM	6167	F6	7583	F12	8963	COL	7092	L6	13572
		22d	F1	6971	F7	7751	F13	9299	L1	9900	L7	14652
		20h	F2	7067	F8	7943	F14	9671	L2	10332	L8	15948
			F3	7175	F9	8159	F15	10091	L3	10980	L9	17676
	16sh	F4	7295	F10	8399	F16	10571	L4	11628	L10	19620	
	12 yds, 216 sf	F5	7427	F11	8663	F17	11099	L5	12492	L11	21780	

Standard metal finish is MPC Polished Chrome.
For Resin Brushed Steel, add R to the product number; deduct \$100.

Genevieve Quad Bench



GENB4 (Wd1 Surround)	96w	COM	8083	F6	9263	F12	10413	COL	9295	L6	14695	
	22d	F1	8753	F7	9403	F13	10693	L1	11635	L7	15595	
	20h	F2	8833	F8	9563	F14	11003	L2	11995	L8	16675	
		F3	8923	F9	9743	F15	11353	L3	12535	L9	18115	
	16sh	F4	9023	F10	9943	F16	11753	L4	13075	L10	19735	
	10 yds, 180 sf	F5	9133	F11	10163	F17	12193	L5	13795	L11	21535	
	(Wd2 Surround)	96w	COM	8649	F6	9829	F12	10979	COL	9946	L6	15346
		22d	F1	9319	F7	9969	F13	11259	L1	12286	L7	16246
		20h	F2	9399	F8	10129	F14	11569	L2	12646	L8	17326
			F3	9489	F9	10309	F15	11919	L3	13186	L9	18766
16sh		F4	9589	F10	10509	F16	12319	L4	13726	L10	20386	
10 yds, 180 sf		F5	9699	F11	10729	F17	12759	L5	14446	L11	22186	
GENBU4 (Uphol Surround)		96w	COM	6880	F6	8532	F12	10142	COL	7912	L6	15472
		22d	F1	7818	F7	8728	F13	10534	L1	11188	L7	16732
		20h	F2	7930	F8	8952	F14	10968	L2	11692	L8	18244
			F3	8056	F9	9204	F15	11458	L3	12448	L9	20260
	16sh	F4	8196	F10	9484	F16	12018	L4	13204	L10	22528	
	14 yds, 252 sf	F5	8350	F11	9792	F17	12634	L5	14212	L11	25048	

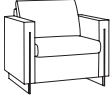

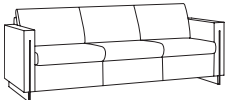
Standard metal finish is MPC Polished Chrome.
For Resin Brushed Steel, add R to the product number; deduct \$100.

> See also: Genevieve Tables

Shipping address for COM/COL materials and memo samples:
TUOHY Furniture Corporation, Upholstery Receiving Dept, 1323 W 132nd St, Gardena, CA 90247

Please provide tagging information as needed for your project.



	Product No.	Dimensions	Fabric \$							Leather \$			
International Club Lounge 	N100	33w	COM	3722	F6	4607	F12	5470	COL	4281	L6	8331	
		29d	F1	4225	F7	4712	F13	5680	L1	6036	L7	9006	
		31h	F2	4285	F8	4832	F14	5912	L2	6306	L8	9816	
		16sh	F3	4352	F9	4967	F15	6175	L3	6711	L9	10896	
		25ah	F4	4427	F10	5117	F16	6475	L4	7116	L10	12111	
		7.5 yds, 135 sf	F5	4510	F11	5282	F17	6805	L5	7656	L11	13461	
International Settee 	N200	58w	COM	5177	F6	6687	F12	8159	COL	5953	L6	12883	
		29d	F1	6035	F7	6867	F13	8518	L1	8956	L7	14038	
		31h	F2	6137	F8	7071	F14	8915	L2	9418	L8	15424	
		16sh	F3	6252	F9	7302	F15	9363	L3	10111	L9	17272	
		25ah	F4	6380	F10	7558	F16	9875	L4	10804	L10	19351	
		12.8 yds, 231 sf	F5	6521	F11	7839	F17	10438	L5	11728	L11	21661	
International Sofa 	N300	83w	COM	6593	F6	8894	F12	11137	COL	7581	L6	18111	
		29d	F1	7900	F7	9167	F13	11683	L1	12144	L7	19866	
		31h	F2	8056	F8	9479	F14	12287	L2	12846	L8	21972	
		16sh	F3	8231	F9	9830	F15	12970	L3	13899	L9	24780	
		25ah	F4	8426	F10	10220	F16	13750	L4	14952	L10	27939	
		19.5 yds, 351 sf	F5	8641	F11	10649	F17	14608	L5	16356	L11	31449	

Standard metal finish is MPC Polished Chrome.
 For Resin Brushed Steel, add R to the product number; deduct \$95.

> See also: International Tables

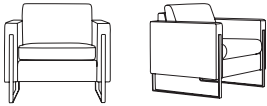
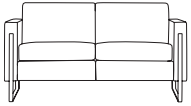
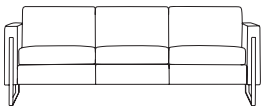
Shipping address for COM/COL materials and memo samples:
 TUOHY Furniture Corporation, Upholstery Receiving Dept, 1323 W 132nd St, Gardena, CA 90247



Please provide tagging information as needed for your project.

IMPORTANT! Additional yardage may be required for fabrics less than 54 inches wide and/or having more than a nominal vertical repeat or pattern. Use the Additional Yardage (+YDG) requirements listed in the TUOHY Upholstery Partnership Guides for each upholstery offering to re-calculate the yardage or square footage needed for a given pattern. See also Table 2 on page D2.

Category	Pattern	Grade
Faux-Leather	Silex	F3
Leather	Lena	L1

	Product No.	Dimensions	Fabric \$							Leather \$			
International II Club Lounge 	N120	33w	COM	3941	F6	4826	F12	5689	COL	4532	L6	8582	
		29d	F1	4444	F7	4931	F13	5899	L1	6287	L7	9257	
		31h	F2	4504	F8	5051	F14	6131	L2	6557	L8	10067	
		25ah	F3	4571	F9	5186	F15	6394	L3	6962	L9	11147	
		16sh	F4	4646	F10	5336	F16	6694	L4	7367	L10	12362	
		7.5 yds, 135 sf	F5	4729	F11	5501	F17	7024	L5	7907	L11	13712	
International II Settee 	N220	58w	COM	5190	F6	6700	F12	8172	COL	5968	L6	12898	
		29d	F1	6048	F7	6880	F13	8531	L1	8971	L7	14053	
		31h	F2	6150	F8	7084	F14	8928	L2	9433	L8	15439	
		25ah	F3	6265	F9	7315	F15	9376	L3	10126	L9	17287	
		16sh	F4	6393	F10	7571	F16	9888	L4	10819	L10	19366	
		12.8 yds, 231 sf	F5	6534	F11	7852	F17	10451	L5	11743	L11	21676	
International II Sofa 	N320	83w	COM	6617	F6	8918	F12	11161	COL	7609	L6	18139	
		29d	F1	7924	F7	9191	F13	11707	L1	12172	L7	19894	
		31h	F2	8080	F8	9503	F14	12311	L2	12874	L8	22000	
		25ah	F3	8255	F9	9854	F15	12994	L3	13927	L9	24808	
		16sh	F4	8450	F10	10244	F16	13774	L4	14980	L10	27967	
		19.5 yds, 351 sf	F5	8665	F11	10673	F17	14632	L5	16384	L11	31477	

Standard metal finish is MPC Polished Chrome.
 For Resin Brushed Steel, add R to the product number; deduct \$95.

> See also: International Tables

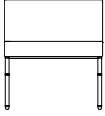
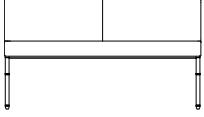
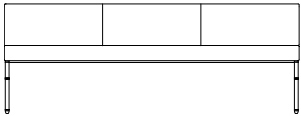
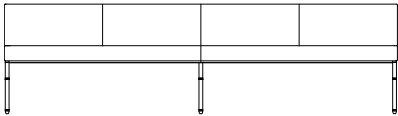
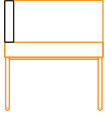
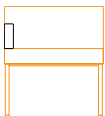
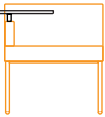
Shipping address for COM/COL materials and memo samples:
 TUOHY Furniture Corporation, Upholstery Receiving Dept, 1323 W 132nd St, Gardena, CA 90247



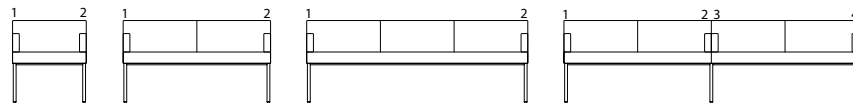
Please provide tagging information as needed for your project.

IMPORTANT! Additional yardage may be required for fabrics less than 54 inches wide and/or having more than a nominal vertical repeat or pattern. Use the Additional Yardage (+YDG) requirements listed in the TUOHY Upholstery Partnership Guides for each upholstery offering to re-calculate the yardage or square footage needed for a given pattern. See also Table 2 on page D2.

Category	Pattern	Grade
Faux-Leather	Silex	F3
Leather	Lena	L1

	Product No.	Dimensions	Fabric \$							Leather \$			
Leit Chair, Single 	PLEC1	26w	COM	2792	F6	3087	F12	3375	COL	3211	L6	4561	
		24d	F1	2960	F7	3122	F13	3445	L1	3796	L7	4786	
		29h	F2	2980	F8	3162	F14	3522	L2	3886	L8	5056	
		18sh	F3	3002	F9	3207	F15	3610	L3	4021	L9	5416	
		2.5 yds, 45 sf	F4	3027	F10	3257	F16	3710	L4	4156	L10	5821	
			F5	3055	F11	3312	F17	3820	L5	4336	L11	6271	
Leit Chair, Double 	PLEC2	52w	COM	3885	F6	4357	F12	4817	COL	4468	L6	6628	
		24d	F1	4153	F7	4413	F13	4929	L1	5404	L7	6988	
		29h	F2	4185	F8	4477	F14	5053	L2	5548	L8	7420	
		18sh	F3	4221	F9	4549	F15	5193	L3	5764	L9	7996	
		4 yds, 72 sf	F4	4261	F10	4629	F16	5353	L4	5980	L10	8644	
			F5	4305	F11	4717	F17	5529	L5	6268	L11	9364	
Leit Chair, Triple 	PLEC3	78w	COM	4761	F6	5469	F12	6159	COL	5475	L6	8715	
		24d	F1	5163	F7	5553	F13	6327	L1	6879	L7	9255	
		29h	F2	5211	F8	5649	F14	6513	L2	7095	L8	9903	
		18sh	F3	5265	F9	5757	F15	6723	L3	7419	L9	10767	
		6 yds, 108 sf	F4	5325	F10	5877	F16	6963	L4	7743	L10	11739	
			F5	5391	F11	6009	F17	7227	L5	8175	L11	12819	
Leit Chair, Quad 	PLEC4	104w	COM	6671	F6	7615	F12	8535	COL	7672	L6	11992	
		24d	F1	7207	F7	7727	F13	8759	L1	9544	L7	12712	
		29h	F2	7271	F8	7855	F14	9007	L2	9832	L8	13576	
		18sh	F3	7343	F9	7999	F15	9287	L3	10264	L9	14728	
		8 yds, 144 sf	F4	7423	F10	8159	F16	9607	L4	10696	L10	16024	
			F5	7511	F11	8335	F17	9959	L5	11272	L11	17464	
Corner/Back Option 	PLECB	2.5w	COM	1197	F6	1315	F12	1430	COL	1377	L6	1917	
		21d	F1	1264	F7	1329	F13	1458	L1	1611	L7	2007	
		6.5h	F2	1272	F8	1345	F14	1489	L2	1647	L8	2115	
		1 yd, 18 sf	F3	1281	F9	1363	F15	1524	L3	1701	L9	2259	
			F4	1291	F10	1383	F16	1564	L4	1755	L10	2421	
			F5	1302	F11	1405	F17	1608	L5	1827	L11	2601	
Arms  	PLEA	2.5w	COM	542	F6	660	F12	775	COL	623	L6	1163	
		21d	F1	609	F7	674	F13	803	L1	857	L7	1253	
		6.5h	F2	617	F8	690	F14	834	L2	893	L8	1361	
		1 yd, 18 sf	F3	626	F9	708	F15	869	L3	947	L9	1505	
			F4	636	F10	728	F16	909	L4	1001	L10	1667	
			F5	647	F11	750	F17	953	L5	1073	L11	1847	

Arms must be placed by a leg (specify location by number) and may receive Pivot Tops and Power-Data Ports.



+ Options for Arms:

For a Pivot Top in Wood1 (15w 9.5d 2.9h), specify Option PTW, add \$288.

For a Pivot Top in FenixNTM®, specify Option PTF and color (matte black or matte white); add \$386.

For a hardwired Power-USB Port, specify Option PUP and color (black or white); add \$473.

Inquire with Customer Service about units with 20 amp plug.

All metal frame parts this page are resin-coated steel; specify color choice:

MRB Resin Black, MRSA Resin Satin Aluminum, MRTG Resin Thunder Gray or MRW Resin White.


Shipping address for COM/COL materials and memo samples:
TUOHY Furniture Corporation, Upholstery Receiving Dept, 1323 W 132nd St, Gardena, CA 90247



IMPORTANT! Additional yardage may be required for fabrics less than 54 inches wide and/or having more than a nominal vertical repeat or pattern. Use the Additional Yardage (+YDG) requirements listed in the TUOHY Upholstery Partnership Guides for each upholstery offering to re-calculate the yardage or square footage needed for a given pattern. See also Table 2 on page D2.

Category	Pattern	Grade
Faux-Leather	Silax	F3
Leather	Lena	L1

Leit Bench, Single




Product No.	Dimensions	Fabric \$										Leather \$									
PLEB11	26w	COM	1262	F6	1439	F12	1612	COL	1451	L6	2261										
	18d	F1	1363	F7	1460	F13	1654	L1	1802	L7	2396										
	18h	F2	1375	F8	1484	F14	1700	L2	1856	L8	2558										
	18sh	F3	1388	F9	1511	F15	1753	L3	1937	L9	2774										
		F4	1403	F10	1541	F16	1813	L4	2018	L10	3017										
	1.5 yds, 27 sf	F5	1420	F11	1574	F17	1879	L5	2126	L11	3287										
PLEB12	26w	COM	1345	F6	1640	F12	1928	COL	1547	L6	2897										
	24d	F1	1513	F7	1675	F13	1998	L1	2132	L7	3122										
	18h	F2	1533	F8	1715	F14	2075	L2	2222	L8	3392										
	18sh	F3	1555	F9	1760	F15	2163	L3	2357	L9	3752										
		F4	1580	F10	1810	F16	2263	L4	2492	L10	4157										
	2.5 yds, 45 sf	F5	1608	F11	1865	F17	2373	L5	2672	L11	4607										

Leit Bench, Extended




PLEBX1	39w	COM	1592	F6	1946	F12	2291	COL	1831	L6	3451										
	18d	F1	1793	F7	1988	F13	2375	L1	2533	L7	3721										
	18h	F2	1817	F8	2036	F14	2468	L2	2641	L8	4045										
	18sh	F3	1844	F9	2090	F15	2573	L3	2803	L9	4477										
		F4	1874	F10	2150	F16	2693	L4	2965	L10	4963										
	3 yds, 54 sf	F5	1907	F11	2216	F17	2825	L5	3181	L11	5503										
PLEBX2	39w	COM	1674	F6	2028	F12	2373	COL	1925	L6	3545										
	24d	F1	1875	F7	2070	F13	2457	L1	2627	L7	3815										
	18h	F2	1899	F8	2118	F14	2550	L2	2735	L8	4139										
	18sh	F3	1926	F9	2172	F15	2655	L3	2897	L9	4571										
		F4	1956	F10	2232	F16	2775	L4	3059	L10	5057										
	3 yds, 54 sf	F5	1989	F11	2298	F17	2907	L5	3275	L11	5597										

Leit Bench, Double



PLEB21	52w	COM	2519	F6	2814	F12	3102	COL	2897	L6	4247										
	18d	F1	2687	F7	2849	F13	3172	L1	3482	L7	4472										
	18h	F2	2707	F8	2889	F14	3249	L2	3572	L8	4742										
	18sh	F3	2729	F9	2934	F15	3337	L3	3707	L9	5102										
		F4	2754	F10	2984	F16	3437	L4	3842	L10	5507										
	2.5 yds, 45 sf	F5	2782	F11	3039	F17	3547	L5	4022	L11	5957										
PLEB22	52w	COM	2602	F6	2897	F12	3185	COL	2992	L6	4342										
	24d	F1	2770	F7	2932	F13	3255	L1	3577	L7	4567										
	18h	F2	2790	F8	2972	F14	3332	L2	3667	L8	4837										
	18sh	F3	2812	F9	3017	F15	3420	L3	3802	L9	5197										
		F4	2837	F10	3067	F16	3520	L4	3937	L10	5602										
	2.5 yds, 45 sf	F5	2865	F11	3122	F17	3630	L5	4117	L11	6052										

Leit Bench, Triple



PLEB31	78w	COM	3203	F6	3616	F12	4019	COL	3683	L6	5573										
	18d	F1	3438	F7	3665	F13	4117	L1	4502	L7	5888										
	18h	F2	3466	F8	3721	F14	4225	L2	4628	L8	6266										
	18sh	F3	3497	F9	3784	F15	4348	L3	4817	L9	6770										
		F4	3532	F10	3854	F16	4488	L4	5006	L10	7337										
	3.5 yds, 63 sf	F5	3571	F11	3931	F17	4642	L5	5258	L11	7967										
PLEB32	78w	COM	3285	F6	3698	F12	4101	COL	3778	L6	5668										
	24d	F1	3520	F7	3747	F13	4199	L1	4597	L7	5983										
	18h	F2	3548	F8	3803	F14	4307	L2	4723	L8	6361										
	18sh	F3	3579	F9	3866	F15	4430	L3	4912	L9	6865										
		F4	3614	F10	3936	F16	4570	L4	5101	L10	7432										
	3.5 yds, 63 sf	F5	3653	F11	4013	F17	4724	L5	5353	L11	8062										

! Notes

All metal frame parts this page are resin-coated steel; specify color choice:

MRB Resin Black, MRSA Resin Satin Aluminum, MRTG Resin Thunder Gray or MRW Resin White.

Shipping address for COM/COL materials and memo samples:

TUOHY Furniture Corporation, Upholstery Receiving Dept, 1323 W 132nd St, Gardena, CA 90247



IMPORTANT! Additional yardage may be required for fabrics less than 54 inches wide and/or having more than a nominal vertical repeat or pattern. Use the Additional Yardage (+YDG) requirements listed in the TUOHY Upholstery Partnership Guides for each upholstery offering to re-calculate the yardage or square footage needed for a given pattern. See also Table 2 on page D2.

Category	Pattern	Grade
Faux-Leather	Silix	F3
Leather	Lena	L1

Leit Tables



Description	Prod. Prefix	Top Material Suffix / List \$				
		Wood1	Wood2	AcrylicSS	Quartz	Fenix NTM®
Connecting Tables		...W1	...W2	...C	...Q	...F
Inline	PLETC...	328	351	887	1429	769
End Table (2 legs)	PLETE...	961	1028	1520	2061	1403
Corner Table (1 leg)	PLETL...	644	689	1202	1748	1087

Dimensions (tables above): 26w 24d 13.8h

Freestanding	Prod. Prefix	...W1	...W2	...C	...Q	...F
Table 26w 18d 13.8h	PLET111...	868	929	1286	1693	1198
Table 26w 18d 29h	PLET112...	1334	1427	1755	2161	1666
Table 26w 24d 13.8h	PLET121...	930	995	1489	2031	1372
Table 26w 24d 29h	PLET122...	1458	1560	2017	2559	1899
Table 52w 18d 13.8h	PLET211...	1016	1087	1856	2670	1679
Table 52w 18d 29h	PLET212...	1513	1619	2351	3166	2177
Table 52w 24d 13.8h	PLET221...	1112	1190	2231	3315	1994
Table 52w 24d 29h	PLET222...	1667	1784	2788	2767	2550
Table 78w 18d 13.8h	PLET311...	1602	1714	2858	4080	2596
Table 78w 18d 29h	PLET312...	2394	2562	4073	5697	3718
Table 78w 24d 13.8h	PLET321...	1577	1687	3254	4881	2903
Table 78w 24d 29h	PLET322...	2533	2710	4211	5836	3857
Table 104w 24d 29h	PLET422...	2742	2934	4980	7149	4508

Notes:

Specify the product number by appending the desired Top Material Code to the Prod.No. Prefix.

Example: Inline Connecting Table with Wood1 top is PLETCW1; price is \$328.

Metal frame parts are resin-coated steel; choose from standard colors.

Acrylic Solid Surface is Avonnite® Polaris.

Quartz is Cambria® all standard colors; quote required for Luxury Series Designs.

FenixNTM® available in matte black or matte white.

Other top materials are available on a COM/project basis.

Leit Tops



Surround Panels Required	Prod. Prefix	...W1	...W2	...C	...Q	...F
Top 30.5w 24d 0.75th	PLETT305...	669	716	1336	1981	1195
Top 56.5w 24d 0.75th	PLETT565...	927	992	2153	3341	1895

Notes:

Specify the product number by appending the desired Top Material Code to the Prod.No. Prefix.

Example: Top 30.5w 24d 0.75th with Wood1 top is PLETT305W1; price is \$669.

Acrylic Solid Surface is Avonnite® Polaris.

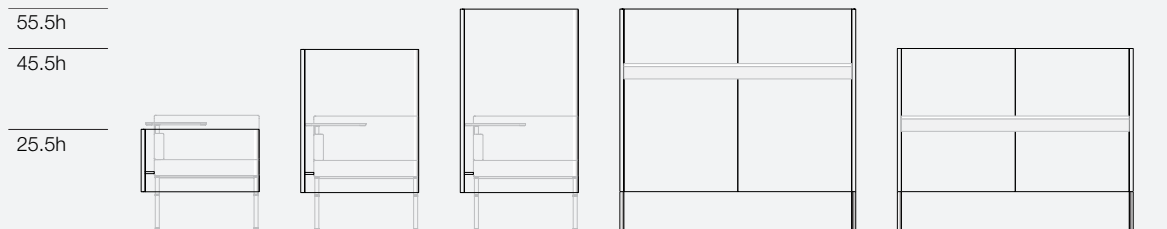
Quartz is Cambria® all standard colors; quote required for Luxury Series Designs.

FenixNTM® available in matte black or matte white.

Other top materials are available on a COM/project basis.

Leit Surround Panels

May be applied to seating units or used with tops (listed above) as desking stations. See the individual listings on the following pages, grouped and presented by height.



Shipping address for COM/COL materials and memo samples:
TUOHY Furniture Corporation, Upholstery Receiving Dept, 1323 W 132nd St, Gardena, CA 90247

Please provide tagging information as needed for your project.

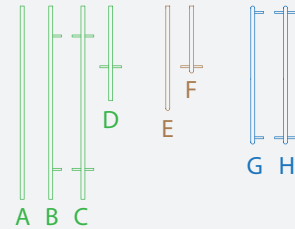


Leit Surround Panels

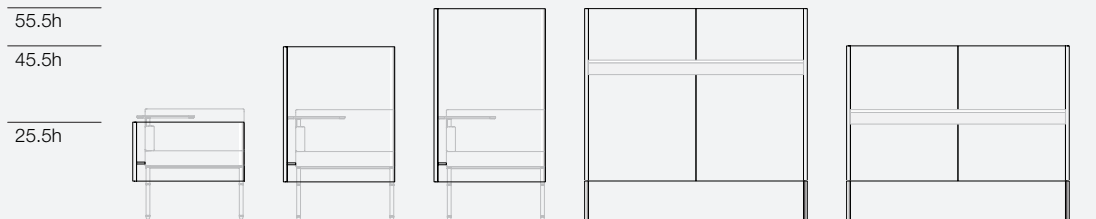
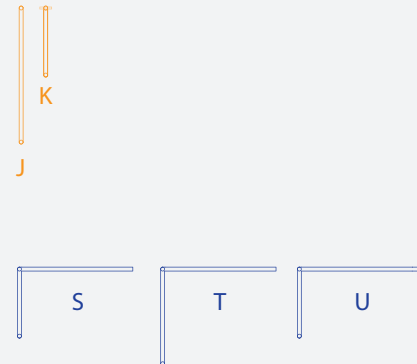


May be applied to seating units or used with tops as desking stations.
 See the individual listings on the following pages, grouped and presented by height.
 Metal legs and stand-offs are resin-coated steel; specify color choice:
 MRB Resin Black, MRSA Resin Satin Aluminum, MRTG Resin Thunder Gray or MRW Resin White.

Panels for seating and connecting tables



Panels for work surface tops



Ordering Information

Product numbers are formed by joining the string of data in the grayed area.
 Example:
 PLEP25A24 requires 1.5 yards and has a COM price of \$1252.

25.5h	w	d	yds	COM	F1	F2	F3	F4	F5	F6	F7	F8	F9	F10	F11	F12	F13	F14	F15	F16	F17
PLEP25 A 24	24	1	1.5	1252	1353	1365	1378	1393	1410	1429	1450	1474	1501	1531	1564	1602	1644	1690	1743	1803	1869
PLEP25 A 26	26	1	1.5	1281	1382	1394	1407	1422	1439	1458	1479	1503	1530	1560	1593	1631	1673	1719	1772	1832	1898
PLEP25 A 28.25	28.25	1	1.5	1343	1444	1456	1469	1484	1501	1520	1541	1565	1592	1622	1655	1693	1735	1781	1834	1894	1960
PLEP25 A 28.75	28.75	1	1.5	1343	1444	1456	1469	1484	1501	1520	1541	1565	1592	1622	1655	1693	1735	1781	1834	1894	1960
PLEP25 A 30.5	30.5	1	1.5	1378	1479	1491	1504	1519	1536	1555	1576	1600	1627	1657	1690	1728	1770	1816	1869	1929	1995
PLEP25 A 31.5	31.5	1	1.5	1409	1510	1522	1535	1550	1567	1586	1607	1631	1658	1688	1721	1759	1801	1847	1900	1960	2026
PLEP25 A 49	49	1	2	1316	1450	1466	1484	1504	1526	1552	1580	1612	1648	1688	1732	1782	1838	1900	1970	2050	2138
PLEP25 A 52	52	1	2	1345	1479	1495	1513	1533	1555	1581	1609	1641	1677	1717	1761	1811	1867	1929	1999	2079	2167
PLEP25 A 53	53	1	2	1345	1479	1495	1513	1533	1555	1581	1609	1641	1677	1717	1761	1811	1867	1929	1999	2079	2167
PLEP25 A 57.5	57.5	1	2	1379	1513	1529	1547	1567	1589	1615	1643	1675	1711	1751	1795	1845	1901	1963	2033	2113	2201
PLEP25 M 29.25 L	29.25 L	18	2.5	1811	1979	1999	2021	2046	2074	2106	2141	2181	2226	2276	2331	2394	2464	2541	2629	2729	2839
PLEP25 M 29.25 R	29.25 R	18	2.5	1811	1979	1999	2021	2046	2074	2106	2141	2181	2226	2276	2331	2394	2464	2541	2629	2729	2839
PLEP25 N 29.25 L	29.25 L	18	2.5	1811	1979	1999	2021	2046	2074	2106	2141	2181	2226	2276	2331	2394	2464	2541	2629	2729	2839
PLEP25 N 29.25 R	29.25 R	18	2.5	1811	1979	1999	2021	2046	2074	2106	2141	2181	2226	2276	2331	2394	2464	2541	2629	2729	2839
PLEP25 P 27 L	27 L	25	3	1721	1922	1946	1973	2003	2036	2075	2117	2165	2219	2279	2345	2420	2504	2597	2702	2822	2954
PLEP25 P 27 R	27 R	25	3	1721	1922	1946	1973	2003	2036	2075	2117	2165	2219	2279	2345	2420	2504	2597	2702	2822	2954
PLEP25 Q 32.5	32.5	18	3.5	1969	2204	2232	2263	2298	2337	2382	2431	2487	2550	2620	2697	2785	2883	2991	3114	3254	3408
PLEP25 S 29.25 L	29.25 L	18	2.5	2118	2286	2306	2328	2353	2381	2413	2448	2488	2533	2583	2638	2701	2771	2848	2936	3036	3146
PLEP25 S 29.25 R	29.25 R	18	2.5	2118	2286	2306	2328	2353	2381	2413	2448	2488	2533	2583	2638	2701	2771	2848	2936	3036	3146
PLEP25 U 32.5	32.5	18	3.5	2272	2507	2535	2566	2601	2640	2685	2734	2790	2853	2923	3000	3088	3186	3294	3417	3557	3711

≡ Denotes that patterns require railroading.

Shipping address for COM/COL materials and memo samples:
 TUOHY Furniture Corporation, Upholstery Receiving Dept, 1323 W 132nd St, Gardena, CA 90247



IMPORTANT! Additional yardage may be required for fabrics less than 54 inches wide and/or having more than a nominal vertical repeat or pattern.
 Use the Additional Yardage (+YDG) requirements listed in the TUOHY Upholstery Partnership Guides for each upholstery offering to re-calculate the yardage or square footage needed for a given pattern. See also Table 2 on page D2.

Category	Pattern	Grade
Faux-Leather	Silex	F3
Leather	Lena	L1

Shipping address for COM/COL materials and memo samples:
TUOHY Furniture Corporation, Upholstery Receiving Dept, 1323 W 132nd St, Gardena, CA 90247



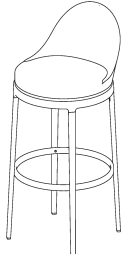
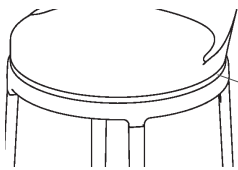
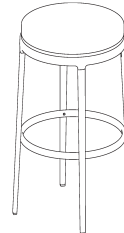
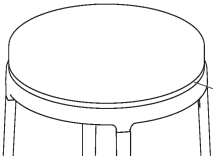

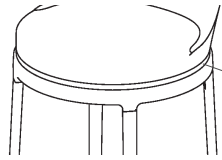
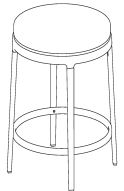
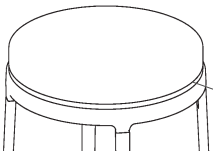
Please provide tagging information as needed for your project.

Leit Surround Panels (cont.)

45.5h	w	d	yds	COM	F1	F2	F3	F4	F5	F6	F7	F8	F9	F10	F11	F12	F13	F14	F15	F16	F17
PLEP45 A 24		1	2.5	1563	1731	1751	1773	1798	1826	1858	1893	1933	1978	2028	2083	2146	2216	2293	2381	2481	2591
PLEP45 A 26		1	2.5	1594	1762	1782	1804	1829	1857	1889	1924	1964	2009	2059	2114	2177	2247	2324	2412	2512	2622
PLEP45 A 28.25		1	2.5	1656	1824	1844	1866	1891	1919	1951	1986	2026	2071	2121	2176	2239	2309	2386	2474	2574	2684
PLEP45 A 28.75		1	2.5	1656	1824	1844	1866	1891	1919	1951	1986	2026	2071	2121	2176	2239	2309	2386	2474	2574	2684
PLEP45 A 30.5		1	2.5	1689	1857	1877	1899	1924	1952	1984	2019	2059	2104	2154	2209	2272	2342	2419	2507	2607	2717
PLEP45 A 31.5		1	2.5	1721	1889	1909	1931	1956	1984	2016	2051	2091	2136	2186	2241	2304	2374	2451	2539	2639	2749
PLEP45 A 49		1	3.5	1782	2017	2045	2076	2111	2150	2195	2244	2300	2363	2433	2510	2598	2696	2804	2927	3067	3221
PLEP45 A 52		1	3.5	1811	2046	2074	2105	2140	2179	2224	2273	2329	2392	2462	2539	2627	2725	2833	2956	3096	3250
PLEP45 A 53		1	3.5	1811	2046	2074	2105	2140	2179	2224	2273	2329	2392	2462	2539	2627	2725	2833	2956	3096	3250
PLEP45 A 57.5	#	1	3.5	1845	2080	2108	2139	2174	2213	2258	2307	2363	2426	2496	2573	2661	2759	2867	2990	3130	3284
PLEP45 B 49		3.25	3.5	1782	2017	2045	2076	2111	2150	2195	2244	2300	2363	2433	2510	2598	2696	2804	2927	3067	3221
PLEP45 C 49		5.5	3.5	1782	2017	2045	2076	2111	2150	2195	2244	2300	2363	2433	2510	2598	2696	2804	2927	3067	3221
PLEP45 D 24		5.5	2.5	1563	1731	1751	1773	1798	1826	1858	1893	1933	1978	2028	2083	2146	2216	2293	2381	2481	2591
PLEP45 E 26		1	2.5	1594	1762	1782	1804	1829	1857	1889	1924	1964	2009	2059	2114	2177	2247	2324	2412	2512	2622
PLEP45 F 17		5.5	2.5	1499	1667	1687	1709	1734	1762	1794	1829	1869	1914	1964	2019	2082	2152	2229	2317	2417	2527
PLEP45 G 35		3.25	2.5	1750	1918	1938	1960	1985	2013	2045	2080	2120	2165	2215	2270	2333	2403	2480	2568	2668	2778
PLEP45 H 35		5.5	2.5	1750	1918	1938	1960	1985	2013	2045	2080	2120	2165	2215	2270	2333	2403	2480	2568	2668	2778
PLEP45 J 35		1	2.5	1750	1918	1938	1960	1985	2013	2045	2080	2120	2165	2215	2270	2333	2403	2480	2568	2668	2778
PLEP45 K 18		1	2.5	1470	1638	1658	1680	1705	1733	1765	1800	1840	1885	1935	1990	2053	2123	2200	2288	2388	2498
PLEP45 M 29.25 L		18	4	2125	2393	2425	2461	2501	2545	2597	2653	2717	2789	2869	2957	3057	3169	3293	3433	3593	3769
PLEP45 M 29.25 R		18	4	2125	2393	2425	2461	2501	2545	2597	2653	2717	2789	2869	2957	3057	3169	3293	3433	3593	3769
PLEP45 N 29.25 L		18	4	2125	2393	2425	2461	2501	2545	2597	2653	2717	2789	2869	2957	3057	3169	3293	3433	3593	3769
PLEP45 N 29.25 R		18	4	2125	2393	2425	2461	2501	2545	2597	2653	2717	2789	2869	2957	3057	3169	3293	3433	3593	3769
PLEP45 O 29.25 L		25	4.5	2187	2489	2525	2565	2610	2660	2718	2781	2853	2934	3024	3123	3236	3362	3501	3659	3839	4037
PLEP45 O 29.25 R		25	4.5	2187	2489	2525	2565	2610	2660	2718	2781	2853	2934	3024	3123	3236	3362	3501	3659	3839	4037
PLEP45 P 27 L		25	4.5	2031	2333	2369	2409	2454	2504	2562	2625	2697	2778	2868	2967	3080	3206	3345	3503	3683	3881
PLEP45 P 27 R		25	4.5	2031	2333	2369	2409	2454	2504	2562	2625	2697	2778	2868	2967	3080	3206	3345	3503	3683	3881
PLEP45 Q 32.5		18	5.5	2284	2653	2697	2746	2801	2862	2933	3010	3098	3197	3307	3428	3566	3720	3890	4083	4303	4545
PLEP45 S 29.25 L		18	4	2429	2697	2729	2765	2805	2849	2901	2957	3021	3093	3173	3261	3361	3473	3597	3737	3897	4073
PLEP45 S 29.25 R		18	4	2429	2697	2729	2765	2805	2849	2901	2957	3021	3093	3173	3261	3361	3473	3597	3737	3897	4073
PLEP45 T 29.25 L		25	4	2369	2637	2669	2705	2745	2789	2841	2897	2961	3033	3113	3201	3301	3413	3537	3677	3837	4013
PLEP45 T 29.25 R		25	4	2369	2637	2669	2705	2745	2789	2841	2897	2961	3033	3113	3201	3301	3413	3537	3677	3837	4013
PLEP45 U 32.5		18	5.5	2584	2953	2997	3046	3101	3162	3233	3310	3398	3497	3607	3728	3866	4020	4190	4383	4603	4845

Denotes that patterns require railroading.

55.5h	w	d	yds	COM	F1	F2	F3	F4	F5	F6	F7	F8	F9	F10	F11	F12	F13	F14	F15	F16	F17
PLEP55 A 24		1	3.5	1786	2021	2049	2080	2115	2154	2199	2248	2304	2367	2437	2514	2602	2700	2808	2931	3071	3225
PLEP55 A 26		1	3.5	1818	2053	2081	2112	2147	2186	2231	2280	2336	2399	2469	2546	2634	2732	2840	2963	3103	3257
PLEP55 A 28.25		1	3.5	1875	2110	2138	2169	2204	2243	2288	2337	2393	2456	2526	2603	2691	2789	2897	3020	3160	3314
PLEP55 A 28.75		1	3.5	1875	2110	2138	2169	2204	2243	2288	2337	2393	2456	2526	2603	2691	2789	2897	3020	3160	3314
PLEP55 A 30.5		1	3.5	1905	2140	2168	2199	2234	2273	2318	2367	2423	2486	2556	2633	2721	2819	2927	3050	3190	3344
PLEP55 A 31.5		1	3.5	1935	2170	2198	2229	2264	2303	2348	2397	2453	2516	2586	2663	2751	2849	2957	3080	3220	3374
PLEP55 A 49		1	3.5	1995	2230	2258	2289	2324	2363	2408	2457	2513	2576	2646	2723	2811	2909	3017	3140	3280	3434
PLEP55 A 52		1	3.5	2023	2258	2286	2317	2352	2391	2436	2485	2541	2604	2674	2751	2839	2937	3045	3168	3308	3462
PLEP55 A 53		1	3.5	2023	2258	2286	2317	2352	2391	2436	2485	2541	2604	2674	2751	2839	2937	3045	3168	3308	3462
PLEP55 A 57.5	#	1	3.5	2054	2289	2317	2348	2383	2422	2467	2516	2572	2635	2705	2782	2870	2968	3076	3199	3339	3493
PLEP55 B 49		3.25	3.5	1995	2230	2258	2289	2324	2363	2408	2457	2513	2576	2646	2723	2811	2909	3017	3140	3280	3434
PLEP55 C 49		5.5	3.5	1995	2230	2258	2289	2324	2363	2408	2457	2513	2576	2646	2723	2811	2909	3017	3140	3280	3434
PLEP55 D 24		5.5	3.5	1786	2021	2049	2080	2115	2154	2199	2248	2304	2367	2437	2514	2602	2700	2808	2931	3071	3225
PLEP55 E 26		1	3.5	1818	2053	2081	2112	2147	2186	2231	2280	2336	2399	2469	2546	2634	2732	2840	2963	3103	3257
PLEP55 F 17		5.5	3.5	1726	1961	1989	2020	2055	2094	2139	2188	2244	2307	2377	2454	2542	2640	2748	2871	3011	3165
PLEP55 G 35		3.25	3.5	1964	2199	2227	2258	2293	2332	2377	2426	2482	2545	2615	2692	2780	2878	2986	3109	3249	3403
PLEP55 H 35		5.5	3.5	1964	2199	2227	2258	2293	2332	2377	2426	2482	2545	2615	2692	2780	2878	2986	3109	3249	3403
PLEP55 J 35		1	3.5	1964	2199	2227	2258	2293	2332	2377	2426	2482	2545	2615	2692	2780	2878	2986	3109	3249	3403
PLEP55 K 18		1	3.5	1698	1933	1961	1992	2027	2066	2111	2160	2216	2279	2349	2426	2514	2612	2720	2843	2983	3137
PLEP55 M 29.25 L		18	5	2323	2658	2698	2743	2793	2848	2913	2983	3063	3153	3253	3363	3488	3628	3783	3958	4158	4378
PLEP55 M 29.25 R		18	5	2323	2658	2698	2743	2793	2848	2913	2983	3063	3153	3253	3363	3488	3628	3783	3958	4158	4378
PLEP55 N 29.25 L		18	5	2323	2658	2698	2743	2793	2848	2913	2983	3063	3153	3253	3363	3488	3628	3783	3958	4158	4378
PLEP55 N 29.25 R		18	5	2323	2658	2698	2743	2793	2848	2913	2983	3063	3153	3253	3363	3488	3628	3783	3958	4158	4378
PLEP55 O 29.25 L		25	5.5	2381	2750	2794	2843	2898	2959	3030	3107	3195	3294	3404	3525	3663	3817	3987	4180	4400	4642
PLEP55 O 29.25 R		25	5.5	2381	2750	2794	2843	2898	2959	3030	3107	3195	3294	3404	3525	3663	3817	3987	4180</		

	Product No.	Dimensions	Fabric \$					Leather \$				
	MLVN10	20.6w	COM	1852	F6	1970	F12	2085	COL	2130	L6	2670
		20.6d	F1	1919	F7	1984	F13	2113	L1	2364	L7	2760
		39.9h	F2	1927	F8	2000	F14	2144	L2	2400	L8	2868
		30.5sh	F3	1936	F9	2018	F15	2179	L3	2454	L9	3012
		15.3 sd	F4	1946	F10	2038	F16	2219	L4	2508	L10	3174
		1 yd, 18 sf	F5	1957	F11	2060	F17	2263	L5	2580	L11	3354
	Append suffix	For Base Finish	add \$									
	...MRW	Resin White	+0									
	...MRB	Resin Black	+0									
	...MPA	MPA Polished Aluminum	+250									
												
					Specify Wood Finish							
	MLVN11	20.6w	COM	1568	F6	1657	F12	1743	COL	1803	L6	2223
		20.6d	F1	1618	F7	1667	F13	1764	L1	1985	L7	2293
		30.5h	F2	1624	F8	1679	F14	1787	L2	2013	L8	2377
		30.5sh	F3	1631	F9	1693	F15	1813	L3	2055	L9	2489
		17.3 sd	F4	1639	F10	1708	F16	1843	L4	2097	L10	2615
		0.75 yds, 14 sf	F5	1647	F11	1724	F17	1876	L5	2153	L11	2755
	Append suffix	For Base Finish	add \$									
	...MRW	Resin White	+0									
	...MRB	Resin Black	+0									
	...MPA	MPA Polished Aluminum	+250									
												
					Specify Wood Finish							
	MLVN20	19.9w	COM	1812	F6	1930	F12	2045	COL	2084	L6	2624
		19.9d	F1	1879	F7	1944	F13	2073	L1	2318	L7	2714
		33.9h	F2	1887	F8	1960	F14	2104	L2	2354	L8	2822
		24.5sh	F3	1896	F9	1978	F15	2139	L3	2408	L9	2966
		15.3 sd	F4	1906	F10	1998	F16	2179	L4	2462	L10	3128
		1 yd, 18 sf	F5	1917	F11	2020	F17	2223	L5	2534	L11	3308
	Append suffix	For Base Finish	add \$									
	...MRW	Resin White	+0									
	...MRB	Resin Black	+0									
	...MPA	MPA Polished Aluminum	+250									
												
					Specify Wood Finish							
	MLVN21	19.9w	COM	1527	F6	1616	F12	1702	COL	1756	L6	2176
		19.9d	F1	1577	F7	1626	F13	1723	L1	1938	L7	2246
		24.5h	F2	1583	F8	1638	F14	1746	L2	1966	L8	2330
		24.5sh	F3	1590	F9	1652	F15	1772	L3	2008	L9	2442
		17.3 sd	F4	1598	F10	1667	F16	1802	L4	2050	L10	2568
		0.75 yds, 14 sf	F5	1606	F11	1683	F17	1835	L5	2106	L11	2708
	Append suffix	For Base Finish	add \$									
	...MRW	Resin White	+0									
	...MRB	Resin Black	+0									
	...MPA	MPA Polished Aluminum	+250									
												
					Specify Wood Finish							

! Notes:



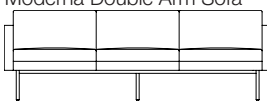

All Melvin stools swivel, but are not self-returning.
Specify Wood finish from any of Tuohy Wood1, Wood2, or Wood3 finishes; No Price change.

Shipping address for COM/COL materials and memo samples:
TUOHY/Realform Technologies, 5-1870 Albion Road, Toronto ON, M9W 5T2 Canada



IMPORTANT! Additional yardage may be required for fabrics less than 54 inches wide and/or having more than a nominal vertical repeat or pattern.
Use the Additional Yardage (+YDG) requirements listed in the TUOHY Upholstery Partnership Guides for each upholstery offering to re-calculate the yardage or square footage needed for a given pattern. See also Table 2 on page D2.

Category	Pattern	Grade
Faux-Leather	Silix	F3
Leather	Lena	L1

	Product No.	Dimensions	Fabric \$							Leather \$			
	MP1	34w	COM	2918	F6	3744	F12	4549	COL	3356	L6	7136	
	Plain Back	28d	F1	3387	F7	3842	F13	4745	L1	4994	L7	7766	
		30h	F2	3443	F8	3954	F14	4962	L2	5246	L8	8522	
		17.5sh	F3	3506	F9	4080	F15	5207	L3	5624	L9	9530	
		25ah	F4	3576	F10	4220	F16	5487	L4	6002	L10	10664	
		7 yds, 126 sf	F5	3653	F11	4374	F17	5795	L5	6506	L11	11924	
	MP2	62w	COM	4013	F6	5488	F12	6926	COL	4615	L6	11365	
	Plain Back	28d	F1	4851	F7	5663	F13	7276	L1	7540	L7	12490	
		30h	F2	4951	F8	5863	F14	7663	L2	7990	L8	13840	
		17.5sh	F3	5063	F9	6088	F15	8101	L3	8665	L9	15640	
		25ah	F4	5188	F10	6338	F16	8601	L4	9340	L10	17665	
		12.5 yds, 225 sf	F5	5326	F11	6613	F17	9151	L5	10240	L11	19915	
	MP3	90w	COM	5419	F6	7543	F12	9613	COL	6232	L6	15952	
	Plain Back	28d	F1	6625	F7	7795	F13	10117	L1	10444	L7	17572	
		30h	F2	6769	F8	8083	F14	10675	L2	11092	L8	19516	
		17.5sh	F3	6931	F9	8407	F15	11305	L3	12064	L9	22108	
		25ah	F4	7111	F10	8767	F16	12025	L4	13036	L10	25024	
		18 yds, 324 sf	F5	7309	F11	9163	F17	12817	L5	14332	L11	28264	
	MP4	118w	COM	6701	F6	9474	F12	12177	COL	7706	L6	20396	
	Plain Back	28d	F1	8276	F7	9803	F13	12835	L1	13205	L7	22511	
		30h	F2	8464	F8	10179	F14	13563	L2	14051	L8	25049	
		17.5sh	F3	8675	F9	10602	F15	14386	L3	15320	L9	28433	
		25ah	F4	8910	F10	11072	F16	15326	L4	16589	L10	32240	
		23.5 yds, 423 sf	F5	9169	F11	11589	F17	16360	L5	18281	L11	36470	

! Notes:

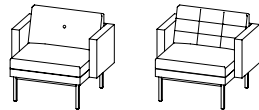
Standard metal finish is MBN Brushed Nickel.

Use freestanding only; modular connections are not available on Double Arm units.

+ Options:

For Button Back, change ProdNo. 2nd letter from P to B, add \$110/Club, \$220/Settee, \$330/Sofa, \$440/Quad.

For Quilted Back, change ProdNo. 2nd letter from P to Q, add \$110/Club, \$220/Settee, \$330/Sofa, \$440/Quad.




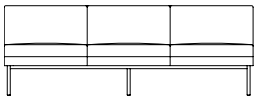
Shipping address for COM/COL materials and memo samples:
TUOHY Furniture Corporation, Upholstery Receiving Dept, 1323 W 132nd St, Gardena, CA 90247

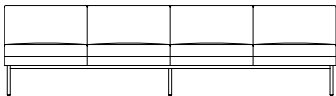
Please provide tagging information as needed for your project.



	Product No.	Dimensions	Fabric \$								Leather \$		
 <p>Moderna Armless Club</p>	MP1H	28w	COM	2511	F6	3160	F12	3793	COL	2888	L6	5858	
	Plain Back	28d	F1	2880	F7	3237	F13	3947	L1	4175	L7	6353	
		30h	F2	2924	F8	3325	F14	4117	L2	4373	L8	6947	
		17.5sh	F3	2973	F9	3424	F15	4310	L3	4670	L9	7739	
		25ah	F4	3028	F10	3534	F16	4530	L4	4967	L10	8630	
		5.5 yds, 99 sf	F5	3089	F11	3655	F17	4772	L5	5363	L11	9620	

 <p>Moderna Armless Settee</p>	MP2H	56w	COM	3636	F6	4875	F12	6083	COL	4181	L6	9851
	Plain Back	28d	F1	4340	F7	5022	F13	6377	L1	6638	L7	10796
		30h	F2	4424	F8	5190	F14	6702	L2	7016	L8	11930
		17.5sh	F3	4518	F9	5379	F15	7070	L3	7583	L9	13442
		25ah	F4	4623	F10	5589	F16	7490	L4	8150	L10	15143
		10.5 yds, 189 sf	F5	4739	F11	5820	F17	7952	L5	8906	L11	17033

 <p>Moderna Armless Sofa</p>	MP3H	84w	COM	5264	F6	6857	F12	8410	COL	6054	L6	13344
	Plain Back	28d	F1	6169	F7	7046	F13	8788	L1	9213	L7	14559
		30h	F2	6277	F8	7262	F14	9206	L2	9699	L8	16017
		17.5sh	F3	6398	F9	7505	F15	9679	L3	10428	L9	17961
		25ah	F4	6533	F10	7775	F16	10219	L4	11157	L10	20148
		13.5 yds, 243 sf	F5	6682	F11	8072	F17	10813	L5	12129	L11	22578

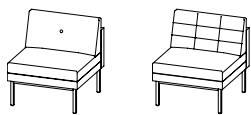
 <p>Moderna Armless Quad</p>	MP4H	112w	COM	6324	F6	8743	F12	11101	COL	7273	L6	18343
	Plain Back	28d	F1	7698	F7	9030	F13	11675	L1	12070	L7	20188
		30h	F2	7862	F8	9358	F14	12310	L2	12808	L8	22402
		17.5sh	F3	8046	F9	9727	F15	13028	L3	13915	L9	25354
		25ah	F4	8251	F10	10137	F16	13848	L4	15022	L10	28675
		20.5 yds, 369 sf	F5	8477	F11	10588	F17	14750	L5	16498	L11	32365

! Notes:

Standard metal finish is MBN Brushed Nickel.
Use freestanding or in modular connection on either or both sides.

+ Options:

For Button Back, change ProdNo. 2nd letter from P to B, add \$110/Club, \$220/Settee, \$330/Sofa, \$440/Quad.
For Quilted Back, change ProdNo. 2nd letter from P to Q, add \$110/Club, \$220/Settee, \$330/Sofa, \$440/Quad.



Moderna in Modular Configuration



MT2W1
End Table

MP2H
Armless Settee
Plain Back

MT1W1
In-Line Table

MP1H
Armless Club
Plain Back

MT3W1
Corner Table

MP1R
Arm Right Club
Plain Back

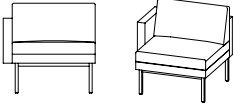
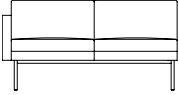
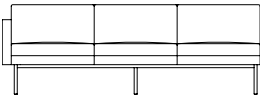
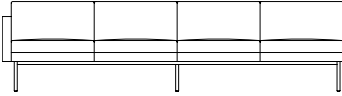
Shipping address for COM/COL materials and memo samples:
TUOHY Furniture Corporation, Upholstery Receiving Dept, 1323 W 132nd St, Gardena, CA 90247

Please provide tagging information as needed for your project.



IMPORTANT! Additional yardage may be required for fabrics less than 54 inches wide and/or having more than a nominal vertical repeat or pattern.
Use the Additional Yardage (+YDG) requirements listed in the TUOHY Upholstery Partnership Guides for each upholstery offering to re-calculate the yardage or square footage needed for a given pattern. See also Table 2 on page D2.

Category	Pattern	Grade
Faux-Leather	Sillex	F3
Leather	Lena	L1

	Product No.	Dimensions	Fabric \$							Leather \$			
Moderna Arm Left Club 	MP1L	31w	COM	2732	F6	3499	F12	4247	COL	3142	L6	6652	
	Plain Back	28d	F1	3168	F7	3590	F13	4429	L1	4663	L7	7237	
		30h	F2	3220	F8	3694	F14	4630	L2	4897	L8	7939	
		17.5sh	F3	3278	F9	3811	F15	4858	L3	5248	L9	8875	
		25ah	F4	3343	F10	3941	F16	5118	L4	5599	L10	9928	
		6.5 yds, 117 sf	F5	3415	F11	4084	F17	5404	L5	6067	L11	11098	
Moderna Arm Left Settee 	MP2L	59w	COM	3823	F6	5239	F12	6619	COL	4396	L6	10876	
	Plain Back	28d	F1	4627	F7	5407	F13	6955	L1	7204	L7	11956	
		30h	F2	4723	F8	5599	F14	7327	L2	7636	L8	13252	
		17.5sh	F3	4831	F9	5815	F15	7747	L3	8284	L9	14980	
		25ah	F4	4951	F10	6055	F16	8227	L4	8932	L10	16924	
		12 yds, 216 sf	F5	5083	F11	6319	F17	8755	L5	9796	L11	19084	
Moderna Arm Left Sofa 	MP3L	87w	COM	5452	F6	7517	F12	9530	COL	6270	L6	15720	
	Plain Back	28d	F1	6625	F7	7762	F13	10020	L1	10365	L7	17295	
		30h	F2	6765	F8	8042	F14	10562	L2	10995	L8	19185	
		17.5sh	F3	6922	F9	8357	F15	11175	L3	11940	L9	21705	
		25ah	F4	7097	F10	8707	F16	11875	L4	12885	L10	24540	
		17.5 yds, 315 sf	F5	7290	F11	9092	F17	12645	L5	14145	L11	27690	
Moderna Arm Left Quad 	MP4L	115w	COM	6513	F6	9227	F12	11872	COL	7490	L6	19910	
	Plain Back	28d	F1	8054	F7	9549	F13	12516	L1	12872	L7	21980	
		30h	F2	8238	F8	9917	F14	13229	L2	13700	L8	24464	
		17.5sh	F3	8445	F9	10331	F15	14034	L3	14942	L9	27776	
		25ah	F4	8675	F10	10791	F16	14954	L4	16184	L10	31502	
		23 yds, 414 sf	F5	8928	F11	11297	F17	15966	L5	17840	L11	35642	

! Notes:

Standard metal finish is MBN Brushed Nickel.

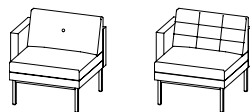
Use freestanding or in modular connection on the right (armless) side only.

Handedness is determined on approach.

+ Options:

For Button Back, change ProdNo. 2nd letter from P to B, add \$110/Club, \$220/Settee, \$330/Sofa, \$440/Quad.

For Quilted Back, change ProdNo. 2nd letter from P to Q, add \$110/Club, \$220/Settee, \$330/Sofa, \$440/Quad.




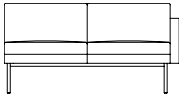
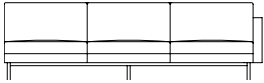
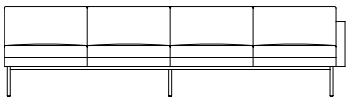
Shipping address for COM/COL materials and memo samples:
TUOHY Furniture Corporation, Upholstery Receiving Dept, 1323 W 132nd St, Gardena, CA 90247

Please provide tagging information as needed for your project.



IMPORTANT! Additional yardage may be required for fabrics less than 54 inches wide and/or having more than a nominal vertical repeat or pattern. Use the Additional Yardage (+YDG) requirements listed in the TUOHY Upholstery Partnership Guides for each upholstery offering to re-calculate the yardage or square footage needed for a given pattern. See also Table 2 on page D2.

Category	Pattern	Grade
Faux-Leather	Silex	F3
Leather	Lena	L1


	Product No.	Dimensions	Fabric \$							Leather \$			
Moderna Arm Right Club 	MP1R	31w	COM	2732	F6	3499	F12	4247	COL	3142	L6	6652	
	Plain Back	28d	F1	3168	F7	3590	F13	4429	L1	4663	L7	7237	
		30h	F2	3220	F8	3694	F14	4630	L2	4897	L8	7939	
		17.5sh	F3	3278	F9	3811	F15	4858	L3	5248	L9	8875	
		25ah	F4	3343	F10	3941	F16	5118	L4	5599	L10	9928	
		6.5 yds, 117 sf	F5	3415	F11	4084	F17	5404	L5	6067	L11	11098	
Moderna Arm Right Settee 	MP2R	59w	COM	3823	F6	5239	F12	6619	COL	4396	L6	10876	
	Plain Back	28d	F1	4627	F7	5407	F13	6955	L1	7204	L7	11956	
		30h	F2	4723	F8	5599	F14	7327	L2	7636	L8	13252	
		17.5sh	F3	4831	F9	5815	F15	7747	L3	8284	L9	14980	
		25ah	F4	4951	F10	6055	F16	8227	L4	8932	L10	16924	
		12 yds, 216 sf	F5	5083	F11	6319	F17	8755	L5	9796	L11	19084	
Moderna Arm Right Sofa 	MP3R	87w	COM	5452	F6	7517	F12	9530	COL	6270	L6	15720	
	Plain Back	28d	F1	6625	F7	7762	F13	10020	L1	10365	L7	17295	
		30h	F2	6765	F8	8042	F14	10562	L2	10995	L8	19185	
		17.5sh	F3	6922	F9	8357	F15	11175	L3	11940	L9	21705	
		25ah	F4	7097	F10	8707	F16	11875	L4	12885	L10	24540	
		17.5 yds, 315 sf	F5	7290	F11	9092	F17	12645	L5	14145	L11	27690	
Moderna Arm Right Quad 	MP4R	115w	COM	6513	F6	9227	F12	11872	COL	7490	L6	19910	
	Plain Back	28d	F1	8054	F7	9549	F13	12516	L1	12872	L7	21980	
		30h	F2	8238	F8	9917	F14	13229	L2	13700	L8	24464	
		17.5sh	F3	8445	F9	10331	F15	14034	L3	14942	L9	27776	
		25ah	F4	8675	F10	10791	F16	14954	L4	16184	L10	31502	
		23 yds, 414 sf	F5	8928	F11	11297	F17	15966	L5	17840	L11	35642	

! Notes:

- Standard metal finish is MBN Brushed Nickel.
- Use freestanding or in modular connection on the left (armless) side only.
- Handedness is determined on approach.

+ Options:

- For Button Back, change ProdNo. 2nd letter from P to B, add \$110/Club, \$220/Settee, \$330/Sofa, \$440/Quad.
- For Quilted Back, change ProdNo. 2nd letter from P to Q, add \$110/Club, \$220/Settee, \$330/Sofa, \$440/Quad.




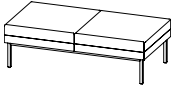
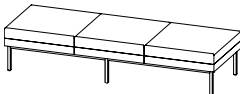
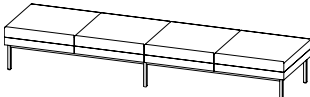
Shipping address for COM/COL materials and memo samples:
 TUOHY Furniture Corporation, Upholstery Receiving Dept, 1323 W 132nd St, Gardena, CA 90247

Please provide tagging information as needed for your project.



IMPORTANT! Additional yardage may be required for fabrics less than 54 inches wide and/or having more than a nominal vertical repeat or pattern. Use the Additional Yardage (+YDG) requirements listed in the TUOHY Upholstery Partnership Guides for each upholstery offering to re-calculate the yardage or square footage needed for a given pattern. See also Table 2 on page D2.

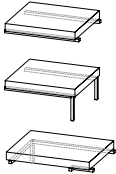
Category	Pattern	Grade
Faux-Leather	Sillex	F3
Leather	Lena	L1

	Product No.	Dimensions	Fabric \$	Leather \$								
 <p>Moderna Bench, Single</p>	MW1	28w	COM 2130	F6 2425	F12 2713	COL 2450	L6 3800					
		20d	F1 2298	F7 2460	F13 2783	L1 3035	L7 4025					
		17.5h	F2 2318	F8 2500	F14 2860	L2 3125	L8 4295					
		2.5 yds, 45 sf	F3 2340	F9 2545	F15 2948	L3 3260	L9 4655					
			F4 2365	F10 2595	F16 3048	L4 3395	L10 5060					
			F5 2393	F11 2650	F17 3158	L5 3575	L11 5510					
 <p>Moderna Bench, Double</p>	MW2	56w	COM 3142	F6 3732	F12 4307	COL 3613	L6 6313					
		20d	F1 3477	F7 3802	F13 4447	L1 4783	L7 6763					
		17.5h	F2 3517	F8 3882	F14 4602	L2 4963	L8 7303					
		5 yds, 90 sf	F3 3562	F9 3972	F15 4777	L3 5233	L9 8023					
			F4 3612	F10 4072	F16 4977	L4 5503	L10 8833					
			F5 3667	F11 4182	F17 5197	L5 5863	L11 9733					
 <p>Moderna Bench, Triple</p>	MW3	84w	COM 4031	F6 4916	F12 5779	COL 4636	L6 8686					
		20d	F1 4534	F7 5021	F13 5989	L1 6391	L7 9361					
		17.5h	F2 4594	F8 5141	F14 6221	L2 6661	L8 10171					
		7.5 yds, 135 sf	F3 4661	F9 5276	F15 6484	L3 7066	L9 11251					
			F4 4736	F10 5426	F16 6784	L4 7471	L10 12466					
			F5 4819	F11 5591	F17 7114	L5 8011	L11 13816					
 <p>Moderna Bench, Quad</p>	MW4	112w	COM 4759	F6 5939	F12 7089	COL 5473	L6 10873					
		20d	F1 5429	F7 6079	F13 7369	L1 7813	L7 11773					
		17.5h	F2 5509	F8 6239	F14 7679	L2 8173	L8 12853					
		10 yds, 180 sf	F3 5599	F9 6419	F15 8029	L3 8713	L9 14293					
			F4 5699	F10 6619	F16 8429	L4 9253	L10 15913					
			F5 5809	F11 6839	F17 8869	L5 9973	L11 17713					

! Notes:

Standard metal finish is MBN Brushed Nickel.

Use freestanding only; modular connections are not available on Bench units.

		Wood1	Wood2	AcrylicSS	Quartz	Marble	
 <p>Moderna Modular Tables</p>	Modular	...W1	...W2	...C	...Q	...M	
	In-Line Table 28w 28d 13h	MT1...	1926	2061	2707	4034	2771
	End Table 28w 28d 13h	MT2...	1993	2133	2780	4109	2844
	Corner Table 36w 28d 13h	MT3...	2191	2344	2968	4295	3169

! Notes:

Specify the product number by appending the desired Top Material Code to the Prod.No. Prefix.

Example: Modular Tables with Wood1 top is MT1W1; price is \$1926.

Standard metal finish is MBN Brushed Nickel.

Acrylic Solid Surface is Avonnite® Polaris.

Quartz is all standard colors from Cambria®; Luxury Series Designs require quotation.

Marble is Carrara.

Other top materials are available on a COM/project basis.

Modular tables connect to seating where there are no arms.

> See Also: Moderna Occasional Tables

Shipping address for COM/COL materials and memo samples:
TUOHY Furniture Corporation, Upholstery Receiving Dept, 1323 W 132nd St, Gardena, CA 90247

Please provide tagging information as needed for your project.



Nora Bar Height



Product No.	Dimensions	List \$									
NORA10U...	Wood, Clear (No Seat Pad)	1395									
NORA10P...	Wood, Clear (with Seat Pad) 22w 18.9d 40h 29.5 sh 15.5 sw 15.5 sd 0.5 yds, 2.5 sf	Fabric \$					Leather \$				
		COM	1510	F6	1569	F12	1627	COL	1737	L6	1812
		F1	1544	F7	1576	F13	1641	L1	1770	L7	1825
		F2	1548	F8	1584	F14	1656	L2	1775	L8	1840
		F3	1552	F9	1593	F15	1674	L3	1782	L9	1860
		F4	1557	F10	1603	F16	1694	L4	1790	L10	1882
F5	1563	F11	1614	F17	1716	L5	1800	L11	1907		
NORA11U...	Wood, Stain (No Seat Pad)	1704									
NORA11P...	Wood, Stain (with Seat Pad) 22w 18.9d 40h 29.5 sh 15.5 sw 15.5 sd 0.5 yds, 2.5 sf	Fabric \$					Leather \$				
		COM	1827	F6	1886	F12	1944	COL	2101	L6	2176
		F1	1861	F7	1893	F13	1958	L1	2134	L7	2189
		F2	1865	F8	1901	F14	1973	L2	2139	L8	2204
		F3	1869	F9	1910	F15	1991	L3	2146	L9	2224
		F4	1874	F10	1920	F16	2011	L4	2154	L10	2246
F5	1880	F11	1931	F17	2033	L5	2164	L11	2271		
Append Suffix	For Wood Species	add \$									
...M	Plain Sliced Maple	+0									
...O	Plain Sliced Oak	+0									
...W	Plain Sliced Walnut	+0									

! Notes:

Specify Wood finish from natural veneer finish options in the species offered.
 Base finish is Resin Black. Other colors available upon request.
 Chairs allow stacking; up to 4 in a stack is recommended.

Shipping address for COM/COL materials and memo samples:
 TUOHY/Realform Technologies, 5-1870 Albion Road, Toronto ON, M9W 5T2 Canada



IMPORTANT! Additional yardage may be required for fabrics less than 54 inches wide and/or if you are using a pattern that has a non-repeating pattern.
 Use the Additional Yardage (+YDG) requirements listed in the TUOHY Upholstery Partnership Guides for each upholstery offering to re-calculate the yardage or square footage needed for a given pattern. See also Table 2 on page D2.

Category	Pattern	Grade
Faux-Leather	Silex	F3
Leather	Lena	L1

Nora Counter Height



Product No.	Dimensions	List \$									
NORA20U	Wood, Clear (No Seat Pad)	1371									
NORA20P	Wood, Clear (with Seat Pad)	Fabric \$					Leather \$				
	21.5w 18.9d	COM	1487	F6	1546	F12	1604	COL	1710	L6	1785
	35h	F1	1521	F7	1553	F13	1618	L1	1743	L7	1798
	24.5 sh	F2	1525	F8	1561	F14	1633	L2	1748	L8	1813
	15.5 sw	F3	1529	F9	1570	F15	1651	L3	1755	L9	1833
	15.5 sd	F4	1534	F10	1580	F16	1671	L4	1763	L10	1855
	0.5 yds, 2.5 sf	F5	1540	F11	1591	F17	1693	L5	1773	L11	1880
NORA21U	Wood, Stain (No Seat Pad)	1599									
NORA21P	Wood, Stain (with Seat Pad)	Fabric \$					Leather \$				
	21.5w 18.9d	COM	1716	F6	1775	F12	1833	COL	1973	L6	2048
	35h	F1	1750	F7	1782	F13	1847	L1	2006	L7	2061
	24.5 sh	F2	1754	F8	1790	F14	1862	L2	2011	L8	2076
	15.5 sw	F3	1758	F9	1799	F15	1880	L3	2018	L9	2096
	15.5 sd	F4	1763	F10	1809	F16	1900	L4	2026	L10	2118
	0.5 yds, 2.5 sf	F5	1769	F11	1820	F17	1922	L5	2036	L11	2143
Append Suffix	For Wood Species	add \$									
...M	Plain Sliced Maple	+0									
...O	Plain Sliced Oak	+0									
...W	Plain Sliced Walnut	+0									

! Notes:

Specify Wood finish from natural veneer finish options in the species offered.
 Base finish is Resin Black. Other colors available upon request.
 Chairs allow stacking; up to 4 in a stack is recommended.

Shipping address for COM/COL materials and memo samples:
 TUOHY/Realform Technologies, 5-1870 Albion Road, Toronto ON, M9W 5T2 Canada



IMPORTANT! Additional yardage may be required for fabrics less than 54 inches wide and/or if you are using a pattern that has a non-repeating pattern.
 Use the Additional Yardage (+YDG) requirements listed in the TUOHY Upholstery Partnership Guides for each upholstery offering to re-calculate the yardage or square footage needed for a given pattern. See also Table 2 on page D2.

Category	Pattern	Grade
Faux-Leather	Silex	F3
Leather	Lena	L1

Nora Chair Height



Product No.	Dimensions	List \$									
NORA30U	Wood, Clear (No Seat Pad)	1264									
NORA30P	Wood, Clear (with Seat Pad) 21w 18.9d 29h 18.5 sh 15.5 sw 15.5 sd 0.5 yds, 2.5 sf	Fabric \$					Leather \$				
		COM	1379	F6	1438	F12	1496	COL	1586	L6	1661
		F1	1413	F7	1445	F13	1510	L1	1619	L7	1674
		F2	1417	F8	1453	F14	1525	L2	1624	L8	1689
		F3	1421	F9	1462	F15	1543	L3	1631	L9	1709
		F4	1426	F10	1472	F16	1563	L4	1639	L10	1731
F5	1432	F11	1483	F17	1585	L5	1649	L11	1756		
NORA31U	Wood, Stain (No Seat Pad)	1490									
NORA31P	Wood, Stain (with Seat Pad) 21w 18.9d 29h 18.5 sh 15.5 sw 15.5 sd 0.5 yds, 2.5 sf	Fabric \$					Leather \$				
		COM	1607	F6	1666	F12	1724	COL	1848	L6	1923
		F1	1641	F7	1673	F13	1738	L1	1881	L7	1936
		F2	1645	F8	1681	F14	1753	L2	1886	L8	1951
		F3	1649	F9	1690	F15	1771	L3	1893	L9	1971
		F4	1654	F10	1700	F16	1791	L4	1901	L10	1993
F5	1660	F11	1711	F17	1813	L5	1911	L11	2018		
Append Suffix	For Wood Species	add \$									
...M	Plain Sliced Maple	+0									
...O	Plain Sliced Oak	+0									
...W	Plain Sliced Walnut	+0									

! Notes:

Specify Wood finish from natural veneer finish options in the species offered.
 Base finish is Resin Black. Other colors available upon request.
 Chairs allow stacking; up to 4 in a stack is recommended.

Shipping address for COM/COL materials and memo samples:
 TUOHY/Realform Technologies, 5-1870 Albion Road, Toronto ON, M9W 5T2 Canada



IMPORTANT! Additional yardage may be required for fabrics less than 54 inches wide and/or if using a large or small pattern. Use the Additional Yardage (+YDG) requirements listed in the TUOHY Upholstery Partnership Guides for each upholstery offering to re-calculate the yardage or square footage needed for a given pattern. See also Table 2 on page D2.

Category	Pattern	Grade
Faux-Leather	Silex	F3
Leather	Lena	L1

Seating: **Pleat**

May 1, 2023

Pleat 4-Leg Glides



Product No.	Dimensions	Fabric \$							Leather \$				
PLEAT4	32w	COM	2373	F6	2845	F12	3305	COL	2729	L6	4889		
	26.3d	F1	2641	F7	2901	F13	3417	L1	3665	L7	5249		
	32h	F2	2673	F8	2965	F14	3541	L2	3809	L8	5681		
	18sh	F3	2709	F9	3037	F15	3681	L3	4025	L9	6257		
	24.5ah	F4	2749	F10	3117	F16	3841	L4	4241	L10	6905		
	4 yds, 72 sf	F5	2793	F11	3205	F17	4017	L5	4529	L11	7625		

! Notes:

Standard base finish is MPA Polished Aluminum.

For Painted base, add P to the product number; specify color—Black or White. No price change.

For piping append A to end of product number; add \$150.

Pleat 5-Leg Casters



PLEAT5	32w	COM	2412	F6	2884	F12	3344	COL	2774	L6	4934
	26.3d	F1	2680	F7	2940	F13	3456	L1	3710	L7	5294
	32h	F2	2712	F8	3004	F14	3580	L2	3854	L8	5726
	18-23.5sh	F3	2748	F9	3076	F15	3720	L3	4070	L9	6302
	25ah	F4	2788	F10	3156	F16	3880	L4	4286	L10	6950
	4 yds, 72 sf	F5	2832	F11	3244	F17	4056	L5	4574	L11	7670

! Notes:

Standard base finish is MPA Polished Aluminum.

For Painted base, add P to the product number; specify color—Black or White. No price change.

For piping append A to end of product number; add \$150.

Pleat Disk Base



PLEATDB	32w	COM	2509	F6	2981	F12	3441	COL	2885	L6	5045
	26.3d	F1	2777	F7	3037	F13	3553	L1	3821	L7	5405
	31.5h	F2	2809	F8	3101	F14	3677	L2	3965	L8	5837
	19sh	F3	2845	F9	3173	F15	3817	L3	4181	L9	6413
	25ah	F4	2885	F10	3253	F16	3977	L4	4397	L10	7061
	4 yds, 72 sf	F5	2929	F11	3341	F17	4153	L5	4685	L11	7781

! Notes:

Standard base finish is MPA Polished Aluminum.

For Painted base, add P to the product number; specify color—Black or White. No price change.

For piping append A to end of product number; add \$150.

Pleat Wire Base



PLEATWB...	32w	COM	2358	F6	2830	F12	3290	COL	2712	L6	4872
	26.3d	F1	2626	F7	2886	F13	3402	L1	3648	L7	5232
	31.5h	F2	2658	F8	2950	F14	3526	L2	3792	L8	5664
	18sh	F3	2694	F9	3022	F15	3666	L3	4008	L9	6240
	25ah	F4	2734	F10	3102	F16	3826	L4	4224	L10	6888
	4 yds, 72 sf	F5	2778	F11	3190	F17	4002	L5	4512	L11	7608

? Append base finish code to Product Prefix above.

...P for Painted base; specify color—Black or White.

...C For Chrome base; Add \$650 List.

Pleat Wood-Leg



PLEATBW...	32w	COM	2954	F6	3426	F12	3886	COL	3397	L6	5557
	26.3d	F1	3222	F7	3482	F13	3998	L1	4333	L7	5917
	31.5h	F2	3254	F8	3546	F14	4122	L2	4477	L8	6349
	18sh	F3	3290	F9	3618	F15	4262	L3	4693	L9	6925
	25ah	F4	3330	F10	3698	F16	4422	L4	4909	L10	7573
	4 yds, 72 sf	F5	3374	F11	3786	F17	4598	L5	5197	L11	8293

? Append base finish code to Product Prefix above and specify color choice

...M for Maple veneer base, Colors: AN89 Light Anigre, PT17 Satin White, or PT07 Matte Ebony

...W for Walnut veneer base, Colors: MH97 Dark Mahogany, CH53 Dark Chery, or WL33 Catalan Walnut

! Notes—for all items this page:

Pre-approved Maharam patterns: Keen, Levity, Mantle, Merit and Mode.

Pre-approved leather: TUOHY Lena

Pre-approved faux-leather: TUOHY Silex

All other upholsteries must be submitted for testing and approval; see footnote below.

Combination fabric and leather requirements:

Inside back: 1.25 yds, 25.0 sf

Outside back: 1.2 yds, 22.5 sf

Seat: 0.7 yd, 13.5 sf

Piping: 0.75 yd (bias), 7 sf (non-bias), for both self and contrasting styles.

+ Options:

4 Leg, 5 Leg, Disk base finish is MPA Polished Aluminum; for paint finish, add P to ProdNo and specify Black or White.

Specify Wire Base paint color: White or Black. Custom colors available with a mixing charge of \$590.

5 Leg and disk base swivel but are not self returning

For piping append A to end of product number; add \$150.

Shipping address for COM/COL materials and memo samples:

TUOHY/Realform Technologies, 5-1870 Albion Road, Toronto ON, M9W 5T2 Canada

IMPORTANT! Additional yardage may be required for fabrics less than 54 inches wide and/or having more than a nominal vertical repeat or pattern.

Use the Additional Yardage (+YDG) requirements listed in the TUOHY Upholstery Partnership Guides for each upholstery offering to re-calculate the yardage or square footage needed for a given pattern. See also Table 2 on page D2.



Category	Pattern	Grade
Faux-Leather	Silex	F3
Leather	Lena	L1

TUOHY

Ren Lounge



Product No.	Dimensions	Fabric \$	Leather \$								
RENL1	39.3w	COM	4317	F6	4907	F12	5482	COL	4965	L6	8565
	31.5d	F1	4652	F7	4977	F13	5622	L1	6525	L7	9165
	29.3h	F2	4692	F8	5057	F14	5777	L2	6765	L8	9885
	17sh	F3	4737	F9	5147	F15	5952	L3	7125	L9	10845
	28ah	F4	4787	F10	5247	F16	6152	L4	7485	L10	11925
	5 yds, 120 sf	F5	4842	F11	5357	F17	6372	L5	7965	L11	13125
...P	(contrast cord)	COM	60	F6	296	F12	526	COL	69	L6	1149
		F1	194	F7	324	F13	582	L1	537	L7	1329
		F2	210	F8	356	F14	644	L2	609	L8	1545
		F3	228	F9	392	F15	714	L3	717	L9	1833
		F4	248	F10	432	F16	794	L4	825	L10	2157
	2 yds, 36 sf	F5	270	F11	476	F17	882	L5	969	L11	2517

+ For contrasting welt cords, append the product suffix to the lounge product number; add the grade \$ amount.
! Standard toeboard finish is PT07 Matte Ebony.

Ren Settee



RENL2	72.5w	COM	6110	F6	6936	F12	7741	COL	7027	L6	11707
	31.5d	F1	6579	F7	7034	F13	7937	L1	9055	L7	12487
	29.3h	F2	6635	F8	7146	F14	8154	L2	9367	L8	13423
	17sh	F3	6698	F9	7272	F15	8399	L3	9835	L9	14671
	28ah	F4	6768	F10	7412	F16	8679	L4	10303	L10	16075
	7 yds, 156 sf	F5	6845	F11	7566	F17	8987	L5	10927	L11	17635
...P	(contrast cord)	COM	60	F6	414	F12	759	COL	69	L6	1689
		F1	261	F7	456	F13	843	L1	771	L7	1959
		F2	285	F8	504	F14	936	L2	879	L8	2283
		F3	312	F9	558	F15	1041	L3	1041	L9	2715
		F4	342	F10	618	F16	1161	L4	1203	L10	3201
	3 yds, 54 sf	F5	375	F11	684	F17	1293	L5	1419	L11	3741

+ For contrasting welt cords, append the product suffix to the lounge product number; add the grade \$ amount.
! Standard toeboard finish is PT07 Matte Ebony.

Ren Bench-Ottoman



RENB1	27.8w	COM	2380	F6	2616	F12	2846	COL	2737	L6	4207
	21d	F1	2514	F7	2644	F13	2902	L1	3374	L7	4452
	17h	F2	2530	F8	2676	F14	2964	L2	3472	L8	4746
	17sh	F3	2548	F9	2712	F15	3034	L3	3619	L9	5138
	2 yds, 49 sf	F4	2568	F10	2752	F16	3114	L4	3766	L10	5579
		F5	2590	F11	2796	F17	3202	L5	3962	L11	6069
...P	(contrast cord)	COM	60	F6	178	F12	293	COL	69	L6	609
		F1	127	F7	192	F13	321	L1	303	L7	699
		F2	135	F8	208	F14	352	L2	339	L8	807
		F3	144	F9	226	F15	387	L3	393	L9	951
		F4	154	F10	246	F16	427	L4	447	L10	1113
	1 yds, 18 sf	F5	165	F11	268	F17	471	L5	519	L11	1293

+ For contrasting welt cords, append the product suffix to the lounge product number; add the grade \$ amount.
! Standard toeboard finish is PT07 Matte Ebony.

Ren Double Bench



RENB2	51w	COM	3091	F6	3445	F12	3790	COL	3555	L6	5625
	21d	F1	3292	F7	3487	F13	3874	L1	4452	L7	5970
	17h	F2	3316	F8	3535	F14	3967	L2	4590	L8	6384
	17sh	F3	3343	F9	3589	F15	4072	L3	4797	L9	6936
	3 yds, 69 sf	F4	3373	F10	3649	F16	4192	L4	5004	L10	7557
		F5	3406	F11	3715	F17	4324	L5	5280	L11	8247
...P	(contrast cord)	COM	60	F6	178	F12	293	COL	69	L6	609
		F1	127	F7	192	F13	321	L1	303	L7	699
		F2	135	F8	208	F14	352	L2	339	L8	807
		F3	144	F9	226	F15	387	L3	393	L9	951
		F4	154	F10	246	F16	427	L4	447	L10	1113
	1 yds, 18 sf	F5	165	F11	268	F17	471	L5	519	L11	1293

+ For contrasting welt cords, append the product suffix to the lounge product number; add the grade \$ amount.
! Standard toeboard finish is PT07 Matte Ebony.

Shipping address for COM/COL materials and memo samples:
TUOHY Furniture Corporation, Upholstery Receiving Dept, 1323 W 132nd St, Gardena, CA 90247



IMPORTANT! Additional yardage may be required for fabrics less than 54 inches wide and/or having more than a nominal vertical repeat or pattern.
Use the Additional Yardage (+YDG) requirements listed in the TUOHY Upholstery Partnership Guides for each upholstery offering to re-calculate the yardage or square footage needed for a given pattern. See also Table 2 on page D2.

Category	Pattern	Grade
Faux-Leather	Silix	F3
Leather	Lena	L1

Veda Mid-Back
Standard Tilt



Description	Prod.No	List Price
Plastic Base		
Black Mesh / Black Frame	VEDA10	1190

Polished Aluminum Base		
Black Mesh/ Black Frame	VEDA11	1321

! Notes:

Back and seat are one piece mesh construction.
 Fixed height arms.
 Casters are black.
 Weight assisted recline mechanism.
 Back tilts backward 14 degrees from upright position.
 COM/COL not available.
 Ships KD and requires tool-less assembly.

Dimensions:
 27.5w
 27.5d
 40.3-44.5h
 16.7-20.9sh
 19.6sw
 16.8sd
 8.6ah

Veda Mid-Back
Synchronized Tilt



Plastic Base		
Black Mesh / Black Frame	VEDA20	1339
Gray Mesh / Black Frame	VEDA21	1339
Gray Mesh / Gray Frame	VEDA22	1489
Light Gray Mesh / Gray Frame	VEDA23	1489

Polished Aluminum Base		
Black Mesh / Black Frame	VEDA24	1470
Gray Mesh / Black Frame	VEDA25	1470
Gray Mesh / Gray Frame	VEDA26	1620
Light Gray Mesh / Gray Frame	VEDA27	1620

! Notes:

Back and seat are one piece mesh construction.
 Fixed height arms.
 Synchronized tilt mechanism allows back and seat to adjust in tandem.
 Casters to match frame color.
 Plastic Base to match frame color.
 Back tilts backward 23.5 degrees from upright position; standard with back lock.
 COM/COL not available.
 Ships KD and requires tool-less assembly.

Dimensions:
 27.5w
 27.5d
 40.3-44.5h
 16.7-20.9sh
 19.6sw
 16.8sd
 8.6ah

Veda High-Back
Synchronized Tilt



Plastic Base		
Black Mesh / Black Frame	VEDA30	1495

! Notes:

Back and seat are one piece mesh construction.
 Fixed height arms.
 Synchronized tilt mechanism allows back and seat to adjust in tandem.
 Casters to match frame color.
 Plastic Base to match frame color.
 Back tilts backward 23.5 degrees from upright position; standard with back lock.
 COM/COL not available.
 Ships KD and requires tool-less assembly.

Dimensions:
 27.5w
 27.5d
 50.5-54.7h
 16.7-20.9sh
 19.6sw
 16.8sd
 8.6ah

Vita Low Back



Product No.	Dimensions	Fabric \$							Leather \$			
VTL1 Casters	26w	COM	2590	F6	2944	F12	3289	COL	2979	L6	4599	
	24.8d	F1	2791	F7	2986	F13	3373	L1	3681	L7	4869	
	33.5-38.5h	F2	2815	F8	3034	F14	3466	L2	3789	L8	5193	
	17.5-22.5sh	F3	2842	F9	3088	F15	3571	L3	3951	L9	5625	
	25.5-30.5ah	F4	2872	F10	3148	F16	3691	L4	4113	L10	6111	
	3 yds, 54 sf	F5	2905	F11	3214	F17	3823	L5	4329	L11	6651	



VTL2 Glides	26w	COM	2588	F6	2942	F12	3287	COL	2976	L6	4596
	24.8d	F1	2789	F7	2984	F13	3371	L1	3678	L7	4866
	33.5-38.5h	F2	2813	F8	3032	F14	3464	L2	3786	L8	5190
	17.5-22.5sh	F3	2840	F9	3086	F15	3569	L3	3948	L9	5622
	25.5-30.5ah	F4	2870	F10	3146	F16	3689	L4	4110	L10	6108
	3 yds, 54 sf	F5	2903	F11	3212	F17	3821	L5	4326	L11	6648

Vita High Back



VTH1 Casters	26w	COM	2695	F6	3079	F12	3452	COL	3099	L6	4869
	26.2d	F1	2913	F7	3124	F13	3543	L1	3866	L7	5164
	38.5-43.5h	F2	2939	F8	3176	F14	3644	L2	3984	L8	5518
	17.5-22.5sh	F3	2968	F9	3235	F15	3758	L3	4161	L9	5990
	25.5-30.5ah	F4	3001	F10	3300	F16	3888	L4	4338	L10	6521
	3.3 yds, 59 sf	F5	3036	F11	3371	F17	4031	L5	4574	L11	7111

5-Leg Base is MPA Polished Aluminum.

Shipping address for COM/COL materials and memo samples:
TUOHY Furniture Corporation, Upholstery Receiving Dept, 1323 W 132nd St, Gardena, CA 90247



IMPORTANT! Additional yardage may be required for fabrics less than 54 inches wide and/or having more than a nominal vertical repeat or pattern. Use the Additional Yardage (+YDG) requirements listed in the TUOHY Upholstery Partnership Guides for each upholstery offering to re-calculate the yardage or square footage needed for a given pattern. See also Table 2 on page D2.

Category	Pattern	Grade
Faux-Leather	Silex	F3
Leather	Lena	L1



PRICING & SPECIFICATION GUIDE
Occasional Tables

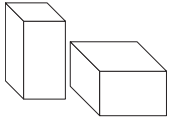
May 1, 2023

TUOHY

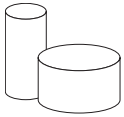
Index

360-361	E3
Airde	E4
Domino	E5
Genevieve	E6
International	E7
Moderna	E8
Oblique	E9

360-361

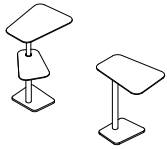


	Product No.	List \$
Square	Wood1 Finishes	
360 Table 18w 18d 15h	360.1811	1704
360 Table 21w 21d 15h	360.2111	1850
• 360 Table 24w 24d 15h	360.2411	2022
360 Table 30w 30d 15h	360.3011	2314
360 Table 48w 48d 15h	360.4811	3316
360 Table 24w 24d 21h	360.2421	2276
360 Table 30w 30d 21h	360.3021	2620
• 360 Table 15w 15d 28h	360.1531	2069




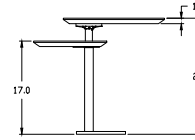
	Product No.	List \$
Circular	Wood1 Finishes	
361 Table 18 diam 15h	361.1811	1680
361 Table 24 diam 15h	361.2411	1850
• 361 Table 30 diam 15h	361.3011	2356
361 Table 36 diam 15h	361.3611	3003
361 Table 42 diam 15h	361.4211	4601
361 Table 48 diam 15h	361.4811	4883
361 Table 24 diam 21h	361.2421	2050
361 Table 30 diam 21h	361.3021	2482
• 361 Table 15 diam 28h	361.1528	2035

Airde Pivot Tables



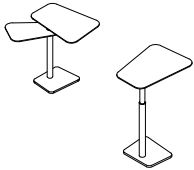
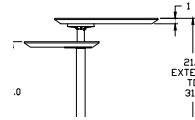
	Prefix Code	...Top Material Code... / List \$		
		Wood 1	Wood 2	AcrylicSS
Fixed Height 26h		...W1...	...W2...	...C...
• Swivel	ADFS...	2558	2737	2775
• No Swivel (No Lower Top)	ADFN...	1911	2045	2141

Base and Column Color: ...Suffix
 MRW Resin White ...W
 MRB Resin Black ...B
 MRSA Resin Satin Aluminum ...R
 MRTG Resin Thunder Gray ...T



	Prefix Code	...Top Material Code... / List \$		
		Wood 1	Wood 2	AcrylicSS
Adjustable Height 21.2h - 31.1h		...W1...	...W2...	...C...
• Swivel	ADAS...	2833	3031	3049
• No Swivel (No Lower Top)	ADAN...	2114	2262	2344

Base and Column Color: ...Suffix
 MRW Resin White ...W
 MRB Resin Black ...B
 MRSA Resin Satin Aluminum ...R
 MRTG Resin Thunder Gray ...T



> To Order:

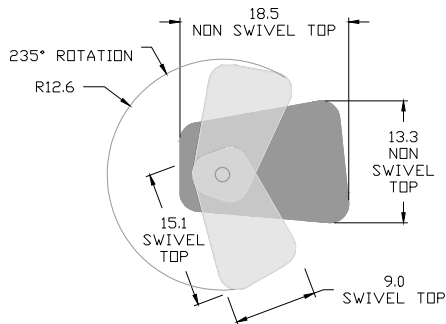
For product numbers, append Top Material Code to Prefix Code and add Base and Column Color suffix code.
 For List \$, read across at Prefix Code and down from Top Material Code; price includes Base and Column Color.
 Ex. For Fixed Height, No Swivel, Wood1 Top, and White Base and Column Color; the product number is ADFNW1W, and list price is \$1911.

Guide to specifying top materials:

- Wood1: All TUOHY Wood1 offerings.
- Wood2: All TUOHY Wood2 offerings.
- Acrylic Solid Surface: Avonite® Polaris Matte

! Notes:

Swivel is only on the lower top; rotation is 235 degrees.



Domino Tables



	Prefix...	...Top Material Code.../List \$ <i>(see base finish notes at bottom)</i>							Add \$—Base Finish	
		AEGlass	GlassBP	AcrylicSS	Marble	Quartz	Wood1	Wood2	BrNickel	PolChrome
Rounds/Resin Base		...A	...B	...C	...M	...Q	...W1	...W2	MBN	MPC
End Table 20 diam 21h	DMC20...	1887	1859	1846	2182	2387	1323	1416	+421	+524
Low Table 30 diam 16h	DMC30...	2958	2951	3300	3671	4316	2129	2278	+480	+583
Low Table 36 diam 16h	DMC36...	4098	3789	4368	5044	5928	2689	2877	+512	+628
Low Table 42 diam 16h	DMC42...	5106	4739	5758	6231	7792	3333	3566	+553	+676



	Prefix...	...Top Material Code.../List \$ <i>(see base finish notes at bottom)</i>							Add \$—Base Finish	
		AEGlass	GlassBP	AcrylicSS	Marble	Quartz	Wood1	Wood2	BrNickel	PolChrome
Squares/Resin Base		...A	...B	...C	...M	...Q	...W1	...W2	MBN	MPC
End Table 19w 19d 21h	DMS19...	1490	1456	1594	2035	2233	1230	1316	+421	+524
Low Table 30w 30d 16h	DMS30...	2452	2457	2893	3466	4112	1708	1828	+480	+583
Low Table 36w 36d 16h	DMS36...	3259	3183	3761	4775	5657	2135	2284	+512	+628
Low Table 42w 42d 16h	DMS42...	4647	4558	4932	5880	7441	2628	2812	+553	+676



	Prefix...	...Top Material Code.../List \$ <i>(see base finish notes at bottom)</i>							Add \$—Base Finish	
		AEGlass	GlassBP	AcrylicSS	Marble	Quartz	Wood1	Wood2	BrNickel	PolChrome
Rectangles/Resin Base		...A	...B	...C	...M	...Q	...W1	...W2	MBN	MPC
Low Table 30w 20d 16h	DMR30...	2390	2325	3134	3409	4424	1964	2101	+676	+790
Low Table 48w 24d 16h	DMR48...	3068	3079	4424	4663	5781	2439	2610	+918	+1038
Low Table 60w 24d 16h	DMR60...	4092	4074	6259	6283	6802	2832	3030	+1062	+1204

! Notes:

Product numbers are formed by merging the Prefix Code and Top Material Code.
 Tops are 0.75" thick except glass tops are 0.5" thick and 0.25" thick shorter in height.
 Guide to specifying top materials:

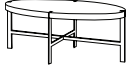
- AEGlass (Acid-Etched): GAB Acid-Etched Black or GAW Acid-Etched White
- BPGlass (Back-Painted): S.BLK Black or S.BWT White
- Acrylic Solid Surface: Avonite® Polaris Matte
- Marble: Carrara
- Quartz: Cambria® (all standard colors; not Luxury Series)
- Wood1: All TUOHY Wood1 offerings.
- Wood2: All TUOHY Wood2 offerings.

+ Specify base finishes:

- | | |
|-----------------------|---|
| For: | Base Code: Adjust Price: |
| Resin Black | ...MRB no surcharge. |
| Resin White: | ...MRW no surcharge. |
| Resin Satin Aluminum: | ...MRSA no surcharge. |
| Brushed Nickel: | ...MBN add price shown above, second column from right. |
| Polished Chrome: | ...MPC add price shown above, far right column. |



Genevieve Tables



	Product No.	List \$	Product No.	List \$
Wood1: Round				
Low Table 31 diam 16h	GD3116WR	4436	GD3116W	4908
• Low Table 36 diam 16h	GD3616WR	4604	GD3616W	4992
• End Table 22 diam 21h	GD2221WR	4232	GD2221W	4639
Wood1: Oval/Ellipse				
• Low Table 42w 22d 16h	GE224216WR	4835	GE224216W	5103
Wood1: Square/Rectangle				
Low Table 22w 22d 16h	G222216WR	4121	G222216W	4557
Low Table 42w 22d 16h	G224216WR	4836	G224216W	5103
Low Table 30w 30d 16h	G303016WR	4423	G303016W	4791
Low Table 36w 36d 16h	G363616WR	4541	G363616W	4887
• End Table 18w 27d 21h	G271821WR	4433	G271821W	4736
End Table 27w 27d 21h	G272721WR	4519	G272721W	4939

! Notes:

Wood top pricing is shown at Wood1 level; Wood2 woods/finishes are also available.
Metal finish is MRBS Resin Brushed Steel or MPC Polished Chrome; specify Product Number and price above.




	Product No.	List \$	Product No.	List \$
AcrylicSS Top: Round				
Low Table 31 diam 16h	GD3116CR	6230	GD3116C	6549
• Low Table 36 diam 16h	GD3616CR	6679	GD3616C	6889
• End Table 22 diam 21h	GD2221CR	5762	GD2221C	6017
AcrylicSS Top: Oval/Ellipse				
• Low Table 42w 22d 16h	GE224216CR	7180	GE224216C	7434
AcrylicSS Top: Square/Rectangle				
Low Table 22w 22d 16h	G222216CR	5114	G222216C	5418
Low Table 42w 22d 16h	G224216CR	6760	G224216C	7014
Low Table 30w 30d 16h	G303016CR	5526	G303016C	5920
Low Table 36w 36d 16h	G363616CR	6078	G363616C	6420
• End Table 18w 27d 21h	G271821CR	5229	G271821C	5492
End Table 27w 27d 21h	G272721CR	5418	G272721C	5754

! Notes:

Acrylic Solid Surface is Avonnite® Polaris.
Metal finish is MRBS Resin Brushed Steel or MPC Polished Chrome; specify Product Number and price above.

> See also: Genevieve Lounge Seating



International Tables



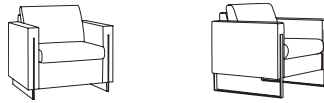
	Product No.	List \$	Product No.	List \$
Round	Resin Brushed Steel		Polished Chrome	
Low Table 36 diam 16h	N36D16R	4618	N36D16	5434
End Table 22 diam 20h	N22D20R	3599	N22D20	4234
Square/Rectangle	Resin Brushed Steel		Polished Chrome	
Low Table 22w 42d 16h	N224216R	3801	N224216	4473
Low Table 36w 36d 16h	N363616R	4190	N363616	4929
End Table 18w 27d 20h	N182720R	3234	N182720	3803
End Table 27w 27d 20h	N272720R	3598	N272720	4233

! Notes:

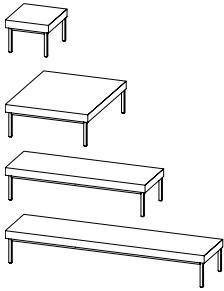
Tops are 0.5-inch thick, tempered low iron glass.

Metal finish is MRBS Resin Brushed Steel or MPC Polished Chrome; specify Product Number and price above.

> See also: International and International-II Lounge Seating



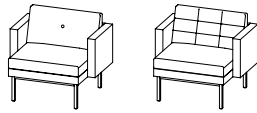
Moderna Tables



	Prod.No. Prefix...	...Top Material Code				
		Wood1	Wood2	AcrylicSS	Quartz	Marble
Freestanding		...W1	...W2	...C	...Q	...M
Side/Low Table 18w 18d 13h	MT1818...	2646	2831	3833	4599	4641
Low Table 36w 36d 13h	MT3636...	4049	4332	6122	7235	7308
Low Table 56w 18d 13h	MT5618...	4137	4427	6237	7308	7424
Low Table 84w 18d 13h	MT8418...	5166	5528	7189	11230	11172

- ! Notes:
 - Specify the product number by appending the desired Top Material Code to the Prod.No. Prefix.
 - Example: Side/Low Table with Wood1 top is MT1818W1; price is \$2646.
 - Standard metal finish is MBN Brushed Nickel.
 - Acrylic Solid Surface is Avonnite® Polaris.
 - Quartz is all standard colors from Cambria®; Luxury Series Designs require quotation.
 - Marble is Carrara.
 - Other top materials are available on a COM/project basis.

> See also: Moderna Lounge



Oblique Tables



	Prefix Code...	...Material Code/List \$	
		Wood1	Wood2
Wood Base, Self-Top		...W1	...W2
• 24 diam 13.3h	BL24AST...	4548	4866
36 diam 13.3h	BL36AST...	5357	5732
12 diam 17.3h	BL12BST...	4112	4400
24 diam 17.3h	BL24BST...	4678	5005
19 diam 21.3h	BL19CST...	4490	4804
14 diam 27.3h	BL14DST...	4392	4699



	Prefix Code	Wood1	Wood2	AcrylicSSAEGlass	AELGlass	BPGlass	HPL	Marble	Quartz	
										...W1
Wood1 Base, Applied Top										
24 diam 14h	BL24AATW1...	na	na	5404	5696	5792	5255	5163	6159	5481
• 36 diam 14h	BL36AATW1...	na	na	6660	7782	7792	6788	6145	8884	7674
12 diam 18h	BL12BATW1...	na	na	4868	4592	5013	4487	4797	4854	4674
24 diam 18h	BL24BATW1...	na	na	5620	5913	6008	5472	5378	6376	5696
19 diam 22h	BL19CATW1...	na	na	5200	5213	5297	4905	5078	5646	5025
14 diam 28h	BL14DATW1...	na	na	5057	4827	5166	4678	4965	5192	4898



	Prefix Code	Wood1	Wood2	AcrylicSSAEGlass	AELGlass	BPGlass	HPL	Marble	Quartz	
										...W1
Wood2 Base, Applied Top										
24 diam 14h	BL24AATW2...	na	na	5818	6110	6206	5669	5577	6573	5895
36 diam 14h	BL36AATW2...	na	na	7361	8482	8492	7490	6845	9584	8375
12 diam 18h	BL12BATW2...	na	na	5077	4802	5223	4697	5007	5064	4884
• 24 diam 18h	BL24BATW2...	na	na	6138	6430	6526	5989	5897	6893	6215
19 diam 22h	BL19CATW2...	na	na	5773	5787	5871	5478	5651	6219	5599
14 diam 28h	BL14DATW2...	na	na	5420	5191	5529	5042	5329	5557	5263



	Prefix Code	Wood1	Wood2	AcrylicSSAEGlass	AELGlass	BPGlass	HPL	Marble	Quartz	
										...W1
Faux Leather Base, Applied Top										
24 diam 14h	BL24ALB...	4778	5112	4972	5265	5360	4824	4730	5728	5048
36 diam 14h	BL36ALB...	5151	5512	5566	6687	6699	5695	5051	7790	6581
• 12 diam 18h	BL12BLB...	4623	4947	4680	4404	4826	4300	4610	4666	4487
24 diam 18h	BL24BLB...	5096	5453	5290	5583	5678	5142	5048	6046	5367
19 diam 22h	BL19CLB...	4801	5137	4889	4902	4986	4594	4767	5335	4715
14 diam 28h	BL14DLB...	4812	5149	4886	4657	4995	4508	4794	5022	4728

> To Order:

For product numbers, append Top Material Code to Prefix Code; read across and down for list price.

Ex. For Tapered Base with Self Top, 24 diam 13.3h, in Wood1, product number is BL24ASTW1; list price is \$4548.

Material, applied top thickness (where applicable), and available color choices to specify:

Acrylic Solid Surface:	0.5in	Avonite® Polaris Matte
AEGlass (Acid-Etched):	0.5in	GAB Acid-Etched Black or GAW Acid-Etched White
AELGlass (Acid-Etched):	0.5in	O.LCG Castlegate Gray, O.LCW Cool White, or O.LSH Stone Harbor
BPGlass (Back-Painted):	0.5in	S.BLK Black or S.BWT White
Faux Leather:	—	All TUOHY Silex colors
HPL:	0.75in	949 White
Marble:	2cm	Carrara
Quartz:	2cm	Cambria® Classic or Signature Series (all colors); quote required for Luxury and Matte offerings.
Wood1:	0.75in	All TUOHY Wood1 offerings
Wood2:	0.75in	All TUOHY Wood2 offerings

! Notes:

See above for Applied tops thickness. Heights are nominal and are dependent on top thickness.

Base diameters are nominal.

12-14 diameter tables have an access hole of 5 inches; 19-36 diameter tables have an access hole of 8 inches.

Available with vertical grain direction only.

+ Options:

See power data options price list for Node in surface power that can be used as power option.

» See also: Oblique Conference Tables

