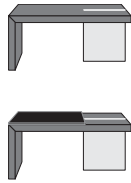


Bau Table-Bench 36w



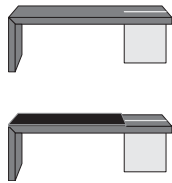
Product No.	Dimensions	Fabric \$	Leather \$							
BAU36...	(no Seat Pad)	1694								
BAP36...	(with Seat Pad 22w)									
	36w	COM 2062	F6	2180	F12	2295	COL2371	L6	2911	
	21d	F1 2129	F7	2194	F13	2323	L1 2605	L7	3001	
	16h	F2 2137	F8	2210	F14	2354	L2 2641	L8	3109	
	16sh	F3 2146	F9	2228	F15	2389	L3 2695	L9	3253	
		F4 2156	F10	2248	F16	2429	L4 2749	L10	3415	
	1 yds, 18 sf	F5 2167	F11	2270	F17	2473	L5 2821	L11	3595	
^ Append code			for blade finish		add \$					
...	MRB	Resin Black	+0							
...	MRW	Resin White	+0							
...	MRSA	Resin Satin Aluminum	+0							
...	MRTG	Resin Thunder Gray	+0							
...	MRBAS	Resin BrAlum Steel Tint	+312							
...	MPA	Polished Aluminum	+588							
> Specify option			for wood finish		add \$					
Option W1	all Wood1 finishes		+0							
Option W2	all Wood2 finishes		+85							

Examples:

Bau Table-Bench 36w, ResinBlack base, Wood1 finish: BAU36MRB, Option W1 = \$1694.
 Bau Table-Bench 36w w/Seat Pad, F1, Resin White base, Wood2 finish: BAP36MRW, Option W2 = \$2129.

! IMPORTANT: Bau requires a concealed floor connection when used as a bench; hardware included.

Bau Table-Bench 48w



Product No.	Dimensions	Fabric \$	Leather \$							
BAU48...	(no Seat Pad)	1811								
BAP48...	(with Seat Pad 34w)									
	48w	COM 2271	F6	2389	F12	2504	COL2612	L6	3152	
	21d	F1 2338	F7	2403	F13	2532	L1 2846	L7	3242	
	16h	F2 2346	F8	2419	F14	2563	L2 2882	L8	3350	
	16sh	F3 2355	F9	2437	F15	2598	L3 2936	L9	3494	
		F4 2365	F10	2457	F16	2638	L4 2990	L10	3656	
	1 yds, 18 sf	F5 2376	F11	2479	F17	2682	L5 3062	L11	3836	
^ Append code			for blade finish		add \$					
...	MRB	Resin Black	+0							
...	MRW	Resin White	+0							
...	MRSA	Resin Satin Aluminum	+0							
...	MRTG	Resin Thunder Gray	+0							
...	MRBAS	Resin BrAlum Steel Tint	+312							
...	MPA	Polished Aluminum	+588							
> Specify option			for wood finish		add \$					
Option W1	all Wood1 finishes		+0							
Option W2	all Wood2 finishes		+90							

Examples:

Bau Table-Bench 48w, ResinBlack base, Wood1 finish: BAU48MRB, Option W1 = \$1811.
 Bau Table-Bench 48w w/Seat Pad, F1, Resin White base, Wood2 finish: BAP48MRW, Option W2 = \$2338.

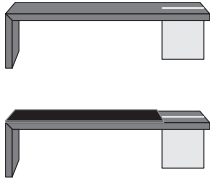
! IMPORTANT: Bau requires a concealed floor connection when used as a bench; hardware included.

Shipping address for COM/COL materials and memo samples:
 TUOHY Furniture Corporation, P1 Upholstery Receiving, 42 Saint Albans Place, Chatfield, MN 55923



Please provide tagging information as needed for your project.

Bau Table-Bench 60w



Product No.	Dimensions	Fabric \$								Leather \$	
BAU60...	(no Seat Pad)	1923									
BAP60...	(with Seat Pad 46w)										
	60w	COM	2476	F6	2594	F12	2709	COL	2847	L6	3387
	21d	F1	2543	F7	2608	F13	2737	L1	3081	L7	3477
	16h	F2	2551	F8	2624	F14	2768	L2	3117	L8	3585
	16sh	F3	2560	F9	2642	F15	2803	L3	3171	L9	3729
		F4	2570	F10	2662	F16	2843	L4	3225	L10	3891
	1 yds, 18 sf	F5	2581	F11	2684	F17	2887	L5	3297	L11	4071
^ Append code		for blade finish		add \$							
	...MRB	Resin Black		+0							
	...MRW	Resin White		+0							
	...MRSA	Resin Satin Aluminum		+0							
	...MRTG	Resin Thunder Gray		+0							
	...MRBAS	Resin BrAlum Steel Tint		+312							
	...MPA	Polished Aluminum		+588							
> Specify option		for wood finish		add \$							
	Option W1	all Wood1 finishes		+0							
	Option W2	all Wood2 finishes		+97							

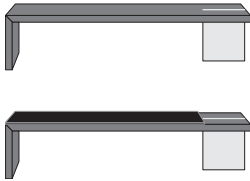
Examples:

Bau Table-Bench 60w, ResinBlack base, Wood1 finish: BAU60MRB, Option W1 = \$1831.

Bau Table-Bench 60w w/Seat Pad, Gr1, Resin White base, Wood2 finish: BAP60MRW, Option W2 = \$2425.

! IMPORTANT: Bau requires a concealed floor connection when used as a bench; hardware included.

Bau Table-Bench 72w



Product No.	Dimensions	Fabric \$								Leather \$	
BAU72...	(no Seat Pad)	1945									
BAP72...	(with Seat Pad 58w)										
	72w	COM	2562	F6	2680	F12	2795	COL	2946	L6	3486
	21d	F1	2629	F7	2694	F13	2823	L1	3180	L7	3576
	16h	F2	2637	F8	2710	F14	2854	L2	3216	L8	3684
	16sh	F3	2646	F9	2728	F15	2889	L3	3270	L9	3828
		F4	2656	F10	2748	F16	2929	L4	3324	L10	3990
	1 yds, 18 sf	F5	2667	F11	2770	F17	2973	L5	3396	L11	4170
^ Append code		for blade finish		add \$							
	...MRB	Resin Black		+0							
	...MRW	Resin White		+0							
	...MRSA	Resin Satin Aluminum		+0							
	...MRTG	Resin Thunder Gray		+0							
	...MRBAS	Resin BrAlum Steel Tint		+312							
	...MPA	Polished Aluminum		+588							
> Specify option		for wood finish		add \$							
	Option W1	all Wood1 finishes		+0							
	Option W2	all Wood2 finishes		+102							

Examples:

Bau Table-Bench 72w, ResinBlack base, Wood1 finish: BAU72MRB, Option W1 = \$2042.

Bau Table-Bench 72w w/Seat Pad, F1, Resin White base, Wood2 finish: BAP72MRW, Option W2 = \$2757.

! IMPORTANT: Bau requires a concealed floor connection when used as a bench; hardware included.

Shipping address for COM/COL materials and memo samples:
TUOHY Furniture Corporation, P1 Upholstery Receiving, 42 Saint Albans Place, Chatfield, MN 55923

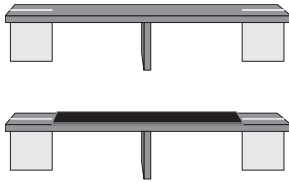


Please provide tagging information as needed for your project.

IMPORTANT! Additional yardage may be required for fabrics less than 54 inches wide and/or having more than a nominal vertical repeat or pattern. Use the Additional Yardage (+YDG) requirements listed in the TUOHY Upholstery Partnership Guides for each upholstery offering to re-calculate the yardage or square footage needed for a given pattern. See also Table 2 on page D2.

Category	Pattern	Grade
Faux-Leather	Proxy	F6
Leather	Lena	L1
Leather	Sierra	L1

Bau Table-Bench 84w



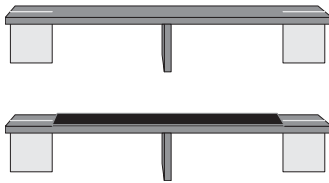
Product No.	Dimensions	Fabric \$	Leather \$							
BAU84...	(no Seat Pad)	2810								
BAP84...	(with Seat Pad 56w)									
	96w	COM 3603	F6	3721	F12	3836	COL 4143	L6	4683	
	21d	F1 3670	F7	3735	F13	3864	L1 4377	L7	4773	
	16h	F2 3678	F8	3751	F14	3895	L2 4413	L8	4881	
	16sh	F3 3687	F9	3769	F15	3930	L3 4467	L9	5025	
		F4 3697	F10	3789	F16	3970	L4 4521	L10	5187	
	1 yds, 18 sf	F5 3708	F11	3811	F17	4014	L5 4593	L11	5367	
^ Append code for blade finish add \$										
	...MRB	Resin Black		+0						
	...MRW	Resin White		+0						
	...MRSA	Resin Satin Aluminum		+0						
	...MRTG	Resin Thunder Gray		+0						
	...MRBAS	Resin BrAlum Steel Tint		+623						
	...MPA	Polished Aluminum		+1175						
> Specify option for wood finish add \$										
	Option W1	all Wood1 finishes		+0						
	Option W2	all Wood2 finishes		+146						

Examples:

Bau Table-Bench 84w, ResinBlack base, Wood1 finish: BAU84MRB, Option W1 = \$2676.
 Bau Table-Bench 84w w/Seat Pad, Gr1, Resin White base, Wood2 finish: BAP84MRW, Option W2 = \$3357.

! IMPORTANT: Bau requires a concealed floor connection when used as a bench; hardware included.

Bau Table-Bench 96w



Product No.	Dimensions	Fabric \$	Leather \$							
BAU96...	(no Seat Pad)	2913								
BAP96...	(with Seat Pad 68w)									
	96w	COM 3603	F6	3721	F12	3836	COL 4143	L6	4683	
	21d	F1 3670	F7	3735	F13	3864	L1 4377	L7	4773	
	16h	F2 3678	F8	3751	F14	3895	L2 4413	L8	4881	
	16sh	F3 3687	F9	3769	F15	3930	L3 4467	L9	5025	
		F4 3697	F10	3789	F16	3970	L4 4521	L10	5187	
	1 yds, 18 sf	F5 3708	F11	3811	F17	4014	L5 4593	L11	5367	
^ Append code for blade finish add \$										
	...MRB	Resin Black		+0						
	...MRW	Resin White		+0						
	...MRSA	Resin Satin Aluminum		+0						
	...MRTG	Resin Thunder Gray		+0						
	...MRBAS	Resin BrAlum Steel Tint		+623						
	...MPA	Polished Aluminum		+1175						
> Specify option for wood finish add \$										
	Option W1	all Wood1 finishes		+0						
	Option W2	all Wood2 finishes		+146						

Examples:

Bau Table-Bench 96w, ResinBlack base, Wood1 finish: BAU96MRB, Option W1 = \$2774.
 Bau Table-Bench 96w w/Seat Pad, Gr1, Resin White base, Wood2 finish: BAP96MRW, Option W2 = \$3498.

! IMPORTANT: Bau requires a concealed floor connection when used as a bench; hardware included.

Shipping address for COM/COL materials and memo samples:
 TUOHY Furniture Corporation, P1 Upholstery Receiving, 42 Saint Albans Place, Chatfield, MN 55923



Please provide tagging information as needed for your project.

Category	Pattern	Grade
Faux-Leather	Proxy	F6
Leather	Lena	L1
Leather	Sierra	L1