


PRICING & SPECIFICATION GUIDE

Tryg Tables

April 1, 2017

TUOHY



Conference: **Tryg**

- Overview
- Top Materials and Edge Styles
- Conference Height
- Collaboration Height

- CT2
- CT3
- CT4
- CT6

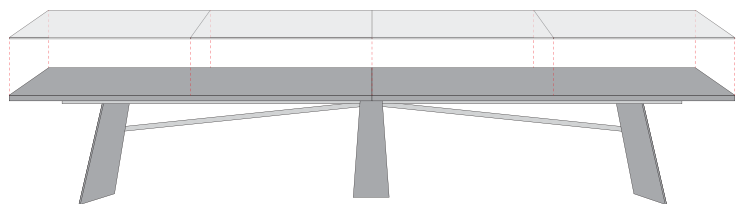


Overview

Each Tryg Table may be ordered in one of 32 top material/edge-style combinations, as shown on the following page. Tables through 120w are in one section; tables 132w and more are in two sections. Top segmentation varies by material, as charted below.

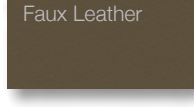
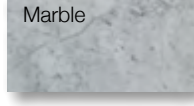
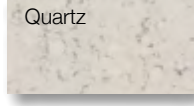
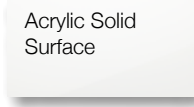
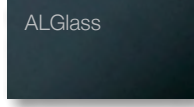




Top Segments by Material and Table Width

| | 1-section | | | | 2-sections | | | | | | | | |
|--|-----------|----|-----|-----|------------|-----|-----|-----|-----|-----|-----|-----|-----|
| | 90 | 96 | 108 | 120 | 132 | 144 | 156 | 168 | 180 | 192 | 204 | 216 | 240 |
| Wood 1 & 2 <small>(all colors; grain long on 1-section tops, short on 2-section tops)</small> | 1 | 1 | 1 | 1 | 2 | 2 | 2 | 2 | 2 | 2 | 2 | 2 | 2 |
| HPL Formica® 949 White <small>(PVC as self-edge)</small> | 1 | 1 | 1 | 1 | 2 | 2 | 2 | 2 | 2 | 2 | 2 | 2 | 2 |
| BPGlass Back-Painted Glass <small>(Wood 1 & 2 subtop where applicable)</small> | 1 | 1 | 1 | 2 | 2 | 2 | 2 | 2 | 2 | 2 | 2 | 2 | 4 |
| AEGlass Acid-Etched Glass <small>(Wood 1 & 2 subtop where applicable)</small> | 1 | 1 | 1 | 2 | 2 | 2 | 2 | 2 | 2 | 2 | 2 | 2 | 4 |
| ALGlass Acid-Etched Laminated Glass <small>(all colors)</small> | 1 | 1 | 1 | 1 | 2 | 2 | 2 | 2 | 2 | 2 | 2 | 2 | 2 |
| Acrylic Solid Surface Avonite® Polaris Matte | 1 | 1 | 1 | 1 | 2 | 2 | 2 | 2 | 2 | 2 | 2 | 2 | 2 |
| Quartz <small>(all Cambria® standard colors; quote required for Cambria Matte™ & Luxury Design Series)</small> | 1 | 1 | 2 | 3 | 4 | 4 | 4 | 4 | 4 | 4 | 6 | 6 | 6 |
| Marble Carrara Marble | 1 | 1 | 2 | 3 | 4 | 4 | 4 | 4 | 4 | 4 | 6 | 6 | 6 |
| Faux Leather Proxy <small>(all colors)</small> | 1 | 1 | 2 | 3 | 4 | 4 | 4 | 4 | 4 | 4 | 6 | 6 | 6 |



Demo (Perspective View): A 4-segment top material applied to a 2-section table.

Top Materials



Edge Styles

| | Squared | | Beveled | |
|-----------------------|-------------------------|------------------|-------------------------|------------------|
| | Self/Layered Edge 1.5th | Metal Edge 1.5th | Self/Layered Edge 1.5th | Metal Edge 2.0th |
| Wood 1 & 2 | | | | |
| HPL | | | | |
| BPGlass | | | | |
| AEGlass | | | | |
| ALGlass | | | | |
| Acrylic Solid Surface | | | | |
| Quartz | | | | |
| Marble | | | | |
| Faux Leather | | | | |



| Conference Height | | Seats | Prefix & Size Codes | Top Material/Code | | HPL | BPGlass | AEGlass | ALGlass | AcrylicSS | Quartz | Marble | Proxy |
|-------------------|------------------------------------|-------|---------------------|-------------------|-------|-------|---------|---------|---------|-----------|--------|--------|-------|
| | | | TRYG1A... | ...W1 | ...W2 | ...L | ...G | ...J | ...E | ...C | ...Q | ...M | ...P |
| 1 | Square Edge 1.5th Top, 29h ‡ | | TRYG1A... | ...W1 | ...W2 | ...L | ...G | ...J | ...E | ...C | ...Q | ...M | ...P |
| | Tryg Conf SqEdge 72w 37d | 6 | ...7237... | 5590 | 5700 | 5083 | 7805 | 8309 | — | 6637 | 8247 | 9663 | — |
| | Tryg Conf SqEdge 78w 37d | 6 | ...7837... | 5707 | 5826 | 5158 | 8106 | 8652 | — | 6841 | 8585 | 10119 | — |
| | Tryg Conf SqEdge 84w 40d | 6-8 | ...8440... | 5824 | 5952 | 5232 | 8407 | 8995 | — | 7046 | 8923 | 10576 | — |
| | Tryg Conf SqEdge 90w 48d | 6-8 | ...9048... | 6350 | 6534 | 5505 | 10041 | 10881 | — | 8096 | 10778 | 13139 | — |
| | Tryg Conf SqEdge 96w 48d | 6-12 | ...9648... | 6613 | 6808 | 5711 | 10549 | 11445 | — | 8474 | 11336 | 13854 | — |
| | Tryg Conf SqEdge 108w 48d | 8-12 | ...10848... | 7103 | 7324 | 6089 | 11532 | 12540 | — | 9197 | 12416 | 15249 | — |
| | Tryg Conf SqEdge 120w 52d | 8-14 | ...12052... | 7994 | 8258 | 6773 | 13325 | 14537 | — | 10514 | 14389 | 17799 | — |
| 2 | Tryg Conf SqEdge 132w 52d | 8-14 | ...13252... | 8119 | 8409 | 6775 | 13982 | 15316 | — | 10890 | 15154 | 18903 | — |
| | Tryg Conf SqEdge 144w 52d | 10-16 | ...14452... | 8586 | 8903 | 7120 | 14982 | 16438 | — | 11609 | 16260 | 20351 | — |
| | Tryg Conf SqEdge 156w 56d | 10-18 | ...15656... | 9488 | 9858 | 7777 | 16950 | 18649 | — | 13015 | 18441 | 23214 | — |
| | Tryg Conf SqEdge 168w 56d | 10-18 | ...16856... | 9974 | 10373 | 8132 | 18011 | 19840 | — | 13772 | 19616 | 24756 | — |
| | Tryg Conf SqEdge 180w 56d | 12-20 | ...18056... | 10460 | 10887 | 8486 | 19070 | 21030 | — | 14530 | 20790 | 26297 | — |
| | Tryg Conf SqEdge 192w 60d | 12-20 | ...19260... | 11249 | 11737 | 8993 | 21089 | 23329 | — | 15900 | 23056 | 29350 | — |
| | Tryg Conf SqEdge 204w 60d | 12-20 | ...20460... | 11753 | 12272 | 9357 | 22209 | 24589 | — | 16695 | 24297 | 30984 | — |
| | Tryg Conf SqEdge 216w 60d | 14-22 | ...21660... | 12258 | 12807 | 9720 | 23328 | 25848 | — | 17490 | 25540 | 32620 | — |
| | Tryg Conf SqEdge 240w 60d | 16-26 | ...24060... | 13231 | 13841 | 10412 | 25532 | 28331 | — | 19045 | 27989 | 35856 | — |
| 1 | Square Metal Edge 1.5th Top, 29h ‡ | | TRYG1B... | ...W1 | ...W2 | ...L | ...G | ...J | ...E | ...C | ...Q | ...M | ...P |
| | Tryg Conf SqMetEdge 72w 37d | 6 | ...7237... | 7437 | 7547 | 6930 | 9652 | 10156 | 11510 | 8484 | 10094 | 11510 | 7070 |
| | Tryg Conf SqMetEdge 78w 37d | 6 | ...7837... | 7590 | 7710 | 7041 | 9990 | 10536 | 12003 | 8724 | 10469 | 12003 | 7193 |
| | Tryg Conf SqMetEdge 84w 40d | 6-8 | ...8440... | 7830 | 7958 | 7238 | 10413 | 11001 | 12581 | 9050 | 10928 | 12581 | 7400 |
| | Tryg Conf SqMetEdge 90w 48d | 6-8 | ...9048... | 8490 | 8673 | 7644 | 12180 | 13020 | 15278 | 10234 | 12917 | 15278 | 7877 |
| | Tryg Conf SqMetEdge 96w 48d | 6-12 | ...9648... | 8857 | 9052 | 7955 | 12793 | 13689 | 16098 | 10717 | 13580 | 16098 | 8204 |
| | Tryg Conf SqMetEdge 108w 48d | 8-12 | ...10848... | 9557 | 9778 | 8543 | 13986 | 14994 | 17703 | 11651 | 14870 | 17703 | 8822 |
| | Tryg Conf SqMetEdge 120w 52d | 8-14 | ...12052... | 10739 | 11004 | 9517 | 16069 | 17283 | 20543 | 13258 | 17134 | 20543 | 9854 |
| 2 | Tryg Conf SqMetEdge 132w 52d | 8-14 | ...13252... | 11082 | 11373 | 9738 | 16945 | 18279 | 21866 | 13853 | 18117 | 21866 | 10108 |
| | Tryg Conf SqMetEdge 144w 52d | 10-16 | ...14452... | 11767 | 12084 | 10301 | 18163 | 19619 | 23533 | 14790 | 19441 | 23533 | 10705 |
| | Tryg Conf SqMetEdge 156w 56d | 10-18 | ...15656... | 13049 | 13419 | 11339 | 20512 | 22210 | 26775 | 16576 | 22003 | 26775 | 11810 |
| | Tryg Conf SqMetEdge 168w 56d | 10-18 | ...16856... | 13761 | 14160 | 11919 | 21797 | 23627 | 28543 | 17559 | 23403 | 28543 | 12427 |
| | Tryg Conf SqMetEdge 180w 56d | 12-20 | ...18056... | 14473 | 14901 | 12499 | 23083 | 25044 | 30311 | 18543 | 24804 | 30311 | 13044 |
| | Tryg Conf SqMetEdge 192w 60d | 12-20 | ...19260... | 15674 | 16163 | 13419 | 25515 | 27755 | 33774 | 20326 | 27481 | 33774 | 14041 |
| | Tryg Conf SqMetEdge 204w 60d | 12-20 | ...20460... | 16413 | 16931 | 14016 | 26868 | 29248 | 35644 | 21355 | 28957 | 35644 | 14677 |
| | Tryg Conf SqMetEdge 216w 60d | 14-22 | ...21660... | 17152 | 17701 | 14614 | 28222 | 30742 | 37514 | 22384 | 30434 | 37514 | 15314 |
| | Tryg Conf SqMetEdge 240w 60d | 16-26 | ...24060... | 18593 | 19205 | 15774 | 30894 | 33695 | 41219 | 24407 | 33352 | 41219 | 16552 |
| 1 | Bevel Edge 1.5th Top, 29h ‡ | | TRYG1C... | ...W1 | ...W2 | ...L | ...G | ...J | ...E | ...C | ...Q | ...M | ...P |
| | Tryg Conf BevEdge 72w 37d | 6 | ...7237... | 6261 | 6371 | 5754 | 8476 | 8980 | — | 7308 | 8918 | 10334 | — |
| | Tryg Conf BevEdge 78w 37d | 6 | ...7837... | 6378 | 6497 | 5829 | 8777 | 9323 | — | 7512 | 9256 | 10790 | — |
| | Tryg Conf BevEdge 84w 40d | 6-8 | ...8440... | 6495 | 6623 | 5903 | 9078 | 9666 | — | 7715 | 9594 | 11247 | — |
| | Tryg Conf BevEdge 90w 48d | 6-8 | ...9048... | 7021 | 7205 | 6176 | 10712 | 11552 | — | 8765 | 11449 | 13810 | — |
| | Tryg Conf BevEdge 96w 48d | 6-12 | ...9648... | 7329 | 7524 | 6426 | 11264 | 12161 | — | 9190 | 12052 | 14569 | — |
| | Tryg Conf BevEdge 108w 48d | 8-12 | ...10848... | 7909 | 8128 | 6893 | 12336 | 13344 | — | 10001 | 13222 | 16053 | — |
| | Tryg Conf BevEdge 120w 52d | 8-14 | ...12052... | 8963 | 9227 | 7742 | 14294 | 15506 | — | 11483 | 15358 | 18768 | — |
| 2 | Tryg Conf BevEdge 132w 52d | 8-14 | ...13252... | 9184 | 9475 | 7840 | 15048 | 16382 | — | 11956 | 16219 | 19970 | — |
| | Tryg Conf BevEdge 144w 52d | 10-16 | ...14452... | 9748 | 10066 | 8282 | 16145 | 17601 | — | 12772 | 17423 | 21513 | — |
| | Tryg Conf BevEdge 156w 56d | 10-18 | ...15656... | 10844 | 11215 | 9134 | 18307 | 20006 | — | 14371 | 19798 | 24571 | — |
| | Tryg Conf BevEdge 168w 56d | 10-18 | ...16856... | 11435 | 11834 | 9593 | 19471 | 21300 | — | 15233 | 21077 | 26216 | — |
| | Tryg Conf BevEdge 180w 56d | 12-20 | ...18056... | 12025 | 12452 | 10052 | 20636 | 22595 | — | 16094 | 22356 | 27863 | — |
| | Tryg Conf BevEdge 192w 60d | 12-20 | ...19260... | 13038 | 13526 | 10782 | 22878 | 25118 | — | 17688 | 24844 | 31138 | — |
| | Tryg Conf BevEdge 204w 60d | 12-20 | ...20460... | 13653 | 14173 | 11257 | 24109 | 26489 | — | 18596 | 26199 | 32885 | — |
| | Tryg Conf BevEdge 216w 60d | 14-22 | ...21660... | 14270 | 14820 | 11733 | 25341 | 27861 | — | 19503 | 27552 | 34633 | — |
| | Tryg Conf BevEdge 240w 60d | 16-26 | ...24060... | 15467 | 16078 | 12647 | 27767 | 30568 | — | 21280 | 30225 | 38093 | — |

Table Sections

Top materials may be further segmented based on the top material and size specified. Please see page CT2.



Conference Height (cont.)

| Conference Height (cont.) | | Seats | Prefix & Size Codes | Top Material/Code | | HPL | BPGlass | AEGlass | ALGlass | AcrylicSS | Quartz | Marble | Proxy |
|---------------------------|-----------------------------------|-------|---------------------|-------------------|-------|-------|---------|---------|---------|-----------|--------|--------|-------|
| | | | | Wood1 | Wood2 | | | | | | | | |
| | Bevel Metal Edge 2th Top, 29.5h ‡ | | TRYG1D... | ...W1 | ...W2 | ...L | ...G | ...J | ...E | ...C | ...Q | ...M | ...P |
| 1 | Tryg Conf BevMetEdge 72w 37d | 6 | ...7237... | 8706 | 9832 | 9215 | 11936 | 12440 | 13795 | 10769 | 12378 | 13795 | 9354 |
| | Tryg Conf BevMetEdge 78w 37d | 6 | ...7837... | 8964 | 9958 | 9289 | 12238 | 12784 | 14252 | 10973 | 12717 | 14252 | 9441 |
| | Tryg Conf BevMetEdge 84w 40d | 6-8 | ...8440... | 9304 | 10084 | 9364 | 12539 | 13127 | 14707 | 11177 | 13056 | 14707 | 9528 |
| | Tryg Conf BevMetEdge 90w 48d | 6-8 | ...9048... | 9984 | 10666 | 9637 | 14173 | 15013 | 17270 | 12227 | 14910 | 17270 | 9870 |
| | Tryg Conf BevMetEdge 96w 48d | 6-12 | ...9648... | 10929 | 11125 | 10028 | 14866 | 15762 | 18170 | 12790 | 15652 | 18170 | 10276 |
| | Tryg Conf BevMetEdge 108w 48d | 8-12 | ...10848... | 11789 | 12010 | 10775 | 16218 | 17226 | 19935 | 13883 | 17102 | 19935 | 11054 |
| | Tryg Conf BevMetEdge 120w 52d | 8-14 | ...12052... | 13130 | 13395 | 11909 | 18461 | 19674 | 22935 | 15650 | 19526 | 22935 | 12246 |
| 2 | Tryg Conf BevMetEdge 132w 52d | 8-14 | ...13252... | 13633 | 13924 | 12289 | 19496 | 20831 | 24418 | 16404 | 20667 | 24418 | 12660 |
| | Tryg Conf BevMetEdge 144w 52d | 10-16 | ...14452... | 14477 | 14795 | 13012 | 20874 | 22329 | 26243 | 17500 | 22152 | 26243 | 13416 |
| | Tryg Conf BevMetEdge 156w 56d | 10-18 | ...15656... | 15999 | 16370 | 14288 | 23461 | 25160 | 29724 | 19526 | 24952 | 29724 | 14760 |
| | Tryg Conf BevMetEdge 168w 56d | 10-18 | ...16856... | 16870 | 17269 | 15028 | 24906 | 26736 | 31652 | 20668 | 26513 | 31652 | 15536 |
| | Tryg Conf BevMetEdge 180w 56d | 12-20 | ...18056... | 17742 | 18169 | 15768 | 26352 | 28312 | 33579 | 21812 | 28073 | 33579 | 16313 |
| | Tryg Conf BevMetEdge 192w 60d | 12-20 | ...19260... | 19182 | 19671 | 16926 | 29022 | 31263 | 37282 | 23833 | 30989 | 37282 | 17549 |
| | Tryg Conf BevMetEdge 204w 60d | 12-20 | ...20460... | 20080 | 20599 | 17683 | 30535 | 32915 | 39312 | 25022 | 32625 | 39312 | 18345 |
| | Tryg Conf BevMetEdge 216w 60d | 14-22 | ...21660... | 20978 | 21527 | 18440 | 32048 | 34568 | 41341 | 26210 | 34260 | 41341 | 19140 |
| | Tryg Conf BevMetEdge 240w 60d | 16-26 | ...24060... | 22739 | 23350 | 19920 | 35040 | 37840 | 45364 | 28553 | 37498 | 45364 | 20698 |

> To Order:

For product numbers, join the product Prefix, Size, and Top Material Codes; read across and down for price.
 Ex: For Tryg Collab SqEdge 90w 48d with Wood1 top, prod.no. is TRYG2A9048W1; list price is \$6715.

Guide to specifying top materials:

- Wood1: All TUOHY Wood1 offerings.
- Wood2: All TUOHY Wood2 offerings.
- HPL: Formica® 949 White
- BPGlass (Back-Painted): S.BLK Black or S.BWT White
- AEGlass (Acid-Etched): GAB Acid-Etched Black or GAW Acid-Etched White
- ALGlass (Acid-Etched Laminated): All colors
- Acrylic Solid Surface: Avonite® Polaris Matte
- Cambria®: All standard colors; excludes Cambria Matte™ & Luxury Design Series
- Marble: Carrara
- Proxy Faux Leather (54): All TUOHY Proxy offerings (54-in roll width limitation),

Specify base material from Wood1 offering; see options below.

! Notes:

Tables through 120w are in 1-section; larger tables are in 2-sections. Top materials may be further segmented; see the chart on page CT2.

Base tie rod finish is MRBS Resin Brushed Steel.

+ Options:

- For Wood2 level base finishes, specify Option W2; add \$761 list.
- For 3M™DI-NOC™ ME-388 Metallic bases, specify Option ME388; add \$2022 list.
- For cement-textured bases, specify Option CMT; add \$1836 list.

Table Sections

Top materials may be further segmented based on the top material and size specified. Please see page CT2.



Collaboration Height

| | Seats | Prefix & Size Codes | Top Material/Code | | HPL | BPGlass | AEGlass | ALGlass | AcrylicSS | Quartz | Marble | Proxy |
|------------------------------------|-------|---------------------|-------------------|-------|-------|---------|---------|---------|-----------|--------|--------|-------|
| | | | Wood1 | Wood2 | | | | | | | | |
| Square Edge 1.5th Top, 40h ‡ | | TRYG2A... | ...W1 | ...W2 | ...L | ...G | ...J | ...E | ...C | ...Q | ...M | ...P |
| Tryg Collab SqEdge 72w 37d | 6 | ...7237... | 6291 | 6400 | 5782 | 8504 | 9008 | — | 7336 | 8947 | 10362 | — |
| Tryg Collab SqEdge 78w 37d | 6 | ...7837... | 6407 | 6526 | 5857 | 8805 | 9351 | — | 7541 | 9285 | 10819 | — |
| Tryg Collab SqEdge 84w 40d | 6-8 | ...8440... | 6524 | 6653 | 5933 | 9108 | 9696 | — | 7745 | 9623 | 11276 | — |
| Tryg Collab SqEdge 90w 48d | 6-8 | ...9048... | 7051 | 7235 | 6206 | 10742 | 11582 | — | 8795 | 11479 | 13839 | — |
| Tryg Collab SqEdge 96w 48d | 6-12 | ...9648... | 7313 | 7509 | 6411 | 11250 | 12145 | — | 9174 | 12036 | 14553 | — |
| Tryg Collab SqEdge 108w 48d | 8-12 | ...10848... | 7804 | 8023 | 6788 | 12231 | 13239 | — | 9896 | 13117 | 15948 | — |
| Tryg Collab SqEdge 120w 52d | 8-14 | ...12052... | 8772 | 9036 | 7551 | 14103 | 15315 | — | 11292 | 15167 | 18577 | — |
| Square Metal Edge 1.5th Top, 40h ‡ | | TRYG2B... | ...W1 | ...W2 | ...L | ...G | ...J | ...E | ...C | ...Q | ...M | ...P |
| Tryg Collab SqMetEdge 72w 37d | 6 | ...7237... | 8138 | 8248 | 7630 | 10352 | 10856 | 12210 | 9184 | 10794 | 12210 | 7770 |
| Tryg Collab SqMetEdge 78w 37d | 6 | ...7837... | 8291 | 8409 | 7741 | 10689 | 11235 | 12703 | 9425 | 11169 | 12703 | 7893 |
| Tryg Collab SqMetEdge 84w 40d | 6-8 | ...8440... | 8529 | 8657 | 7937 | 11112 | 11700 | 13280 | 9750 | 11629 | 13280 | 8101 |
| Tryg Collab SqMetEdge 90w 48d | 6-8 | ...9048... | 9190 | 9373 | 8344 | 12880 | 13720 | 15978 | 10934 | 13617 | 15978 | 8577 |
| Tryg Collab SqMetEdge 96w 48d | 6-12 | ...9648... | 9557 | 9752 | 8655 | 13494 | 14389 | 16797 | 11418 | 14280 | 16797 | 8904 |
| Tryg Collab SqMetEdge 108w 48d | 8-12 | ...10848... | 10257 | 10477 | 9242 | 14685 | 15693 | 18402 | 12350 | 15570 | 18402 | 9522 |
| Tryg Collab SqMetEdge 120w 52d | 8-14 | ...12052... | 11516 | 11781 | 10295 | 16847 | 18060 | 21321 | 14036 | 17912 | 21321 | 10632 |
| Bevel Edge 1.5th Top, 40h ‡ | | TRYG2C... | ...W1 | ...W2 | ...L | ...G | ...J | ...E | ...C | ...Q | ...M | ...P |
| Tryg Collab BevEdge 72w 37d | 6 | ...7237... | 6962 | 7071 | 6453 | 9175 | 9679 | — | 8007 | 9618 | 11033 | — |
| Tryg Collab BevEdge 78w 37d | 6 | ...7837... | 7078 | 7197 | 6528 | 9476 | 10022 | — | 8212 | 9956 | 11490 | — |
| Tryg Collab BevEdge 84w 40d | 6-8 | ...8440... | 7195 | 7323 | 6602 | 9778 | 10366 | — | 8416 | 10294 | 11946 | — |
| Tryg Collab BevEdge 90w 48d | 6-8 | ...9048... | 7722 | 7904 | 6875 | 11411 | 12251 | — | 9466 | 12150 | 14509 | — |
| Tryg Collab BevEdge 96w 48d | 6-12 | ...9648... | 8028 | 8224 | 7126 | 11965 | 12860 | — | 9889 | 12751 | 15269 | — |
| Tryg Collab BevEdge 108w 48d | 8-12 | ...10848... | 8609 | 8828 | 7594 | 13037 | 14045 | — | 10702 | 13922 | 16754 | — |
| Tryg Collab BevEdge 120w 52d | 8-14 | ...12052... | 9741 | 10005 | 8519 | 15071 | 16284 | — | 12260 | 16136 | 19546 | — |
| Bevel Metal Edge 2th Top, 40.5h ‡ | | TRYG2D... | ...W1 | ...W2 | ...L | ...G | ...J | ...E | ...C | ...Q | ...M | ...P |
| Tryg Collab BevMetEdge 72w 37d | 6 | ...7237... | 10422 | 10533 | 9915 | 12637 | 13141 | 14495 | 11469 | 13079 | 14495 | 10055 |
| Tryg Collab BevMetEdge 78w 37d | 6 | ...7837... | 10539 | 10659 | 9990 | 12938 | 13484 | 14951 | 11673 | 13417 | 14951 | 10141 |
| Tryg Collab BevMetEdge 84w 40d | 6-8 | ...8440... | 10656 | 10785 | 10064 | 13239 | 13827 | 15408 | 11877 | 13755 | 15408 | 10227 |
| Tryg Collab BevMetEdge 90w 48d | 6-8 | ...9048... | 11183 | 11366 | 10337 | 14873 | 15713 | 17971 | 12927 | 15610 | 17971 | 10570 |
| Tryg Collab BevMetEdge 96w 48d | 6-12 | ...9648... | 11630 | 11825 | 10728 | 15566 | 16462 | 18870 | 13490 | 16353 | 18870 | 10977 |
| Tryg Collab BevMetEdge 108w 48d | 8-12 | ...10848... | 12490 | 12709 | 11474 | 16918 | 17926 | 20635 | 14582 | 17803 | 20635 | 11755 |
| Tryg Collab BevMetEdge 120w 52d | 8-14 | ...12052... | 13908 | 14173 | 12687 | 19239 | 20452 | 23713 | 16428 | 20304 | 23713 | 13024 |

> To Order:

For product numbers, join the product Prefix, Size, and Top Material Codes; read across and down for price.
 Ex: For Tryg Collab SqEdge 90w 48d with Wood1 top, prod.no. is TRYG2A9048W1; list price is \$6715.

Guide to specifying top materials:

- Wood1: All TUOHY Wood1 offerings.
- Wood2: All TUOHY Wood2 offerings.
- HPL: Formica® 949 White
- BPGlass (Back-Painted): S.BLK Black or S.BWT White
- AEGlass (Acid-Etched): GAB Acid-Etched Black or GAW Acid-Etched White
- ALGlass (Acid-Etched Laminated): All colors
- Acrylic Solid Surface: Avonite® Polaris Matte
- Cambria®: All standard colors; excludes Cambria Matte™ & Luxury Design Series
- Marble: Carrara
- Proxy Faux Leather (54): All TUOHY Proxy offerings (54-in roll width limitation),

Specify base material from Wood1 offering; see options below.

! Notes:

Collaboration height tables are in 1-section. Top materials may be further segmented; see the chart on page CT2.
 Base tie rod finish is MRBS Resin Brushed Steel.

+ Options:

For Wood2 level base finishes, specify Option W2; add \$761 list.
 For 3M™DI-NOC™ ME-388 Metallic bases, specify Option ME388; add \$2022 list.
 For cement-textured bases, specify Option CMT; add \$1836 list.

