

PRICING & SPECIFICATION GUIDE  
Geneva Conference

April 1, 2017

TUOHY



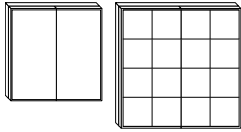
Design:  
Halsey, McCormack & Helmer



Conference: **Geneva**

Wall Visual Boards	CG4
Marker Boards	CG4
Wall Rails	CG4
Wall Shelves	CG4
Lecterns	CG5
Towers	CG5
Utility/Phone/Fax Consoles	CG5
Credenzas	CG6
Buffet Credenzas	CG7
Interior Box Drawers	CG8
Square Tables	CG9
Round Tables	CG9
3-Sided Tables	CG9
Rectangular Tables	CG10
Boat Tables	CG10
Ellipse Tables	CG10
Video Conference Tables	CG11

Wall Visual Boards

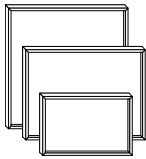


Wood1 Finishes	COM yd	Product No.	List \$	Product No.	List \$
• Visual Board 36wx36h	1.25	GEVB.3636	4235		
Visual Board 48wx36h	1.55	GEVB.4836	4403		
• Visual Board 48wx48h	1.55	GEVB.4848	4573		
Visual Board+Screen 48wx48h	1.55	GEVS.4848	4866		

Depth: 4.3  
Includes Map Rail, mounting kit, markers and eraser.  
Doors have Wood1 veneer faces in an MBN Brushed Nickel frame.

- + Options:
- For Proxy faux-leather doors, specify Option LF, add 40%.  
For Proxy faux-leather stitched doors, specify Option SF, add 45% (contrasting stitch is standard).  
For additional Map Rails, specify Option MR, add \$96 each.


Marker Boards



Porcelain Surface w. Wood Frame			
Marker Board 36wx24h		GEMB.3624	1318
Marker Board 48wx36h		GEMB.4836	1544
Marker Board 48wx48h		GEMB.4848	1769

Depth: 1.3  
Includes mounting kit, markers and eraser.

Wall Rails




For On-site Installation	Flush Cut Ends	Detail 3 Sides	
Wall Rail 36	GEWR.36	669	GEWR3.36 865
Wall Rail 48	GEWR.48	875	GEWR3.48 1070
Wall Rail 60	GEWR.60	950	GEWR3.60 1143
Wall Rail 72	GEWR.72	1077	GEWR3.72 1272
Wall Rail 90	GEWR.90	1287	GEWR3.90 1481

Depth: 3 Height: 1.5  
! Notes:  
An eased edge detail is standard; see kerf option below.

- + Options:  
For kerf edge detail, specify Option KERF, add 3%.

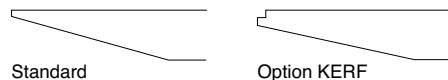
Wall Shelves



For On-site Installation	Flush Cut Ends	Detail 3 Sides	
Wall Shelf 36	GEWS.36	699	GEWSK.36 897
Wall Shelf 48	GEWS.48	920	GEWSK.48 1114
Wall Shelf 60	GEWS.60	1011	GEWSK.60 1204
Wall Shelf 72	GEWS.72	1151	GEWSK.72 1347
Wall Shelf 90	GEWS.90	1380	GEWSK.90 1572

Depth: 12 Height: 1.5  
! Notes:  
An eased edge detail is standard; see kerf option below.  
Wall Shelves have a load rating of 20 pounds per linear foot.

- + Options:  
Faux-leather insert options unavailable.  
For kerf edge detail, specify Option KERF, add 3%.



Standard

Option KERF

Shipping address for COM/COL materials and memo samples:  
TUOHY Furniture Corporation, P5 Upholstery Receiving, 42 Saint Albans Place, Chatfield, MN 55923

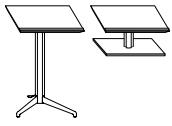


Specify: Product Number  
Quantity  
Tagging  
Wood Finish

- Denotes Item is illustrated.
- ‡ Requires field sub-assembly.
- Prices listed in Wood1 Finishes.
- Stitched Proxy faux-leather has contrasting stitch; other colors available.

Metal finish is MBN Brushed Nickel.

Lecterns



Product No.	List \$	Product No.	List \$	Product No.	List \$
<b>Wood1 Tops</b>					
Freestanding Lectern 24w 18d 44.4h				SYNG	1450
TableTop Lectern 24w 18d 13h				GETL	1130

! Notes:

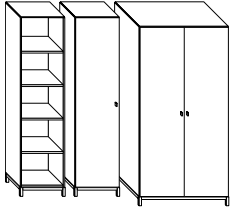
Columns have an MRSA Resin Satin Aluminum finish.  
 Legs on the Freestanding Lectern are MPA Polished Aluminum.  
 Base plate on the Table Top Lectern is Wood1 (see image).



+ Options:

For kerf edge detail, specify Option KERF, add 3%

Towers



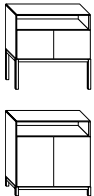
18w 72h 3.5 Base	15d			24d	
• Shelving	• GSTU.1815.72.3	3195		GSTU.1824.72.3	4019
• Cabinet LH	• GLTU.1815.72.3	3348		GLTU.1824.72.3	4183
Cabinet RH	GRTU.1815.72.3	3348		GRTU.1824.72.3	4183
Garment LH	—			GLGU.1824.72.3	3884
Garment RH	—			GRTU.1824.72.3	3884
30w 72h 3.5 Base	15d			24d	
Shelving	GSTU.3015.72.3	4022		—	
Cabinet	GDTU.3015.72.3	4277		GDTU.3024.72.3	6278
Cabinet-Garment	—			GCGU.3024.72.3	6006
Garment-Cabinet	—			GGCU.3024.72.3	6006
Garment	—			GDGU.3024.72.3	5735
36w 72h 3.5 Base	15d			24d	
Shelving	GSTU.3615.72.3	4435		—	
• Cabinet	GDTU.3615.72.3	4738		• GDTU.3624.72.3	6821
Cabinet-Garment	—			GCGU.3624.72.3	6521
Garment-Cabinet	—			GGCU.3624.72.3	6521
Garment	—			GDGU.3624.72.3	6218

Items listed above have Wood1 surfaces and an MBN Brushed Nickel base/leg frame.  
 Cabinet units have adjustable interior wood shelves.  
 Backs are fully closed and unfinished on the rear face.

+ Options:

For closed backs that are finished on the rear face, change the 4th digit to F, add \$271.  
 For faux-leather doors, specify Option LF add \$663 per door.  
 For faux-leather stitched doors, specify Option SF add \$1048 per door (contrasting stitch is standard).  
 For door locks, specify Option DL and add \$158.

Utility/Phone/Fax Consoles



30w 30h 12 Base →	15d		20d		24d
Phone-Fax UnfinishedBk	GDPU.3015.30.12	2856	GDPU.3020.30.12	3011	GDPU.3024.30.12 3078
Phone-Fax Finished Back	GDPF.3015.30.12	2944	GDPF.3020.30.12	3102	GDPF.3024.30.12 3168
• Phone-Fax Open FinishBk	GDPO.3015.30.12	3162	GDPO.3020.30.12	3327	GDPO.3024.30.12 3394
30w 30h 3.5 Base →	15d		20d		24d
Phone-Fax UnfinishedBk	GDPU.3015.30.3	2919	GDPU.3020.30.3	3078	GDPU.3024.30.3 3148
Phone-Fax Finished Back	GDPF.3015.30.3	3010	GDPF.3020.30.3	3168	GDPF.3024.30.3 3237
• Phone-Fax Open FinishBk	GDPO.3015.30.3	3228	GDPO.3020.30.3	3394	GDPO.3024.30.3 3462

! Notes

Units are available with a closed or open shelf/back, as listed above.  
 Prices shown are for Wood1 finishes; see the General Information section for other finish options.  
 Items listed above have an open wood shelf and MBN Brushed Nickel base/leg frame.  
 Credenzas have a kerf detail along edges and vertical corners.  
 Cabinet door locks are included.

+ Options:

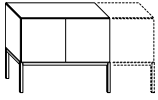
For Proxy faux-leather doors, specify Option LF and add \$1055.  
 For Proxy faux-leather stitched doors, specify Option SF and add \$1434.66.  
 For customer-supplied and installed stone tops, specify Option ST (no price change); templates provided.

Specify: Product Number  
 Quantity  
 Tagging  
 Wood Finish

• Denotes Item is illustrated.  
 ‡ Requires field sub-assembly.  
 Prices listed in Wood1 Finishes.  
 Stitched Proxy faux-leather has contrasting stitch; other colors available.

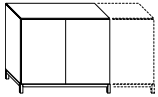
Metal finish is MBN Brushed Nickel except as noted.

Credenzas



		ProdNo.	List \$	ProdNo.	List \$	ProdNo.	List \$
30h 12 Base	CredBack	15d		20d		24d	
Credenza 30h 12 Base	Unfinished	GC151-	330	GC201-	352	GC241-	360
Credenza 30h 12 Base	Finished	GD151-	330	GD201-	352	GD241-	360

								Finished Back Add \$
Ped Back Unfinished -	w	↑	↑	↑	↑	↑	↑	
Shelving 15w	15	B	1509	B	1638	B	1772	+38
Shelving 18w	18	C	1583	C	1719	C	1859	+46
Shelving 30w	30	E	1872	E	2024	E	2178	+85
Shelving 36w	36	F	2091	F	2250	F	2410	+95
Cabinet-LH 15w	15	N	1883	N	2019	N	2158	+38
Cabinet-LH 18w	18	P	1958	P	2102	P	2249	+46
Cabinet-RH 15w	15	R	1883	R	2019	R	2158	+38
Cabinet-RH 18w	18	S	1958	S	2102	S	2249	+46
Double Cabinet 30w	30	U	2358	U	2521	U	2678	+85
Double Cabinet 36w	36	V	2473	V	2642	V	2808	+95
Box/File 18w	18	-	-	M	2432	M	2567	+97
3Box 18w	18	-	-	D	2674	D	2810	+97
LatBox/LatFile 30w	30	-	-	T	2909	T	3063	+97
LatBox/LatFile 36w	36	-	-	G	3194	G	3366	+161



		ProdNo.	List \$	ProdNo.	List \$	ProdNo.	List \$
30h 3.5 Base	CredBack	15d		20d		24d	
Credenza 30h 3.5 Base	Unfinished	GC15-	357	GC20-	382	GC24-	402
Credenza 30h 3.5 Base	Finished	GD15-	357	GD20-	382	GD24-	402

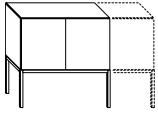
								Finished Back Add \$
Ped Back Unfinished -	w	↑	↑	↑	↑	↑	↑	
Shelving 15w	15	B	1641	B	1782	B	1925	+41
Shelving 18w	18	C	1718	C	1870	C	2019	+51
Shelving 30w	30	E	2036	E	2201	E	2368	+92
Shelving 36w	36	F	2273	F	2445	F	2621	+109
Cabinet-LH 15w	15	N	2034	N	2183	N	2333	+41
Cabinet-LH 18w	18	P	2115	P	2273	P	2431	+51
Cabinet-RH 15w	15	R	2034	R	2183	R	2333	+41
Cabinet-RH 18w	18	S	2115	S	2273	S	2431	+51
Double Cabinet 30w	30	U	2553	U	2729	U	2898	+92
Double Cabinet 36w	36	V	2674	V	2860	V	3039	+109
2File 18w	18	-	-	W	2555	W	2670	+111
2Box/File 18w	18	-	-	Y	2659	Y	2794	+111
4Box 18w	18	-	-	0	2901	0	3037	+111
2LatFile 30w	30	-	-	2	3096	2	3249	+177
2LatFile 36w	36	-	-	3	3390	3	3562	+198
2LatBox/LatFile 30w	30	-	-	6	3313	6	3465	+177
2LatBox/LatFile 36w	36	-	-	7	3618	7	3792	+198
LatBox/DbiCab 30w	30	-	-	8	3185	8	3337	+92
LatBox/DbiCab 36w	36	-	-	9	3407	9	3578	+109

See the ordering information on the opposite page.

! Note:

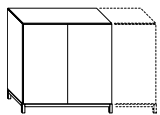
All file drawers at 20d, listed above and on opposite page, have front-to-back filing only for legal size files.

Buffet Credenzas



		ProdNo.	List \$	ProdNo.	List \$	ProdNo.	List \$
36h 15 Base	CredBack	15d		20d		24d	
Buffet 36h 15 Base	Unfinished	GE151-	357	GE201-	382	GE241-	402
Buffet 36h 15 Base	Finished	GF151-	357	GF201-	382	GF241-	402

								Finished Back Add \$
Ped Back Unfinished ↵	w	↑	↑	↑	↑	↑	↑	
Shelving 15w	15	B	1641	B	1782	B	1925	+40
Shelving 18w	18	C	1718	C	1870	C	2019	+47
Shelving 30w	30	E	2036	E	2201	E	2368	+89
Shelving 36w	36	F	2273	F	2445	F	2621	+98
Cabinet-LH 15w	15	N	2034	N	2183	N	2333	+40
Cabinet-LH 18w	18	P	2115	P	2273	P	2431	+47
Cabinet-RH 15w	15	R	2034	R	2183	R	2333	+40
Cabinet-RH 18w	18	S	2115	S	2273	S	2431	+47
Double Cabinet 30w	30	U	2553	U	2729	U	2898	+89
Double Cabinet 36w	36	V	2674	V	2860	V	3039	+98
LatBox/DblCab 30w	30	—	—	8	3185	8	3337	+89
LatBox/DblCab 36w	36	—	—	9	3407	9	3578	+98



		ProdNo.	List \$	ProdNo.	List \$	ProdNo.	List \$
36h 3.5 Base	CredBack	15d		20d		24d	
Buffet 36h 3.5 Base	Unfinished	GE15-	372	GE20-	396	GE24-	420
Buffet 36h 3.5 Base	Finished	GF15-	372	GF20-	396	GF24-	420

								Finished Back Add \$
Ped Back Unfinished ↵	w	↑	↑	↑	↑	↑	↑	
Shelving 15w	15	B	1721	B	1871	B	2020	+42
Shelving 18w	18	C	1805	C	1962	C	2119	+54
Shelving 30w	30	E	2137	E	2312	E	2490	+96
Shelving 36w	36	F	2387	F	2567	F	2750	+113
Cabinet-LH 15w	15	N	2129	N	2285	N	2440	+42
Cabinet-LH 18w	18	P	2217	P	2379	P	2544	+54
Cabinet-RH 15w	15	R	2129	R	2285	R	2440	+42
Cabinet-RH 18w	18	S	2217	S	2379	S	2544	+54
Double Cabinet 30w	30	U	2670	U	2856	U	3036	+96
Double Cabinet 36w	36	V	2800	V	2995	V	3187	+113
LatBox/2LatFile 30w	30	—	—	4	3524	4	3694	+188
LatBox/2LatFile 36w	36	—	—	5	3845	5	4033	+206
LatBox/DblCab 30w	30	—	—	8	3332	8	3492	+96
LatBox/DblCab 36w	36	—	—	9	3567	9	3749	+113

How to Order Credenzas and Buffet Credenzas:

Choose the Credenza or Buffet format desired from each of the four listings above and on the opposite page. Note the ProdNo and List \$ that correspond to the depth and back (finished/unfinished) desired. Follow the ProdNo column down until you have located the first (left-most) pedestal desired, then append the letter/number code to the original item number and add the price to the original price. Continue adding pedestals in this manner until your unit is complete.

The overall credenza or buffet width will be the accumulated widths of all pedestals chosen; the overall price will be the accumulated prices and the final item number will be the original number plus all of the letter codes for the pedestals added. The maximum running width is 120 inches; units over 72 inches ship in two sections and require assembly. Tops are finished. See also the information on the following page.

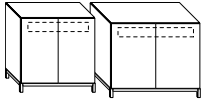
Sample Order

36h, 3.5 Base, 20d, Finished Back

w	ProdNo	List \$	Add \$
--	GF20-	396	0
18	P	2379	+54
36	5	3845	+206
18	S	2379	+54

GF20-P5S = \$9313 List

Interior Box Drawers



	ProdNo	List \$	ProdNo	List \$	ProdNo	List \$
Interior Box Drawers	15d		20d		24d	
• Int BoxDwr 30w Cabinet Modules	GB3015	538	GB3020	609	GB3024	656
• Int BoxDwr 36w Cabinet Modules	GB3615	588	GB3620	663	GB3624	710

Interior Box Drawers may be added to any cabinet and are field-installed.  
 Interior Box Drawers have a matching veneer drawer face.  
 Dimensions: Full interior width minus allowance for cabinet hinges; full interior depth; 6h

! Notes—for all Credenzas and Buffet Credenzas

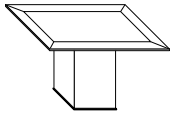
The maximum running width is 120 inches; units over 72 inches ship in two sections and require assembly.  
 Prices shown here regard Wood1 finishes; note surcharges for Wood2 finish.  
 Geneva credenzas are not modular. Tops, faces and back panels are each made from single pieces of veneer to guarantee consistency of grain and color.  
 Items listed above have Wood1 surfaces, an unfinished back, and an MBN Brushed Nickel base/leg frame.  
 Credenzas have a kerf detail along edges and vertical corners.  
 All cabinet and drawer pedestals include locks.

+ Options:

For Proxy faux-leather doors, specify Option LF and add \$528 per door.  
 For Proxy faux-leather stitched doors, specify Option SF and add \$718 per door  
 For drawer/door locks, specify Option DL and add \$152 per door or drawer. No locks available on faux leather doors.  
 For customer-supplied and installed stone tops, specify Option ST (no price change); templates provided.

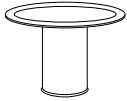


Square Tables



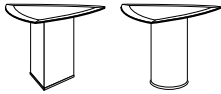
Product No.	List \$	Product No.	List \$	Product No.	List \$
1-Section			Square Plinth		
SquareTbl-1 42w 42d				GES.42	3166
• SquareTbl-1 48w 48d				GES.48	3418
SquareTbl-1 54w 54d				GES.54	3820
SquareTbl-1 60w 60d				GES.60	4176

Round Tables



1-Section		Cylinder Base	
RoundTbl-1 42 diam		GEC.42	3712
• RoundTbl-1 48 diam		GEC.48	4174
RoundTbl-1 54 diam		GEC.54	4614
RoundTbl-1 60 diam		GEC.60	5187
2-Section		Cylinder Base	
RoundTbl-2 66 diam		GEC.66	5301
RoundTbl-2 72 diam		GEC.72	6252

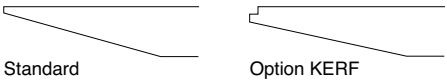
3-Sided Tables



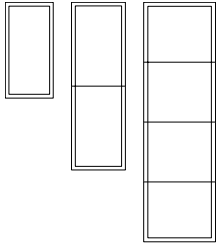
1-Section	Triangular Base	Cylinder Base	
• 3-SidedTbl-1 48 per side	GET.48.T	5110	GET.48.C 4809
3-SidedTbl-1 54 per side	GET.54.T	5709	GET.54.C 5330
3-SidedTbl-1 60 per side	GET.60.T	6460	GET.60.C 6010

! Notes:  
 All units above are standard with Wood1 tops and Wood1 bases.  
 An eased edge detail is standard on tops; see kerf option below.

+ Options:  
 For Proxy faux-leather top, specify Option LT, add 25%  
 For Proxy faux-leather stitched top, specify Option SLT, add 30% (contrasting stitch is standard).  
 For Proxy faux-leather base, specify Option LB, add 35%  
 For Proxy faux-leather base stitched, specify Option SB, add 40% (contrasting stitch is standard).  
 For tops ready for customer-installed stone, specify Option GT  
 Power management solutions are available in the Options section of the price schedule.  
 For kerf edge detail, specify Option KERF, add 3%

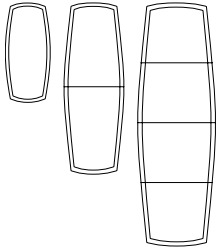


Rectangular Tables



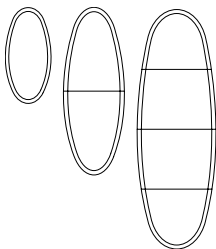
	Product No.	List \$	Product No.	List \$	Product No.	List \$
<b>1-Section</b>						
	Panel Base		Bowed Panel Base		Rect. Plinth Base	
RectangleTbl-1 84w 42d	GER.8442.P	5167	GER.8442.B	5529	GER.8442.R	5388
RectangleTbl-1 96w 48d	GER.9648.P	6123	GER.9648.B	6484	GER.9648.R	6344
RectangleTbl-1 108w 48d	GER.10848.P	6554	GER.10848.B	6916	GER.10848.R	6774
RectangleTbl-1 120w 48d	GER.12048.P	7271	GER.12048.B	7631	GER.12048.R	7491
<b>2-Section</b>						
	Panel Base		Bowed Panel Base		Rect. Plinth Base	
RectangleTbl-2 132w 48d	GER.13248.P	7806	GER.13248.B	8170	GER.13248.R	8028
RectangleTbl-2 144w 48d	GER.14448.P	9687	GER.14448.B	10049	GER.14448.R	9906
RectangleTbl-2 156w 54d	GER.15654.P	11936	GER.15654.B	12478	GER.15654.R	12265
RectangleTbl-2 168w 54d	GER.16854.P	13457	GER.16854.B	14000	GER.16854.R	13788
RectangleTbl-2 180w 57d	GER.18057.P	13725	GER.18057.B	14267	GER.18057.R	14054
RectangleTbl-2 192w 60d	GER.19260.P	13993	GER.19260.B	14536	GER.19260.R	14325
RectangleTbl-2 204w 60d	GER.20460.P	14893	GER.20460.B	15435	GER.20460.R	15224
<b>4-Section</b>						
	Panel Base		Bowed Panel Base		Rect. Plinth Base	
RectangleTbl-4 216w 66d	GER.21666.P	15794	GER.21666.B	16517	GER.21666.R	16233
RectangleTbl-4 240w 72d	GER.24072.P	16867	GER.24072.B	17591	GER.24072.R	17307

Boat Tables




	Product No.	List \$	Product No.	List \$	Product No.	List \$
<b>1-Section</b>						
	Panel Base		Bowed Panel Base		Rect. Plinth Base	
BoatTbl-1 84w 42/28d	GEB.8442.P	6722	GEB.8442.B	7083	GEB.8442.R	6946
BoatTbl-1 96w 48/32d	GEB.9648.P	7538	GEB.9648.B	7898	GEB.9648.R	7760
BoatTbl-1 108w 48/32d	GEB.10848.P	8678	GEB.10848.B	9037	GEB.10848.R	8899
BoatTbl-1 120w 51/34d	GEB.12051.P	9816	GEB.12051.B	10179	GEB.12051.R	10034
<b>2-Section</b>						
	Panel Base		Bowed Panel Base		Rect. Plinth Base	
BoatTbl-2 132w 54/36d	GEB.13254.P	11118	GEB.13254.B	11480	GEB.13254.R	11340
BoatTbl-2 144w 57/36d	GEB.14457.P	12423	GEB.14457.B	12784	GEB.14457.R	12641
BoatTbl-2 156w 57/38d	GEB.15657.P	13857	GEB.15657.B	14399	GEB.15657.R	14187
BoatTbl-2 168w 60/40d	GEB.16860.P	15296	GEB.16860.B	15837	GEB.16860.R	15626
BoatTbl-2 180w 60/40d	GEB.18060.P	18170	GEB.18060.B	18713	GEB.18060.R	18502
<b>4-Section</b>						
	Panel Base		Bowed Panel Base		Rect. Plinth Base	
BoatTbl-4 192w 63/42d	GEB.19263.P	18715	GEB.19263.B	19439	GEB.19263.R	19153
BoatTbl-4 204w 66/44d	GEB.20466.P	21056	GEB.20466.B	21780	GEB.20466.R	21495
BoatTbl-4 216w 72/48d	GEB.21672.P	21776	GEB.21672.B	22498	GEB.21672.R	22216
BoatTbl-4 240w 78/52d	GEB.24078.P	23568	GEB.24078.B	24290	GEB.24078.R	24007

Ellipse Tables



	Product No.	List \$	Product No.	List \$	Product No.	List \$
<b>1-Section</b>						
	Panel Base		Bowed Panel Base		Rect. Plinth Base	
EllipseTbl-1 84w 42/28d	GEE.8442.P	7377	GEE.8442.B	7736	GEE.8442.R	7595
EllipseTbl-1 96w 48/32d	GEE.9648.P	9004	GEE.9648.B	9366	GEE.9648.R	9221
EllipseTbl-1 108w 48/32d	GEE.10848.P	9816	GEE.10848.B	10179	GEE.10848.R	10034
EllipseTbl-1 120w 51/34d	GEE.12051.P	10630	GEE.12051.B	10994	GEE.12051.R	10852
<b>2-Section</b>						
	Panel Base		Bowed Panel Base		Rect. Plinth Base	
EllipseTbl-2 132w 54/36d	GEE.13254.P	11931	GEE.13254.B	12293	GEE.13254.R	12154
EllipseTbl-2 144w 57/36d	GEE.14457.P	13235	GEE.14457.B	13596	GEE.14457.R	13455
EllipseTbl-2 156w 57/38d	GEE.15657.P	15946	GEE.15657.B	16488	GEE.15657.R	16277
EllipseTbl-2 168w 60/40d	GEE.16860.P	18656	GEE.16860.B	19199	GEE.16860.R	18987
EllipseTbl-2 180w 60/40d	GEE.18060.P	21912	GEE.18060.B	22455	GEE.18060.R	22242
<b>4-Section</b>						
	Panel Base		Bowed Panel Base		Rect. Plinth Base	
EllipseTbl-4 192w 63/42d	GEE.19263.P	21912	GEE.19263.B	22637	GEE.19263.R	22355
EllipseTbl-4 204w 66/44d	GEE.20466.P	23540	GEE.20466.B	24261	GEE.20466.R	23981
EllipseTbl-4 216w 72/48d	GEE.21672.P	25167	GEE.21672.B	25889	GEE.21672.R	25608
EllipseTbl-4 240w 78/52d	GEE.24078.P	28422	GEE.24078.B	29145	GEE.24078.R	28865

Video Conference Tables



	Product No.	List \$	Product No.	List \$	Product No.	List \$
<b>1-Section</b>	<b>Panel Base</b>		<b>Bowed Panel Base</b>		<b>Rect. Plinth Base</b>	
VideoTbl-1 84w 42/28d	GEV.8442.P	6722	GEV.8442.B	7083	GEV.8442.R	6946
VideoTbl-1 96w 48/32d	GEV.9648.P	7538	GEV.9648.B	7898	GEV.9648.R	7760
VideoTbl-1 108w 48/32d	GEV.10848.P	8678	GEV.10848.B	9037	GEV.10848.R	8899
VideoTbl-1 120w 51/34d	GEV.12051.P	9816	GEV.12051.B	10179	GEV.12051.R	10034
<b>2-Section</b>	<b>Panel Base</b>		<b>Bowed Panel Base</b>		<b>Rect. Plinth Base</b>	
VideoTbl-2 132w 54/36d	GEV.13254.P	11118	GEV.13254.B	11480	GEV.13254.R	11340
VideoTbl-2 144w 57/36d	GEV.14457.P	12423	GEV.14457.B	12784	GEV.14457.R	12641
VideoTbl-2 156w 57/38d	GEV.15657.P	13857	GEV.15657.B	14399	GEV.15657.R	14187
VideoTbl-2 168w 60/40d	GEV.16860.P	15296	GEV.16860.B	15837	GEV.16860.R	15626
VideoTbl-2 180w 60/40d	GEV.18060.P	18170	GEV.18060.B	18713	GEV.18060.R	18502
<b>4-Section</b>	<b>Panel Base</b>		<b>Bowed Panel Base</b>		<b>Rect. Plinth Base</b>	
VideoTbl-4 192w 63/42d	GEV.19263.P	18715	GEV.19263.B	19439	GEV.19263.R	19153
VideoTbl-4 204w 66/44d	GEV.20466.P	21056	GEV.20466.B	21780	GEV.20466.R	21495
VideoTbl-4 216w 72/48d	GEV.21672.P	21776	GEV.21672.B	22498	GEV.21672.R	22216
VideoTbl-4 240w 78/52d	GEV.24078.P	23568	GEV.24078.B	24290	GEV.24078.R	24007



Panel Base



Bowed Panel Base



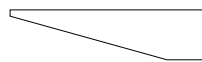
Rectangular Plinth

! Notes:

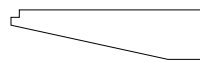
All units above are standard with Wood1 tops and Wood1 bases.  
An eased edge detail is standard on tops; see kerf option below.

+ Options:

- For Proxy faux-leather top, specify Option LT, add 25%.
- For Proxy faux-leather stitched top, specify Option SLT, add 30% (contrasting stitch is standard).
- For Proxy faux-leather base, specify Option LB, add 35%.
- For Proxy faux-leather base stitched, specify Option SB, add 40% (contrasting stitch is standard).
- For tops ready for customer-installed stone, specify Option GT .
- Power management solutions are available in the Options section of the price schedule.
- For kerf edge detail, specify Option KERF, add 3%.



Standard



Option KERF



See the Terms & Options section at the front of this price list for POWER-DATA solutions.

Specify: Product Number  
Quantity  
Tagging  
Wood Finish

- Denotes Item is illustrated.
- ‡ Requires field sub-assembly.
- Prices listed in Wood1 Finishes.
- Stitched Proxy faux-leather has contrasting stitch; other colors available.

Metal finish is MBN Brushed Nickel.

