

PRICING & SPECIFICATION GUIDE
Arrive Collection

April 1, 2017

TUOHY

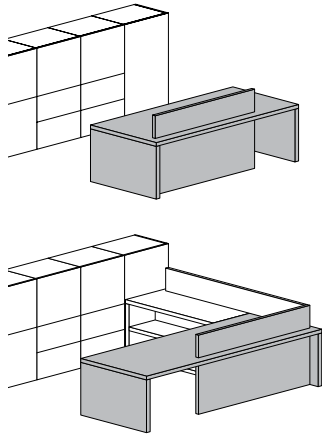


Design:
TUOHY Design Team

Reception: **Arrive**

Desks	BA4
Runoffs	BA5
Bridges	BA5
Accessory Shelves	BA5
Credenza Tops & End Panels	BA6
Pedestals	BA7
Towers	BA7

Desks with Panel

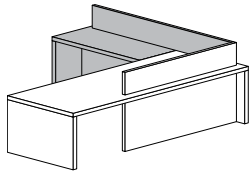


		Product No.	\$	Product No.	\$	Product No.	\$
Wood1 Shell 36d 42.4h	ADA	Wood1 Privacy Pnl		Wood2 Privacy Pnl		Acrylic Solid PrivPnl	
Desk 78w 36d LH	24	RALW7836	3641	RALX7836	4007	RALK7836	5275
• Desk 78w 36d RH	24	RARW7836	3641	RARX7836	4007	RARK7836	5275
Desk 84w 36d LH	24	RALW8436	3690	RALX8436	4059	RALK8436	5356
Desk 84w 36d RH	24	RARW8436	3690	RARX8436	4059	RARK8436	5356
Desk 90w 36d LH	28	RALW9036	3744	RALX9036	4119	RALK9036	5438
Desk 90w 36d RH	28	RARW9036	3744	RARX9036	4119	RARK9036	5438
• Desk 96w 36d LH	32	RALW9636	3807	RALX9636	4188	RALK9636	5556
Desk 96w 36d RH	32	RARW9636	3807	RARX9636	4188	RARK9636	5556
Desk 102w 36d LH	32	RALW10236	4033	RALX10236	4436	RALK10236	5972
Desk 102w 36d RH	32	RARW10236	4033	RARX10236	4436	RARK10236	5972
Desk 108w 36d LH	32	RALW10836	4450	RALX10836	4895	RALK10836	6526
Desk 108w 36d RH	32	RARW10836	4450	RARX10836	4895	RARK10836	6526
Desk 114w 36d LH	36	RALW11436	4514	RALX11436	4965	RALK11436	6643
Desk 114w 36d RH	36	RARW11436	4514	RARX11436	4965	RARK11436	6643
Desk 120w 36d LH	36	RALW12036	4615	RALX12036	5077	RALK12036	6909
Desk 120w 36d RH	36	RARW12036	4615	RARX12036	5077	RARK12036	6909

! Notes:

- Where applicable, wood veneers are horizontal; quartered and rift cuts are recommended.
- Acrylic Solid Surface standard is Avonite® Polaris Matte; other colors on a project basis.
- Privacy Panels are 1.5th and located 4.5-in from the visitors' edge of the worksurface.
- Handedness is user's side, where the Privacy Panel meets the end panel (opposite the offset gap).
- + Options/Parametrics (identify dimension changes within < > symbols use price of next larger size):
- Width range: 72-120
- Depth range: 30-36

Runoffs



	Product No.	\$	Product No.	\$	Product No.	\$
Wood1 Shell 48w 24d 42.4h	Wood1 Privacy Pnl		Wood2 Privacy Pnl		Acrylic Solid PrivPnl	
• Runoff Shell LH	RDELW4824	2271	RDELX4824	2498	RDELK4824	3903
Runoff Shell RH	RDERW4824	2271	RDERX4824	2498	RDERK4824	3903

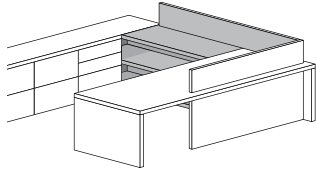
! Notes:

Where applicable, wood veneers are horizontal; quartered and rift cuts are recommended.
 Acrylic Solid Surface standard is Avonite® Polaris Matte; other colors on a project basis.
 Privacy Panels are located 2-in from the edge of the worksurface.
 Handedness is user's side attachment to Desk.

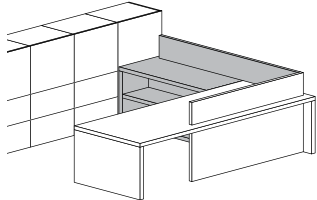
+ Options/Parametrics (identify dimension changes within < > symbols use price of next larger size):

Width range: 42-48
 Depth range: 18-24

Bridges



Wood1 Shell 48w 24d 42.4h	Wood1 Privacy Pnl		Wood2 Privacy Pnl		Acrylic Solid PrivPnl	
Credenza Bridge Shell	REEW4824	2008	REEX4824	2209	REEK4824	3654
• Credenza Bridge w Shelving	RESW4824	3578	RESX4824	3938	RESK4824	5225



Wood1 Shell 48w 24d 42.4h	Wood1 Privacy Pnl		Wood2 Privacy Pnl		Acrylic Solid PrivPnl	
Tower Bridge Shell LH	RETLW4824	2008	RETLX4824	2209	RETLK4824	3654
Tower Bridge Shell RH	RETRW4824	2008	RETRX4824	2209	RETRK4824	3654
• Tower Bridge w Shelving LH	REULW4824	3578	REULX4824	3938	REULK4824	5225
Tower Bridge w Shelving RH	REURW4824	3578	REURX4824	3938	REURK4824	5225

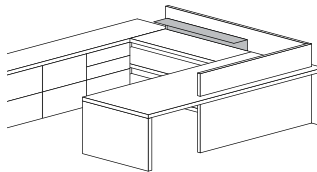
! Notes:

Credenza Bridge units are non-handed.
 Where applicable, wood veneers are horizontal; quartered and rift cuts are recommended.
 Acrylic Solid Surface standard is Avonite® Polaris Matte; other colors on a project basis.
 Privacy Panels are located 2-in from the edge of the worksurface.

+ Options/Parametrics (identify dimension changes within < > symbols; use prices shown above):

Width range: 42-48
 Depth range Bridge Shell only: 18-24
 Depth range Bridge Shell for 18d pedestals: 22-24
 Depth range Bridge w Shelving: 18-24

Accessory Shelves



Shelves for Privacy Panels	MRBAS	
Accessory Shelf 24w	RNF24	355
Accessory Shelf 30w	RNF30	443
Accessory Shelf 36w	RNF36	532
• Accessory Shelf 44w	RNF44	651

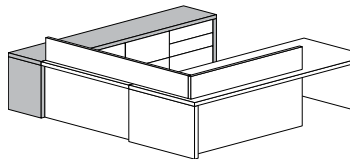
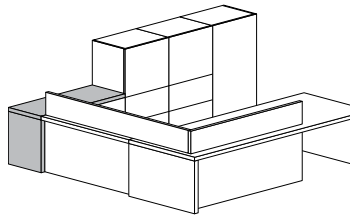
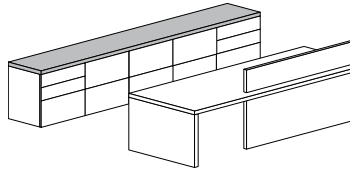
! Notes:

Depth is 7.5 inches; height is 6 inches. Finish is MRBAS Resin Brushed Aluminum Steel Tint.
 Shelves may be applied to any vertical surface in any location; drawing required.
 Default location as an accessory shelf is the closed end for Desks, center-of-top for Bridges and Runoffs.

+ Options/Parametrics (identify dimension changes within < > symbols; use price of next larger size):

Width range: 18-44

Credenza Tops & End Panels



	Product No.	\$	Product No.	\$
Top Only, 2-in Thick	18d		24d	
CredenzaTop 36w	RFC3618	1237	RFC3624	1281
CredenzaTop 48w	RFC4818	1282	RFC4824	1341
CredenzaTop 60w	RFC6018	1327	RFC6024	1399
CredenzaTop 72w	RFC7218	1372	RFC7224	1460
CredenzaTop 78w	RFC7818	1394	RFC7824	1489
CredenzaTop 84w	RFC8418	1418	RFC8424	1519
• CredenzaTop 90w	RFC9018	1440	RFC9024	1549
CredenzaTop 96w	RFC9618	1463	RFC9624	1578
CredenzaTop 102w	RFC10218	1485	RFC10224	1608
CredenzaTop 108w	RFC10818	1508	RFC10824	1638
CredenzaTop 114w	RFC11418	1530	RFC11424	1667
CredenzaTop 120w	RFC12018	1553	RFC12024	1697

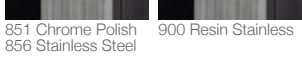
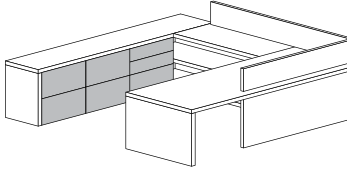
	Product No.	\$	Product No.	\$
Top & Single End Panel 30.4h	18d		24d	
CredenzaTop+1EndPnl 36w	RFE3618	1387	RFE3624	1476
CredenzaTop+1EndPnl 48w	RFE4818	1432	RFE4824	1535
CredenzaTop+1EndPnl 60w	RFE6018	1477	RFE6024	1594
CredenzaTop+1EndPnl 72w	RFE7218	1523	RFE7224	1654
CredenzaTop+1EndPnl 78w	RFE7818	1545	RFE7824	1683
CredenzaTop+1EndPnl 84w	RFE8418	1568	RFE8424	1714
CredenzaTop+1EndPnl 90w	RFE9018	1590	RFE9024	1743
CredenzaTop+1EndPnl 96w	RFE9618	1613	RFE9624	1772
CredenzaTop+1EndPnl 102w	RFE10218	1635	RFE10224	1803
CredenzaTop+1EndPnl 108w	RFE10818	1658	RFE10824	1832
CredenzaTop+1EndPnl 114w	RFE11418	1680	RFE11424	1861
CredenzaTop+1EndPnl 120w	RFE12018	1703	RFE12024	1892

	Product No.	\$	Product No.	\$
Top & Double End Panels 30.4h	18d		24d	
CredenzaTop+2EndPnls 72w	RFF7218	1672	RFF7224	1849
CredenzaTop+2EndPnls 78w	RFF7818	1691	RFF7824	1873
CredenzaTop+2EndPnls 84w	RFF8418	1717	RFF8424	1908
CredenzaTop+2EndPnls 90w	RFF9018	1740	RFF9024	1937
CredenzaTop+2EndPnls 96w	RFF9618	1762	RFF9624	1967
CredenzaTop+2EndPnls 102w	RFF10218	1905	RFF10224	2117
CredenzaTop+2EndPnls 108w	RFF10818	1927	RFF10824	2146
CredenzaTop+2EndPnls 114w	RFF11418	1950	RFF11424	2177
CredenzaTop+2EndPnls 120w	RFF12018	1972	RFF12024	2206

! Notes:

- End panels are finished all sides and have horizontal veneers quartered and rift cuts are recommended.
- Wood prices are shown at Wood1 prices; inquire about upcharges for Wood2 finishes.
- All items listed above require pedestals and/or attachment to towers. Maximum open span is 54-inches.
- + Options/Parametrics (identify dimension changes within < > symbols; use price of next larger size):
- Width range: 30-124 (max. price at 120)
- Depth range: 18-24

Pedestals



	Product No.	\$	Product No.	\$	Product No.	\$
Unfinished Back ↵	18d		24d		30d	
Pedestals	RJC18	0	RJC24	0	RJC30	0

	Spec Code	▲	Spec Code	▲	Spec Code	▲	Fin.Back Option FB
Cabinet: Shelves 15 LH	CL15	1653	CL15	1712			+239
Cabinet: Shelves 15 RH	CR15	1653	CR15	1712			+239
Cabinet: Shelves 18 LH	CL18	1719	CL18	1782			+252
Cabinet: Shelves 18 RH	CR18	1719	CR18	1782			+252
Cabinet: Shelves 24 LH	CL24	1796	CL24	1916			+278
Cabinet: Shelves 24 RH	C24	1796	C24	1916			+278
Cabinet: Shelves 30 DBL	C30	2037	C30	2060			+302
Cabinet: Shelves 36 DBL	C36	2160	C36	2202			+328
Drawer: 4Box 18	J18	2076	J18	2104	J18	2134	+252
Drawer: 4Box 24	J24	2178	J24	2470	J24	2760	+278
Drawer: 2Box/File 18	E18	1962	E18	2042	E18	2122	+252
Drawer: 2Box/File 24	E24	2128	E24	2220	E24	2311	+278
Drawer: 2Box/File 30	E30	2470	E30	2573	E30	2669	+302
Drawer: 2Box/File 36	E36	2602	E36	2765	E36	2873	+328
Drawer: 2File 18	F18	1936	F18	2030	F18	2123	+252
Drawer: 2File 24	F24	2166	F24	2264	F24	2360	+278
Drawer: 2File 30	F30	2507	F30	2617	F30	2718	+302
Drawer: 2File 36	F36	2641	F36	2809	F36	2923	+328
Drawer: TrashRecycle 1 & 2-Bin 18	T18	1850	T18	2020			+252
Drawer: TrashRecycle 2 & 4-Bin 24	T24	1988	T24	2807			+278
Drawer: Utility 18	U18	1713	U18	1786			+252
Drawer: Utility 24	U24	1862	U24	1955			+278

! Notes:

To order, specify the Product No. listed at top, then list the Spec Codes in L to R order in your description.

The total price is the price listed at top plus the sum of the prices for the Spec Codes you itemized.

Specify pull style/finish item number from those shown at left.

All prices are based on Wood1 finishes; veneers are horizontal.

Utility Drawers include a vent/cord exit in the rear panel.

+Options:

Face Locks are included on all drawer and door pedestals. For no locks, specify Option NL.

For finished back, specify Option FB; add the \$ amount shown at far right; continuous back up to 72w at 18d/24d.

For finished left side, specify Option FL; add \$153.

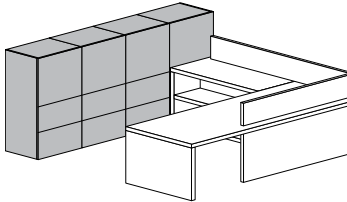
For finished right side, specify Option FR; add \$153.

For finished both sides, specify Option FS; add \$307.

For High Gloss Solid Color door/drawer fronts, specify Option HGF; add \$166.

For ventilation slots (where not included), specify Option VS; add \$276.

Towers



	Product No.	\$	Product No.	\$
Unfinished Back 24w 54h	18d		24d	
Towers	RP18	298	RP24	298

	Spec Code	Spec Code	Fin.Back Option FB
Garment LH	GL24 2490	GL24 2709	+184
Garment RH	GR24 2490	GR24 2709	+184
Garment End Door LH	HL24 2490	HL24 2709	+184
Garment End Door RH	HR24 2490	HR24 2709	+184
Cabinet/File/File LH	FL24 3228	FL24 3448	+184
Cabinet/File/File RH	FR24 3228	FR24 3448	+184
Cabinet/Printer-Utility LH	PL24 3171	PL24 3393	+184
Cabinet/Printer-Utility RH	PR24 3171	PR24 3393	+184

! Notes:

To order, specify the Product No. listed at top, then list the Spec Codes in L to R order in your description.

The total price is the price listed at top plus the sum of the prices for the Spec Codes you itemized.

Specify drawer pull style/finish item number from those shown above-left.

Both ends of a tower run will be finished.

All prices are based on Wood1 finishes; veneers are horizontal.

Utility Drawers include a vent/cord-exit in the rear panel.

+Options:

Face Locks are included on all drawers. For no locks, specify Option NL.

For finished back, specify Option FB; add the \$ amount shown at far right.

For High Gloss Solid Color door/drawer fronts, specify Option HGF; add \$221.

